



Clinical Study Protocol

NCT Number: NCT05687916

Title: A Randomized, Double-blind, Placebo-Controlled Study to Evaluate the Efficacy, Safety, and Tolerability of TAK-861 for the Treatment of Narcolepsy Without Cataplexy (Narcolepsy Type 2)

Study Number: TAK-861-2002

Document Version and Date: Initial version, 13 September 2022

Certain information within this document has been redacted (ie, specific content is masked irreversibly from view) to protect either personally identifiable information or company confidential information.

For non-commercial use only

TAKEDA PHARMACEUTICALS

PROTOCOL

A Randomized, Double-blind, Placebo-Controlled Study to Evaluate the Efficacy, Safety, and Tolerability of TAK-861 for the Treatment of Narcolepsy Without Cataplexy (Narcolepsy Type 2)

A Study to Evaluate the Efficacy, Safety, and Tolerability of TAK-861 for the Treatment of Narcolepsy Without Cataplexy

Sponsor:	Takeda Development Center Americas, Inc. 95 Hayden Avenue Lexington, MA 02421 USA		
Study Number:	TAK-861-2002		
Study Phase:	2		
IND Number:	154232	EudraCT/CTIS Number:	2022-002966-34
ClinicalTrials.gov:	Posting planned before study start		
Investigational Product:	TAK-861		
Date:	13 September 2022	Version/Amendment Number:	Initial version

CONFIDENTIAL PROPERTY OF TAKEDA

This document is a confidential communication of Takeda. Acceptance of this document constitutes the agreement by the recipient that no information contained herein will be published or disclosed without written authorization from Takeda. Furthermore, the information is only meant for review and compliance by the recipient, his or her staff, and applicable institutional review committee and regulatory agencies to enable conduct of the study.

APPROVALS




REPRESENTATIVES OF TAKEDA

This study will be conducted with the highest respect for the individual participants in accordance with the requirements of this study protocol and also in accordance with the following:

- The ethical principles that have their origin in the Declaration of Helsinki.
- International Council for Harmonisation of Technical Requirements for Registration of Pharmaceuticals for Human Use (ICH) Good Clinical Practice (GCP).
- All applicable laws and regulations, including, without limitation, data privacy laws, clinical trial disclosure laws, and regulations.

SIGNATURES OF THE RESPONSIBLE TAKEDA MEDICAL OFFICER AND OTHER SIGNATORY(IES)

Electronic signatures of the following individuals are provided on the last page of this document.

		
MD, I Clinical Science	PhD Sciences Statistics and Quantitative	Date

CONFIDENTIAL

INVESTIGATOR AGREEMENT

I confirm that I have read and understand this protocol, the investigator's brochure (IB), prescribing information, and any other product information provided by the sponsor. I agree to conduct this study in accordance with the requirements of this protocol and also to protect the rights, life, dignity, integrity, confidentiality of personal information, safety, privacy, and well-being of study participants in accordance with the following:

- The ethical principles that have their origin in the Declaration of Helsinki.
- ICH GCP.
- All applicable laws and regulations, including, without limitation, data privacy laws and regulations.
- Regulatory requirements for reporting serious adverse events (SAEs) as defined in this protocol.
- Terms outlined in the clinical study site agreement.
- Responsibilities of the investigator as described in this protocol.

I understand that the information in this protocol is confidential and should not be disclosed, other than to those directly involved in the execution or the scientific/ethical review of the study, without written authorization from the sponsor. It is, however, permissible to provide the information contained herein to a potential participant to obtain their informed consent to participate.

I understand that failure to comply with the requirements of the protocol may lead to the termination of my participation as an investigator for this study.

I understand that the sponsor may decide to suspend or prematurely terminate the study at any time for whatever reason; such a decision will be communicated to me in writing. Conversely, should I decide to withdraw from execution of the study, I will communicate my intention immediately in writing to the sponsor.

Signature of Investigator

Date

Investigator Name (print or type)

Investigator's Title

Name and Location of Facility (City, State/Province)

Location of Facility (Country)

CONFIDENTIAL

ADMINISTRATIVE INFORMATION

CONTACTS

General advice on protocol procedures should be obtained through the monitor assigned to the study site. Information on service providers is given in relevant guidelines provided to the site.

Takeda Development Center Americas, Inc.—sponsored investigators will be provided with emergency medical contact information cards to be provided to each study participant and carried by each participant per individual country requirements.

ADDITIONAL INFORMATION

A separate contact information list will be provided to each site.

Contact Type/Role	Contact
Serious adverse event and pregnancy reporting	Pharmacovigilance Takeda Development Center Americas, Inc. Fax: +1 224-554-1052 Email: PVSafetyAmericas@tpna.com
24-hour urgent medical contact	North America: +1 888 483 7729 Europe, Middle East and Africa/Asia Pacific: +44 122 337 4240

PRODUCT QUALITY COMPLAINTS

A product quality complaint is any written, electronic, or oral communication that alleges deficiencies related to the identity, quality, durability, reliability, safety, strength, purity, effectiveness, or performance of a product, device, or combination product after it is released for distribution.

Report product complaints using the form called “Clinical Trial Material Complaint Form.”

Send it to the following email address:

ctmcomplaint@takeda.com

TABLE OF CONTENTS

CONFIDENTIAL PROPERTY OF TAKEDA	1
APPROVALS	2
ADMINISTRATIVE INFORMATION	4
ADDITIONAL INFORMATION.....	4
PRODUCT QUALITY COMPLAINTS.....	4
TABLE OF CONTENTS.....	5
1. PROTOCOL SUMMARY	12
1.1 Synopsis	12
1.2 Schema.....	20
1.3 Schedule of Activities.....	21
2. INTRODUCTION	32
2.1 Study Rationale.....	32
2.2 Background.....	32
2.2.1. Summary of Nonclinical Data	33
2.2.2. Summary of Effects in Humans	33
2.3 Benefit-Risk Assessment	35
2.3.1. Potential Benefits.....	35
2.3.2. Potential Risks	36
3. OBJECTIVES, ENDPOINTS.....	38
3.1 Objectives and Endpoints	38
3.2 Estimands.....	39
4. STUDY DESIGN.....	40
4.1 Overall Design	40
4.2 Scientific Rationale for Study Design.....	41
4.2.1. Rationale for Study Population	41
4.2.2. Rationale for Study Design	41
4.2.3. Rationale for Endpoints.....	41
4.2.3.1. Safety Endpoints	41
4.2.3.2. Efficacy Endpoints.....	42
4.2.4. Participant Input into Design.....	42
4.3 Justification for Dose	42
4.4 End of Study/Study Completion Definition.....	43
5. STUDY POPULATION	43
5.1 Inclusion Criteria	43

5.2	Exclusion Criteria	44
5.3	Lifestyle Considerations	48
5.3.1.	Meals and Dietary Restrictions	48
5.3.2.	Activity.....	49
5.3.3.	Contraception for Participants of Childbearing Potential or Capable of Producing Viable Sperm.....	49
5.4	Screening.....	49
5.4.1.	Screen Failures	49
5.5	Criteria for Temporarily Delaying Randomization.....	50
5.6	Enrollment.....	50
6.	STUDY INTERVENTION(S) AND CONCOMITANT THERAPY	51
6.1	Study Interventions Administered	51
6.2	Preparation, Handling, Storage, and Accountability.....	52
6.2.1.	Accountability Throughout the Study	52
6.2.2.	Receiving Product at the Site	53
6.2.3.	Labeling.....	53
6.2.4.	Dispensing/Administration.....	53
6.2.4.1.	Dispensing.....	53
6.2.4.2.	Administration.....	53
6.3	Measures to Minimize Bias: Randomization and Blinding	55
6.3.1.	Randomization.....	55
6.3.2.	Blinding the Treatment Assignment.....	55
6.3.3.	Unblinding.....	55
6.4	Study Drug Compliance.....	55
6.5	Dose Modification	55
6.6	Continued Access to Study Intervention after the End of the Study	55
6.7	Treatment of Overdose	56
6.8	Concomitant Therapy.....	56
6.8.1.	Excluded Treatments	56
6.8.2.	Permitted Concomitant Medications	58
7.	DISCONTINUATION OF STUDY INTERVENTION AND PARTICIPANT DISCONTINUATION/WITHDRAWAL.....	59
7.1	Discontinuation of Study Intervention.....	59
7.2	Participant Discontinuation/Withdrawal from the Study.....	60
7.3	Lost to Follow-up.....	61

8.	STUDY ASSESSMENTS AND PROCEDURES.....	61
8.1	Demographics, Medical History, Medication History and Administrative Procedures.....	62
8.1.1.	Demographics.....	62
8.1.2.	Medical History.....	62
8.1.3.	Prior and Concomitant Treatments/Medications.....	63
8.1.4.	Diagnostic Criteria/Disease Classification.....	63
8.1.4.1.	Diagnostic Criteria for NT2.....	63
8.1.5.	Administrative Procedures (Contingency Measures for Unavoidable Circumstances).....	64
8.2	Efficacy Assessments.....	65
8.2.1.	Primary Efficacy Measurement.....	65
8.2.2.	Other.....	66
8.2.2.1.	██████████.....	66
8.2.2.2.	████████████████████.....	66
8.2.2.3.	Clinical Outcome Assessments.....	67
8.3	Safety Assessments.....	70
8.3.1.	Physical Examinations.....	70
8.3.2.	Vital Signs.....	70
8.3.2.1.	Weight, Height, and BMI.....	71
8.3.3.	ECG.....	71
8.3.4.	Clinical Safety Laboratory Tests.....	72
8.3.5.	Pregnancy Testing.....	73
8.3.6.	Suicidal Ideation and Behavior Risk Monitoring.....	73
8.3.7.	Other.....	73
8.3.7.1.	████████████████████.....	73
8.3.7.2.	██████████.....	73
8.3.8.	AEs, SAEs, and Other Safety Reporting.....	74
8.3.8.1.	Time Period and Frequency for Collecting AE and SAE Information.....	74
8.3.8.2.	Method of Detecting AEs and SAEs.....	74
8.3.8.3.	Follow-up of AEs and SAEs.....	74
8.3.8.4.	Regulatory Reporting Requirements for SAEs.....	74
8.3.8.5.	Pregnancy in a Participant or Participant’s Partner During the Study.....	75
8.3.8.6.	AEs of Special Interest.....	75
8.4	██████████.....	76

8.4.1.	████████████████████	76
8.5	Genetics	76
8.5.1.	████████████████████	76
8.6	████████████████████	77
8.7	Immunogenicity Assessments	77
9.	STATISTICAL CONSIDERATIONS	77
9.1	Statistical Hypotheses	78
9.1.1.	Primary Endpoint	78
9.1.2.	Secondary Endpoints	78
9.2	Analysis Sets	78
9.2.1.	Safety Set	78
9.2.2.	████████	78
9.2.3.	Full Analysis Set	78
9.3	Efficacy Analyses	78
9.3.1.	Primary Efficacy Endpoint	78
9.3.2.	Secondary Efficacy Endpoint	79
9.3.3.	████████████████████	79
9.4	Safety Analyses	79
9.5	Other Analyses	79
9.5.1.	████████████████████	79
9.5.2.	████████████████████	79
9.6	████████████████████	80
9.7	████████████████████	80
10.	SUPPORTING DOCUMENTATION AND OPERATIONAL CONSIDERATIONS	80
10.1	Regulatory, Ethical, and Study Oversight Considerations	80
10.1.1.	Regulatory and Ethical Considerations	80
10.1.2.	Financial Disclosure	80
10.1.3.	Informed Consent Process	81
10.1.4.	Data Protection	82
10.1.4.1.	Notice Regarding the Use and Transfer of the Investigator’s Personal Information	83
10.1.5.	Committees Structure	85
10.1.5.1.	IRB and/or IEC Approval	85
10.1.5.2.	Other Committees	86
10.1.6.	Dissemination of Clinical Study Data	86

10.1.6.1. Study Results Disclosure.....	86
10.1.7. Data Quality Assurance.....	86
10.1.7.1. Protocol Deviations.....	87
10.1.7.2. Study-Site Monitoring Visits	87
10.1.7.3. Audits.....	87
10.1.8. Source Documents.....	87
10.1.8.1. eCRFs.....	88
10.1.8.2. Documentation and Retention of Records	89
10.1.8.3. Data Handling	89
10.1.8.4. Record Retention.....	90
10.1.9. Study and Site Start and Closure	91
10.1.9.1. First Act of Recruitment.....	91
10.1.9.2. Study/Site Termination	91
10.1.9.3. Optional Study Participant Interviews.....	92
10.1.10. Publication Policy.....	92
10.1.11. Responsibilities of the Sponsor and the Investigator	93
10.1.11.1. Sponsor Responsibilities.....	93
10.1.11.2. Investigator Responsibilities	94
10.2 Clinical Laboratory Tests.....	96
10.2.1. Clinical Laboratory Assessments and Other Safety Assessments.....	97
10.2.2. [REDACTED]	98
10.3 AEs and SAEs: Definitions and Procedures for Recording, Evaluating, Follow-up, and Reporting.....	98
10.3.1. Definition of AE.....	98
10.3.2. Definition of SAE.....	100
10.3.3. Additional Considerations in Identifying and Defining AEs	101
10.3.3.1. Defining Discrete AEs	101
10.3.3.2. AEs of Special Interest.....	102
10.3.4. Recording and Follow-Up of AE and/or SAE.....	103
10.3.4.1. Frequency.....	103
10.3.4.2. Intensity.....	103
10.3.4.3. Causality/Relatedness	104
10.3.4.4. Action Taken.....	104
10.3.4.5. Outcome	105
10.3.4.6. Follow-Up	105

10.3.5. Expedited Reporting of SAEs and Selected AEs	106
10.3.5.1. [REDACTED]	107
10.3.5.2. Safety Reporting to Investigators, IRBs or IECs, and Regulatory Authorities.....	107
10.4 Contraceptive and Barrier Guidance.....	107
10.4.1. Definitions	107
10.4.2. Contraception Guidance	108
10.4.3. Pregnancy	110
10.5 [REDACTED]	111
10.6 Country-Specific Requirements.....	112
10.7 Abbreviations and Definitions	113
10.7.1. Abbreviations	113
10.8 Protocol Amendment History	115
11. REFERENCES	116

LIST OF TABLES

Table 1.a [REDACTED]	21
Table 1.b [REDACTED]	29
Table 6.a Study Intervention(s) Administered: Drug	52
Table 6.b [REDACTED]	57
Table 8.a [REDACTED]	62
Table 10.a Protocol-Required Laboratory Tests.....	97
Table 10.b Acceptable Contraception Methods and Lactation Guidance for this Study	109
Table 10.c Unacceptable Contraception Methods	110
Table 10.d [REDACTED]	112

LIST OF FIGURES

Figure 1.a [REDACTED]	20
-----------------------------	----

LIST OF APPENDICES


Appendix 1	[REDACTED]	
	[REDACTED]117
Appendix 2	[REDACTED]118
Appendix 3	ICSD-3 Criteria for NT2.....	119


For non-commercial use only

1. Protocol Summary

1.1 Synopsis

Name of Sponsor(s): Takeda Development Center Americas, Inc. 95 Hayden Avenue Lexington MA 02421 USA		Compound: TAK-861	
Study Number: TAK-861-2002	Phase: 2	IND No.: 154232	EudraCT No.: 2022-002966-34
Title of Protocol: A Randomized, Double-blind, Placebo-Controlled Study to Evaluate the Efficacy, Safety, and Tolerability of TAK-861 for the Treatment of Narcolepsy Without Cataplexy (Narcolepsy Type 2)			
Short Title: A Study to Evaluate the Efficacy, Safety, and Tolerability of TAK-861 in the Treatment for Narcolepsy Without Cataplexy			
Number of Participants (Total and per Treatment Arm): A total of approximately 60 participants (20 per arm)			
Investigator(s): Multicenter global study			
Site(s) and Region(s): Up to approximately 60 sites across North America, Europe, and Asia Pacific			
Study Period (planned): Q1 2023 to Q2 2024			
Objectives and Endpoints			
Objectives		Endpoints	
Primary			
<ul style="list-style-type: none"> To assess the effect of TAK-861 on excessive daytime sleepiness (EDS) as measured by sleep latency from the Maintenance of Wakefulness Test (MWT). 		<ul style="list-style-type: none"> Change from baseline to Week 8 in mean sleep latency from the MWT. 	
Secondary			
<ul style="list-style-type: none"> To assess the effect of TAK-861 on EDS as measured by the Epworth Sleepiness Scale (ESS) total score. To evaluate the safety and tolerability of TAK-861. 		<ul style="list-style-type: none"> Change from baseline to Week 8 in ESS total score. Occurrence of at least 1 treatment-emergent adverse event (TEAE). 	
Additional/Exploratory			





Rationale:

This study is designed to evaluate the efficacy, safety, and tolerability of multiple oral doses of TAK-861 in participants with narcolepsy without cataplexy (narcolepsy type 2 [NT2]).

Narcolepsy without cataplexy, or NT2, has been defined in the International Classification of Sleep Disorders, 3rd Edition (ICSD-3) criteria as having EDS with mean sleep latency of ≤ 8 minutes and 2 or more sleep onset REM periods (SOREMPs) on Multiple Sleep Latency Test (MSLT) (or with 1 SOREMP on preceding polysomnography (PSG) replacing 1 SOREMP on MSLT). Patients with NT2 do not have cataplexy, and cerebrospinal fluid (CSF) levels of orexin (OX) are greater than 110 pg/mL, or greater than one-third of the normal average. The presumed pathophysiology of NT2 is unclear. However, as many as 30% of patients with narcolepsy without cataplexy are found to have CSF OX levels that are lower than normal.

TAK-861 is a selective agonist of OX2R that has demonstrated wake-promoting effects even in the absence of OX deficiency. Nonclinical pharmacology studies showed wake-promoting effects of TAK-861 in a murine narcolepsy model and also in mice and nonhuman primates with no known OX deficiency. [REDACTED]

[REDACTED]. The available nonclinical information and emerging clinical [REDACTED]

[REDACTED] support this study.

Study Intervention, Dose, and Mode of Administration:

The following treatments will be administered orally:

- TAK-861 Dose Regimen 1: 2 mg twice daily [REDACTED]
- TAK-861 Dose Regimen 2: 7 mg once daily (QD) or 2 mg followed by 5 mg [REDACTED]
- Matching placebo

Dose Regimen 2 (7 mg total daily dose) will be administered as either 7 mg QD or 2 mg followed by 5 mg; the decision will be made before randomization of the first participant.

Study treatment will be administered [REDACTED]. (Participants assigned to a QD dose regimen will receive placebo for the second dose.) Study treatment will be administered for 8 weeks.

Overall Design and Methodology:

This is a randomized, double-blind, placebo-controlled, multicenter, 8-week parallel group study to evaluate the efficacy, safety, and tolerability of 2 oral dose regimens of TAK-861.

Approximately 60 (male and female) participants with NT2, who satisfy the inclusion and exclusion criteria, will be randomized such that a participant has an equal chance of being assigned to any 1 of 3 arms: 2 TAK-861 dose regimens or matching placebo. [REDACTED]. Starting on [REDACTED] Day 1, the study drug will be administered at approximately the same time each day for 8 weeks.

Participants who have provided informed consent will complete a screening period of up to 45 days (see protocol body, Section 6.8.1 for different washout periods) to washout any NT2 medication (if applicable). Participants will be asked to complete an eDiary, starting from the initial screening visit, no later than [REDACTED]

[REDACTED]

[REDACTED]

[REDACTED]

[REDACTED]

After the Week 8 visit, participants will have the option to participate in a long-term extension (LTE) study under a separate protocol (assuming protocol is open for enrollment). Participants who enroll in the LTE study will not have follow-up visits captured under this study protocol.

[REDACTED]

[REDACTED]

[REDACTED]

[REDACTED]

[REDACTED]

[REDACTED]

[REDACTED]

Inclusion and Exclusion Criteria:

Note that the site's principal investigator (PI) may determine if there is a need to repeat any screening assessments to ensure participant suitability.

Inclusion Criteria

Informed Consent

1. The participant is willing and able to understand and fully comply with study procedures and requirements (including digital tools and applications), in the opinion of the investigator.
2. The participant has provided informed consent (that is, in writing, documented via a signed and dated informed consent form [ICF] and/or electronic consent) and any required privacy authorization before the initiation of any study procedures.

Age and Body Mass Index

3. The participant is aged 18 to 70 years, inclusive, at the time of signing the ICF.
Note: In Japan, participants aged 16 to 70 years, inclusive, may be included.
4. The participant has body mass index within the range 18 to 40 kg/m² (inclusive)

Type of Participant and Disease Characteristics

5. The participant has an ICSD-3 diagnosis of NT2 by PSG/MSLT, performed within the past 5 years [REDACTED]

[REDACTED]

[REDACTED]

7. The participant is judged by the investigator to be sufficiently healthy to participate in the study, on the basis of clinical evaluations including laboratory safety tests, medical history, physical examination, 12-lead ECG, and vital sign measurements performed at the screening visit and before the first dose of study drug.

Note: Screening laboratory assessments may be repeated; the sponsor or designee should be informed.

Contraception

8. The participant agrees to follow the birth control requirements (see protocol body, Section 10.4).

Exclusion Criteria

Medical Conditions

1. The participant has a current medical disorder, other than narcolepsy without cataplexy, associated with EDS. For example, the following are exclusionary:

- [REDACTED]
- [REDACTED]
- [REDACTED]

2. The participant has a current medical condition such as unstable cardiovascular, pulmonary, renal, or gastrointestinal disease, that would preclude enrollment in the view of the investigator.
3. The participant has medically significant hepatic or thyroid disease.
4. The participant has current or recent (within 6 months) gastrointestinal disease that is expected to influence the absorption of drugs (ie, a history of malabsorption, esophageal reflux, peptic ulcer disease, erosive esophagitis, frequent [more than once per week] occurrence of heartburn, or any surgical intervention). [REDACTED]
5. The participant has a history of cancer in the past 5 years (does not apply to participants with carcinoma in situ that has been resolved without further treatment or basal cell cancer; these participants may be included after approval by the sponsor or designee).
6. The participant has clinically significant coronary artery disease, a history of myocardial infarction, clinically significant angina, clinically significant cardiac rhythm abnormality, or heart failure.
7. The participant has a clinically significant history of head injury or head trauma.
8. The participant has a history of epilepsy, seizure, or convulsion, or has a family history of inherited disorders associated with seizure (except for a single febrile seizure in childhood).
9. The participant has one or more of the following psychiatric disorders:
- a. Any current unstable psychiatric disorder.
 - b. Current or history of manic or hypomanic episode, schizophrenia or any other psychotic disorder, including schizoaffective disorder, major depression with psychotic features, bipolar depression with psychotic features, obsessive compulsive disorder, mental retardation, organic mental disorders, or mental disorders due to a general medical condition as defined in the Diagnostic and Statistical Manual of Mental Disorders, 5th Edition (DSM-5).
 - c. Current diagnosis or history of substance use disorder as defined in the DSM-5.

Note: If the history of substance use disorder is more than 12 months before baseline, the participant

may be allowed to enroll in the study after consultation with the sponsor or designee. (Participant must also have negative urine drug screen at the screening and Day -2 visit.)

- d. Current active major depressive episode (MDE) or who have had an active MDE in the past 6 months.

[REDACTED]

10. The participant has a history of cerebral ischemia, transient ischemic attack (<5 years ago), intracranial aneurysm, or arteriovenous malformation.
11. The participant has a current history of significant multiple or severe allergies (eg, food, drug, latex allergy) or has had an anaphylactic reaction or significant intolerance to prescription or nonprescription drugs or food.
12. The participant has a known hypersensitivity to any component of the formulation of TAK-861 or related compounds.
13. The participant had major surgery or donated or lost 1 unit of blood (approximately 500 mL) within 4 weeks before the screening visit.

Prior/Concomitant Therapy

14. The participant is unable to refrain from or anticipates using excluded food products (see protocol body, Section 5.3), beginning by [REDACTED] and continuing [REDACTED], or prohibited medication (as described in protocol body, Section 6.8.1).
15. The participant has participated in another investigational drug study, in which they received the investigational drug, within [REDACTED]. The interval window from the previous study will be derived from the date of the last study procedure in the previous study to the screening visit of the current study.

Note: This does not apply to approved drugs, for which rules are laid out in protocol body, Section 6.8.1.

[REDACTED]

Diagnostic Assessments

[REDACTED]

18. The participant has a resting HR [REDACTED] beats per minute during screening, confirmed on repeat testing within a maximum of [REDACTED] minutes.
19. The participant's screening ECG reveals a QT interval with Fridericia correction method > [REDACTED] milliseconds (genetically male) or > [REDACTED] milliseconds (genetically female).
20. The participant has a positive test result for hepatitis B surface antigen, hepatitis C virus antibody, or HIV antibody/antigen at screening.
21. The participant's renal creatinine clearance (Cockcroft-Gault Equation) is ≤ 50 mL/min at screening.
22. The participant has alanine aminotransferase (ALT) or aspartate aminotransferase (AST) values >1.5 times the upper limit of normal (ULN) [REDACTED].
23. The participant has a positive pregnancy test at screening or Day -2 or is lactating/breastfeeding.

[REDACTED]

[REDACTED]

- 25. The participant is considered by the investigator to be at imminent risk of suicide or injury to self, others, or property, or the participant has attempted suicide within the past year before screening, or has positive answers on item number 4 or 5 on the C-SSRS (based on the past year) before randomization.

Other Exclusion Criteria


- 26. The participant is a study site employee or an immediate family member of or in a dependent relationship with a study site employee (eg, spouse, parent, child, sibling) who is involved in the conduct of this study, or may consent under duress.
 - 27. The participant consumes excessive amounts of caffeine, defined as greater than [REDACTED]. (1 cup of coffee is approximately 120 mg.)
 - 28. The participant currently consumes alcohol exceeding [REDACTED] on average (1 standard drink is approximately equivalent to the following: beer [354 mL/12 oz], wine [118 mL/4 oz], or distilled spirits [29.5 mL/1 oz] per day).
 - 29. The participant has a nicotine dependence that is likely to have an effect on sleep (eg, a participant who routinely awakens at night to smoke) [REDACTED]
- [REDACTED]
- 31. The participant has a usual bedtime later than 12:00 AM (midnight), an occupation requiring nighttime shift work or variable shift work within the past 6 months, travel with significant jet lag within 14 days before Day -2, or plans for travel with significant jet lag during the study.
 - 32. The participant, in the opinion of the investigator or subinvestigator is unlikely to comply with the protocol or is unsuitable for any other reason.

[REDACTED]

<p>[REDACTED]</p>
<p>Maximum Duration of Participation in the Study:</p> <p>The total duration of study participation for each participant includes:</p> <ul style="list-style-type: none">• Planned duration of screening period: up to 45 days• Planned duration of treatment period: 8 weeks• Planned duration of follow-up period: 0 or 4 weeks (0 if immediately enrolling in LTE study)
<p>Statistical Analysis:</p> <p>Safety:</p> <p>TEAEs will be summarized by treatment group. Observed values and change from baseline in safety clinical laboratory measurements, vital signs, and ECG parameters will be summarized by treatment group. [REDACTED]</p> <p>[REDACTED]</p> <p>[REDACTED]</p> <p>Efficacy:</p> <p>The change from baseline in mean sleep latency from the MWT will be analyzed using a linear mixed model for repeated measures (MMRM), with visit, treatment, and treatment-by-visit interaction. as the fixed effects. Baseline age and mean sleep latency will be used as covariates. The estimated change from baseline in the mean sleep latency for each treatment and the associated SE and 95% CIs will be extracted from the model, along with all estimated treatment differences from placebo and associated SEs, 95% CIs, and p-values.</p> <p>The change from baseline in ESS total score will also be evaluated using a similar linear MMRM as for MWT with the baseline value as a covariate.</p> <p>[REDACTED]</p> <p>[REDACTED]</p> <p>[REDACTED]</p> <p>[REDACTED]</p> <p>[REDACTED]</p> <p>[REDACTED]</p> <p>[REDACTED]</p> <p>[REDACTED]</p> <p>[REDACTED]</p>
<p>Data Monitoring/Other Committee: Yes</p>

1.2 Schema

Figure 1.a



[Redacted text block consisting of several lines of blacked-out text]

1.3 Schedule of Activities

Table 1.a



The content of Table 1.a is completely redacted with a large black box.

Table 1.a

[REDACTED]

[REDACTED]

[REDACTED]

[REDACTED]

Table 1.a

[REDACTED]

[REDACTED]

[REDACTED]


A large black rectangular redaction box covers the entire content area of the page, obscuring the table data. The box starts below the caption and extends to the bottom of the page, just above the 'CONFIDENTIAL' text.

Table 1.a

[REDACTED]

[REDACTED]

Table 1.a

[Redacted Table Content]

Table 1.a

The table content is almost entirely obscured by black redaction bars. Only a few small white boxes are visible within the redacted areas, likely representing data points or specific markers. The table structure is not discernible due to the extent of the redaction.

Table 1.a

For 17-09-2022

Table 1.a

The table content is almost entirely obscured by black redaction boxes. Only a few thin horizontal lines are visible, suggesting the structure of the table's rows. A diagonal watermark "For non-Confidential" is overlaid on the redacted area.

Table 1.b

[REDACTED]




Table 1.b

[Redacted]




Table 1.b [Redacted]

A large rectangular area of the page is completely redacted with a solid black fill, obscuring the content of Table 1.b. Below this main redaction, there are several thin, horizontal black bars of varying lengths, which appear to be remnants of table rows or headers that have also been redacted.

For non-commercial use only

2. Introduction

2.1 Study Rationale

This study is designed to evaluate the efficacy, safety, and tolerability of multiple oral doses of TAK-861 in participants with narcolepsy without cataplexy (narcolepsy type 2 [NT2]).

Narcolepsy without cataplexy, or NT2, has been defined in the International Classification of Sleep Disorders, 3rd Edition (ICSD-3) criteria as having excessive daytime sleepiness (EDS) with mean sleep latency of ≤ 8 minutes and 2 or more sleep onset REM periods (SOREMPs) on Multiple Sleep Latency Test (MSLT) (or with 1 SOREMP on preceding polysomnography (PSG) replacing 1 SOREMP on MSLT). Patients with NT2 do not have cataplexy, and CSF levels of OX are greater than 110 pg/mL, or greater than one-third of the normal average (American Academy of Sleep Medicine, 2014). The presumed pathophysiology of NT2 is unclear. However, as many as 30% of patients with narcolepsy without cataplexy are found to have cerebrospinal fluid (CSF) orexin (OX) levels that are lower than normal (Tabuchi et al., 2014).

TAK-861 is a selective agonist of orexin type-2 receptor (OX2R) that has demonstrated wake-promoting effects even in the absence of OX deficiency. Nonclinical pharmacology studies showed wake-promoting effects of TAK-861 in a murine narcolepsy model and also in mice and nonhuman primates with no known OX deficiency. [REDACTED]

The available nonclinical information and [REDACTED]

Additional rationale relating to the study design, TAK-861 dose administered, and study endpoints is provided in Section 4.2.

2.2 Background

Narcolepsy is a rare, acquired, chronic neurologic disorder that alters the sleep-wake cycle. A cardinal symptom of narcolepsy is EDS, described as a sudden overpowering need to sleep during the day. Intrusion of rapid eye movement (REM) sleep phenomena into wakefulness also occurs. These REM phenomena may include cataplexy (sudden loss of muscle tone triggered by strong emotions), hypnagogic/hypnopompic hallucinations (sensory events that occur at the transition from wakefulness to sleep/sleep to wakefulness), and sleep paralysis (Thorpy and Dauvilliers, 2015, Abad and Guilleminault, 2017). Disturbed nighttime sleep (DNS) is frequent, with difficulty maintaining continuous sleep. Together, these 5 clinical features (EDS, cataplexy, hypnagogic/hypnopompic hallucinations, sleep paralysis, and DNS) comprise the narcolepsy symptom pentad (Thorpy and Dauvilliers, 2015, Abad and Guilleminault, 2017). It has been estimated that only 20% to 30% of patients have all components of the pentad (Billiard et al., 1983).

Narcolepsy has been classified by the ICSD-3 diagnostic criteria (American Academy of Sleep Medicine, 2014) as narcolepsy type 1 (NT1) or NT2, on the basis of the presence or absence of cataplexy and on levels of OX in the CSF (if measured). NT1 is characterized by EDS and the presence of cataplexy. Both patients with NT1 and NT2 have sleep onset REM periods on PSG/MSLT of <8 minutes averaged over 5 naps (American Academy of Sleep Medicine, 2014). Approximately 30% of those with narcolepsy are classified as having NT2 (Thorpy and Dauvilliers, 2015).

The orexinergic system is a major wake-promoting system of the brain. It is comprised of 2 types of wake-promoting OX (also known as hypocretin) neurons, localized in a specific region of the lateral and posterior hypothalamus and have excitatory projections to wide areas of the central nervous system including the basal forebrain and brainstem nuclei involved in maintaining wakefulness (ie, cholinergic neurons of the reticular activating system, histaminergic tuberomammillary nucleus, noradrenergic locus coeruleus, dopaminergic ventral lateral area, and the serotonergic dorsal raphe nucleus). The OX system acts to coordinate and synchronize the wake-promoting centers of the brain and when absent (ie, in patients with NT1), sleep/wake instability results. The orexinergic system is also involved in several other functions, such as feeding, reward, and sympathetic activity.

2.2.1. Summary of Nonclinical Data

Nonclinical information is provided in the TAK-861 investigator's brochure (IB).

2.2.2. Summary of Effects in Humans

[REDACTED]

[REDACTED]

[REDACTED]

[REDACTED]

[REDACTED]

[REDACTED]

[REDACTED]

[REDACTED]

[REDACTED]

[REDACTED]

[REDACTED]

[REDACTED]

[REDACTED]

[REDACTED]

[REDACTED]

[REDACTED]

[REDACTED]

[REDACTED]

[REDACTED]

[REDACTED]

[REDACTED]

[REDACTED]

[REDACTED]

[REDACTED]

[REDACTED]

[REDACTED]

[REDACTED]

2.3 Benefit-Risk Assessment

This phase 2, randomized, double-blind, placebo-controlled, parallel group study includes efficacy, safety, and tolerability evaluations in participants with NT2 receiving repeated oral doses of TAK-861.

2.3.1. Potential Benefits

An OX2R agonist is the first approach to directly address the loss of OX peptide in the brain (Thannickal et al., 2000). An OX2R agonist may restore OX2R signaling at the postsynaptic receptors and may be more effective than current therapies in treating the entire NT1 pentad and especially EDS and cataplexy. While patients with NT2 by definition do not have cataplexy and

do not have CSF OX levels less than one-third of the normal average, as many as 30% are found to have CSF OX levels that are lower than normal (Tabuchi et al., 2014). As such, the use of an OX2R agonist would likely be efficacious in supplementing the intrinsic activity of the OX system.

Furthermore, TAK-861 has demonstrated wake-promoting effects even in the absence of OX deficiency. Nonclinical pharmacology studies showed wake-promoting effects of TAK-861 in a murine narcolepsy model and also in mice and nonhuman primates with no known OX deficiency. [REDACTED]

For these reasons, TAK-861 has potential to be efficacious in treating the EDS in subjects with NT2.

2.3.2. Potential Risks

Based on nonclinical data and clinical results for TAK-861, clinical data of other compounds with the same mechanism of action, literature information on the association between OX2R agonism and cardiovascular effects, as well as effects on wakefulness in nonclinical models (Huang et al., 2010), potential risks for this product are:

- Increases in BP and HR.
- Insomnia.
- Bladder events (eg, micturition urgency, pollakiuria).

The principal mitigation strategy for risks related to BP increase, HR increase, insomnia, and bladder events includes appropriate selection of the study population; use of the inpatient clinical research unit setting and home health visits, which permits close monitoring and rapid institution of appropriate care as needed; appropriate specified monitoring procedures; and use of experienced staff trained in study procedures. To mitigate cardiovascular risks, BP and HR will be measured frequently in this study; cardiovascular effects will be evaluated by using BP and HR assessments and electrocardiographic (ECG) assessments. Stopping rules for individual participants and the overall study have been established and are noted in Section 7.

[REDACTED]

[REDACTED]

Finally, there is minimal risk associated with the noninvasive procedures planned for this study. Potential risks related to noninvasive study procedures include the following:

- Acute hypersensitivity and/or anaphylactic reactions to new chemical entities are always a possible risk in any clinical study. Appropriate procedures will be used to manage such possible risks.
- Study procedure-specific risks include issues related to blood collection for safety [REDACTED] (eg, venipuncture may cause bruising).

Review of available nonclinical and clinical data, [REDACTED], supports a favorable benefit-risk ratio for this study with TAK-861. Refer to the latest version of the TAK-861 IB for the overall benefit/risk assessment and the most current information regarding drug metabolism, PK, efficacy, and safety of TAK-861.

3. Objectives, Endpoints

3.1 Objectives and Endpoints

The following are the objectives and endpoints of this study:

Objectives	Endpoints
Primary <ul style="list-style-type: none"> To assess the effect of TAK-861 on EDS as measured by sleep latency from the MWT. 	<ul style="list-style-type: none"> Change from baseline to Week 8 in mean sleep latency from the MWT.
Secondary <ul style="list-style-type: none"> To assess the effect of TAK-861 on EDS as measured by the Epworth Sleepiness Scale (ESS) total score. To evaluate the safety and tolerability of TAK-861. Additional/Exploratory	<ul style="list-style-type: none"> Change from baseline to Week 8 in ESS total score. Occurrence of at least 1 TEAE.
[Redacted text]	[Redacted text]

Objectives	Endpoints
■ [REDACTED]	■ [REDACTED]
■ [REDACTED]	■ [REDACTED]
■ [REDACTED]	■ [REDACTED]
■ [REDACTED]	■ [REDACTED]
■ [REDACTED]	■ [REDACTED]
■ [REDACTED]	■ [REDACTED]
■ [REDACTED]	■ [REDACTED]
■ [REDACTED]	■ [REDACTED]

3.2 [REDACTED]
[REDACTED]

4. Study Design

4.1 Overall Design

This is a randomized, double-blind, placebo-controlled, multicenter, 8-week parallel group study to evaluate the efficacy, safety, and tolerability of 2 oral dose regimens of TAK-861.

Approximately 60 (male and female) participants with NT2, who satisfy the inclusion and exclusion criteria, will be randomized such that each participant has an equal chance of being assigned to any of 3 treatment arms: 2 TAK-861 dose regimens or matching placebo.

[REDACTED]. Starting on [REDACTED] Day 1, the study drug will be administered at approximately the same time each day for 8 weeks.

Participants who have provided informed consent will complete a screening period of up to 45 days (see Section 6.8.1 for different washout periods) to washout any NT2 medication (if applicable). Participants will be asked to complete an eDiary, starting from the initial screening visit, no later than [REDACTED]

[REDACTED]

- [REDACTED]
- [REDACTED]
- [REDACTED]

Information on the timing of the assessments is provided in the schedule of activities (SOA) (Table 1.a).

After the Week 8 visit, participants will have the option to participate in an LTE study under a separate protocol (assuming protocol is open for enrollment). Participants who enroll in the LTE study will not have follow-up visits captured under this study protocol.

[REDACTED]

For a schematic of the study design, see Section 1.2. For the SOA, see Section 1.3.

4.2 Scientific Rationale for Study Design

4.2.1. Rationale for Study Population

The participants included in the study will be participants with NT2 who are otherwise generally healthy.

A general rationale for the inclusion of participants with NT2 is provided in Section 2.1.

4.2.2. Rationale for Study Design

This study is a randomized, double-blind, placebo-controlled study investigating the efficacy, safety, and tolerability of TAK-861 in participants with NT2. Approximately 60 participants with NT2 will be randomized with equal probability to 1 of 3 arms: 2 TAK-861 dose regimens or matching placebo (dose rationale in Section 4.3). This dose-ranging study is designed to inform dose selection and further development of TAK-861 as a potential treatment for NT2.

The duration of the dosing in the study (56 days) is chosen to allow enough time to evaluate all study endpoints and provide insight into TAK-861 efficacy and safety in participants with NT2 in conjunction with an acceptable duration of treatment with placebo. Considering the half-life of TAK-861, the 56-day treatment and 28-day follow-up period are of sufficient duration to collect data about potential effects.

Participants will be confined to an inpatient facility for specified periods throughout the conduct of the study. This confinement ensures adherence to study procedures and permits monitoring of safety and tolerability.

4.2.3. Rationale for Endpoints

4.2.3.1. Safety Endpoints

Standard safety endpoints (eg, TEAEs, physical examination findings, vital signs, 12-lead ECG measures, clinical laboratory results) for early clinical investigation are included.

[REDACTED]

Finally, adequate measures have been taken regarding the methodology of this study to assess suicide risk. The selection criteria exclude the participation of participants at significant risk for suicide. Throughout the study, signs of suicide risk will be assessed both by rating scale assessment and by investigator's clinical judgment. Participants will be withdrawn from the study in case of such risk. Furthermore, participants will be screened for the history of suicidal behavior to enter the study and then regularly screened during the study for suicidal behavior and thinking via the C-SSRS [REDACTED]

[REDACTED] The C-SSRS will be administered [REDACTED], and during the follow-up visits in this study (if applicable) as indicated in the SOA [REDACTED] (Posner et al., 2007b, Posner et al., 2007a).

4.2.3.2. Efficacy Endpoints

To evaluate the effect of TAK-861 on symptoms of narcolepsy after multiple dosing, this study includes well-established objective and subjective primary and secondary efficacy endpoints for narcolepsy symptom measures. Major narcolepsy symptoms include EDS measured by objective endpoints such as sleep latency from the MWT assessment, and subjective endpoints such as the ESS total score.

Further, several efficacy endpoints including parameters from [REDACTED] [REDACTED] will be evaluated. In addition disturbance in nighttime sleep is also collected from the eDiary.

4.2.4. Participant Input into Design

Takeda consults patients and patient organizations throughout the development of TAK-861.

4.3 Justification for Dose

[REDACTED]

As observed in nonclinical studies, the sensitivity in OX deficient and OX normal participants is expected to be different. Previously developed systems pharmacology and population PK/PD models were used to leverage dose/exposure-response relationships from prior OX2R agonists in humans. [REDACTED]

[REDACTED] is expected to achieve adequate wake promoting effects like those observed with prior OX2R agonists in the NT2 population. [REDACTED]

████████████████████ The planned highest daily dose does not exceed the highest daily dose being evaluated in previous clinical studies. Proposed doses will help characterize the dose/exposure-response relationships for key efficacy and safety endpoints in NT2 and help support dose selection for future pivotal studies in OX normal participants.

Twice daily dosing of TAK-861 in this study will further evaluate maintenance of wakefulness during daytime by maintaining drug exposures throughout the day. Doses will be taken ██████████ apart to not interfere with the four 40-minute MWT sessions ██████████ ██████████, to ease management of dosing and mealtimes while at home, and to minimize sleep disturbances.

4.4 End of Study/Study Completion Definition

The end of study is defined as the final date on which data were or are expected to be collected, ie, the last visit of the last participant in the study.

The participant's maximum duration of participation is expected to be up to 19 weeks (including a screening period of up to 45 days, a 8-week treatment period and 4-week follow-up period). Participants immediately rolling over to the LTE study will not have a follow-up period.

5. Study Population

Investigators must account for all individuals who sign informed consent forms (ICFs), regardless of the outcome of the screening, by completing the required electronic case report forms (eCRFs).

Rescreening will be allowed under circumstances described in Section 5.4.

5.1 Inclusion Criteria

Participants must meet *all* of the following criteria to be eligible for inclusion in the study:

Informed Consent

1. The participant is willing and able to understand and fully comply with study procedures and requirements (including digital tools and applications), in the opinion of the investigator.
2. The participant has provided informed consent (that is, in writing, documented via a signed and dated ICF and/or electronic consent [eConsent]) and any required privacy authorization before the initiation of any study procedures.

Age and Body Mass Index

3. The participant is aged 18 to 70 years, inclusive, at the time of signing the ICF.

Note: In Japan, participants aged 16 to 70 years, inclusive, may be included.

4. The participant has body mass index (BMI) within the range 18 to 40 kg/m² (inclusive).

Type of Participant and Disease Characteristics

5. The participant has an ICSD-3 diagnosis of NT2 by PSG/MSLT, performed within the past 5 years [REDACTED]

7. The participant is judged by the investigator to be sufficiently healthy to participate in the study, on the basis of clinical evaluations including laboratory safety tests, medical history, physical examination, 12-lead ECG, and vital sign measurements performed at the screening visit and before the first dose of study drug.

Note: Screening laboratory assessments may be repeated; the sponsor or designee should be informed.

Contraception

8. The participant agrees to follow the birth control requirements detailed in Section 10.4.

5.2 Exclusion Criteria

The participant will be excluded from the study if *any* of the following exclusion criteria are met:

Medical Conditions

1. The participant has a current medical disorder, other than narcolepsy without cataplexy, associated with EDS. For example, the following are exclusionary:

- [REDACTED]
 - [REDACTED]
 - [REDACTED]
2. The participant has a current medical condition such as unstable cardiovascular, pulmonary, renal, or gastrointestinal disease, that would preclude enrollment in the view of the investigator.
 3. The participant has medically significant hepatic or thyroid disease.

4. The participant has current or recent (within 6 months) gastrointestinal disease that is expected to influence the absorption of drugs (ie, a history of malabsorption, esophageal reflux, peptic ulcer disease, erosive esophagitis, frequent [more than once per week] occurrence of heartburn, or any surgical intervention). [REDACTED]
[REDACTED]
[REDACTED]
5. The participant has a history of cancer in the past 5 years (does not apply to participants with carcinoma in situ that has been resolved without further treatment or basal cell cancer; these participants may be included after approval by the sponsor or designee).
6. The participant has clinically significant coronary artery disease, a history of myocardial infarction, clinically significant angina, clinically significant cardiac rhythm abnormality, or heart failure.
7. The participant has a clinically significant history of head injury or head trauma.
8. The participant has history of epilepsy, seizure, or convulsion, or has a family history of inherited disorders associated with seizure (except for a single febrile seizure in childhood).
9. The participant has one or more of the following psychiatric disorders:
 - a. Any current unstable psychiatric disorder.
 - b. Current or history of manic or hypomanic episode, schizophrenia or any other psychotic disorder, including schizoaffective disorder, major depression with psychotic features, bipolar depression with psychotic features, obsessive compulsive disorder, mental retardation, organic mental disorders, or mental disorders due to a general medical condition as defined in the Diagnostic and Statistical Manual of Mental Disorders, 5th Edition (DSM-5).
 - c. Current diagnosis or history of substance use disorder as defined in the DSM-5.
Note: If the history of substance use disorder is more than 12 months before baseline, the participant may be allowed to enroll in the study after consultation with the sponsor or designee. (Participant must also have negative urine drug screen at the screening and Day -2 visit.)
 - d. Current active major depressive episode (MDE) or who have had an active MDE in the past 6 months.
[REDACTED]
[REDACTED]
[REDACTED]
10. The participant has a history of cerebral ischemia, transient ischemic attack (<5 years ago), intracranial aneurysm, or arteriovenous malformation.

11. The participant has a current history of significant multiple or severe allergies (eg, food, drug, latex allergy) or has had an anaphylactic reaction or significant intolerance to prescription or nonprescription drugs or food.
12. The participant has a known hypersensitivity to any component of the formulation of TAK-861 or related compounds.
13. The participant had major surgery or donated or lost 1 unit of blood (approximately 500 mL) within 4 weeks before the screening visit.

Prior/Concomitant Therapy

14. The participant is unable to refrain from or anticipates using excluded food products (see Section 5.3) beginning by [REDACTED] and continuing [REDACTED], or prohibited medication (as described in Section 6.8.1).
15. The participant has participated in another investigational drug study, in which they received the investigational drug, within [REDACTED]. The interval window from the previous study will be derived from the date of the last study procedure in the previous study to the screening visit of the current study.

Note: This does not apply to approved drugs, for which rules are laid out in Section 6.8.1.

[REDACTED]

Diagnostic Assessments

[REDACTED]

18. The participant has a resting HR [REDACTED] beats per minute during screening, confirmed on repeat testing within a maximum of [REDACTED] minutes.
19. The participant's screening ECG reveals a QT interval with Fridericia correction method (QTcF) > [REDACTED] milliseconds (genetically male) or > [REDACTED] milliseconds (genetically female).
20. The participant has a positive test result for hepatitis B surface antigen, hepatitis C virus antibody, or HIV antibody/antigen at screening.
21. The participant's renal creatinine clearance (Cockcroft-Gault Equation) is ≤ 50 mL/min at screening.

22. The participant has ALT or AST values >1.5 times the upper limit of normal (ULN) [REDACTED]
[REDACTED]
[REDACTED]

23. The participant has a positive pregnancy test at screening or Day -2 or is lactating/breastfeeding.
[REDACTED]
[REDACTED]
[REDACTED]
[REDACTED]
[REDACTED]
[REDACTED]
[REDACTED]
[REDACTED]
[REDACTED]
[REDACTED]

25. The participant is considered by the investigator to be at imminent risk of suicide or injury to self, others, or property, or the participant has attempted suicide within the past year before screening, or has positive answers on item number 4 or 5 on the C-SSRS (based on the past year) before randomization.

Other Exclusion Criteria

26. The participant is a study site employee or an immediate family member of or in a dependent relationship with a study site employee (eg, spouse, parent, child, sibling) who is involved in the conduct of this study, or may consent under duress.

27. The participant consumes excessive amounts of caffeine, defined as greater than [REDACTED] [REDACTED] (1 cup of coffee is approximately 120 mg.).

28. The participant currently consumes alcohol exceeding [REDACTED] on average (1 standard drink is approximately equivalent to the following: beer [354 mL/12 oz], wine [118 mL/4 oz], or distilled spirits [29.5 mL/1 oz] per day).

29. The participant has a nicotine dependence that is likely to have an effect on sleep (eg, a participant who routinely awakens at night to smoke) [REDACTED]
[REDACTED]

[REDACTED]
[REDACTED]
[REDACTED]
[REDACTED]

31. The participant has a usual bedtime later than 12:00 AM (midnight), an occupation requiring nighttime shift work or variable shift work within the past 6 months, travel with significant

[REDACTED]

On days of [REDACTED] MWT assessments (Table 1.a), participants will follow the [REDACTED]/MWT manual. Caffeine will not be allowed on these days. At all other times, caffeinated beverages (including caffeinated tea) or xanthine-containing products will be limited to amounts of no more than [REDACTED]

Participants may smoke during the study outside the confines of the center, [REDACTED].

For a comprehensive list of prohibited medications and procedures, see Section 6.8.1 and Table 6.b.

Information on when to take the study drug in relation to meal times is provided in Section 6.2.4.

5.3.2. Activity

[REDACTED]

[REDACTED]

5.3.3. Contraception for Participants of Childbearing Potential or Capable of Producing Viable Sperm

Participants who are of childbearing potential (that is, capable of producing viable ova and/or becoming pregnant) or capable of producing viable sperm must use highly effective contraception as agreed to in Inclusion Criterion 10. Section 10.4 lists acceptable methods of contraception.

5.4 Screening

All screening evaluations must be completed and reviewed to confirm that potential participants meet all eligibility criteria. The site PI may determine if there is a need to repeat any screening assessments to ensure participant suitability.

5.4.1. Screen Failures

An individual who has provided informed consent to participate in the study may be categorized as a screen failure for any of the following reasons:

- screen failure (did not meet entrance criteria).

- AE.
- Lost to follow-up.
- Pregnancy.
- Withdrawal by participant.
- Met eligibility criteria but not needed.
- Study terminated by sponsor.
- Other (specify).

Participants are **not** considered screen failures if they were randomized but not treated. See Section 7.2.

Information about screen failures should be collected via the eCRFs, including participant identification, screening disposition (including the reason for screen failure), demography, inclusion/exclusion criteria, and AEs (if applicable). If a potential participant experiences an SAE during screening, all of the participant's screening eCRFs must be available for collection.

The interactive response technology (IRT) should be contacted as a notification of screen failure.

Participant identification numbers assigned to participants who fail screening should not be reused.

An individual who has been designated a screen failure may be rescreened.

5.5 Criteria for Temporarily Delaying Randomization

Randomization may be delayed for any of the following reasons:

- [REDACTED]
- [REDACTED]
- Coronavirus disease 2019 (COVID-19) infection.
- Self-quarantine requirement.
- Site closure.
- Pretreatment AE before randomization/treatment.

For participants who were randomized, but not treated, the reason(s) should be captured on the eCRF.

5.6 Enrollment

A participant is defined as enrolled when the participant has been randomized.

6. Study Intervention(s) and Concomitant Therapy

6.1 Study Interventions Administered

In this study, the interventions includes:

- Investigational product(s): TAK-861. The following dose regimens will be included:
 - Dose Regimen 1: 2 mg followed by 2 mg [REDACTED].
 - Dose Regimen 2: 2 mg followed by 5 mg [REDACTED] or 7 mg QD.
- Other products required for the study: placebo.

Dose regimens include QD or twice daily [REDACTED] dosing. Study treatment will be administered at [REDACTED] (Participants assigned to a QD dose regimen will receive placebo for the second dose.)

Table 6.a describes the interventions administered in all arms of this study.

Details regarding the dosage form description and strengths, or composition for the extemporaneous preparation, of the active drug and placebo, can be found in the IB. Study drug will be packaged to support the enrollment of participants as required.

Table 6.a Study Intervention(s) Administered: Drug

Intervention Label	TAK-861	Placebo
Intervention Name	TAK-861	Placebo
Former Name(s) or Alias(es)	NA	NA
Intervention Description	Information provided in the IB	Information provided in the IB
Excipients	Information provided in the IB	Information provided in the IB
Type	Drug	Placebo
Dose Formulation	Tablet	Tablet
Unit Dose Strength(s)	Information provided in the IB	Information provided in the IB
Dosage Level(s)	See Section 4.3	See Section 4.3
Route of Administration	Oral	Oral
Use	Experimental	Placebo
Classification	Investigational medicinal product	NA
Authorization Status	Not authorized in any region	NA
Sourcing	Provided centrally by the sponsor or designee	Provided centrally by the sponsor or designee
Packaging and Labeling	Information provided in pharmacy manual	Information provided in pharmacy manual

IB: investigator's brochure; NA: not applicable.

6.2 Preparation, Handling, Storage, and Accountability

For preparation, handling, and storage of the sponsor-supplied study product, refer to the pharmacy manual.

6.2.1. Accountability Throughout the Study

The investigator or designee must ensure that the sponsor-supplied study product is used in accordance with the protocol and is only dispensed to/used for participants enrolled in the study.

To document appropriate use of sponsor-supplied study product (Section 6.1), the investigator or designee must maintain 100% accountability for all sponsor-supplied study interventions that the site receives and dispenses during their entire participation in the study.

Proper drug accountability includes, but is not limited to:

- The investigator or designee must maintain records of all sponsor-supplied study interventions delivery to the site, current site inventory, dispensing for use by each participant, and return to the sponsor or designee.
- The investigator or designee must record this inventory on a sponsor (or designee)-approved drug accountability log.
- Based on entries in the log, it must be possible to reconcile study products delivered with those used and returned.
- All study products must be accounted for and all discrepancies investigated and documented to the sponsor's satisfaction.
- If any dispensing errors or discrepancies are discovered, the sponsor must be notified immediately.

6.2.2. Receiving Product at the Site

Investigators will be provided with sufficient amounts of the study intervention to carry out this protocol for the agreed number of participants.

On receipt of sponsor-supplied study drug, the investigator or designee must verify the contents of the shipments against the packing list. The verifier should ensure that the quantity is correct, and the medication is in good condition.

Refer to the pharmacy manual for details related to the receipt of study drug.

6.2.3. Labeling

Study drug containers will be affixed with a clinical label in accordance with local regulatory requirements.

6.2.4. Dispensing/Administration

6.2.4.1. Dispensing

Participants will be assigned to receive their treatment according to the randomization schedule.

Information on study drug dispensing is provided in the pharmacy manual.

6.2.4.2. Administration

Each participant in this study will be instructed to take study drug twice daily: [REDACTED]

[REDACTED]

[REDACTED]

[REDACTED]. Participants assigned to a QD dose regimen will receive placebo for the second dose. Participants assigned to placebo will receive placebo for both doses.

During the confinement periods (as indicated in Table 1.a), the [REDACTED] of TAK-861 or matched placebo will be administered [REDACTED]; participants will then be allowed to have a [REDACTED] after study drug administration. Participants may consume water ad libitum. Participants will be instructed to take [REDACTED] Standardized meals (approximately 30% fat content relative to total calories) will be administered [REDACTED] On discharge days, lunch or dinner may be taken at home.

[REDACTED]

While at home, participants will be instructed to take the [REDACTED] of TAK-861/matched placebo in the [REDACTED] with a large glass of water (approximately 240 mL total) [REDACTED].

Participants will be instructed to take the [REDACTED]. Participants will be provided written instructions by the site on how to take study drug at home.

Participants should swallow the study drug whole and not chew it or manipulate it in any way before swallowing. Participants should be instructed not to take more than the prescribed dose at any time. If a dose window is missed, the dose should be skipped and no drug should be taken until the next scheduled dose. Under no circumstance should a participant repeat a dose or double-up doses.

Participants will be instructed to record their intake of TAK-861/matched placebo each day in their eDiary (Section 8.2.2.3.9). Additional steps may be taken to ensure participants understand the dosing instructions and that they follow the correct TAK-861 dosing regimen, such as additional site communication with the participant throughout the treatment course, ie, on-site visits or phone calls.

Participants will adhere to the dietary and medication restrictions described in Sections 5.3 and 6.8.

Within the source documents, site personnel should document instruction of and understanding by the participant of the safe, responsible storage and administration of study intervention to the study participant.

6.3 Measures to Minimize Bias: Randomization and Blinding

6.3.1. Randomization

Randomization personnel of the sponsor or designee will generate the randomization schedule for the IRT system. [REDACTED]. Details are in the IRT system specifications.

6.3.2. Blinding the Treatment Assignment

This is a double-blind study; the investigator and participants are blinded to treatment assignment. Blinded study drug supply will be provided, and the standard operating procedures of the study site for maintaining the double-blind will be followed.

6.3.3. Unblinding

The study drug blind shall not be broken by the investigator unless information concerning the study drug is necessary for the medical treatment of the participant. If possible, the sponsor or designee (eg, medical monitor) should be contacted before the blind is broken. Unblinding will be performed per the standard operating procedures of the study site.

6.4 Study Drug Compliance

When participants are dosed at the site, they will receive study intervention under medical supervision. The date and time of each dose administered in the clinic will be recorded in the source documents and dosing eDiary. The study participant identification will follow the standard operating procedure of the site and the pharmacy manual.

When participants take the study drug at home, they should record the time of the dose in their dosing eDiary (a component of the eDiary).

Participants must be instructed how and where to return unused study intervention and empty/used study intervention packaging for drug accountability.

6.5 Dose Modification

[REDACTED]

6.6 Continued Access to Study Intervention after the End of the Study

After the completion of the current study, participants will have the option to participate in an LTE study under a separate protocol (assuming the protocol is open for enrollment).

6.7 Treatment of Overdose

In this study, an overdose is defined as a known deliberate or accidental administration of the study intervention, either to or by a study participant, at a dose above that assigned to that individual participant.

In the event of a drug overdose, the participant should be treated symptomatically.

All cases of overdose or medication error must be documented on the eCRF. Because these events are not, in and of themselves, AEs, they should be reported regardless of whether any manifested signs or symptoms are considered AEs. If there are signs and symptoms meeting the criteria for reporting as AEs or SAEs, they should also be reported, as described in Section 10.3.

6.8 Concomitant Therapy

6.8.1 Excluded Treatments

Restricted medications and supplements are shown in Table 6.b. Restricted medications may be discontinued earlier than, but not later than, the required start of the restriction period. For example, the PI may decide to have participant restrict medications for a longer period before baseline to ensure the participant's narcolepsy symptoms have returned to baseline.

Administration of any drugs used for the treatment of narcolepsy without cataplexy (NT2) must be discontinued. The investigator will determine the schedule for tapering of antidepressants and stimulants. Hormonal contraceptives are not excluded.

Participants may receive the COVID-19 vaccination; however, vaccinations [REDACTED] before checkin at any visit will not be allowed. Sites should document the vaccination dosing on the concomitant medication page.

Meals and dietary restrictions are discussed in Section 5.3.1.

Table 6.b

[REDACTED]





Table 6.b



[Redacted text block]

6.8.2. Permitted Concomitant Medications

If medications are required to treat an AE, certain medications, including supplements, may be allowed after discussion and agreement between the sponsor or designee and PI, unless the investigator or investigator's designee considers immediate administration necessary.

7. Discontinuation of Study Intervention and Participant Discontinuation/Withdrawal

This section describes the circumstances under which individual participants would withdraw or be discontinued from the study intervention or from the study itself.

Section 10.1 describes circumstances in which specific sites or the study itself would be discontinued.

7.1 Discontinuation of Study Intervention

In rare instances, it may be necessary for a participant to permanently discontinue study intervention. For participants who early terminate the study, every effort should be deployed to have them complete an early termination visit as soon as possible and a follow-up visit (in-clinic visit or home healthcare visit if available) approximately 28 days after the last dose of study drug (see Table 1.a).

The primary reason for discontinuation or withdrawal of the participant from the study or study drug should be recorded in the eCRF using the following categories.

- **AE.** An AE may require a participant to discontinue the study drug if continued participation would impose an unacceptable risk to the participant's health or the participant is unwilling to continue because of the AE.

- [REDACTED]
- [REDACTED]
- [REDACTED]
- [REDACTED]
- [REDACTED]
- [REDACTED]
- [REDACTED]
- [REDACTED]
- [REDACTED]
- [REDACTED]

- **Suicidality:** Study drug should be discontinued for participants at imminent risk of suicide per the C-SSRS (endorsement of Item 4 with the investigator's clinical judgement or Item 5) or per the investigator's clinical judgment. Once

discontinued, the participants should be followed up as described in Section 8.3.8.3.

■ [REDACTED]

■ [REDACTED]

- **Death.**
- **Protocol deviation.** The discovery after randomization that the participant did not meet protocol entry criteria or did not adhere to protocol requirements, and continued participation poses an unacceptable risk to the participant's health.
- **Lost to follow-up.** The participant did not attend visits and 3 attempts to contact the participant were unsuccessful. Attempts to contact the participant must be documented in the participant's source documents. A certified letter can be sent as a last attempt.
- **Withdrawal by participant.** The participant wishes to withdraw from the study. The reason for withdrawal, if provided, should be recorded in the eCRF.

Note: All attempts should be made to determine the underlying reason for the withdrawal and, where possible, the primary underlying reason should be recorded (for example, withdrawal due to an AE should not be recorded in the "voluntary withdrawal" category). Similarly, lack of efficacy should not be recorded in the "voluntary withdrawal" category.

- **Study terminated by sponsor.**
The sponsor, institutional review board (IRB), or independent ethics committee (IEC), or regulatory agency terminates the study.

- **Other (specify).**
Note: The specific reasons should be recorded in the "specify" field of the eCRF, including unavoidable circumstances such as the COVID-19 pandemic

7.2 Participant Discontinuation/Withdrawal from the Study

A participant may withdraw from the study at any time and for any reason without prejudice to their future medical care by the physician or at the institution, or may be withdrawn at any time at the discretion of the investigator or sponsor (eg, in the interest of participant safety). The

investigator is encouraged to discuss withdrawal of a participant with the medical monitor when possible.

The investigator may discontinue a participant's study participation at any time during the study when the participant meets the study termination criteria described in Section 7.1.

At the time of discontinuing from the study, if possible, an early termination visit should be conducted, as shown in the SOA (see Table 1.a). The primary criterion for termination must be recorded by the investigator. See SOA for data to be collected at the time of study discontinuation and follow-up and for any further evaluations that need to be completed.

If the participant withdraws consent for disclosure of future information, the sponsor may retain and continue to use any data collected before such a withdrawal of consent.

Participants who discontinue or withdraw may be replaced.

7.3 Lost to Follow-up

The participant may be lost to follow-up as defined in Section 7.1.

8. Study Assessments and Procedures

Written or electronic informed consent must be obtained (signed and dated) before study assessments and procedures can be performed, as described in Section 10.1.3.

The following sections describe the study procedures and data to be collected at planned time points per the SOA (see Table 1.a). Protocol waivers or exemptions are not allowed.

Repeat or unscheduled samples may be taken for safety reasons or due to technical issues with the samples. Whenever possible, the same person should perform each assessment.



Table 8.a [REDACTED]

[REDACTED TABLE CONTENTS]

8.1 Demographics, Medical History, Medication History and Administrative Procedures

8.1.1. Demographics

Participant demographic information will be collected before the participant receives the first dose of study intervention.

Demographic information to be obtained will include: date of birth or age (as permitted by local regulations), sex, race (reported by the participant), caffeine consumption, alcohol consumption, substance use, smoking status, [REDACTED]

8.1.2. Medical History

Medical and medication history, including concurrent medical conditions, will be collected and recorded in the participant's source documents and in the eCRF.

Medical history to be obtained will include determining whether the participant has any significant conditions or diseases relevant to the disease under study that resolved before the participant signed the ICF. Ongoing conditions are considered concurrent medical conditions.

Concurrent medical conditions are those significant ongoing conditions or diseases that are present when informed consent is provided. This includes clinically significant laboratory, ECG, physical examination, and/or vital signs abnormalities noted at screening/baseline examination, according to the judgment of the investigator.

8.1.3. Prior and Concomitant Treatments/Medications

Prior and concomitant treatments and medications will be collected and recorded in the participant's source document.

Such treatments/medications include but are not limited to:

- Medications or vaccines.
- Over-the-counter or prescription medicines.
- Recreational drugs.
- Vitamins.
- Herbal supplements.
- Medications relevant to the eligibility criteria.
- Other specific categories of interest.

Prior medications/treatments are defined as those that were received [REDACTED]

Concomitant medications/treatments are defined as those given in addition to the study intervention between the signing of the ICF and participant completion.

Concomitant medications may be prescribed by a physician or obtained by the participant over-the-counter. Concomitant medication is not provided by the sponsor.

At each study visit, participants will be asked whether they have taken any medication or received any treatment other than the study intervention.

Information to be recorded will include:

- Identification of the medication or treatment.
- Reason for use.
- Dates of treatment/medication administration: start and end dates.
- Dosage information including dose and frequency.

The medical monitor should be contacted if there are any questions regarding concomitant or prior therapy.

8.1.4. Diagnostic Criteria/Disease Classification

8.1.4.1. Diagnostic Criteria for NT2

ICSD-3 criteria for NT2 are provided in Appendix 3.

8.1.5. Administrative Procedures (Contingency Measures for Unavoidable Circumstances)

In unavoidable circumstances (eg, a widespread disease outbreak or natural disaster) that impact the study site's ability to conduct study procedures according to the SOA (see Table 1.a), contingency measures may be implemented. In acknowledgement of study site, hospital, local, state, and national restrictions established in response to circumstances like COVID-19, the following measures are being taken for the current study:

- For participants active in the study, all attempts should be made to perform the assessments with the participant present at the site using the visit windows. Exceptions may be granted for alternative approaches to study procedures and data collection through approval by the sponsor or designee. Such instances must be documented in the study records and may include the following:
 - Sites impacted by the COVID-19 pandemic or similar unavoidable circumstances, must contact the sponsor or designee to discuss individual participant and site circumstances to obtain approval for use of alternative approaches to study procedures and data collection.
 - Sites may seek approval from the sponsor or designee to continue participants in the study despite departures from the SOA (see Table 1.a). The PI is expected to evaluate the impact to the safety of the study participants and site personnel for participants to continue. In evaluating such requests, the sponsor or designee will give the highest priority to the safety and welfare of the participants. Participants must be willing and able to continue taking study drug and remain compliant with the protocol.
 - Alternative methods for conducting participant visits (eg, video conferencing, telephone visits, or in-home study visits conducted by study site personnel or designated medical personnel, contingent upon local regulations) may be used per approval by the sponsor or designee:
 - Under these circumstances, collection of certain study assessments may be omitted and visit windows may be extended.
 - When approval is given for a participant to miss an in-person study visit, a study site physician will speak directly with the participant by telephone or other medium (eg, a computer-based video communication) during each visit window to assess participant safety and overall clinical status.
 - The study site physician or other qualified site personnel should conduct the following assessments within specified-visit window time frames: AE assessments, documentation of concomitant medication, administration of C-SSRS (at applicable visits), and an assessment of clinical symptoms.
 - For this study, home nurses or other qualified clinical personnel may be deployed at the request of the site, when appropriate. Advance approval from the sponsor or designee should be obtained.

- Other study assessments may be collected using an alternative method as feasible and may involve audio or video recording where allowed by local regulation. This will be documented in the study records.
 - Vaccinations [REDACTED] before check-in at any visit will not be allowed. Participants may choose to get a COVID-19 vaccine at any other time during this study.
 - In some instances, sites may need to split visits or sites may only be able to perform a few procedures on site and some procedures may need to be performed remotely. Sites should inform sponsor or designee when this occurs.
 - Sites may seek approval to extend a visit window to conduct an on-site visit. Assessments that cannot be completed during the protocol-specified window or within the visit window granted by the sponsor or designee will be considered missing data and such departures will be recorded in the study records.
 - There will be no interval longer than approximately 2 weeks between successive visits at which clinical laboratory tests are performed and vital signs are measured. Should the period of 4 weeks be met for a particular participant, the site should contact the sponsor or designee to discuss withdrawal of the participant. Local laboratories may be used if necessary.
- Study site personnel may dispense additional study drug to participants at a visit to allow for potentially longer intervals between visits than originally planned per protocol, or study drug may be supplied to participants via delivery by site personnel or by courier.
 - Early termination visits should be performed in person. When it is not possible for the participant to come to the study site and the protocol-specified visit window cannot be extended further, the preferred alternative for the early termination visit is for qualified study site personnel or designated clinical personnel to go to the participant's residence and conduct the protocol-specified procedures in that location. Assessments collected at a participant's residence should comply with applicable local regulations. If neither option is available with sponsor or designee approval, sites may conduct early termination procedures remotely as is feasible.

8.2 Efficacy Assessments

Planned time points for all efficacy assessments are provided in the SOA (Table 1.a).

8.2.1 Primary Efficacy Measurement

The MWT is a validated, objective measure that evaluates a person's ability to remain awake under soporific conditions for a defined period of time. Because there is no biological measure of wakefulness, wakefulness is measured indirectly by the inability or delayed tendency to fall asleep. This tendency to fall asleep is measured via electroencephalography-derived sleep latency in the MWT. One session, that includes four 40-minute MWTs, will be done on each day

specified in the SOA. Sleep latency in each session will be recorded. Participants will be required to stay awake in between the 4 MWT tests in each session.

During each MWT, participants will be instructed to sit in a bed or reclining chair and remain awake for as long as possible in a dimly lit room. Sessions are ended after 40 minutes if no sleep occurs. If no sleep has been observed according to these rules, then the latency is defined as 40 minutes. Specific instructions are located in the study procedure manual.

8.2.2. Other

8.2.2.1. [REDACTED]

[REDACTED]

8.2.2.2. [REDACTED]

8.2.2.2.1. [REDACTED]

[REDACTED]

[REDACTED]

8.2.2.2.2. [REDACTED]

[REDACTED]

[REDACTED]

[REDACTED]

8.2.2.2.3. [REDACTED]

[REDACTED]

[REDACTED]

8.2.2.2.4. [REDACTED]

[REDACTED]

8.2.2.3. **Clinical Outcome Assessments**

8.2.2.3.1. *ESS*

The ESS is a subjective, self-administered scale that has been validated and used extensively as a key endpoint in studies in patients with narcolepsy to measure EDS. The ESS provides individuals with 8 different situations of daily life and asks them how likely they are to fall asleep in those situations (scored 0 to 3) and to try to imagine their likelihood of dozing even if they have not actually been in the identical situation; the scores are summed to give an overall score of 0 to 24. Higher scores indicate stronger subjective daytime sleepiness, and scores below 10 are considered to be within the reference range.

In this study, the ESS will be administered to assess sleep propensity on selected days after TAK-861 administration. Participants will be asked to evaluate their subjective sleepiness based on recalling their most recent daily life experiences.

8.2.2.3.2. [REDACTED]

[REDACTED]

8.2.2.3.3. [REDACTED]

[REDACTED]

8.2.2.3.4. [REDACTED]

[REDACTED]

8.2.2.3.5. [REDACTED]

[REDACTED]

[REDACTED]

8.2.2.3.6. [REDACTED]

[REDACTED]

[REDACTED]

8.2.2.3.7. [REDACTED]

[REDACTED]

8.2.2.3.8. [REDACTED]

[REDACTED]

8.2.2.3.9. *Daily eDiary*

Participants will complete a daily eDiary to record self-reported narcolepsy symptoms. In cases where the eDiary becomes unavailable, a site may use alternative methods to collect these data with approval from sponsor or designee.

Participants will record alcohol consumption in the eDiary.

[REDACTED]

Dates and time of dosing will also be recorded. Additional details on dose administration are provided in Section 6.2.4.2.

8.3 Safety Assessments

Planned time points for all safety assessments are provided in the SOA (see Table 1.a).

8.3.1 Physical Examinations

At screening and at the first follow-up visit, a full physical examination will consist of the following body systems: (1) eyes; (2) ears, nose, throat; (3) cardiovascular system; (4) respiratory system; (5) gastrointestinal system; (6) dermatologic system; (7) extremities; (8) musculoskeletal system; (9) nervous system; (10) lymph nodes; and (11) other.

Investigators should pay special attention to clinical signs related to previous serious illnesses.

All subsequent physical examinations should assess clinically significant changes from the baseline physical examination.

[REDACTED]

8.3.2 Vital Signs

When vital signs are scheduled at the same time as blood sample collection, the blood sample collection will take priority, and vital signs will be obtained within 1.0 hour before the scheduled blood draw.

Vital signs will include: body temperature (oral or tympanic measurement), respiratory rate, BP (systolic and diastolic, with the participant resting more than ■ minutes), and pulse (in beats per minute).

The participant should be resting for a minimum of ■ minutes sitting or lying in a bed with the head of the bed at 30 degrees.

For BP assessment, the same method (ie, the same size cuff, manual or automated, sitting or lying) must be used for all measurements for each individual participant and should be the same for all participants at the study site. [REDACTED]

[REDACTED]
[REDACTED]

Body temperature will be measured with an oral thermometer (with the temperature taken at the floor of the mouth) or a tympanic thermometer. The same method (ie, oral or tympanic) must be used for all subsequent measurements for each individual participant and should be the same for all participants at the study site.

The investigator will assess whether a change in vital signs from baseline may be deemed clinically significant on the Vital Signs eCRF and whether the change should be considered and recorded as an AE on the AE eCRF.

8.3.2.1. Weight, Height, and BMI

Weight, height, and BMI will be measured and recorded.

A participant should have weight and height measured while wearing indoor clothing and with shoes off. Weight is collected in kilograms (kg). Height is recorded in centimeters (cm).

8.3.3. ECG

Participants should be resting in a semirecumbent position for at least [REDACTED] minutes before each ECG measurement. The PI should arrange to have a study cardiologist available as needed to review ECG tracings with abnormalities.

A standard 12-lead ECG will be recorded and interpretation of the ECG will be made using 1 of the following categories: within normal limits, abnormal but not clinically significant, or abnormal and clinically significant. The time that the ECG was performed will be recorded.

The investigator will assess whether a change in ECG from baseline may be deemed clinically significant and whether the change should be considered and recorded as an AE on the AE eCRF.

The eligibility of the participant will be based on the assessment of the ECG by the investigator.

A baseline ECG will be obtained within approximately [REDACTED] hour before dosing of study drug. If a participant has an [REDACTED] compared with a predose baseline measurement, the ECG will be repeated within [REDACTED] minutes. [REDACTED]

[REDACTED]. If the [REDACTED], the participant will continue to be monitored by repeat 12-lead ECGs every [REDACTED] minutes for at least [REDACTED] hours or until the [REDACTED] of the baseline value. If [REDACTED] persists, a consultation with a study cardiologist may be appropriate, and the sponsor should be notified.

If the [REDACTED], the sponsor should be notified and the ECG should be reviewed by a cardiologist. The participant should be monitored by telemetry ([REDACTED]), or the participant should be considered for transfer to a location where closer monitoring is available.

If the participant has unstable hemodynamics or has any clinically significant dysrhythmias noted by telemetry, the participant should be immediately transferred to an acute care setting for definitive therapy.

8.3.4. Clinical Safety Laboratory Tests

All protocol-required laboratory tests, as defined in Section 10.2, must be conducted in accordance with the laboratory manual and the SOA. Details about these procedures and required safety monitoring will be given in the laboratory manual.

The central laboratory will perform laboratory tests for hematology, serum chemistries, and urinalysis.

The clinical laboratory will return these results, along with their reference ranges, to the investigator. The investigator is responsible for reviewing the laboratory report, documenting this review, and filing the laboratory report with the source documents.

Abnormal laboratory findings associated with the underlying disease should not be considered clinically significant unless judged by the investigator to be more severe than expected for the participant's condition.

Clinically significant abnormal laboratory values obtained during participation in the study or within [REDACTED] of study intervention should be repeated until the values return to normal or the baseline value or are no longer considered clinically significant by the investigator or medical monitor. The investigator should evaluate whether the laboratory result meets the AE criteria in Section 10.3.

[REDACTED]

[REDACTED]

[REDACTED]

If clinically significant values do not return to normal/baseline within a period of time judged reasonable by the investigator, the etiology should be identified, and the sponsor notified.

Investigators must document their review of each laboratory safety report.

The investigator must record the following types of laboratory test results on the laboratory eCRF and if applicable on the AE eCRF:

- Any changes that are considered clinically significant by the investigator (eg, SAE or AE or dose modification).
- Any laboratory test results (central laboratory, local laboratory, non-protocol specific local laboratory) that are used to make a study intervention decision, that require a change in participant management, or that are used to make a response evaluation.

8.3.5. Pregnancy Testing

A serum human chorionic gonadotropin (β -HCG) pregnancy test will be performed at screening for all participants of child-bearing potential. Urine pregnancy test will be performed on all participants of child-bearing potential at times described in the SOA and if pregnancy is suspected.

If a participant or a participant's partner becomes pregnant during the study, the pregnancy must be followed as described in Section 10.4.3.

8.3.6. Suicidal Ideation and Behavior Risk Monitoring

Two versions of C-SSRS will be used to assess suicidal ideation in this study: the Screening/Baseline C-SSRS Lifetime and the Since-Last-Visit C-SSRS. [REDACTED]

[REDACTED]. The investigator will ensure that any suicidal ideation or behavior is medically addressed, including assessment and treatment by qualified medical personnel.

8.3.7. Other

8.3.7.1. [REDACTED]

[REDACTED]

8.3.7.2. [REDACTED]

[REDACTED]

[REDACTED]

8.3.8. AEs, SAEs, and Other Safety Reporting

The definitions of AEs and SAEs are provided in Section 10.3.

The investigator and any qualified designees are responsible for collecting, detecting, documenting, and recording events that meet the definition of an AE or SAE. They remain responsible for follow-up of these events (see Section 10.3.4).

8.3.8.1. Time Period and Frequency for Collecting AE and SAE Information

All AEs will be collected from the signing of the ICF until final follow-up visit or rollover into the LTE at the time points specified in the SOA (see Table 1.a).

All SAEs will be recorded and reported to the sponsor or designee immediately. Under no circumstance should this exceed 24 hours. The investigator will also submit any updated SAE data within 24 hours of it being available.

Investigators are not obligated to actively seek information on AEs or SAEs after conclusion of the study participation. However, if the investigator learns of any SAE, including a death, at any time after a participant has been discharged from the study, and he/she considers the event to be reasonably related to the study intervention or study participation, the investigator must promptly notify the sponsor via the reporting method described in Section 10.3.4.6.

8.3.8.2. Method of Detecting AEs and SAEs

At each study visit specified in the SOA, participants will be questioned in a general way to ascertain if AEs have occurred since the previous visit. Open-ended and nonleading verbal questioning of the participant is the preferred method to inquire about AE occurrences without introducing bias. Participants may report AEs occurring at any time during the study.

8.3.8.3. Follow-up of AEs and SAEs

After the initial AE/SAE report, the investigator is required to proactively follow each participant at subsequent visits/contacts. All participants experiencing AEs, whether considered associated with the use of the study drug or not, will be documented in the AE page of the eCRF.

All AEs must be monitored until the end of the study or until the event resolves, stabilizes, is otherwise explained, or the participant is lost to follow-up as defined in Section 7.3.

SAEs must be monitored until resolution, stabilization, the event is otherwise explained, or the participant is lost to follow-up.

Information to be documented for each event is defined in Section 10.3.4.

Further information on follow-up procedures is provided in Section 10.3.

8.3.8.4. Regulatory Reporting Requirements for SAEs

Prompt notification by the investigator to the sponsor of an SAE is essential so that legal obligations and ethical responsibilities toward the safety of participants and the safety of a study intervention under clinical investigation are met. The sponsor has a legal responsibility to notify

both the local regulatory authority and other regulatory agencies about the safety of a study intervention under clinical investigation. The sponsor will comply with country-specific regulatory requirements relating to safety reporting to the regulatory authority, IRBs/IECs, and investigators.

An investigator who receives an investigator safety report describing an SAE or other specific safety information (eg, summary or listing of SAEs) from the sponsor will review and then file it along with similar documents containing safety information and will notify the IRB/IEC, if appropriate according to local requirements.

8.3.8.5. Pregnancy in a Participant or Participant's Partner During the Study

Details about all unplanned/accidental pregnancies in female participants will be collected after the start of study intervention and until [REDACTED] (ie, [REDACTED]) after the last dose of study drug. For partners of participants, this information will be collected after the start of study intervention and until [REDACTED] (ie, [REDACTED]) after the last dose of study drug. Collection of pregnancy data from a participant's partner requires the partner's informed consent.

To the extent possible, the investigator will collect follow-up information on the outcome of the pregnancy and the neonate, and the information will be forwarded to the sponsor.

Once a pregnancy is reported, the investigator will record pregnancy information on the appropriate form and submit it to the sponsor within 24 hours.

Pregnancy itself is not considered to be an AE or SAE; however, AEs or SAEs associated with pregnancy must be reported as such, including:

- Any pregnancy complication or elective termination of a pregnancy for medical reasons (to be reported as an AE or SAE).
- Abnormal pregnancy outcomes (eg, spontaneous abortion, fetal death, stillbirth, congenital anomalies, ectopic pregnancy) (to be reported as SAEs).

Any poststudy pregnancy-related SAE considered reasonably related to the study intervention by the investigator will be reported to the sponsor as described in Section 10.3.4.6. Although the investigator is not obligated to actively seek post study pregnancy-related SAE information from former study participants or their partners, he or she may learn of an SAE through spontaneous reporting.

Any participant who becomes pregnant while participating in the study will be withdrawn from the study.

8.3.8.6. AEs of Special Interest

See Section 10.3.3.2.

8.4 [REDACTED]

[REDACTED]

8.4.1. [REDACTED]

[REDACTED]

8.5 Genetics

8.5.1. [REDACTED]

[REDACTED]

[REDACTED]

8.6 [REDACTED]

[REDACTED]

8.7 Immunogenicity Assessments

Not applicable.

9. Statistical Considerations

A statistical analysis plan will be prepared and finalized before database lock. The statistical analysis plan will provide further details regarding the definition of analysis variables and the statistical analysis methodology to address all study objectives.

9.1 Statistical Hypotheses

9.1.1. Primary Endpoint

TAK-861 is superior to placebo as measured by the change from baseline to Week 8 in the mean sleep latency (minutes) from the 4 sessions of a 40-minute MWT. The statistical null hypothesis is that the mean change from baseline to Week 8 in the mean sleep latency for each TAK-861 treatment group is the same as the mean change from baseline to Week 8 in the mean sleep latency for the placebo treatment group.

9.1.2. Secondary Endpoints

TAK-861 is superior to placebo as measured by the change from baseline to Week 8 in the total ESS score. The statistical null hypothesis is that the mean change from baseline to Week 8 in the total ESS score for each TAK-861 treatment group is the same as the mean change from baseline to Week 8 for the placebo treatment group.

9.2 Analysis Sets

9.2.1. Safety Set

The safety set will consist of all participants who received at least 1 dose of study drug. This analysis set will be used for demographic, baseline characteristic, and safety summaries.

9.2.2. [REDACTED]

[REDACTED]

9.2.3. Full Analysis Set

The full analysis set will consist of all participants who were randomized and received at least 1 dose of study drug. The full analysis set will be used for summaries of efficacy endpoints.

9.3 Efficacy Analyses

9.3.1. Primary Efficacy Endpoint

The change from baseline in mean sleep latency from the MWT will be analyzed using a linear mixed model for repeated measures (MMRM), with visit, treatment, and treatment-by-visit interaction as the fixed effects. Baseline age and mean sleep latency will be included as covariates. The estimated change from baseline in the mean sleep latency for each treatment and the associated SE and 95% CIs will be extracted from the model, along with all estimated treatment differences from placebo and associated SEs, 95% CIs, and p-values.

9.3.2. Secondary Efficacy Endpoint

The change from baseline in ESS total score will also be evaluated using the similar linear MMRM as for MWT with only the baseline value as a covariate.

9.3.3. [REDACTED]

9.4 Safety Analyses

AEs will be coded using the Medical Dictionary for Regulatory Activities (MedDRA). The number and percentage of TEAEs will be presented by System Organ Class and Preferred Term. TEAEs will be further summarized by severity and relationship to the intervention(s). AEs related to the intervention(s), AEs leading to study drug discontinuation, SAEs, and deaths will be similarly summarized.

TEAEs will be summarized by treatment group. Observed values and change from baseline in safety clinical laboratory measurements, vital signs, and ECG parameters will be summarized by treatment group. [REDACTED]

9.5 Other Analyses

9.5.1. [REDACTED]

[REDACTED]

[REDACTED]

9.5.2. [REDACTED]

[REDACTED]

9.6 [REDACTED]

9.7 [REDACTED]

[REDACTED]

10. Supporting Documentation and Operational Considerations

10.1 Regulatory, Ethical, and Study Oversight Considerations

10.1.1. Regulatory and Ethical Considerations

This study will be conducted with the highest respect for the individual participants according to the ethical principles that have their origin in the Declaration of Helsinki, and the ICH Harmonised Tripartite Guideline for GCP.

The study sponsor and any third party to whom aspects of the study management or monitoring have been delegated will undertake their assigned roles for this study in compliance with all applicable industry regulations, current ICH GCP Guidelines, as well as all applicable national and local laws and regulations.

10.1.2. Financial Disclosure

Takeda is funding this study and will make payments to the study site for the conduct of the study (and, if applicable, investigators and/or other study staff), as specified in the Clinical Study Site Agreement(s).

Regulatory authorities including the Food and Drug Administration require Takeda to submit disclosures of investigators' and subinvestigators' financial interests and arrangements. For this reason, Takeda will provide the investigators and sub-investigators with a form for the disclosure of their financial arrangements during the course of the study and for 1 year after the completion of the study.

The financial disclosure form must be signed by each investigator and sub-investigator before the study starts at their study site. Any potential conflicts of interest that are not covered by this form should be disclosed separately to Takeda before the start of the study at their site.

Specific financial arrangements requiring disclosure would include any arrangement whereby the outcome of the study could be influenced by the value of the compensation for conducting the study, or other payments the investigator received from the sponsor. Examples include: any significant payments from the sponsor or subsidiaries such as a grant to fund ongoing research, compensation in the form of equipment, retainer for ongoing consultation, or honoraria; any proprietary interest in study intervention; and any significant equity interest in the sponsor or subsidiaries as defined in 21 Code of Federal Regulations 54 2(b) (1998).

The investigator and sub-investigator should declare all institutional affiliations on the curricula vitae that they provided to sponsor before the start of the study.

10.1.3. Informed Consent Process

It is the responsibility of the investigator to obtain written and/or electronic informed consent from all participants before any study-related procedures including screening assessments. All eConsent documentation must be in accordance with applicable regulations and GCP:

The participants must receive an explanation of what the study involves, including but not limited to: the objectives, potential benefits and risk, inconveniences, and the participant's rights and responsibilities. eConsent provides the same information as written consent forms, but in an electronic format that may include multimedia components. eConsent does not replace the important discussion between the study participant and site staff or investigator. Regardless of the consent format – written or eConsent – the investigational site is responsible for the consenting process.

After the participant has received and read (or been read) the participant information, they will be requested to sign and date the informed eConsent form or a certified translation if applicable. Persons consenting via eConsent, where available, will electronically sign consent forms. (Paper consent forms will be used instead, if required by local regulations.)

A copy of the informed eConsent documentation (ie, a complete set of participant information sheets and fully executed signature pages) must be provided to the participant, as applicable. This document may require translation into the local language. Signed eConsent forms must remain in each participant's study file at the site (either in their original, signed paper form or as a certified copy if applicable for electronic signature) and must be available for verification at any time.

The PI provides the sponsor with a copy of the eConsent form that was reviewed by the IRB/EC and received their favorable opinion/approval. A copy of the IRB/EC's written favorable opinion/approval of these documents must be provided to the sponsor before the start of the study unless it is agreed to and documented (abiding by regulatory guidelines and national provisions) before study start that another party is responsible for this action. Additionally, if the IRB/IEC requires modification of the sample participant information and eConsent document provided by the sponsor, the documentation supporting this requirement must be provided to the sponsor.

10.1.4. Data Protection

The confidentiality of records that may be able to identify participants will be protected in accordance with applicable laws, regulations, and guidelines.

After participants have consented to take part in the study, the sponsor and/or its representatives reviews their source documents and data collected during the study. These records and data may, in addition, be reviewed by others including the following: independent auditors who validate the data on behalf of the sponsor; third parties with whom the sponsor may develop, register, or market TAK-861; national or local regulatory authorities; and the IRB(s)/IEC(s) which gave approval for the study to proceed. The sponsor and/or its representatives accessing the records and data will take all reasonable precautions in accordance with applicable laws, regulations, and guidelines to maintain the confidentiality of participants' identities. Participants are assigned a unique identifying number; however, their initials and date of birth may also be collected, if permitted under local laws governing privacy.

The results of studies containing participants' unique identifying number, relevant source documents, and possibly initials and dates of birth, where allowed per local law, may be transferred to, and used in, other countries that may not afford the same level of protection that applies within the countries where this study is conducted. The purpose of any such transfer would include: to support regulatory submissions, to conduct new data analyses to publish or present the study results, or to answer questions asked by regulatory or health authorities.

- The sponsor will assign each participant a unique identifier. Any participant records or datasets that are transferred to the sponsor will contain the identifier only; participant names or any information that would make the participant identifiable will not be transferred.
- The investigator must inform the participant that their personal study-related data will be used by the sponsor in accordance with local data protection law. The level of disclosure must also be explained to the participant who will be required to give consent for their data to be used as described in the ICF.
- The investigator must inform the participant that their source documents may be examined by Clinical Quality Assurance auditors or other authorized personnel appointed by the sponsor, by appropriate IRB/IEC members, and by inspectors from regulatory authorities.

All United States-based sites and laboratories or entities providing support for this study, must, where applicable, comply with the Health Insurance Portability and Accountability Act of 1996. A site that is not a covered entity as defined by Health Insurance Portability and Accountability Act must provide documentation of this fact to the sponsor or designee.

10.1.4.1. Notice Regarding the Use and Transfer of the Investigator's Personal Information

Takeda will collect and retain personal information of investigator, including his or her name, address, and telephone number, and other personally identifiable information such as education and professional details, payment-related details (if applicable), identity information (eg, medical registration number) and information relating to his or her interactions and activities with or involving Takeda. In addition, investigator's personal information may be transferred to other parties located in countries throughout the world including the following:

- Takeda, its affiliates, and their licensing partners.
- Business partners assisting Takeda, its affiliates, and their licensing partners.
- Regulatory agencies and other health authorities.
- IRBs and IECs.
- Investigator's personal information may be retained, processed, and transferred by Takeda and these other parties for research purposes including the following:
 - Assessment of the suitability of investigator for the study and/or other clinical studies.
 - Management, monitoring, inspection, and audit of the study.
 - Analysis, review, and verification of the study results.
 - Safety reporting and pharmacovigilance relating to the study.
 - Preparation and submission of regulatory filings, correspondence, and communications to regulatory agencies relating to the study.
 - Preparation and submission of regulatory filings, correspondence, and communications to regulatory agencies relating to other medications used in other clinical studies that may contain the same chemical compound present in the study drug.
 - Inspections and investigations by regulatory authorities relating to the study.
 - Self-inspection and internal audit within Takeda, its affiliates, and licensing partners.
 - Archiving and audit of study records.
 - Posting investigator site contact information, study details and results on publicly accessible clinical trial registries, databases, and websites.

In addition, where required by law or industry codes of practice, Takeda and/or its affiliates may have to report or publicly disclose any payments or transfers of value made in connection with the study by or on behalf of Takeda and/or its affiliates or their service providers to the investigator or their institution.

The legal basis on which Takeda and its affiliates will process the investigator's personal information for the above purposes are to comply with a legal obligation; or to perform any contract in place with the investigator (if applicable); or to meet the legitimate research, scientific and business interests of Takeda and its affiliates, including ensuring the proper performance of this study to the applicable standards, appropriate reporting of study results and archiving of study-related records and information, and further development and registration of the study drug or other compounds. The investigator may not be able to opt-out of this processing, or the investigator's choice to opt-out may impact his or her ability to continue to participate in this study and/or future studies involving Takeda and/or its affiliates.

Takeda and its affiliates will maintain physical, administrative and technical safeguards to protect the investigator's personal information from loss, misuse, unauthorized access, disclosure, alteration or destruction. The investigator's personal information may be transferred to other countries that do not have data protection laws that offer the same level of protection as data protection laws in investigator's own country.

However, where investigator's personal information is transferred to Takeda affiliates, licensing partners, business partners or service providers in such countries, Takeda will ensure that all adequate safeguards are in place and that all applicable laws and regulations are complied with in connection with such transfers.

The investigator's personal information will only be stored as long as necessary for the purposes for which it was collected participant to local laws and regulations and legitimate scientific, research and business needs.

Individuals located in the European Economic Area and in certain other countries have certain data participant rights which may be participant to limitations and/or restrictions. These rights include the right to: (i) request access to and rectification or erasure of their personal data; (ii) obtain restriction of processing or to object to processing of their personal data; (iii) the right to data portability; and (iv) obtain additional information regarding the safeguards Takeda has in place for cross-border transfers of their personal data. If the investigator wishes to exercise one of these rights, the investigator may use the contact information below.

Individuals located in the European Economic Area and in certain other countries may also have the right to lodge a complaint about the processing of their personal data with their local data protection authority.

The investigator can contact Takeda to exercise his or her rights, make inquiries or submit complaints concerning Takeda's processing of his or her personal information. Takeda will take appropriate steps to address requests, inquiries and complaints. Takeda will respond to such requests within thirty (30) business days.

Contact Details:

Mailing Address: Attn: Data Protection Officer, Legal Department, Takeda Pharmaceuticals International AG, Thurgauerstrasse 130, CH-8152 Glattpark-Opfikon (Zurich), Switzerland.

Email Address: dataprivacy@takeda.com

CONFIDENTIAL

The investigator acknowledges and authorizes the use of his or her personal information by Takeda and other parties for the purposes described above.

10.1.5. Committees Structure

10.1.5.1. IRB and/or IEC Approval

IRBs/IECs must be constituted according to the applicable state and federal/local requirements of each participating region. The sponsor or designee will require documentation noting all names and titles of members who make up the respective IRBs/IECs. If any member of the IRBs/IECs has direct participation in this study, written notification regarding his or her abstinence from voting must also be obtained.

Those Americas sites unwilling to provide names and titles of all members due to privacy and conflict of interest concerns should instead provide a Federalwide Assurance Number or comparable number assigned by the Department of Health and Human Services.

The sponsor or designee will supply relevant documents for submission to the respective IRBs/IECs for the protocol's review and approval. This protocol, the IB, a copy of the ICF, and, if applicable, participant recruitment materials and/or advertisements and other documents required by all applicable laws and regulations, must be submitted to a central or local IRBs/IECs for approval.

The IRB's/IEC's written approval of the protocol and participant ICF must be obtained and submitted to the sponsor or designee before commencement of the study (ie, before shipment of the sponsor-supplied drug or study specific screening activity).

The IRBs/IECs approval must refer to the study by exact protocol title, number, and version date; identify versions of other documents (eg, ICF) reviewed; and state the approval date. If required by country or regional regulations or procedures, approval from the competent regulatory authority will be obtained before commencement of the study or implementation of a substantial amendment. The sponsor will notify the site once the sponsor has confirmed the adequacy of site regulatory documentation. Until the site receives notification no protocol activities, including screening may occur.

Study sites must adhere to all requirements stipulated by their respective IRB/IEC. This may include notification to the IRBs/IECs regarding protocol amendments, updates to the ICF, recruitment materials intended for viewing by participants, local safety reporting requirements, reports and updates regarding the ongoing review of the study at intervals specified by the respective IRBs/IECs, and submission of the investigator's final status report to IRBs/IECs. All IRBs/IECs approvals and relevant documentation for these items must be provided to the sponsor or designee.

Participant incentives should not exert undue influence for participation. Payments to participants must be approved by the IRBs/IECs and sponsor.

10.1.5.2. Other Committees

A data monitoring committee (DMC) is present at the programmatic level for this study. A DMC charter will provide full guidance on the function and practices to be followed by the DMC.

10.1.6. Dissemination of Clinical Study Data

10.1.6.1. Study Results Disclosure

To ensure that information on clinical trials reaches the public in a timely manner and to comply with applicable laws, regulations and guidance, Takeda will, at a minimum, register all interventional clinical trials and disclose the results of those trials in a manner and time frame compliant with Takeda policy and all applicable laws and regulations. Clinical trial registration and results disclosures will occur on ClinicalTrials.gov, other clinical trial registries/databases as required by law, and on Takeda's corporate website(s).

10.1.7. Data Quality Assurance

All participant data relating to the study will be recorded on electronic CRFs unless transmitted to the sponsor or designee electronically (eg, laboratory data). The sponsor will supply the eCRFs. The investigator is responsible for verifying that data entries are accurate and correct by electronically signing the eCRF before transmitting it to the sponsor.

Guidance on completion of eCRFs will be provided in CRF completion guidelines.

The investigator must permit study-related monitoring, audits, IRB/IEC review, and regulatory agency inspections and provide direct access to source data documents.

Monitoring details describing strategy, including definition of study critical data items and processes (eg, risk-based initiatives in operations and quality such as risk management and mitigation strategies and analytical risk-based monitoring), methods, responsibilities, and requirements, including handling of noncompliance issues and monitoring techniques (central, remote, or on-site monitoring) are provided in the monitoring plan/contracts.

Visits to sites are conducted by representatives of the study sponsor and/or the company organizing/managing the research on behalf of the sponsor to inspect study data, participants' source documents, and eCRFs in accordance with current GCP and the respective local and (inter)national government regulations and guidelines. Records and data may additionally be reviewed by auditors or by regulatory authorities.

The sponsor or designee is responsible for the data management of this study, including quality checking of the data.

The sponsor assumes accountability for actions delegated to other individuals (eg, contract research organizations [CROs]).

Records and documents, including signed ICFs, pertaining to the conduct of this study must be retained by the investigator for 2 years after study completion unless local regulations or institutional policies require a longer retention period. No records may be destroyed during the

retention period without the written approval of the sponsor. No records may be transferred to another location or party without written notification to the sponsor.

10.1.7.1. Protocol Deviations

The investigator should not deviate from the protocol, except where necessary to eliminate an immediate hazard to study participants. Should other unexpected circumstances arise that will require deviation from protocol-specified procedures, the investigator should consult with the sponsor or designee (and IRB or IEC, as required) to determine the appropriate course of action. There will be no exemptions (a prospectively approved deviation) from the inclusion or exclusion criteria.

Significant deviations include, but are not limited to, those that involve fraud or misconduct, increase the health risk to the participant, or confound interpretation of primary study assessment.

10.1.7.2. Study-Site Monitoring Visits

Monitoring visits to the study site will be made periodically during the study to ensure that all aspects of the protocol are followed. Source documents will be reviewed for verification of data recorded on the eCRFs. Source documents are defined as original documents, data, and records. The investigator and/or designee guarantee access to source documents by the sponsor or its designee (CRO and/or auditor) and by the IRB/IEC or any other health authority governing the study, per local/regional regulation.

Alternative approaches may be used to ensure data quality, data integrity, and participant safety (eg, remote source data review/source data verification via phone or video) as permitted by regional and local regulations. See the monitoring plan for additional details.

10.1.7.3. Audits

The study site also may be subject to quality assurance audits by the sponsor or designees. In this circumstance, the sponsor-designated auditor will contact the site in advance to arrange an auditing visit. The auditor may ask to visit the facilities where laboratory samples are collected, where the medication is stored and prepared, and any other facility used during the study. In addition, there is the possibility that this study may be inspected by regulatory agencies, including those of foreign governments. If the study site is contacted for an inspection by a regulatory body, the sponsor should be notified immediately.

The investigator and/or designee study site guarantee access for quality assurance auditors to all study documents as described in Section 10.1.8.

10.1.8. Source Documents

All key data must be recorded in the participant's source documents unless otherwise noted in the protocol. Source documents may be paper or electronic, including data obtained using electronic devices and associated technologies. Original source data to be reviewed during this study will include, but are not limited to: participant's medical file, appointment books, diaries,

clinical outcome assessments, original clinical laboratory reports, histology reports, pathology reports, x-rays. The investigator is responsible for maintaining adequate and accurate source documents.

The investigator must provide direct access to inspect facilities, including original source records relevant to this study (regardless of media), to: the sponsor or its authorized representatives; the respective national, local, or foreign regulatory authorities; the IRB/IEC; and auditors. These records must be made available within reasonable times for inspection and duplication, if required, by a properly authorized representative of any regulatory agency or an auditor. The eConsent form includes a statement granting this access to source data.

Essential documents must be maintained according to ICH GCP requirements and may not be destroyed without written permission from the sponsor.

10.1.8.1. eCRFs

Completed eCRFs are required for each participant who has completed the consent process. The eCRFs are designed to record all observations and other data pertinent to the clinical investigation unless otherwise noted in the protocol. Laboratory data, [REDACTED], [REDACTED], electronic clinical outcome assessment, MWT, [REDACTED], ECG, [REDACTED] data is collected electronically and will be transmitted directly via secure transfer.

The sponsor or its designee will supply study sites with access to eCRFs. The sponsor or designee will train appropriate site staff in the use of the eCRF. These forms are used to transmit the information collected in the performance of this study to the sponsor and regulatory authorities. Data collection procedures will be discussed with the site at the site initiation visit and/or at the investigator's meeting. eCRFs must be completed in English.

The investigator has full responsibility for the accuracy and authenticity of all data entered on the eCRFs. Details are provided in Section 10.1.11.2.

A study monitor from the sponsor or its designee will visit each site in accordance with the monitoring plan and review the eCRF data against the source data for completeness and accuracy. Auditors, IRB/IEC members, or regulatory inspectors may also check the eCRF entries against the source documents.

Discrepancies between source data and data entered on the eCRF will be addressed by qualified site personnel. When a data discrepancy warrants correction, the correction will be made by authorized site personnel.

After the lock of the study database, any change of, modification of or addition to the data on the eCRFs should be made by the investigator with use of change and modification records of the eCRFs.

Corrections to eCRFs are recorded in an audit trail that captures the old information, the new information, identification of the person making the correction, the date the correction was made, and the reason for change. Reasons for significant corrections should also be included. The PI

must review the data change for completeness and accuracy, and must sign, or sign and seal, and date. In [REDACTED], the eCRF Data Clarification Form will be provided by the sponsor or designee.

After completion of the entry process, computer logic checks will be run to identify items, such as inconsistent dates, missing data, and questionable values.

The completed eCRFs are the sole property of the sponsor and should not be made available in any form to third parties, except for authorized representatives of appropriate governmental health or regulatory authorities, without written permission of the sponsor.

All data will have separate source documentation; no data will be recorded directly onto the eCRF.

10.1.8.2. Documentation and Retention of Records

The investigator must maintain accurate documentation (source data) that supports the information entered in the eCRF. Source documents provide evidence for the existence of the participant and substantiate the integrity of the data collected. Source documents are filed at the investigator's site. A definition of what constitutes source data and its origin can be found in Section 10.1.8.4.

Data entered in the eCRF that are transcribed from source documents must be consistent with the source documents or the discrepancies must be explained. The investigator may need to request previous source documents or transfer records, depending on the study. Also, current source documents must be available.

Study monitors will perform ongoing source data verification to confirm that data entered into the CRF by authorized site personnel are accurate, complete, and verifiable from source documents; that the safety and rights of participants are being protected; and that the study is being conducted in accordance with the currently approved protocol and any other study agreements, ICH GCP, and all applicable regulatory requirements. A risk-based monitoring approach will be used.

10.1.8.3. Data Handling

The full details of procedures for data handling will be documented in the Data Management Plan. AEs, medical history, and concurrent medical conditions will be coded using the MedDRA. Drugs will be coded using the World Health Organization Drug Dictionary/Japanese Drug Dictionary.

Data are to be entered into a clinical database as specified in the data management plan or similar. Quality control and data validation procedures are applied to ensure the validity and accuracy of the clinical database.

Data are to be reviewed and checked for omissions, errors, and values requiring further clarification using computerized and manual procedures. Data queries requiring clarification are to be communicated to the site for resolution. Only authorized personnel will make corrections to the clinical database, and all corrections are documented in an auditable manner.

10.1.8.4. Record Retention

The following procedure applies to countries other than [REDACTED].

The investigator agrees to keep the records stipulated in Section 10.1.8.1 and those documents that include (but are not limited to) the study-specific documents, the identification log of all participating participants, source documents, temporary media such as thermal sensitive paper, source worksheets, all original signed and dated informed eConsent forms (including consent to use digital tools and applications, if applicable), participant authorization forms regarding the use of personal health information (if separate from the informed eConsent forms), query responses/electronic copy of eCRFs, including the audit trail, and detailed records of drug disposition to enable evaluations or audits from regulatory authorities, the sponsor or its designees. Any source documentation printed on degradable thermal sensitive paper should be photocopied by the site and filed with the original in the participant's chart to ensure long-term legibility. Furthermore, ICH E6(R2) Section 5.5.11 requires the investigator to retain essential documents specified in ICH E6(R2) (Section 8) until at least 2 years after the last approval of a marketing application for a specified drug indication being investigated or, if an application is not approved, until at least 2 years after the investigation is discontinued and regulatory authorities are notified. In addition, ICH E6(R2) Section 5.5.11 states that the study records should be retained until an amount of time specified by applicable regulatory requirements or for a time specified in the study site agreement between the investigator and sponsor.

Refer to the study site agreement for the sponsor's requirements on record retention. The investigator should contact and receive written approval from the sponsor before disposing of any such documents.

The following procedure applies to sites in [REDACTED] only:

The investigator and the head of the study site agree to keep the records stipulated in Section 10.1.8.1 and those documents that include (but are not limited to) the study-specific documents, the identification log of all participating participants, source documents, temporary media such as thermal sensitive paper, source worksheets, all original signed and dated informed eConsent forms, participant authorization forms regarding the use of personal health information (if separate from the informed eConsent forms), telemedicine records, and query responses/electronic copy of eCRFs, including the audit trail, and detailed records of drug disposition to enable evaluations or audits from regulatory authorities, the sponsor or its designees. Any source documentation printed on degradable thermal sensitive paper should be photocopied by the site and filed with the original in the participant's chart to ensure long-term legibility. The investigator and the head of the institution are required to retain essential relevant documents until the day specified as 1) or 2) below, whichever comes later. However, if the sponsor requests a longer time period for retention, the head of the institution should discuss how long and how to retain those documents with the sponsor.

1. The day on which marketing approval of the study drug is obtained (or the day 3 years after the date of notification in the case that the investigation is discontinued).

2. The day 3 years after the date of early termination or completion of the study.

In addition, the investigator and the head of the institution should retain the essential relevant documents until the receipt of a sponsor-issued notification to state the retention is no longer required.

When proceeding to the local postmarketing study, the investigator and the head of the institution are required to retain essential relevant documents until the end of re-examination or re-evaluation, whichever comes later. However, if the sponsor requests a longer time period for retention, the head of the institution should discuss how long and how to retain those documents with the sponsor.

10.1.9. Study and Site Start and Closure

10.1.9.1. First Act of Recruitment

The first act of recruitment is the first site open.

For clinical trial disclosure purposes, the study start date is the date when the first participant signed the ICF.

10.1.9.2. Study/Site Termination

The sponsor may suspend or terminate the study, or part of the study, at any time for any reason. The sponsor reserves the right to close the study site at its sole discretion. Study sites will be closed on study completion. A study site is considered closed when all required documents and study supplies have been collected and a study-site closure visit has been performed.

If the study is suspended or terminated, the sponsor will ensure that applicable sites, regulatory agencies, CRO(s), and IRBs/IECs are notified as appropriate and as specified in applicable regulatory requirements. Additionally, the discontinuation of a registered clinical study which has been posted to a designated public website will be updated accordingly. Further, the investigator shall promptly inform the participants and should assure appropriate participant therapy and/or follow-up. If the study is terminated, the sponsor will make an end of study declaration to the relevant competent authority as required by Article 10(e) of Directive 2001/20/EC and the European Union (EU) Clinical Trial Regulation.

The investigator may initiate study-site closure at any time, provided there is reasonable cause and sufficient notice is given in advance of the intended termination.

Reasons for the early closure of a study site by the sponsor or investigator may include but are not limited to:

- For study termination or suspension:
 - Discontinuation of further study intervention development.
 - New information or other evaluation regarding the safety or efficacy of the study drug that indicates a change in the known benefit-risk profile for TAK-861 such

that the benefit-risk is no longer acceptable for participants participating in the study.

- The DMC recommends that the study should be suspended or terminated.
 - A finding (eg, PK, PD) from another nonclinical or clinical study using the study drug leads to the study being stopped for reasons unrelated to safety.
 - Data from drug(s) of the same class or methodology (or methodologies) used in this study become available and result in the study being stopped for reasons unrelated to safety.
 - Significant violation of GCP that compromises the ability to achieve the primary study objectives or compromises participant safety.
 - The sponsor terminates or suspends the study at any time for any other clinical or administrative reasons, eg, slow enrollment.
- For site termination or suspension:
 - Failure of the investigator to comply with the protocol, the requirements of the IRB/IEC or local health authorities, the sponsor's procedures, or GCP guidelines.
 - Inadequate or no recruitment (evaluated after a reasonable amount of time) of participants by the investigator.
 - Total number of participants enrolled earlier than expected.

[REDACTED]

[REDACTED]

[REDACTED]

[REDACTED]

[REDACTED]

[REDACTED]

[REDACTED]

[REDACTED]

10.1.9.3. Optional Study Participant Interviews

Participants who complete the TAK-861-2002 Phase 2 study may be asked whether they are interested in participating in a separate qualitative interview study to share their clinical trial experience. The qualitative interview study would have a separate protocol and ICF.

10.1.10. Publication Policy

Both during and after this study, all public disclosures containing data/information from this study must undergo *review and receive written approval* by the appropriate Takeda representative(s) *before* any public disclosure (including but not limited to submission,

presentation, posting on online platforms for archiving, and distribution of unpublished preprints).

This policy applies to all publication types, including: abstracts and presentations (oral and poster, including invited presentations) for scientific congresses; articles (original research manuscripts, review articles, invited articles), letters to the editor, and editorials, in scientific peer-reviewed journals; print, electronic and enhanced multimedia publications associated with traditional congress and journal publishing (such as, but not limited to, audio, visual/graphical or video abstracts or manuscript summaries; video or animated posters; augmented reality); books and book chapters.

Authorship will be determined in line with the requirements of the International Committee of Medical Journal Editors Recommendation for the Conduct, Reporting, Editing and Publication of Scholarly Work in Medical journals, unless otherwise required by the journal or forum where the publication appears.

Publications derived from this study may never contain participants' direct identifiers (such as participant identification number, initials) but may contain indirect/quasi identifiers (for example sex/gender, age/birth date, geographic indicators). Publications derived from this study may not include products' direct identifiers (lot numbers or batch numbers) unless specifically required by the journal or conference guidelines and if approved by Takeda.

10.1.11. Responsibilities of the Sponsor and the Investigator

10.1.11.1. Sponsor Responsibilities

The sponsor is responsible for designing and performing the study in accordance with ICH GCP Guideline E6, EU Directive 2001/20/EC, other applicable regulatory requirements and guidelines, and rules considering the rights, safety, and well-being of human participants.

The sponsor will perform all study-related activities with the exception of those identified in the clinical supplier list in the study manual. The identified vendors will perform these activities either in full or in partnership with the sponsor.

The sponsor ensures that local regulatory authority requirements are met before the start of the study. The sponsor (or designee) is responsible for the preparation, submission, and confirmation of receipt of any regulatory authority approvals required before release of study intervention for shipment to the site.

Takeda is funding the study and is responsible for collecting financial disclosure information from investigators and sub-investigators, for submission to regulatory authorities (Section 10.1.2).

The sponsor/ designee will supply the following:

- Documentation required for the study conduct, including but not limited to the study protocol, IB, study operations manual, other study conduct/ management documents and sample informed consent.

- Access to the IEC/IRB-approved version via an eConsent platform (Section 10.1.3).
- eCRFs, data management, and site monitoring (Section 10.1.7), including reconciliation with source documents (Section 10.1.8).

The sponsor is responsible for protecting the confidentiality of participants' data (Section 10.1.4).

The sponsor will fulfill its role in forming and managing any special committees as described in Section 10.1.5.

The sponsor is responsible for the reporting of data to regulators and the public disclosure of data as described in (Section 10.1.6). The sponsor is also responsible for maintaining a publication policy (Section 10.1.10) that balances the protection of participants' data (Section 10.1.4), public disclosure requirements (Section 10.1.6), and industry publication standards.

The sponsor and/or designee selects sites and performs study site start and closure activities (Section 10.1.9).

The sponsor will supply insurance for each participant in the study in accordance with the regulations applicable to the site where the participant is participating. If a local underwriter is required, then the sponsor or sponsor's designee will obtain clinical study insurance against the risk of injury to study participants. Refer to the study site agreement regarding the sponsor's policy on participant compensation and treatment for injury. If the investigator has questions regarding this policy, he or she should contact the sponsor or sponsor's designee.

10.1.11.2. Investigator Responsibilities

The investigator must perform the study in accordance with ICH GCP Guideline E6, EU Directive 2001/20/EC, other applicable regulatory requirements and guidelines, and rules considering the rights, safety, and well-being of human participants.

The investigator and any sub-investigators must adhere to this protocol, with major responsibilities summarized below.

It is the investigator's responsibility to ensure that adequate time, resources, and appropriately trained personnel are available before committing to participate in this study.

Each of the investigators will maintain a list of appropriately qualified persons to whom they have delegated significant study-related tasks. Investigators will provide their own curricula vitae and those of their sub-investigators to the study sponsor (or designee) before starting the study, and will, on request of the sponsor, provide additional documentation of any licenses and certifications necessary to demonstrate these qualifications.

The investigator and sub-investigators are required to disclose any potential conflicts of interest during or within 1 year after the end of the study (Section 10.1.2).

The investigator will either conduct the activities in the protocol personally or provide guidance and supervision to the staff who assist. The investigator will provide necessary information about the protocol and the responsibilities of individual personnel. The investigator will ensure that

study-related procedures, including study specific (nonroutine/nonstandard panel) screening assessments are NOT performed on potential participants, before the receipt of written approval from relevant governing bodies/authorities.

The investigator will communicate with the local IRB/IEC to ensure that it has performed initial review, continuing review, and approval of the protocol. The investigator will promptly report all changes in research activity and all anticipated risks to participants to the IRB/IEC. The investigator will report on the progress of the study to the IRB/IEC at least once per year and will issue a final report within 3 months of study completion.

The investigator will obtain valid informed consent from each participant in the study (Section 10.1.3). The investigator is responsible for screening participants and for enrolling only those participants who have met protocol eligibility criteria. If a potential research participant has a primary care physician, the investigator should, with the participant's consent, inform them of the participant's participation in the study.

The investigator must protect the participant's privacy rights as described in Section 10.1.4 and explain to the participant how their data will be used. The publication policy also encompasses some elements designed to protect individual participants' data (Section 10.1.10).

The investigator will prepare and maintain adequate case histories of all participants entered into the study, including hospital records and laboratory results (Section 10.1.8). The investigator will be responsible for reviewing data, reports, and interlaboratory/reader standardization methods (if applicable). The investigator or the investigator's designee (ie, authorized site personnel, as stated in the site delegation log) must enter data from the source documents (Section 10.1.8) into the eCRF with guidance from the study CRF Completion Guidelines or similar. The investigator will prepare correct and complete eCRFs for all participants and/or will check and confirm the contents of eCRFs entered by the subinvestigator or transcribed from the source data. The investigator will electronically sign the eCRFs as a means of attesting to the integrity of the data and will submit them to the sponsor. Furthermore, the investigator must retain full responsibility for the accuracy and authenticity of all data entered on the eCRFs. The investigator will maintain current records of the receipt, administration, and disposition of sponsor-supplied drugs (Section 10.1.7).

The investigator will maintain these data for a minimum of 2 years following notification by the sponsor that all investigations have been discontinued or that the regulatory authority has approved the marketing application. The investigator should contact and receive written approval from the sponsor before disposing of any such documents (Section 10.1.8).

The investigator will facilitate monitoring and auditing activities and will allow the regulatory authorities to inspect and copy GCP-specified essential documents.

The investigator has overall responsibility for dispensing study drug will return all unused sponsor-supplied study intervention, containers, and other study materials to the sponsor on completing or leaving the study. If the investigator suspends or terminates the study at their site,

the investigator will promptly inform the sponsor and the IRBs/IECs and provide them with a detailed written explanation (Section 10.1.9).

Upon study completion, the investigator will provide the sponsor, IRB/IEC, and regulatory agency with final reports and summaries as required by (inter)national regulations

10.1.11.2.1. PI/Coordinating Investigator

The PI/coordinating investigator will be required to review and sign the final clinical study report and by doing so agrees that it accurately describes the results of the study, in compliance with Directive 2001/83/EC as amended by Directive 2003/63/EC and ICH Guidance E3 (1995).

10.2 Clinical Laboratory Tests

Table 10.a lists the tests that will be performed for each laboratory specimen. These tests will be performed by the central laboratory.

Additional tests may be performed at any time during the study as determined necessary by the investigator or required by local regulations.

For non-commercial use only

Table 10.a Protocol-Required Laboratory Tests

Laboratory Tests	Parameters			
Hematology	Platelet count Hemoglobin Hematocrit ██████ ██████	RBC count		WBC count with absolute differential Neutrophils Lymphocytes Monocytes Eosinophils Basophils
Clinical Chemistry	BUN Creatinine Creatine kinase Triglycerides Lipid panel (HDL, LDL, total cholesterol)	Potassium Sodium Chloride Calcium Glucose Bicarbonate	AST ALT Alkaline phosphatase ██████	Total bilirubin ^a Total protein Albumin
Routine Urinalysis	Specific gravity, glucose, protein, blood, nitrites Microscopic examination (if blood or protein is abnormal)			
Pregnancy Testing	For participants of childbearing potential only: highly sensitive serum or urine hCG pregnancy test			
Other Screening Tests	If menopause is suspected: FSH and estradiol Serology (HIV antibody, HBsAg, and HCV) Alcohol screen Drug screen All study-required laboratory tests should be performed by a central laboratory. A local laboratory may be used for special circumstances after discussion with sponsor.			

ALT: alanine aminotransferase; ██████████; AST: aspartate aminotransferase; BUN: blood urea nitrogen; CSF: cerebrospinal fluid; FSH: follicle stimulating hormone; ██████████; hBsAg: hepatitis B surface antigen; hCG: human chorionic gonadotropin; HCV: hepatitis C virus; HDL: high density lipoprotein; ██████████; LDL: low density lipoprotein; ██████████; RBC: red blood cell; ULN: upper limit of normal; WBC: white blood cell.

██
██
██

10.2.1. Clinical Laboratory Assessments and Other Safety Assessments

A change in the value of a clinical laboratory parameter, physical examination finding, vital sign measure, or ECG assessment can represent an AE if the change is clinically relevant or if, during administration of study intervention, a shift of a parameter is observed from a value in the normative range to a value that is outside the reference range and considered clinically significant, or a further waning of an already clinically significant value. When evaluating such changes, the extent of deviation from the reference range, the duration until return to the reference range, either while continuing administration or after the end of administration with the

study intervention, and the range of variation of the respective parameter within its reference range, should also be considered.

If, at the end of the treatment phase, there are abnormal clinical laboratory (such as hematology panel or clinical chemistry panel), physical examination, vital sign, or ECG values that were not present at the pretreatment evaluation observed closest to the start of study treatment, further investigations should be performed until the values return to within the reference range or until a plausible explanation (eg, concomitant disease or expected disease evolution) is found for the abnormal values.

The investigator should assess, based on the above criteria and the clinical condition of the participant, whether a change in a clinical laboratory value, physical examination, vital sign, or ECG parameter is clinically significant and represents an AE. The assessment of clinical significance is recorded on the eCRF related to the assessment (for example, the clinical laboratory value eCRF), but an event that is also classified as an AE will be recorded on the AE page.

10.2.2. [REDACTED]

10.3 AEs and SAEs: Definitions and Procedures for Recording, Evaluating, Follow-up, and Reporting

10.3.1. Definition of AE

AE Definition
An AE is any untoward medical occurrence in a clinical study participant, temporally associated with the use of the study intervention, whether or not the occurrence is considered related to the study intervention.
An AE can therefore be any unfavorable and unintended sign (including an abnormal laboratory finding), symptom, or disease (new or exacerbated) temporally associated with the use of the study intervention.
An untoward finding generally may necessitate therapeutic intervention, require an invasive diagnostic procedure, or require discontinuation or a change in dose of study drug or a concomitant medication. (Repeated or additional noninvasive testing [eg, laboratory or ECG re-tests] for verification, evaluation, or monitoring of an abnormality is not considered a therapeutic intervention.)

Events Meeting the AE Definition

- New condition detected or diagnosed after the use of the study intervention(s), even though it may have been present before the start of the study.
- Exacerbation of a chronic or intermittent pre-existing condition including either an increase in frequency or intensity of the condition.
- Event that is of greater intensity, frequency, or duration than expected for the individual participant, or an event with a reasonable possibility that it was related to the study intervention.
- Any abnormal laboratory test results (hematology, clinical chemistry, or urinalysis) or other safety assessments (eg, ECG, radiological scans, physical examinations, vital signs measurements) that are clinically significant in the medical and scientific judgment of the investigator (ie, not related to progression of underlying disease), including those that worsen from baseline.

Signs, symptoms, or the clinical sequelae of a suspected drug-drug interaction

- An intentional overdose taken with possible suicidal/self-harming intent, regardless of sequelae.

Events NOT Meeting the AE Definition

- Situations in which an untoward medical occurrence did not occur (eg preplanned or elective surgery^a).
- Presence or expected progression, signs, or symptoms of the disease/disorder being studied, unless more severe than expected for the participant's condition.
- Any clinically significant abnormal laboratory findings or other abnormal safety assessments that are associated with the underlying disease, unless judged by the investigator to be more severe than expected for the participant's condition.
- Anticipated day-to-day fluctuations of pre-existing disease(s) or condition(s) present or detected at the start of the study that do not worsen^b.
- Medical or surgical procedure (eg, endoscopy, appendectomy): the condition that leads to the procedure is the AE.

^a Preplanned and elective surgeries are defined as those that were scheduled before signing of informed consent. See exceptions in Section 10.3.3.1. While these procedures are not considered AEs, they should be documented in the participant's source documents as described in Section 8.1.3.

^b Pre-existing conditions (present at the time of signing of informed eConsent) are considered concurrent medical conditions and should NOT be recorded as AEs. Likewise, baseline evaluations (eg, laboratory tests, ECG, x-rays) should NOT be recorded as AEs unless they are related to study procedures.

AE onset and resolution dates are defined as follows:

- Start date: the date when the first signs/symptoms were noted by the participant and/or investigator.
- End date: the date when the participant recovered, the event resolved but with sequelae, or the participant died.

CONFIDENTIAL

10.3.2. Definition of SAE

SAEs are events that meet BOTH the AE criteria described in Section 10.3.1 AND the criteria for seriousness below.

SAE Definition
An SAE is defined as any untoward medical occurrence that meets one or more of the criteria listed:
<ul style="list-style-type: none">• Results in death• Is life threatening <p>Note: The term <i>life threatening</i> in the definition of <i>serious</i> refers to an event in which the participant was at risk of death at the time of the event. It does not refer to an event, which hypothetically might have caused death, if it were more severe.</p>
<ul style="list-style-type: none">• Requires inpatient hospitalization or prolongation of existing hospitalization <p>Note: In general, hospitalization signifies that the participant has been admitted (usually involving at least an overnight stay) at the hospital or emergency ward for observation and/or treatment that would not have been appropriate in the physician's office or outpatient setting. Complications that occur during hospitalization are AEs. If a complication prolongs hospitalization or fulfills any other serious criteria, the event is serious. When in doubt as to whether hospitalization occurred or was necessary, the AE should be considered serious.</p> <p>Hospitalization for elective treatment of a pre-existing condition that did not worsen from baseline is not considered an AE.</p>
<ul style="list-style-type: none">• Results in persistent or significant disability/incapacity <p>Note: The term disability means a substantial disruption of a person's ability to conduct normal life functions.</p> <p>This definition is not intended to include experiences of relatively minor medical significance such as uncomplicated headache, nausea, vomiting, diarrhea, influenza, and accidental trauma (eg, sprained ankle) that may interfere with or prevent everyday life functions but do not constitute a substantial disruption.</p>
<ul style="list-style-type: none">• Is a congenital anomaly/birth defect• Other situations:<ul style="list-style-type: none">– Is an important medical event.– May require intervention to prevent one of the outcomes listed above.– May expose the participant to danger, even though the event is not immediately life threatening or fatal or does not result in hospitalization.– Medical or scientific judgment should be exercised by the investigator in deciding whether SAE reporting is appropriate in other situations such as significant medical events that may jeopardize the participant or may require medical or surgical intervention to prevent one of the other outcomes listed in the above definition. These events should usually be considered serious. <p>█ [REDACTED]</p> <p>[REDACTED]</p>

10.3.3. Additional Considerations in Identifying and Defining AEs

10.3.3.1. Defining Discrete AEs

Each reported AE should represent a single diagnosis, if the diagnosis is known. Accompanying signs (including abnormal laboratory values or ECG findings) or symptoms should NOT be recorded as additional AEs UNLESS the diagnosis is unknown. Specific examples are as follows:

Laboratory values and ECG findings:

- If abnormal laboratory values or ECG findings are the result of pathology for which there is an overall diagnosis (eg, increased creatinine in renal failure), the diagnosis should be reported as the AE.

Worsening of a condition:

If the participant experiences a worsening or complication of a medical condition, the worsening or complication should be recorded as an AE. Investigators should ensure that the event term recorded captures the change in the condition (eg, “worsening of...”). This includes:

- Pre-existing conditions present at the time of signing of informed eConsent.
- Pre-existing episodic concurrent medical conditions (eg, asthma, epilepsy): An episode should only be recorded as an AE if the condition becomes more frequent, serious, or severe in nature.
- A degenerative concurrent medical condition (eg, cataracts, rheumatoid arthritis): Worsening of the condition should only be recorded as an AE if it occurs to a greater extent than expected.
- Worsening or complication of an AE after any change in study drug: The worsening or complication should be recorded as a new AE.

Complications associated with preplanned procedures:

- Changes in plan and surgical complications associated with preplanned or elective surgeries, therapies, or procedures should be recorded as AEs.
- If a preplanned procedure is performed early (eg, as an emergency) due to a worsening of the pre-existing condition, the worsening of the condition should be recorded as an AE.
- Complications resulting from an elective surgery should be recorded as AEs.

Changes in intensity of AEs:

- If the participant experiences changes in intensity of an AE, the event should be recorded once with the maximum intensity recorded.

10.3.3.2. AEs of Special Interest

An AE of special interest (serious or non-serious) is one of scientific and medical concern specific to the compound or program, for which ongoing monitoring and rapid communication by the investigator to Takeda may be appropriate. Such events may require further investigation in order to characterize and understand them.

On the basis of nonclinical data for TAK-861, clinical data for the compounds with the same mechanism of action and literature information on the association between OX2R agonism and cardiovascular effects, as well as effects on wakefulness in nonclinical models, the following are identified as potential risks and AEs of special interest for the study drug:

- BP increases.
- HR increases.
- Insomnia.
- Bladder events.

BP and HR are monitored throughout the study at every planned visit. The participant should be promptly discontinued from the study if they meet the BP/HR specific discontinuation criteria as specified in Section 7.1. [REDACTED]

There are no special monitoring requirements for insomnia and bladder events other than routine AE monitoring. However every attempt should be made to get more clarity on the type of bladder event and insomnia the participant experienced.

AEs of special interest must be recorded as AEs/SAEs in the eCRF. They will follow the same reporting procedures for AEs/SAEs as mentioned in Section 10.3.4. All AEs of special interest must be followed up until resolution.

10.3.4. Recording and Follow-Up of AE and/or SAE

AE and SAE Recording
<p>When an AE/SAE occurs, it is the responsibility of the investigator to review all documentation (eg, hospital progress notes, laboratory reports, and diagnostics reports) related to the event. The investigator will then record all relevant AE/SAE information. Each event must be categorized in terms of the attributes below, over the entire course of the event, including the start and stop dates. It is not acceptable for the investigator to send photocopies of the participant's source documents to the safety report contact listed in the study operations manual/the contact list in lieu of completion of the required Takeda Safety Reporting form.</p> <p>There may be instances when copies of source documents for certain cases are requested by the CRO, the sponsor, or the responsible medical monitor. In this case, all participant identifiers, with the exception of the participant number, will be redacted on the copies of the source documents before submission to the CRO, the sponsor, or the responsible medical monitor.</p> <p>The investigator will attempt to establish a diagnosis of the event based on signs, symptoms, and/or other clinical information. Whenever possible, the diagnosis (not the individual signs/symptoms) will be documented as the AE/SAE.</p>

10.3.4.1. Frequency

Assessment of Frequency
<p>The investigator should assess and record the frequency of the event. Episodic AEs (eg, vomiting) or those that occur repeatedly over a period of consecutive days are intermittent. All other events are continuous.</p>

10.3.4.2. Intensity

Assessment of Intensity
<p>The investigator will assess the intensity for each AE and SAE (including any laboratory abnormality) reported during the study and assign it to one of the following categories:</p>
<p>Mild: An AE that is usually transient, easily tolerated by the participant, and may require only minimal treatment or therapeutic intervention. The event does not generally interfere with usual activities of daily living.</p>
<p>Moderate: An AE that is usually alleviated with additional specific therapeutic intervention. The event causes discomfort and interferes with usual activities of daily living, but poses no significant or permanent risk of harm to the research participant.</p>
<p>Severe: An AE that interrupts usual activities of daily living, or significantly affects clinical status, or may require intensive therapeutic intervention.</p>
<p>Please note: Intensity and seriousness are separate concepts. The terms "severe" and "serious" are not synonymous. Because serious events usually pose a threat to a participant's life or ability to function, seriousness (not intensity) serves as a guide for defining regulatory reporting obligations.</p>

10.3.4.3. Causality/Relatedness

Assessment of Causality	
The investigator must assess the relationship between the study drug and each occurrence of each AE/SAE based on the criteria below:	
Related:	An AE that follows a reasonable temporal sequence from administration of the study intervention(s) (including the course after withdrawal of the intervention), or for which possible involvement of the drug cannot be ruled out, although factors other than the drug, such as underlying diseases, complications, concomitant medications and concurrent treatments, may also be responsible. A reasonable possibility of a relationship conveys that there are facts, evidence, and/or arguments to suggest a causal relationship, rather than a relationship cannot be ruled out.
Not related:	An AE that does <i>not</i> follow a reasonable temporal sequence from administration of the study intervention(s) and/or that can reasonably be explained by other factors, such as underlying diseases, complications, concomitant medications and concurrent treatments.
<p>The investigator will also consult the IB and/or product information, for marketed products, in their assessment.</p> <p>For each AE/SAE, the investigator must document in the medical notes that he/she has reviewed the AE/SAE and has provided an assessment of causality.</p> <p>There may be situations in which an SAE has occurred and the investigator has minimal information to include in the initial report. However, it is very important that the investigator always make an assessment of causality for every event before the initial transmission of the SAE data. The causality assessment is one of the criteria used when determining regulatory reporting requirements.</p> <p>The investigator may change their opinion of causality in light of follow-up information and send an SAE follow-up report with the updated causality assessment.</p>	

10.3.4.4. Action Taken

Action Taken Concerning Intervention(s)
<p>The investigator must make note of the action taken concerning the study drug:</p> <ul style="list-style-type: none"> • Dose not changed. • Drug interrupted. • Drug withdrawn. • Dose delayed. • Unknown. • Not applicable: a study drug was stopped for a reason other than the particular AE (eg, the study has been terminated, the participant died, dosing with study drug was already stopped before the onset of the AE). <p>For any AE that was ongoing at the time of a participant's death, the study intervention action should reflect the most recent action that had been taken at the time of death (eg, drug interrupted, reduced, withdrawn). If the participant had never received the study intervention, the action taken should be</p>

recorded as “dose not changed” or “not applicable.” The study intervention action of “withdrawn” should not be selected solely as a result of the participant’s death.

10.3.4.5. Outcome

Outcome

Recovered/resolved: The participant returned to first assessment status with respect to the AE.

Recovered/resolved with sequelae: The participant recovered from an acute AE but was left with permanent/significant impairment.

Recovering/resolving: The intensity has decreased by 1 or more stages; the diagnosis or signs/symptoms have almost disappeared; the abnormal laboratory value has improved, but has not returned to the reference range or to baseline; the participant died from a cause *other than* the this particular AE.

Not recovered/not resolved: There is no change in the diagnosis, signs or symptoms; the intensity of the diagnosis, signs/symptoms, or laboratory value on the last day of the observed study period is now worse than when it started; is an irreversible congenital anomaly; the participant died from another cause.

Fatal: The AE is considered to be the cause of death or contributed to the participant’s death.

Unknown: The course of the AE cannot be followed up due to hospital change or residence change at the end of the participant’s participation in the study.

10.3.4.6. Follow-Up

Follow-up of AEs and SAEs

The investigator is obligated to perform or arrange for the conduct of supplemental measurements and/or evaluations as medically indicated or as requested by the sponsor to elucidate the nature and/or causality of the AE or SAE as fully as possible. This may include additional laboratory tests or investigations, histopathological examinations, or consultation with other health care professionals. If a participant dies during participation in the study or during a recognized follow-up period, the investigator will provide the sponsor with a copy of any postmortem findings including histopathology. New or updated information will be recorded in the originally submitted documents. The investigator will submit any updated SAE data to the sponsor within 24 hours of receipt of the information.

10.3.4.6.1. Reference Safety Information

The reference safety information (RSI) for this study is the IB, which the sponsor has provided under separate cover to all investigators.

10.3.4.6.1.1. *Unexpected AEs*

An unexpected AE is an AE whose nature, severity, specificity, or outcome is not consistent with the term, representation, or description used in the RSI. “Unexpected” also refers to the AEs that are mentioned in the IB as occurring with a class of drugs or as anticipated from the pharmacological properties of the product, but are not specifically mentioned as occurring with the particular product under investigation.

The expectedness of AEs will be determined by the sponsor using the IB as the RSI. This determination will include considerations such as the number of AEs previously observed, but will not be based on what might be anticipated based on the pharmacological properties of a product.

10.3.4.6.2. *TEAE*

As described in Section 10.3.4, all AEs will be collected from the time when the ICF is signed. For reporting purposes in the study, a TEAE is defined as any event emerging or manifesting at or after the initiation of treatment with an study intervention of medicinal product or any existing event that worsens in either intensity or frequency following exposure to the study intervention or medicinal product.

10.3.5. **Expedited Reporting of SAEs and Selected AEs**

This section describes the expedited reporting required for certain types of events, in addition to eCRF completion:

- Sites must report SAEs immediately, and in no case in more than 24 hours.

SAE Reporting to the CRO/Sponsor via an Electronic Data Collection Tool

The primary mechanism for reporting an SAE to the safety contact listed in the study operations manual/the contact list will be the electronic data collection tool.

If the electronic system is unavailable, then the site will use the paper SAE data collection tool to report the event within 24 hours.

The site will enter the SAE data into the electronic system as soon as it becomes available.

After the study is completed at a given site, the electronic data collection tool will be taken offline to prevent the entry of new data or changes to existing data.

If a site receives a report of a new SAE from a study participant or receives updated data on a previously reported SAE after the electronic data collection tool has been taken offline, then the site can report this information on a paper SAE form or to the contact provided on the contact list.

Contacts for SAE reporting can be found in study operations manual/the contact list.

10.3.5.1. [REDACTED]

10.3.5.2. **Safety Reporting to Investigators, IRBs or IECs, and Regulatory Authorities**

The sponsor will be responsible for identifying and reporting all suspected unexpected serious adverse reactions (SUSARs) and any other applicable SAEs to regulatory authorities, investigators, and IRBs or IECs in accordance with national regulations in North America, Europe, and Asia Pacific. AEs that are already classified as expected (and therefore are not SUSARs) are listed in the RSI (see Section 10.3.4.6.1 for the location of the RSI).

- SUSARs will be submitted to the regulatory authorities as an expedited report within 7 days for fatal and lifethreatening events and 15 days for other serious events, relative to the first awareness of an event by/or further provision to the sponsor or sponsor's designee, unless otherwise required by national regulations.
- The sponsor will prepare an expedited reports for other safety issues that might materially alter the current benefit-risk assessment of a study drug/sponsor supplied drug, or that would be sufficient to consider changes in the study drug/sponsor supplied drug administration or in the overall conduct of the study.

The study site will forward a copy of all expedited reports to its IRB or IEC in accordance with local regulations.

10.4 **Contraceptive and Barrier Guidance**

10.4.1. **Definitions**

For the purposes of this study, reproductive status is defined as follows:

- **Non-pregnant:** Negative urine and/or serum β -hCG pregnancy test result
- Female who is not of childbearing potential:
 - Premenarchal and 1 of the following:
 - Tanner stage 1.
 - Younger than 9 years of age.
 - Surgically sterile for at least 6 weeks at screening (defined as having undergone one of the following procedures: hysterectomy, bilateral tubal ligation, bilateral oophorectomy or bilateral salpingectomy).
 - Postmenopausal at screening (defined as no menses for 12 months without an alternative medical cause). A high FSH level in the postmenopausal range

(FSH >40 IU/L) may be used to confirm a postmenopausal state in younger women (eg, those aged <45 years) or women who are not using hormonal contraception or hormonal replacement therapy. However, in the absence of 12 months of amenorrhea, a single FSH measurement is insufficient.

- Person who **is of childbearing potential**: after menarche and until becoming postmenopausal unless permanently sterile by the definition above.
- Male who **is not fertile**: pre-puberty OR post-puberty but permanently sterile by bilateral orchidectomy. Sterilized males should be at least 1 year postbilateral vasectomy and have confirmed that they have obtained documentation of the absence of sperm in the ejaculate or have had bilateral orchidectomy.
- Male who **is fertile**: post puberty, unless permanently sterile by the definition above.

10.4.2. Contraception Guidance

In this study, the use of highly effective contraception is generally required unless otherwise noted. In addition, contraceptive use should be consistent with local regulations regarding the use of contraceptive methods for participants in clinical studies.

The failure rates of contraceptives that are used consistently and correctly may differ in typical use. Therefore, when study participation requires any of these methods of contraception to be used, participants must commit to using them:

- Consistently throughout the required period.
- Correctly, as described below and in any labeling associated with the method.

Contraception requirements depend in part on the reproductive status of the participant and the participant's partner.

Table 10.b Acceptable Contraception Methods and Lactation Guidance for this Study

Highly Effective Contraceptives: Failure rate of <1% per year - when used consistently and correctly

User Dependent

- Combined (estrogen and progestogen containing) hormonal contraception associated with inhibition of ovulation^{a,b}
 - Oral
 - Intravaginal
 - Transdermal
 - Progestogen only hormonal contraception associated with inhibition of ovulation^{a,b}
 - Oral
 - Injectable
 - Sexual abstinence^c
-

Low User Dependency

- Implantable progestogen only hormonal contraception associated with inhibition of ovulation^{a,b}
 - Intrauterine device
 - Intrauterine hormone-releasing system
 - Bilateral tubal occlusion
 - Vasectomy; vasectomized partner^{d,e}
-

Measures Intended to Prevent Fetal and Neonatal Exposure via Sperm or Breastmilk

- Participants with a pregnant or breastfeeding partner must agree to remain abstinent from penile-vaginal intercourse or use a male condom during each episode of penile penetration throughout the duration of the study and for [REDACTED] (ie, [REDACTED]) after the last dose of study drug.
-

^a Hormonal contraceptives must be stabilized [REDACTED].

^b Hormonal contraception may be susceptible to interaction with the study drug, which may reduce the efficacy of the contraceptive method. Therefore, participants using hormonal contraception to fulfill the requirement for highly effective contraception must also use a barrier method of contraception (eg, condom use) during the treatment period and for [REDACTED] after the last dose of study drug (i.e., a total of [REDACTED]).

^c Sexual abstinence is considered a highly effective method only if defined as refraining from heterosexual intercourse during the entire period of risk associated with the study treatment. The reliability of sexual abstinence needs to be evaluated in relation to the duration of the study and the preferred and usual lifestyle of the participant.

^d A vasectomy is a highly effective contraceptive method *only if* the absence of sperm has been confirmed. If not, an additional highly effective method of contraception should be used.

^e For participants of childbearing ability, having a vasectomized partner is a highly effective contraception method provided that the partner is the participant's sole partner and that the absence of sperm has been confirmed. If not, an additional highly effective method of contraception should be used.

Table 10.c Unacceptable Contraception Methods

Methods that are unacceptable in *any* study requiring contraception

- Periodic abstinence (calendar, symptothermal, post-ovulation methods)
- Withdrawal (*coitus interruptus*)
- Spermicides only
- Lactational amenorrhea method
- Use of both female condom and male condom together at the same time

Contraceptives that are effective but have a failure rate of >1% per year when used consistently and correctly are insufficient in a study requiring highly effective contraception (ie, <1% failure rate)

- Progestogen-only oral hormonal contraception, where inhibition of ovulation is not the primary mode of action
 - Male or female condom with or without spermicide
 - Cap, diaphragm or sponge with spermicide
-

In addition, male participants must be advised not to donate sperm from signing of the ICF to [REDACTED] after the last dose of study drug.

10.4.3. Pregnancy

If any participant is found to be pregnant during the study, the participant should be withdrawn and any sponsor-supplied intervention(s) should be immediately discontinued.

If a participant's partner becomes pregnant during the study or within [REDACTED] (ie, [REDACTED]) after the last dose, the participant's partner should be asked for consent to record and follow the pregnancy.

If the pregnancy occurs during or after administration of blinded intervention(s), the investigator must inform the participant of their right to receive treatment information. If the participant chooses to receive unblinded treatment information, the individual blind should be broken by the investigator.

If the pregnant participant or the participant's pregnant partner agrees, the investigator should notify their primary care physician that the participant/participant's partner was participating in a clinical study when they became pregnant and provide details about the intervention the participant received (blinded or unblinded, as applicable).

If the pregnancy occurs during administration of active study intervention (eg, from Day 1) until the last follow-up, the pregnancy should be reported immediately, using a pregnancy notification form, to the contact listed in the contact information list.

Pregnancies for which regulatory reporting is not required include:

- Pregnancies that occurred during the pretreatment phase.
- Pregnancies in participants (or their partners) who were unblinded and found to be randomized to placebo.

All pregnancies in participants on study intervention(s) including/excluding the comparator or their partners will be followed up to final outcome, using the pregnancy form. Pregnancies will remain blinded to the study team. The outcome, including any premature termination, must be reported to the sponsor. An evaluation after the birth of the child will also be conducted.

10.5 [REDACTED]

[REDACTED]

[REDACTED]

[REDACTED]

[REDACTED]

[REDACTED]

[REDACTED]

[REDACTED]

[REDACTED]

Table 10.d

[REDACTED]

10.6 Country-Specific Requirements

Not applicable.

10.7 Abbreviations and Definitions

10.7.1. Abbreviations

[REDACTED]	[REDACTED]
AE	adverse event
ALT	alanine aminotransferase
AST	aspartate aminotransferase
[REDACTED]	[REDACTED]
[REDACTED]	[REDACTED]
BMI	body mass index
BP	blood pressure
[REDACTED]	[REDACTED]
[REDACTED]	[REDACTED]
[REDACTED]	[REDACTED]
COVID-19	coronavirus disease 2019
[REDACTED]	[REDACTED]
CRO	contract research organization
CSF	cerebrospinal fluid
C-SSRS	Columbia Suicide Severity Rating Scale
[REDACTED]	[REDACTED]
DMC	data monitoring committee
DNS	disturbed nighttime sleep
DSM-5	Diagnostic and Statistical Manual of Mental Disorders, 5th Edition
ECG	electrocardiogram
eConsent	electronic consent
eCRF	electronic case report form
eDiary	electronic diary
EDS	excessive daytime sleepiness
[REDACTED]	[REDACTED]
ESS	Epworth Sleepiness Scale
EU	European Union
EudraCT	European Union Drug Regulating Authorities Clinical Trials
[REDACTED]	[REDACTED]
GCP	Good Clinical Practice
[REDACTED]	[REDACTED]
hCG	human chorionic gonadotropin
HR	heart rate
IB	investigator's brochure

ICF	informed consent form (including electronic consent where applicable)
ICH	International Council for Harmonisation of Technical Requirements for Registration of Pharmaceuticals for Human Use
ICSD-3	International Classification of Sleep Disorders, 3rd Edition
██████	██
IEC	independent ethics committee
██████	██
IRB	institutional review board
IRT	interactive response technology
██████	██
LTE	long-term extension
██████	██
MDE	major depressive episode
MedDRA	Medical Dictionary for Regulatory Activities
MMRM	mixed model for repeated measures
MSLT	Multiple Sleep Latency Test
MWT	Maintenance of Wakefulness Test
██████	██
██████	██
NT1	narcolepsy type 1
NT2	narcolepsy type 2
██████	██
OX	orexin
OX2R	orexin type-2 receptor
PD	pharmacodynamic(s)
██████	██
██████	██
PI	principal investigator
PK	pharmacokinetic(s)
PSG	polysomnography
██████	██
QD	once daily
QTcF	QT interval with Fridericia correction method
REM	rapid eye movement
RSI	reference safety information
SAE	serious adverse event
██████	██
SOA	schedule of activities
SOREMP	sleep onset REM period

SUSAR	suspected unexpected serious adverse reaction
TEAE	treatment-emergent adverse event
█	████████████████████
████	██
ULN	upper limit of normal
█	████████████████████

10.8 Protocol Amendment History

Date	Document	Global/Country/Site Specific
13 September 2022	Original Protocol	Global

For non-commercial use only

11. References

ABAD, V. C. & GUILLEMINAULT, C. 2017. New developments in the management of narcolepsy. *Nat Sci Sleep*, 9, 39-57.

AMERICAN ACADEMY OF SLEEP MEDICINE 2014. *International classification of sleep disorders. 3rd ed. (ICSD-3)*, Rochester, MN, American Academy of Sleep Medicine.

AMERICAN ACADEMY OF SLEEP MEDICINE 2014. *International classification of sleep disorders (ICSD-3)*, Rochester, MN, American Academy of Sleep Medicine.

[REDACTED]

[REDACTED]

[REDACTED]

BILLIARD, M., BESSET, A. & CADILHAC, J. 1983. The clinical and polygraphic development of narcolepsy. In: GUILLEMINAULT, C. & LUGARESI, E. (eds.) *Sleep/Wake Disorders: Natural History, Epidemiology, and Long-Term Evolution*. New York, NY: Raven Press.

[REDACTED]

[REDACTED]

[REDACTED]

[REDACTED]

HUANG, S. C., DAI, Y. W., LEE, Y. H., CHIOU, L. C. & HWANG, L. L. 2010. Orexins depolarize rostral ventrolateral medulla neurons and increase arterial pressure and heart rate in rats mainly via orexin 2 receptors. *J Pharmacol Exp Ther*, 334, 522-9.

[REDACTED]

[REDACTED]

[REDACTED]

[REDACTED]


POSNER, K., MELVIN, G. A., STANLEY, B., OQUENDO, M. A. & GOULD, M. 2007a. Factors in the assessment of suicidality in youth. *CNS Spectr*, 12, 156-62.

POSNER, K., OQUENDO, M. A., GOULD, M., STANLEY, B. & DAVIES, M. 2007b. Columbia Classification Algorithm of Suicide Assessment (C-CASA): classification of suicidal events in the FDA's pediatric suicidal risk analysis of antidepressants. *Am J Psychiatry*, 164, 1035-43.

TABUCHI, S., TSUNEMATSU, T., BLACK, S. W., TOMINAGA, M., MARUYAMA, M., TAKAGI, K., MINOKOSHI, Y., SAKURAI, T., KILDUFF, T. S. & YAMANAKA, A. 2014. Conditional ablation of orexin/hypocretin neurons: a new mouse model for the study of narcolepsy and orexin system function. *J Neurosci*, 34, 6495-509.

THORPY, M. J. & DAUVILLIERS, Y. 2015. Clinical and practical considerations in the pharmacologic management of narcolepsy. *Sleep Med*, 16, 9-18.

Appendix 2



Appendix 3 ICSD-3 Criteria for NT2

The criteria for NT2 (narcolepsy without cataplexy) are as follows:

Criteria a) to e) must be met.

- a) The participant has daily periods of irrepressible need to sleep or daytime lapses into sleep occurring for at least 3 months.
- b) A mean sleep latency of ≤ 8 minutes and 2 or more SOREMPs are found on an MSLT performed according to standard techniques. A SOREMP (within 15 minutes of sleep onset) on the preceding nocturnal polysomnogram may replace one of the SOREMPs on the MSLT.
- c) Cataplexy is absent.¹
- d) Either CSF hypocretin-1 concentration has not been measured or CSF hypocretin-1 concentration measured by immoreactivity is either >110 pg/mL or $>1/3$ of mean values obtained in normal subjects with the same standardized assay.²
- e) The hypersomnolence and/or MSLT findings are not better explained by other causes such as insufficient sleep, obstructive sleep apnea, delayed sleep phase disorder, or the effect of medication or substances or their withdrawal.

1. If cataplexy develops later, then the disorder should be reclassified as NT1.

2. If the CSF Hcrt-1 concentration is tested at a later stage and found to be either ≤ 110 pg/mL of $<1/3$ of mean values obtained in normal subjects with the same assay, then the disorder should be reclassified as NT1.

Source: (American Academy of Sleep Medicine, 2014)