

Statistical and Epidemiological Analysis Plan (SEAP) for Non-Interventional Study (NIS)

Document Number:	c39712001-02
BI Study Number:	1245-0228
BI Investigational Product(s)	Jardiance® (empagliflozin)
Title:	Comparative cardiovascular and renal effectiveness and safety of Empagliflozin and other SGLT2i in patients with type 2 diabetes (T2D), with and without baseline kidney disease in the United States: Statistical an Epidemiological Analysis Plan
Brief lay title:	Evaluating comparative effectiveness of empagliflozin in patients with type 2 diabetes with and without chronic kidney disease
SEAP version identifier:	2.0
Date of last version of SEAP:	8 July 2022
Date of current version of SEAP:	28 July 2023
NIS Statistician [SEAP author]	[REDACTED]
NIS [REDACTED] [SEAP reviewer]	[REDACTED]
NIS Data [REDACTED] [SEAP reviewer]	[REDACTED]

Boehringer Ingelheim


Page 2 of 407

Statistical and Epidemiological Analysis Plan (SEAP) for Non-Interventional Study (NIS)

BI Study Number 1245-0228


c39712001-02

Proprietary confidential information © 2023 Boehringer Ingelheim International GmbH or one or more of its affiliated companies

RWE CoE: [SEAP reviewer]	 Real World Data and Analytics, BI
Page 1 of 407	
Proprietary confidential information © 2023 Boehringer Ingelheim Group of companies. All rights reserved. This document may not - in full or in part - be passed on, reproduced, published or otherwise used without prior written permission	

1. TABLE OF CONTENTS

TITLE PAGE	1
1. TABLE OF CONTENTS.....	3
2. LIST ABBREVIATIONS.....	5
3. RESPONSIBLE PARTIES.....	7
4. PURPOSE AND SCOPE.....	8
5. AMENDMENTS AND UPDATES.....	9
6. RESEARCH QUESTION AND OBJECTIVE.....	10
7. RESEARCH METHODS	11
7.1 STUDY DESIGN.....	11
7.2 SETTING	11
7.3 STUDY PERIOD	11
7.4 STUDY POPULATION.....	11
7.4.1 Inclusion and exclusion criteria.....	12
7.4.2 Preliminary patient counts.....	13
7.5 STUDY VISITS	14
7.5.1 Baseline period (lookback period)	14
8. VARIABLES	15
8.1 Exposures	15
8.1.1 Study medications	16
8.1.2 Operational definitions on how to identify each of the index medication cohorts	17
8.1.3 Definition of censored follow-up end	17
8.2 Outcomes.....	19
8.2.1 Primary outcomes.....	20
8.2.2 Secondary outcomes.....	20
8.3 Covariates.....	22
9. DATA SOURCES	32
10. DATA MANAGEMENT AND SOFTWARE/TOOLS	33
10.1 Software/Tools	33
10.2 Handling of Missing Values.....	33

10.3	Handling of Inconsistencies in Data and Outliers	33
11.	DATA ANALYSIS.....	34
11.1	Phased Approach.....	34
11.2	Propensity score models and overlap weighting.....	34
11.3	Descriptive analyses	35
11.4	Comparative effectiveness analyses.....	35
11.4.1	Empagliflozin vs. DPP4i	35
11.4.2	SGLT2i vs. GLP1RA	36
		
11.6	Safety Analysis.....	38
12.	QUALITY CONTROL.....	39
13.	REFERENCES	40
13.1	PUBLISHED REFERENCES.....	40
13.2	UNPUBLISHED REFERENCES	40
14.	ANNEXES.....	41
	ANNEX 1. LIST OF STANDALONE DOCUMENTS	41
	ANNEX 2. PROPOSED TABLES AND FIGURES.....	42
	ANNEX 3. REVIEWERS AND APPROVAL SIGNATURES	69
	ANNEX 4. CODELIST	70

2. LIST ABBREVIATIONS

ACD	All-Cause Death
ADR	Adverse Drug Reaction
AE	Adverse Event
AESI	Adverse Event of Special interest
AKI	Acute Kidney Injury
ASMD	Absolute Standardized Mean Difference
AT	As-Treated
AV	Ambulatory Visit
BI	Boehringer Ingelheim
CA	Competent Authority
CCDS	Company Core Data Sheet
CDM	Common Data Model
CI	Confidence Interval
CML	Local Clinical Monitor
CRA	Clinical Research Associate
CRF	Case Report Form
CTCAE	Common Terminology Criteria for Adverse Events
CTP	Clinical Trial Protocol
CV	Cardiovascular
DKD	Diabetic Kidney Disease
DMRP	Data Management and Review Plan
DPP4i	Dipeptidyl Peptidase-4 inhibitor
eCRF	Electronic Case Report Form
ED	Emergency Department
EHR	Electronic Health Record
ENCePP	European Network of Centres for Pharmacoepidemiology and Pharmacovigilance
ESRD/ESKD	End Stage Renal (Kidney) Disease
FDA	Food and Drug Administration
GCP	Good Clinical Practice

GEP	Good Epidemiological Practice
GLP1RA	Glucagon-like Peptide-1 Receptor Agonists
GPP	Good Pharmacoepidemiology Practice
GVP	Good Pharmacovigilance Practices
HF	Heart Failure
HR	Hazard Ratio
IB	Investigator's Brochure
IEC	Independent Ethics Committee
IQR	Interquartile Range
IRB	Institutional Review Board
ITT	Intent-to-treat
MAH	Marketing Authorization Holder
MedDRA	Medical Dictionary for Regulatory Activities
NIS	Non-Interventional Study
PASS	Post-Authorization Safety Study
PCORnet	Patient Centered Outcomes Research Network
PS	Propensity Score
QC	Quality Control
SAE	Serious Adverse Event
SEAP	Statistical and Epidemiological Analysis Plan
SGLT2i	Sodium glucose co-transporter-2 inhibitors
SOP	Standard Operating Procedure
SSDC	Study Specific Data Characterization
T1D	Type 1 Diabetes Mellitus
T2D	Type 2 Diabetes Mellitus
TH	Telehealth Visit
UTI	Urinary Tract Infection

3. RESPONSIBLE PARTIES

Non-interventional study (NIS) Statistician (statistical epidemiological analysis plan [SEAP] author): [REDACTED]

Other supporting parties:

Name, degree(s)	Title	Affiliation	Address
[REDACTED]	Global Epidemiologist	Boehringer Ingelheim International GmbH	[REDACTED]
[REDACTED]	Global RWE Analytics Center of Excellence	Boehringer Ingelheim International GmbH	[REDACTED]
[REDACTED]	Statistical Research Scientist	[REDACTED]	[REDACTED]
[REDACTED]	Informaticist	[REDACTED]	[REDACTED]
[REDACTED]	[REDACTED] Investigator	[REDACTED]	[REDACTED]
[REDACTED]	Co-investigator	[REDACTED]	[REDACTED]

SEAP reviewers are:

- BI NIS [REDACTED] [SEAP reviewer] (in all cases): [REDACTED], Global Epidemiology
- NIS Data [REDACTED] [SEAP reviewer] (in all cases): [REDACTED], [REDACTED]
- RWE CoE [SEAP reviewer] (for all globally initiated studies and for local studies) involving BI products and Global NIS not involving BI products: [REDACTED], Real World Evidence CoE
- TSTAT (for NISnd only): Not Applicable
- TM Epi [SEAP reviewer] (When BI NIS lead is not TM Epi; in all cases): Not Applicable

4. PURPOSE AND SCOPE

SEAP reviewers are expected to be familiar with the NIS protocol entitled “Comparative cardiovascular and renal effectiveness and safety of Empagliflozin and other SGLT2i in patients with type 2 diabetes (T2D), with and without baseline kidney disease in the United States”, version 1.0 dated 10 June 2022 unless otherwise stated.

The SEAP addresses the details of the implementation of this study. In the SEAP, you can find operational definitions on how to identify each of the index medication cohorts, detailed data analysis plan such as the propensity score weighting, and main analysis plan. In addition, the study codelists are captured in the accompanying document entitled 1245.0228 Empa DKD Codelist Master with Sources 15June2023.xlsx.

5. AMENDMENTS AND UPDATES

Amendment Number	Date	Section of the study protocol	Amendment or update	Reason
1	26 May 2023	5.0 6.0 7.0	Removal of analyses involving comparison of empagliflozin vs GLP1RA.	Phase 1 analyses indicated differences in treatment exposure between patients prescribed empagliflozin compared to those prescribed GLP1RAs (i.e., greater proportion of patients prescribed 4+ prescriptions observed for GLP1RA over follow up)
2	26 May 2023	7.0	Added study outcome	The composite outcome of MI + stroke+all-cause death+ cardiovascular revascularization was previously in the protocol but the composite MI+stroke +all-cause death was added
3	26 May 2023	10.5	Addition of acute HHF codes as a sensitivity analysis	The initial broader codelist for HHF will be performed but a sensitivity analysis only including HHF that indicate acute HF will be examined.

6. RESEARCH QUESTION AND OBJECTIVE

Primary Objective:

- To determine the cardiovascular and renal effectiveness and safety of empagliflozin compared to dipeptidyl peptidase 4 inhibitor (DPP4i) in patients with type 2 diabetes (T2D) in the
 - Overall cohort,
 - Patients with established kidney disease (DKD cohort), and
 - Patients without established kidney disease (non-DKD cohort).

Secondary Objective:

- To determine the cardiovascular and renal effectiveness and safety of any sodium-glucose co-transporter-2 inhibitor (SGLT2i) compared to glucagon-like peptide-1 receptor agonist (GLP1RA).

7. RESEARCH METHODS

7.1 STUDY DESIGN

This will be a non-interventional study (NIS) using existing data from up to 20 US healthcare systems that have mapped their electronic health record (EHR) data to the PCORnet Common Data Model (CDM).¹

The study uses a “new users” design and compares patients initiating empagliflozin or other SGLT2i to initiators of DPP4i. Additionally, the feasibility of also including GLP1RA as a comparison group will be examined. The comparator group(s) have the same indication as that of the empagliflozin or SGLT2i group and comparator medications were potentially prescribed to patients with T2D with similar characteristics; that is, similar T2D severity and underlying diabetes-related comorbidities after propensity score overlap weighting will be performed between new users of empagliflozin compared to DPP4i and SGLT2i compared to GLP1RA comparison groups.

7.2 SETTING

The data sources included in the study will be participating health systems from PCORnet in the United States (US) and Datavant. For further details on this data sources, please see **Section 9** in the study protocol.

7.3 STUDY PERIOD

The study period will be from 1 January 2014 through 31 December 2021, which includes data after the start of the COVID-19 pandemic. There will be an assessment of COVID-era data for quality purposes and a sensitivity analysis excluding data from March 2020 to the end of study period will be performed.

7.4 STUDY POPULATION

The study population will include adults with T2D that are new users of empagliflozin compared to new users of a DPP4i or new users of SGLT2i compared to new users of GLP1RA. New users will be defined as those having a prescription of a study medication during the study period and who have not received a prescription of either of the study medications during the 12 months before the index date (specific to each comparison). The date of the first prescription of a study medication of interest within the study period which meet all the inclusion criteria will be the index date.

Codes to select study populations are provided in accompanying document *1245.0228 Empa DKD Codelist Master with Sources 15June2023.xlsx*.

7.4.1 Inclusion and exclusion criteria

The analyses will include adults (≥ 18 years) with T2D with or without kidney disease in the US. To study real-world treatment patterns, the study population will include a broad spectrum of patients initiating empagliflozin, any SGLT2i, any DPP4i, or any GLP1RA. The following inclusion and exclusion criteria will be used for each two-arm comparison:

Included patients will be required to meet *all* the following criteria:

- Patients ≥ 18 years old,
- Having a diagnosis of T2D within 12 months prior to the index date (defined as the date of initiation of empagliflozin or any SGLT2i, any GLP1RA, or any DPP4i based on the cohort evaluated) based on ICD-9 and ICD-10 codes,
- Record of 1+ prescription for empagliflozin, any SGLT2i, any DPP4 inhibitor, or any GLP1RA use between 1 January 2015 and 31 December 2020, and
- No record of any prescription for the drugs being compared during the 12 months (+30 days) preceding the index date, i.e.,
 - o For the primary comparison of initiation of empagliflozin versus DPP4i, patients will not have any prescription for empagliflozin/any SGLT2i or any DPP4i during the preceding 12 months (+30 days).
 - o For the comparison of initiation of SGLT2i versus GLP1RA, patients will not have any prescription for any SGLT2i or any GLP1RA during the preceding 12 months (+30 days).

Patients will be excluded if they meet any of the following criteria:

- Aged < 18 years on the first prescription date of the qualifying prescription,
- Pre-existing diagnosis of T1DM during the 12 months before the index date,
- Having a disqualifying diagnosis during the 12 months before the index date, defined as having at least one of the following: eGFR < 30 , dialysis, polycystic kidney disease or a kidney transplant,
- < 12 months of available data before the index date, and/or no complete history of drug dispensations/other records of drug use during this period, defined as not having at least 1 ambulatory visit and at least 1 medication prescription during the preceding 12 months, and
- Missing or ambiguous data on serum creatinine in the 12 months prior to the index date or sex.

Patients will enter the study cohort on the date of their incident prescription for empagliflozin, SGLT2i, or comparator drug (baseline date) during 2015 – 2020. Baseline data will be determined from records at the baseline encounter, and from other health system encounters up to 12 months prior to baseline. Follow-up data (relevant medication prescriptions, measurements, and records for determining outcomes) will be collected until 31 December 2021 (study end date), but outcomes will be censored at 2 years after index date or end of data collection, if earlier.

7.4.2 Preliminary patient counts

Preliminary estimates from 18 datamarts indicate a potential total sample size around 200,000 patients. The table below conveys estimated patient numbers obtained during the Study Specific Data Characterization (SSDC) and some of the following criteria will be modified for the final analytic query. Additionally, criteria 7 and alternative criteria 7 will be applied jointly as required exclusion criteria.

<i>Sequence</i>	<i>Inclusion/Exclusion Criteria</i>	<i>Estimated Sample Size</i>	<i>% of Starting Cohort</i>
1	Any record of prescription for empagliflozin, any SGLT2i, any DPP4 inhibitor, or any GLP1 use between 2014 and 2020	499671	100.0
2	Adult >= 18 at date when criterion 1 is met	499224	99.9
3	Having a diagnosis of type 2 diabetes in 24 months before (including) the index date, based on ICD codes or other available data.	337416	67.5
4	Exclude pre-existing diagnosis of T1DM during the 12 months before the index date	331350	66.3
5	Exclude if record of any prescription for SGLT2i during the 12 months preceding the index date	331096	66.3
6	Exclude having one of the following during the 12 months before the index date: dialysis, polycystic kidney disease or a kidney transplant	324970	65.0
7	Exclude no record of ambulatory (AV) or telehealth (TH) visit during the 12 months before the index date	261298	52.3
8	Exclude missing serum creatinine in 24 months before the index date	214810	43.0
9	Exclude ambiguous or missing gender	214806	43.0
	Total patients identified above	214806	
<i>Alternative Criteria</i>			
7	Exclude no record of any prescription during the 12 months before the index date	259772	52.0
8	Exclude missing serum creatinine in 24 months before the index date	211761	42.4

<i>Sequence</i>	<i>Inclusion/Exclusion Criteria</i>	<i>Estimated Sample Size</i>	<i>% of Starting Cohort</i>
9	Exclude ambiguous or missing gender	211758	42.4
	Total patients identified above	211758	

7.5 STUDY VISITS

7.5.1 Baseline period (lookback period)

Patients are required to have activity in their respective EHR at least 12 months prior to initiation of empagliflozin, SGLT2i or a comparator drug (index date). The look-back period is defined as 12 months prior to the index date and includes the index date. The look-back period was specified to confirm new medication use (i.e., having a first prescription for empagliflozin, any SGLT2i, DPP4i, or GLP1RA without use of these medications in the prior 12 months) and describe baseline parameters, such as prior medical history and medications. (See table 1 below for details related to timing of variable assessment).

Patients will enter the study cohort on the date of their incident prescription for empagliflozin, other SGLT2i, or comparator drug (baseline date) during 1 January 2015 – 31 December 2020. Baseline data will be determined from records at the baseline encounter, and from other health system encounters up to 12 months prior to baseline (see **Table 1** for specific look back periods according to variable type).

Table 1 Variable types, assessment timeframes, and lookback periods

Variable Type	1 Year Prior to Baseline	Baseline	+/- 3 months from baseline	+/- 30 days from baseline	Post baseline
Demographics		X			
Medication Prescriptions	X	X			X
Medical History	X				
Labs			X		X
Vitals				X	
Hospitalization Events					X
Death					X

8. VARIABLES

8.1 EXPOSURES

Primary exposure:

- Main comparison:
 - Incident prescription order of empagliflozin without prior use of any SGLT2i or DPP4 inhibitors
 - Incident prescription order of any DPP4 inhibitor without prior use of any DPP4 inhibitor or any SGLT2i
- Secondary comparison:
 - Incident prescription order of any SGLT2i without prior use of SGLT2i or GLP1RA
 - Incident prescription order of any GLP1RA without prior use of any GLP1RA or SGLT2i

A modified As-Treated (AT) approach will be used for all analyses. Patients will be included in their incident prescription cohort with censoring occurring for the following reasons:

- Empagliflozin user has new prescription for a different SGLT2i during follow-up
- Empagliflozin [SGLT2i] user has new prescription for the comparator drug of interest during follow-up
- DPP4i or GLP1RA user has new prescription for any SGLT2i during follow-up
- No additional prescription for the incident drug has been written in the 1 year (+30 days) since the last observed prescription

This modified approach will be used due to inconsistencies across sites in completeness of the discontinuation dates in the prescription data and not having claims/fill data to supplement the written orders. We will assume a patient is on their initial prescription unless the criteria above have been met.

To better understand potential limitations of this modified AT approach, a feasibility assessment will be performed once the initial data queries are performed to quantify the availability of more detailed prescribing information (e.g., number of fills, number of pills, prescription end dates) across participating healthcare sites. If feasibility is determined by the investigative team, sensitivity analyses will be performed including sites with more complete prescribing information examining all primary and secondary outcomes (See [Section 11.5](#)).

The intention-to-treat (ITT) approach will be used as a sensitivity analysis for the primary and secondary comparisons of the primary outcome. In this ITT analysis, follow-up will not be censored when a patient switches to, or adds, treatment with a different agent, or does not receive a follow-up prescription for the incident drug.

Primary subgroup of interest: diabetic kidney disease (DKD)

- DKD will be defined using diagnosis codes and laboratory values based on records at the index encounter and from other health system encounters up to 12 months prior to index prescription. Analyses will be performed overall and within subgroups of DKD (DKD and no DKD prior to or at baseline).

8.1.1 Study medications

For this study, eligible patients will be identified by the occurrence of a prescription for the following study medications of interest (index medications):

Empagliflozin:

- Jardiance (empagliflozin)
- Synjardy (empagliflozin/metformin hydrochloride)

Other SGLT2i:

- Invokana (canagliflozin)
- Forxiga (dapagliflozin)
- Steglatro (ertugliflozin)

DPP4i:

- Januvia (sitagliptin)
- Galvus (vildagliptin)
- Onglyza (saxagliptin)
- Vipidia (alogliptin)
- Trajenta (linagliptin)
- Janumet (sitagliptin/metformin hydrochloride)
- Eucreas (vildagliptin/metformin hydrochloride)
- Kombiglyze (saxagliptin/metformin hydrochloride)
- Vipdomet (alogliptin/metformin hydrochloride)
- Jentadueto (linagliptin/metformin hydrochloride)

GLP1RA:

- Trulicity (dulaglutide)
- Tanzeum (albiglutide)
- Byetta (exenatide)
- Bydureon (exenatide once weekly)
- Victoza (liraglutide)

If additional SGLT2i, DPP4i or GLP1RA drugs are marketed in US during the study period, they will be added to the comparator group.

Fixed-dose combinations of empagliflozin inhibitors with DPP-4 inhibitors, such as Glyxambi (empagliflozin/linagliptin), will not be included in either study cohort.

8.1.2 Operational definitions on how to identify each of the index medication cohorts

For index medication determination, we first select all patients with prescriptions for empagliflozin, any SGLT2i, any DPP4i, or any GLP1RA between 1 January 2015 and 31 December 2020. The first prescription for a participant during the study period will be identified as the index medication. The details for empagliflozin initiators are provided in **Figure 1** and all other drugs follow the same approach.

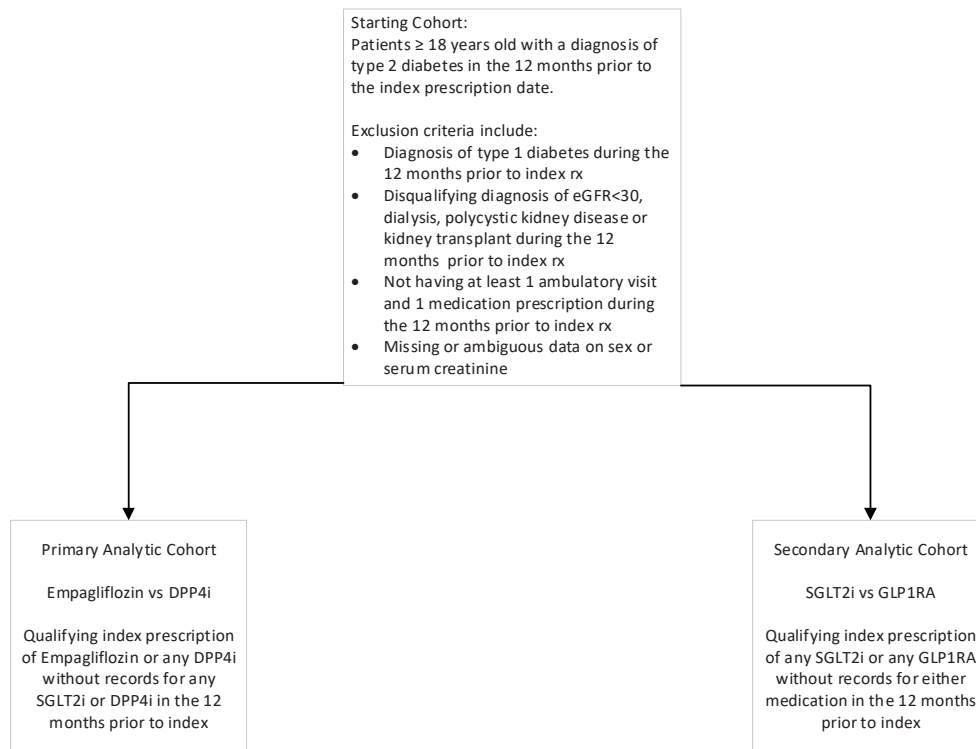


Figure 1 Consort diagram of study population, the application of inclusion and exclusion criteria, and the resulting study cohorts

8.1.3 Definition of censored follow-up end

The primary analyses for the study will be conducted utilizing a modified “as-treated” approach.

Follow-up starts from the day after the index date until the first of the following qualifying events has been met:

- First occurrence of outcome of interest

- Death
- 2 years following the index prescription
- End of query specific study period (December 31, 2021)
- Empagliflozin user starts a DPP4i or other type of SGLT2i, or if a DPP4i user starts any SGLT2i
 - SGLT2i user starts a GLP1RA, or a GLP1RA user starts any SGLT2i
- No observed prescriptions for the index drug within 1 year (+30 days) from the last observed prescription

If it is not a treatment line comparator, patients are allowed to add a non-incretin/non-SGLT2i hypoglycemic agent to their index therapy and can also switch to non-incretin/non-SGLT2i hypoglycemic agents.

Intention-to-treat sensitivity analysis: Follow-up will **not** be censored at the time of a drug switch or add-on or lack of follow-up prescription, i.e., the criterion of ending follow-up with the switch/add-on date will not be applied for this analysis.

Discontinuation sensitivity analysis #1: Follow-up will be censored similar to that of the modified AT approach with the final censoring criterion changed to:

- No observed prescriptions for the index drug within 6 months (+30 days) from the last observed prescription

Discontinuation sensitivity analysis #2: In sites where more complete prescribing data are available, follow-up will be censored similar to that of the modified AT approach with the final censoring criterion defined by drug exposure, which will be estimated as follows:

A supply, indicating the duration of exposure after a prescription, will be defined for each prescription based on the amount prescribed. Duration of exposure will be estimated based on a combination of prescribing variables potentially populated by sites in the Common Data Model (i.e. days supply, number of pills (quantity) ordered, dose frequency, and number of refills, start date, end date).

The duration of the supply in days (exposure period) will be derived as:

duration = (days supply) * (refills + 1).

If number of refills is missing then we will assume no refills.

If days supply is missing then we will derive it as (end date – start date + 1) if these dates are available. If these dates are not available we will derive days supply as quantity / (number of doses per day), if these variables are available.

If a subsequent supply was prescribed before the previous supply has finished, the start of the subsequent supply will be shifted. For example, if a patient received the first supply for 60 days and a subsequent prescription record at day 50 for another 60 days, the duration of the two supplies combined is 50+10+60=120 days, after shifting the start of the second supply with 10 days for which the patient had supply in storage from the first supply. To avoid artificially long exposure periods, however, a subsequent supply can be shifted with a maximum of 14 days, which is considered a reasonable time for patients to receive a new

prescription prior to the end of their current prescription. Further, a subsequent supply could not be shifted over the grace period (GP).

A GP for 100% of the duration of the most recent supply will be included in the exposure period to account for uncertainty related to actual drug use patterns. Overlapping supplies and GPs will be combined as exposure periods. The GP will be defined from the most recent prescription. In the above example on two overlapping supplies with 60 days, totaling in 120 days, the GP is 60 days (100% of the most recent supply), which implies the total exposure period in this example is $50+10+60+60=180$ days.

The discontinuation will be defined as the date of ending the GP.

If there is a gap between subsequent prescriptions of more than the GP (e.g., start date of subsequent prescription is more than GP after the end date of the previous prescription), then the drug will be considered as discontinued GP days after the end of the first series of prescriptions.

A traditional ‘as-treated’(AT) approach will be utilized in these sensitivity analyses. This means that the follow-up will be censored at discontinuation of continuous exposure, or switching to a comparator drug, and that the outcomes related to effectiveness, and safety, will be observed until the end of the first continuous exposure to a study drug or switching.

8.2 OUTCOMES

Study outcomes will be defined based on diagnoses, tests, and procedures recorded in the outpatient visits or hospitalizations (International Statistical Classification of Diseases and Related Health Problems, 9th and 10th Revision [ICD-9 and ICD-10], Logical Observation Identifiers Names and Codes [LOINC] and Current Procedural Terminology [CPT]) during follow-up. Note that, unless otherwise specified, for hospitalizations, all diagnoses, i.e., primary and secondary discharge diagnoses, will be considered. Absence of any record with a diagnosis code for a condition will be taken to mean absence of the condition. Only the first event during follow-up for each outcome will be considered.

All-cause death will be ascertained using Datavant software. See [Section 9](#) Data Sources below for more information.

The list of all codes to be used in each database is available in [Annex 4](#).

8.2.1 Primary outcomes

Table 2 Primary outcomes and definitions

Outcome	Definition
Composite outcome including 40% decline in eGFR from baseline using 2 follow-up eGFR measurements Incident end-stage kidney disease (ESKD) All-cause death	40% decline in eGFR from baseline: at least 2 measurements during follow-up of at least a 40% decline relative to baseline with 2 follow-up measurements separated by ≥ 28 days ESKD definition: at least 1 kidney transplant or ESKD diagnosis/procedure ¹ or at least 2 dialysis diagnoses/procedures ¹ separated by ≥ 28 days or eGFR<15 on 2 measurements separated by ≥ 28 days

8.2.2 Secondary outcomes

Table 3 Secondary outcomes and definitions

Outcomes	Definition ¹
Secondary Renal Effectiveness Outcomes	
Secondary outcome 1: 40% decline in eGFR from baseline using 2 follow-up eGFR measurements	Same as that used for the primary composite outcome
Secondary outcome 2: Incident end-stage kidney disease (ESKD)	As for ESKD definition from primary composite outcome
Secondary outcome 3: Dialysis	Incident dialysis, given dialysis in the 12 months preceding index date is a disqualifying diagnosis/procedure
Secondary outcome 4: Kidney transplant	Any procedure* associated with healthcare encounters, including hospitalizations and specialist outpatient and primary care encounters
Secondary CV Effectiveness Outcomes	
Secondary outcome 5: Composite outcome including - Hospitalization for heart failure - All-cause death	Any diagnosis* of heart failure associated with hospital admission, including inpatient and ED to inpatient encounters. From death records provided by sites, supplemented with linkage using Datavant Software.
Secondary outcome 6: Hospitalization for heart failure	Any diagnosis* associated with hospital admission, including inpatient and ED to inpatient encounters
Secondary outcome 7: All-cause death	From death records provided by sites, supplemented with linkage using Datavant Software.

Boehringer Ingelheim
Statistical and Epidemiological Analysis Plan (SEAP) for Non-Interventional Study (NIS)

Page 21 of 407

BI Study Number 1245-0228

c39712001-02

Proprietary confidential information © 2023 Boehringer Ingelheim International GmbH or one or more of its affiliated companies

Outcomes	Definition¹
Secondary outcome 8: Composite outcome including <ul style="list-style-type: none"> - MI** - Stroke** - All-cause death - Coronary revascularization procedure 	For MI and stroke, any inpatient diagnosis** associated with healthcare encounters, including inpatient and ED to inpatient For all-cause death, as for secondary outcome 7
Secondary outcome 9: Composite outcome including <ul style="list-style-type: none"> - MI** - Stroke** - All-cause death 	For MI and stroke, any inpatient diagnosis** associated with healthcare encounters, including inpatient and ED to inpatient For all-cause death, as for secondary outcome 7
Secondary safety outcomes	
Secondary outcome 10: Diabetic ketoacidosis	Any diagnosis* associated with healthcare encounters in the inpatient setting
Secondary outcome 11: Severe hypoglycemia	Any diagnosis* associated with healthcare encounters in the inpatient or ED setting
Secondary outcome 12: Urinary tract cancer	Two or more diagnoses* associated with healthcare encounters within 2 months
Secondary outcome 13: Severe Urinary Tract Infections	Any diagnosis ¹ associated with healthcare encounters in the inpatient or ED setting for: <ul style="list-style-type: none"> • Pyelonephritis (ICD-10 codes in Annex Table 5 • -6) • Urosepsis. Combination of diagnosis code for UTI and a diagnosis code for sepsis within 1 week (ICD-10 codes for sepsis in Annex Table 5-6, ICD-10 codes for UTI in Annex Table 5-8). • In order to rule out nosocomial infection, at least one of the following criteria will have to be present within 7 days prior to the hospital admission: <ul style="list-style-type: none"> ○ Prescription for an antimicrobial agent ○ Outpatient visit with a recorded diagnosis code for UTI or pyelonephritis Outpatient visit with a recorded diagnosis code for UTI or pyelonephritis
Secondary outcome 14: Acute kidney injury that requires dialysis	Any diagnosis* associated with inpatient healthcare encounters for AKI plus at least one inpatient encounter indicating dialysis within 28 days of the AKI encounter Two or more dialysis encounters separated by 28 or

Outcomes	Definition ¹
	more days will not be counted as an event.
Secondary outcome 15: Genital Mycotic Infection	Any diagnosis associated with healthcare encounters, including hospitalizations and outpatient encounters, or prescription for fluconazole

¹Detailed variable definitions for the outcomes will be defined based on ICD diagnosis and procedure codes and CPT codes;

^{**}As heart failure, MI and stroke are defined from diagnosis without death data, the outcomes include both fatal and non-fatal events.



8.3 COVARIATES

Listed below are the variables that will be used as a descriptive variable or covariate in the proposed analyses. The table below includes the list of variable names, the source of the variable within the PCORnet CDM and the variable definition.

Variable Name	Source Table	Definition
Age	DEMOGRAPHIC	Calculated from DOB variable in DEMOGRAPHIC table.
Sex	DEMOGRAPHIC	SEX
Race/ethnicity	DEMOGRAPHIC	RACE HISPANIC
Site Region	HARVEST	DATAMARTID
Quarter and year of study entry	PRESCRIBING	
Blood pressure	VITAL	DIASTOLIC SYSTOLIC
BMI Obesity/overweight	VITAL	ORIGINAL_BMI HEIGHT WEIGHT
Smoking history	VITAL	SMOKING
Death	DEATH	DEATH_DATE
Ace/ARB use Beta blocker use Calcium-channel blocker use	PRESCRIBING	RXNORM_CUI

Statistical and Epidemiological Analysis Plan (SEAP) for Non-Interventional Study (NIS)

BI Study Number 1245-0228

c39712001-02

Proprietary confidential information © 2023 Boehringer Ingelheim International GmbH or one or more of its affiliated companies

Variable Name	Source Table	Definition
Thiazide diuretics Loop diuretics Other diuretics Finerenone sMRAs Nitrates Other Hypertension drugs Digoxin use Anti-arrhythmics COPD or asthma medications ARNi use Statin use Other lipid-lowering drugs Antiplatelet agents Oral anticoagulants Heparin and other low-molecular weight heparins Nonsteroidal anti-inflammatory drugs Oral corticosteroids Bisphosphonates Opioids Antidepressants Antipsychotics Anticonvulsants Benzodiazepines Other anxiolytics or hypnotics Dementia medications Antiparkinsonian medications Metformin use Sulfonylureas use Insulin use Glitazones Number of anti-diabetic drugs Monotherapy Fluconazole		
Charlson Comorbidity Index components Diabetic nephropathy Diabetic retinopathy Diabetes with other ophthalmic conditions or	DIAGNOSIS PROCEDURE	DX PX

Variable Name	Source Table	Definition
ophthalmic procedures Diabetic neuropathy Diabetes with peripheral circulatory disorders Diabetic Foot Lower extremity amputation Skin infections Foot ulcer Erectile dysfunction Hypoglycemia (Any and severe) Hyperglycemia Disorders of fluid electrolyte and acid-base balance Diabetic ketoacidosis Volume depletion Hyperosmolar hyperglycemic non-ketotic syndrome Diabetes with unspecified complication Alcohol abuse or dependence Drug abuse or dependence Ischemic heart disease Acute myocardial infarction Old myocardial infarction Unstable angina Stable angina Other chronic ischemic heart disease Coronary revascularization (PCI and CABG) Ischemic or hemorrhagic stroke Ischemic stroke Transient ischemic attack Hemorrhagic stroke and other cerebrovascular disease Heart failure Peripheral arterial disease Lower extremity revascularization Atrial fibrillation Other cardiac dysrhythmia		

Variable Name	Source Table	Definition
Other cardiovascular disease Hypertension Hyperlipidemia Edema Acute kidney injury Dialysis Hypertensive nephropathy Kidney or bladder stones Genital mycotic infection Urinary tract infections (Any and Complicated) Urinary tract cancer COPD Asthma Pulmonary hypertension Obstructive sleep apnea Pneumonia Liver disease Osteoarthritis Other arthritis, arthropathies and musculoskeletal pain Dorsopathies Fractures Falls Osteoporosis Disorders of thyroid gland Depression Anxiety Sleep disorders Dementia Delirium Psychosis Kidney transplant End-stage kidney disease Cancer Coronary Artery Disease		

Statistical and Epidemiological Analysis Plan (SEAP) for Non-Interventional Study (NIS)

BI Study Number 1245-0228

c39712001-02

Proprietary confidential information © 2023 Boehringer Ingelheim International GmbH or one or more of its affiliated companies

Variable Name	Source Table	Definition
Baseline DKD status/eGFR HbA1c Creatinine BUN Total cholesterol LDL HDL Triglycerides	LAB_RESULT_CM	LAB_LOINC RESULT_NUM RESULT_MODIFIER RESULT_UNIT

Model covariates:

- Any baseline variable that has an ASMD>0.10 after performing weighting that the clinical team evaluates as necessary.

The variables listed below will either be included in the propensity score (PS) modeling for patient weighting and/or presented in descriptive analyses for the baseline variables but will not be included in PS modeling (as indicated):

Covariate	Keep in PS Model	Keep in baseline table, not in PS model
Demographics		
Age	X	
Sex	X	
Race	X	
Site	X	
Region		X
Calendar time (Quarter and year of cohort entry)	X	
Combined comorbidity score	X (Charleston Comorbidity index)	
Diabetes-related complications		
Diabetic nephropathy	X	
Diabetic retinopathy	X	
Diabetes with other ophthalmic conditions or ophthalmic procedures	X	
Diabetic neuropathy	X	
Diabetes with peripheral circulatory disorders	X	
Diabetic Foot	X	
Lower extremity amputation	X	
Skin infections	X	

Boehringer Ingelheim
Statistical and Epidemiological Analysis Plan (SEAP) for Non-Interventional Study
(NIS)

Page 27 of 407

BI Study Number 1245-0228

c39712001-02

Proprietary confidential information © 2023 Boehringer Ingelheim International GmbH or one or more of its affiliated companies

Covariate	Keep in PS Model	Keep in baseline table, not in PS model
Foot ulcer	X	
Erectile dysfunction		X
Hypoglycemia	X	
Hyperglycemia	X	
Disorders of fluid electrolyte and acid-base balance	X	
Diabetic ketoacidosis	X	
Hyperosmolar hyperglycemic non-ketotic syndrome	X	
Diabetes with unspecified complication	X	
Diabetes Complication Severity Index		X
Features of diabetes medication initiation and baseline diabetes therapy		
No. antidiabetic drugs at cohort entry	X	
Monotherapy		X
Concomitant initiation or current use of metformin	X	
Concomitant initiation or current use of sulfonylureas	X	
Concomitant initiation or current use of insulin	X	
Concomitant initiation or current use of GLP-1 RAs	X	
Concomitant initiation or current use of glitazones	X	
Lifestyle factors and comorbidities		
BMI	X	
Obesity		X
Overweight		X
Smoking	X	
Alcohol abuse or dependence	X	
Drug abuse or dependence	X	
Ischemic heart disease	X	
Acute myocardial infarction	X	
Old myocardial infarction	X	
Unstable angina	X	
Stable angina	X	
Other chronic ischemic heart disease	X	
Previous coronary revascularization	X	
Ischemic or hemorrhagic stroke		X

Boehringer Ingelheim
Statistical and Epidemiological Analysis Plan (SEAP) for Non-Interventional Study
(NIS)

Page 28 of 407

BI Study Number 1245-0228

c39712001-02

Proprietary confidential information © 2023 Boehringer Ingelheim International GmbH or one or more of its affiliated companies

Covariate	Keep in PS Model	Keep in baseline table, not in PS model
Ischemic stroke	X	
Transient ischemic attack	X	
Hemorrhagic stroke and other cerebrovascular disease	X	
Heart failure	X	
Peripheral arterial disease	X	
Lower extremity revascularization	X	
Atrial fibrillation	X	
Other cardiac dysrhythmia	X	
Other cardiovascular disease	X	
Hypertension	X	
Blood pressure	X	
Hyperlipidemia	X	
Edema		X
Non-diabetic renal dysfunction		X
Acute kidney injury	X	
Chronic kidney disease		X
Chronic kidney disease stage 1-2		X
Chronic kidney disease stage 3+ or dialysis		X
Hypertensive nephropathy	X	
Miscellaneous renal insufficiency		X
Kidney or bladder stones		X
Urinary tract infections	X	
COPD	X	
Asthma	X	
Pulmonary hypertension	X	
Obstructive sleep apnea	X	
Pneumonia	X	
Liver disease	X	
Osteoarthritis		X
Other arthritis, arthropathies and musculoskeletal pain		X
Dorsopathies		X
Fractures	X	

Boehringer Ingelheim
Statistical and Epidemiological Analysis Plan (SEAP) for Non-Interventional Study
(NIS)

Page 29 of 407

BI Study Number 1245-0228

c39712001-02

Proprietary confidential information © 2023 Boehringer Ingelheim International GmbH or one or more of its affiliated companies

Covariate	Keep in PS Model	Keep in baseline table, not in PS model
Falls	X	
Osteoporosis	X	
Disorders of thyroid gland		X
Depression		X
Anxiety		X
Sleep disorders		X
Dementia		X
Delirium		X
Psychosis		X
Medications		
Angiotensin converting enzyme inhibitors or Angiotensin II receptor blockers	X	
Beta-blockers	X	
Calcium-channel blockers	X	
Thiazide diuretics	X	
Loop diuretics	X	
Other diuretics	X	
Finerenone	X	
sMRAs	X	
Nitrates	X	
Other hypertension drugs	X	
Digoxin	X	
Anti-arrhythmics	X	
COPD or asthma medications		X
Statins	X	
Other lipid-lowering drugs	X	
Antiplatelet agents	X	
Oral anticoagulants	X	
Heparin and other low-molecular weight heparins	X	
Nonsteroidal anti-inflammatory drugs		X
Oral corticosteroids	X	
Other immunosuppressives	X	

Boehringer Ingelheim
Statistical and Epidemiological Analysis Plan (SEAP) for Non-Interventional Study (NIS)

Page 30 of 407

BI Study Number 1245-0228

c39712001-02

Proprietary confidential information © 2023 Boehringer Ingelheim International GmbH or one or more of its affiliated companies

Covariate	Keep in PS Model	Keep in baseline table, not in PS model
Bisphosphonates	X	
Opioids	X	
Antidepressants		X
Antipsychotics		X
Anticonvulsants		X
Benzodiazepines		X
Other anxiolytics or hypnotics		X
Dementia medications		X
Antiparkinsonian medications		X
Measures of healthcare utilization (in prior year)		
Hospitalization within prior 30 days	X	
Hospitalization during prior 31-365 days	X	
No. hospitalizations	X	
No. hospital days	X	
No. emergency department visits	X	
No. office visits	X	
Electrocardiogram		X
No. electrocardiograms		X
No. distinct medication prescriptions		X
No. HbA1c tests ordered	X	
No. glucose tests ordered	X	
No. microalbuminuria tests ordered	X	
No. creatinine tests ordered	X	
No. BUN tests ordered	X	
No. lipid tests	X	
Laboratory test results[‡] (results and ordered [y/n])		
HbA1c (%)	X	
eGFR	X	
Creatinine (mg/dl)		X
BUN (mg/dl)	X	
Total cholesterol (mg/dl)	X	
LDL level (mg/dl)	X	

Boehringer Ingelheim**Page 31 of 407****Statistical and Epidemiological Analysis Plan (SEAP) for Non-Interventional Study (NIS)****BI Study Number 1245-0228****c39712001-02**

Proprietary confidential information © 2023 Boehringer Ingelheim International GmbH or one or more of its affiliated companies

Covariate	Keep in PS Model	Keep in baseline table, not in PS model
HDL level (mg/dl)	X	
Triglyceride level (mg/dl)	X	

9. DATA SOURCES

This study will utilize high-quality renal function laboratory data available in medical electronic health records from approximately 20 health systems in the US that have mapped their data to the PCORnet CDM. Sites meeting PCORnet data curation quality checks will be eligible to participate in this study. Sites will be approached for participation in this study based on an initial feasibility assessment to determine the extent and completeness of key data elements (renal laboratory data, prescription data, relevant medical diagnoses, and data from both inpatient and outpatient encounters). Death data will be ascertained from site records and augmented with de-identified encrypted linkage to external sources, which includes reported deaths from the government and commercial obituaries using Datavant Software.

10. DATA MANAGEMENT AND SOFTWARE/TOOLS

10.1 SOFTWARE/TOOLS

SAS version 9.4 will be utilized for the analytic query to sites, data processing at [REDACTED], and statistical analysis. R version 4.0.2 or higher may be used for analysis.

10.2 HANDLING OF MISSING VALUES

Missing data (e.g., for demographics, vital signs, lab measures) will be excluded from denominators in descriptive summaries. For propensity score models, extent of missing covariate data will be evaluated and appropriate measures for covariates such as sex, BMI, and lab results will be taken. For diagnoses, procedures and medications, absence of a relevant code during the specified time window will be interpreted as 'no evidence'. For these factors we hope to avoid possible misclassification through appropriate eligibility criteria (e.g., restricting to patients with evidence of interaction within the health system).

10.3 HANDLING OF INCONSISTENCIES IN DATA AND OUTLIERS

Upon assessment of the data, outliers may be truncated to the 1st and 99th percentiles for modelling purposes only. Outliers will be included as is in descriptive summaries.

We do not expect extensive inconsistencies in the data. In the event that there are inconsistencies in lab values collected on the same day, we will use the average value for a given lab type across all values on that day.

11. DATA ANALYSIS

11.1 PHASED APPROACH

A 2-part, phased approach will be utilized to complete the following analyses. The first phase of the analysis will include creating the demographics tables (unweighted and weighted) and CONNECT-S plots (overall and in the DKD and non-DKD subgroups), descriptive analyses of the prescribing data, and aggregated outcomes data. This will allow us to evaluate the degree of continued imbalance after weighting, consistency of prescribing data across treatment groups, and whether there is adequate power to assess outcomes under the current definitions.

The second phase of the analysis will be the completion of remaining analyses, given the first phase produces adequate results for continuing.

11.2 PROPENSITY SCORE MODELS AND OVERLAP WEIGHTING

For each two-arm comparison, propensity score models will be built using a logistic model with the covariates of interest and all subgroup by covariate pairwise interactions. The outcome of interest is treatment group, with empagliflozin [or any SGLT2i] as the treatment group of interest and DPP4i [or GLP1RA] as the reference treatment. LASSO will be used to select covariates and interactions to include. The variables/interactions that are remaining in the LASSO model are then refit to a standard logistic regression in order to estimate the final propensity score (PS) estimates and calculate the overlap weights. This approach is known as “post-LASSO” and is implemented because effects/probabilities from the LASSO model would be biased due to shrinkage of the coefficient estimates. Post-LASSO logistic modelling will be used to create propensity scores and calculate overlap weights within the DKD and no DKD groups separately.

For each patient, the overlap weight is the predicted propensity that the patient received the treatment opposite from what they were initiated on. Patients on the reference treatment are given a weight equal to PS, and for patients on the treatment of interest, the overlap weight is 1-PS. For example, for the comparison of empagliflozin versus DPP4i initiation, a patient who was initiated on empagliflozin will receive a weight equal to (1-PS), where PS is the estimated propensity score for empagliflozin initiation, and a patient who was initiated on DPP4i is weighted by PS. No trimming is required due to the PS weights being bounded between 0 and 1. Analysis of outcomes is then performed on the reweighted population (see [Section 11.2](#) for a description of the PS weighting approach).

Absolute standardized mean differences between groups will be calculated to evaluate the success of the PS overlap weighting. Additionally, CONNECT-S plots will be created to visually depict the success of the overlap weighting.

11.3 DESCRIPTIVE ANALYSES

Baseline characteristics will be presented separately for each comparison cohort identified in sections above, resulting in one set of tables for each 2-arm comparison. Characteristics will include demographics, medical history, lab values, and concomitant medications. Continuous variables will be summarized as mean (standard deviation), median [5th percentile, 25th percentile, 75th percentile, and 95th percentile] and minimum, maximum. Categorical variables will be presented as frequencies (%), as will any continuous variable that is further categorized.

Characteristics will be presented in the unweighted cohorts. Additionally, characteristics will be stratified by DKD status and drug comparators. The degree of imbalance in variables between comparator arms will be quantified with absolute standardized mean differences.

Baseline characteristics will also be presented in the reweighted populations. Distributions of covariates in the DKD and no DKD groups and further within subgroups of interest will be assessed using standardized mean differences. Absolute standardized mean differences will be visually depicted using the CONNECT-S plot. Absolute standardized mean differences should be below or at 0.10 across covariates and subgroups. Any differences above 0.10 will be reviewed by the [REDACTED] PIs and statistical team. If imbalances are determined to be clinically meaningful (e.g., based on overall prevalence and potential impact on outcomes) then these variables will be included as covariates in outcomes models.

Additionally, descriptive information on prescribing data for the index drug [class] will be presented, overall and by treatment group. The degree of missingness will be presented for every data field. The number of refills will be presented as a categorical variable, with categories of 0, 1, 2, 3, and 4+. Days supply will be summarized as a continuous variable, using mean (standard deviation), median [5th percentile, 25th percentile, 75th percentile, and 95th percentile] and minimum, maximum. The number of prescriptions for the index drug [class] per person during the follow-up period will be presented as a categorical variable. For patients with more than 1 prescription for the index drug during follow-up, the following will be described: average time (in days) between prescriptions and average time (in days) between index prescription and last prescription. For patients who switch drug during follow-up, the average time between index prescription and start of a new drug [class] will be summarized. Time to drug switching will be visualized using cumulative incidence functions, stratified by index drug [class].

11.4 COMPARATIVE EFFECTIVENESS ANALYSES

11.4.1 Empagliflozin vs. DPP4i

The effect of empagliflozin compared to DPP4i on outcomes will be assessed using Cox proportional hazards (PH) models in a 2-arm comparison. The analysis will include all patients with a valid overlap weight and will be performed for overall and within DKD

subgroups, using the reweighted population. The main analysis will assess outcomes while patients remain on initial treatment.

Follow-up will start the day after the index date (date of initiation of empagliflozin or DPP4i) and will continue until the first occurrence of the outcome of interest, or end of study date (date of death, date of study end, 2 years after index date). For the main “as treated” analysis (see [Section 8.1](#) for more details), follow up will be censored early if an empagliflozin user starts a DPP4i or other type of SGLT2i, or if a DPP4i user starts any SGLT2i. If an empagliflozin or DPP4i user initiates a GLP1RA, this will be adjusted for in the model using a time-dependent indicator variable that takes the value of 1 when drug is initiated. Additionally, follow-up will be censored early if there is no indication of a new prescription in the 12 months (+30 days) following the last observed prescription.

Incidence rates will be computed as the number of first events per 1000 patient years of follow-up. Analyses of time to first event will be performed using Cox proportional hazards models. Outcomes where death is a competing risk will be analyzed using cause-specific proportional hazards models, achieved by censoring follow-up at the time of death. All analyses will be adjusted for covariates that continue to be unbalanced after reweighting, with any additional covariates that might be of medical interest identified by the clinicians. Hazard ratios comparing empagliflozin to DPP4i with 95% confidence intervals and the adjusted p-value for superiority will be presented for all outcomes.

The proportional hazards assumption will be checked for the treatment group variable using weighted Schoenfeld residuals (zph option in SAS). If the PH assumption is majorly violated, appropriate next steps will be taken. Options for next steps include adding an interaction with time, leaving the variable as is, or performing a stratified analysis. Plots will be visually checked to make the determination of a “major violation”. Due to a potentially large sample size, significance testing could produce spurious significant results.

Kaplan-Meier curves will be created for each outcome in the overall and DKD subgroups using the reweighted population. Kaplan-Meier curves will also be generated to summarize the cumulative incidence of treatment switching by comparator arm.


Additionally, the total number of heart failure hospitalizations and the rate of heart failure hospitalization per 1000 patient years will be presented. The average number of HF hospitalizations per patient will be reported, in addition to the median (Q1, Q3) number of hospitalizations.

11.4.2 SGLT2i vs. GLP1RA

We expect a sample size of ~3,000 patients per group will provide adequate power to detect a HR of 0.75 with an incidence rate of 46 events per 1,000 patient years in the GLP1RA group.

Comparative effectiveness analyses described in [Section 11.4](#) will be repeated in a secondary comparison cohort of initiators of any SGLT2i or GLP1RA. In this analysis, follow up will

also be censored if a SGLT2i user starts a GLP1RA, or if a GLP1RA user starts any SGLT2i. If a SGLT2i or GLP1RA user initiates a DPP4 inhibitor; this will be adjusted for in the model. Additionally, follow-up will be censored if there is no indication of a new prescription in the 12 months (+30 days) following the last observed prescription.





11.6 SAFETY ANALYSIS

Please see [Section 11](#) for analyses related to safety outcomes. The safety outcomes in this study are being evaluated similarly to all other outcomes of interest.

12. QUALITY CONTROL

Validation or quality control (QC) refers to establishing by objective evidence that requirements of programming tasks have been implemented correctly and completely. To ensure these requirements are met, internal and beta testing is performed for every query according to applicable standard operating procedures (SOP). Data quality checks will include evaluating variable distributions to identify extreme outliers, which will be handled with input from the [REDACTED] clinical PI. Key variables will be evaluated for unusual patterns of missingness or distributions over time and by site.

A Study Specific Data Characterization (SSDC) query will also be deployed to the selected sites to confirm data availability, completeness, conformance to the CDM specifications and study feasibility prior to the final production query. The SSDC will provide descriptive statistics of the data that will allow for an early evaluation of variable distributions. These results can often provide insights for local institutions to refine their data, and possibly refresh prior to the final query.

Additionally, as part of general QC standards, SAS log files will be saved after each production run and inspected for errors and warnings after each run by the program author. Log files will be free from ERROR messages, and any WARNINGS or problematic NOTES, such as those concerning uninitialized variables or multi-record merging, etc., should be investigated and, if allowed to remain, should be reviewed with the lead statistician, with input from the statistical advisor if needed.

The statistical advisor will review new statistical results before they are released to the internal team, or in parallel (if timelines necessitate), and will review programming specifications and/or code as requested by the lead statistician, or as needed based on an assessment of risk. The [REDACTED] clinical PI will review new statistical results before they are released to the sponsor.

13. REFERENCES

13.1 PUBLISHED REFERENCES

1. Fleurence, R. L. et al. Launching PCORnet, a national patient-centered clinical research network. *J Am Medical Informatics Assoc* 21, 578–582 (2014).
2. Schernthaner G, et al. Evidence from routine clinical practice: EMPRISE provides a new perspective on CVOTs. *Cardiovasc Diabetol*. 2019 Aug 31;18(1):115. doi: 10.1186/s12933-019-0920-3.

13.2 UNPUBLISHED REFERENCES

None.

14. ANNEXES

ANNEX 1. LIST OF STANDALONE DOCUMENTS

Number	Document reference number	Description	Date	Title
1	c39368586-01	Study Protocol (V 1.0)	30 June 2022	Comparative cardiovascular and renal effectiveness and safety of Empagliflozin and other SGLT2i in patients with type 2 diabetes (T2D) with and without baseline kidney disease in the United States
2	c39368586-02	Study Protocol (V 2.0)	26May2023	Comparative cardiovascular and renal effectiveness and safety of Empagliflozin and other SGLT2i in patients with type 2 diabetes (T2D) with and without baseline kidney disease in the United States
2	c39712001-01	Statistical and Epidemiological Analysis Plan (V 1.0)	8 July 2022	Statistical and Epidemiological Analysis Plan (SEAP) for Non-Interventional Study (NIS) to compare cardiovascular and renal effectiveness and safety of Empagliflozin and other SGLT2i in patients with type 2 diabetes (T2D) with and without baseline kidney disease in the United States – Version 1.0
4	NA	Data Management and Review Plan	18 July 2022	Comparative cardiovascular and renal effectiveness and safety of Empagliflozin and other SGLT2i in patients with type 2 diabetes (T2D) with and without baseline kidney disease in the United States: Data Management and Review Plan
5	TBD	Study codelist	15June2023	<i>1245.0228 Empa DKD Codelist Master with Sources 28Jul2023</i>

ANNEX 2. PROPOSED TABLES AND FIGURES**Table 1a: Unweighted Baseline Characteristics of the Primary Comparison Cohort
Population = Empagliflozin and DPP4i initiators**

Characteristic	Overall (N=XXXX)	Empagliflozin Initiators (N=XXXX)	DPP4i Initiators (N=XXXX)	Absolute Standardized Mean Difference
Demographics				

Statistical and Epidemiological Analysis Plan (SEAP) for Non-Interventional Study (NIS)

BI Study Number 1245-0228

c39712001-02

Proprietary confidential information © 2023 Boehringer Ingelheim International GmbH or one or more of its affiliated companies

Characteristic	Overall (N=XXXX)	Empagliflozin Initiators (N=XXXX)	DPP4i Initiators (N=XXXX)	Absolute Standardized Mean Difference
Age (yrs)				x.xx
Mean (SD)	xx (xx.x)	xx (xx.x)	xx (xx.x)	
Median (Q1, Q3)	xx (xx, xx)	xx (xx, xx)	xx (xx, xx)	
5th, 95th percentiles	xx, xx	xx, xx	xx, xx	
Min, Max	xx, xx	xx, xx	xx, xx	
Female sex	n (%)	n (%)	n (%)	x.xx
Race				
Black	n (%)	n (%)	n (%)	x.xx
Other	n (%)	n (%)	n (%)	x.xx
White	n (%)	n (%)	n (%)	x.xx
Hispanic	n (%)	n (%)	n (%)	x.xx
Year of Index Prescription				
2015	n (%)	n (%)	n (%)	x.xx
2016	n (%)	n (%)	n (%)	x.xx
2017	n (%)	n (%)	n (%)	x.xx
2018	n (%)	n (%)	n (%)	x.xx
2019	n (%)	n (%)	n (%)	x.xx
2020	n (%)	n (%)	n (%)	x.xx
Site Region				
Northeast	n (%)	n (%)	n (%)	x.xx
North Central	n (%)	n (%)	n (%)	x.xx
South	n (%)	n (%)	n (%)	x.xx
West	n (%)	n (%)	n (%)	x.xx
Current smoker	n (%)	n (%)	n (%)	x.xx
Alcohol abuse/dependence	n (%)	n (%)	n (%)	x.xx
Drug abuse/dependence	n (%)	n (%)	n (%)	x.xx
Comorbidities				
Charlson Comorbidity Index (Median [Q1, Q3])	xx (xx, xx)	xx (xx, xx)	xx (xx, xx)	x.xx
Diabetes Complication Severity Index (Median, [Q1, Q3])	xx (xx, xx)	xx (xx, xx)	xx (xx, xx)	x.xx
Ischemic heart disease	n (%)	n (%)	n (%)	x.xx

Boehringer Ingelheim **Page 44 of 407**
Statistical and Epidemiological Analysis Plan (SEAP) for Non-Interventional Study
(NIS)
BI Study Number 1245-0228 **c39712001-02**

Proprietary confidential information © 2023 Boehringer Ingelheim International GmbH or one or more of its affiliated companies

Characteristic	Overall (N=XXXX)	Empagliflozin Initiators (N=XXXX)	DPP4i Initiators (N=XXXX)	Absolute Standardized Mean Difference
Hypertension	n (%)	n (%)	n (%)	x.xx
Hyperlipidemia	n (%)	n (%)	n (%)	x.xx
Heart Failure	n (%)	n (%)	n (%)	x.xx
MI	n (%)	0 (0%)	n (%)	x.xx
Acute	n (%)	n (%)	n (%)	x.xx
History of	n (%)	n (%)	n (%)	x.xx
Unstable Angina	n (%)	n (%)	n (%)	x.xx
Stable Angina	n (%)	n (%)	n (%)	x.xx
Coronary Revascularization	n (%)	0 (0%)	n (%)	x.xx
CAD	n (%)	n (%)	n (%)	x.xx
Ischemic Stroke	n (%)	0 (0%)	n (%)	x.xx
Hemorrhagic Stroke	n (%)	n (%)	n (%)	x.xx
TIA	n (%)	n (%)	n (%)	x.xx
PAD	n (%)	n (%)	n (%)	x.xx
Atrial fibrillation	n (%)	n (%)	n (%)	x.xx
Other cardiac dysrhythmia	n (%)	n (%)	n (%)	x.xx
Edema	n (%)	n (%)	n (%)	x.xx
Cancer	n (%)	n (%)	n (%)	x.xx
Acute kidney injury	n (%)	n (%)	n (%)	x.xx
Chronic kidney disease	n (%)	n (%)	n (%)	x.xx
Stage 1-2	n (%)	n (%)	n (%)	x.xx
Stage 3+ or dialysis	n (%)	n (%)	n (%)	x.xx
Hypertensive nephropathy	n (%)	n (%)	n (%)	x.xx
Kidney or bladder stones	n (%)	n (%)	n (%)	x.xx
Urinary tract infections	n (%)	n (%)	n (%)	x.xx
COPD	n (%)	n (%)	n (%)	x.xx
Asthma	n (%)	n (%)	n (%)	x.xx
Pulmonary hypertension	n (%)	n (%)	n (%)	x.xx
Obstructive sleep apnea	n (%)	n (%)	n (%)	x.xx
Pneumonia	n (%)	n (%)	n (%)	x.xx
Liver disease	n (%)	n (%)	n (%)	x.xx

Boehringer Ingelheim **Page 45 of 407**
Statistical and Epidemiological Analysis Plan (SEAP) for Non-Interventional Study
(NIS)
BI Study Number 1245-0228 **c39712001-02**

Proprietary confidential information © 2023 Boehringer Ingelheim International GmbH or one or more of its affiliated companies

Characteristic	Overall (N=XXXX)	Empagliflozin Initiators (N=XXXX)	DPP4i Initiators (N=XXXX)	Absolute Standardized Mean Difference
Osteoarthritis	n (%)	n (%)	n (%)	x.xx
Dorsopathies	n (%)	n (%)	n (%)	x.xx
Fractures	n (%)	n (%)	n (%)	x.xx
Falls	n (%)	n (%)	n (%)	x.xx
Osteoporosis	n (%)	n (%)	n (%)	x.xx
Disorders of thyroid gland	n (%)	n (%)	n (%)	x.xx
Depression	n (%)	n (%)	n (%)	x.xx
Anxiety	n (%)	n (%)	n (%)	x.xx
Sleep disorders	n (%)	n (%)	n (%)	x.xx
Dementia	n (%)	n (%)	n (%)	x.xx
Delirium	n (%)	n (%)	n (%)	x.xx
Psychosis	n (%)	n (%)	n (%)	x.xx
Diabetes Related Complications				
Diabetic nephropathy	n (%)	n (%)	n (%)	x.xx
Diabetic retinopathy	n (%)	n (%)	n (%)	x.xx
Diabetes with other ophthalmic conditions or ophthalmic procedures	n (%)	n (%)	n (%)	x.xx
Diabetic neuropathy	n (%)	n (%)	n (%)	x.xx
Diabetes with peripheral circulatory disorders	n (%)	n (%)	n (%)	x.xx
Diabetic Foot	n (%)	n (%)	n (%)	x.xx
Lower extremity amputation	n (%)	n (%)	n (%)	x.xx
Skin infections	n (%)	n (%)	n (%)	x.xx
Foot ulcer	n (%)	n (%)	n (%)	x.xx
Erectile dysfunction	n (%)	n (%)	n (%)	x.xx
Hypoglycemia	n (%)	n (%)	n (%)	x.xx
Hyperglycemia	n (%)	n (%)	n (%)	x.xx
Disorders of fluid electrolyte and acid-base balance	n (%)	n (%)	n (%)	x.xx
Diabetic ketoacidosis	n (%)	n (%)	n (%)	x.xx
Hyperosmolar hyperglycemic non-ketotic syndrome	n (%)	n (%)	n (%)	x.xx
Diabetes with unspecified complication	n (%)	n (%)	n (%)	x.xx

Boehringer Ingelheim
Statistical and Epidemiological Analysis Plan (SEAP) for Non-Interventional Study
(NIS)
BI Study Number 1245-0228

Proprietary confidential information © 2023 Boehringer Ingelheim International GmbH or one or more of its affiliated companies

Characteristic	Overall (N=XXXX)	Empagliflozin Initiators (N=XXXX)	DPP4i Initiators (N=XXXX)	Absolute Standardized Mean Difference
Labs and Vitals				
SBP – N (%)	n (%)	n (%)	n (%)	
Mean (SD)	xx (xx.x)	xx (xx.x)	xx (xx.x)	x.xx
Median (Q1, Q3)	xx (xx, xx)	xx (xx, xx)	xx (xx, xx)	
5 th , 95 th percentiles	xx, xx	xx, xx	xx, xx	
Min, Max	xx, xx	xx, xx	xx, xx	
DBP – N (%)	n (%)	n (%)	n (%)	
Mean (SD)	xx (xx.x)	xx (xx.x)	xx (xx.x)	x.xx
Median (Q1, Q3)	xx (xx, xx)	xx (xx, xx)	xx (xx, xx)	
5 th , 95 th percentiles	xx, xx	xx, xx	xx, xx	
Min, Max	xx, xx	xx, xx	xx, xx	
BMI – N (%)	n (%)	n (%)	n (%)	
Mean (SD)	xx (xx.x)	xx (xx.x)	xx (xx.x)	x.xx
Median (Q1, Q3)	xx (xx, xx)	xx (xx, xx)	xx (xx, xx)	
5 th , 95 th percentiles	xx, xx	xx, xx	xx, xx	
Min, Max	xx, xx	xx, xx	xx, xx	
Overweight	n (%)	n (%)	n (%)	x.xx
Obesity	n (%)	n (%)	n (%)	x.xx
Serum creatinine – N (%)	n (%)	n (%)	n (%)	
Mean (SD)	xx (xx.x)	xx (xx.x)	xx (xx.x)	x.xx
Median (Q1, Q3)	xx (xx, xx)	xx (xx, xx)	xx (xx, xx)	
5 th , 95 th percentiles	xx, xx	xx, xx	xx, xx	
Min, Max	xx, xx	xx, xx	xx, xx	
N. Results in Prior Year [Median (Q1, Q3)]	xx (xx, xx)	xx (xx, xx)	xx (xx, xx)	x.xx
eGFR – N (%)	n (%)	n (%)	n (%)	
Mean (SD)	xx (xx.x)	xx (xx.x)	xx (xx.x)	x.xx
Median (Q1, Q3)	xx (xx, xx)	xx (xx, xx)	xx (xx, xx)	
5 th , 95 th percentiles	xx, xx	xx, xx	xx, xx	
Min, Max	xx, xx	xx, xx	xx, xx	
N. Results in Prior Year [Median (Q1, Q3)]	xx (xx, xx)	xx (xx, xx)	xx (xx, xx)	x.xx

Boehringer Ingelheim
Statistical and Epidemiological Analysis Plan (SEAP) for Non-Interventional Study (NIS)

Page 47 of 407

BI Study Number 1245-0228

c39712001-02

Proprietary confidential information © 2023 Boehringer Ingelheim International GmbH or one or more of its affiliated companies

Characteristic	Overall (N=XXXX)	Empagliflozin Initiators (N=XXXX)	DPP4i Initiators (N=XXXX)	Absolute Standardized Mean Difference
Albuminuria – N (%)	n (%)	n (%)	n (%)	
Mean (SD)	xx (xx.x)	xx (xx.x)	xx (xx.x)	x.xx
Median (Q1, Q3)	xx (xx, xx)	xx (xx, xx)	xx (xx, xx)	
5 th , 95 th percentiles	xx, xx	xx, xx	xx, xx	
Min, Max	xx, xx	xx, xx	xx, xx	
N. Results in Prior Year [Median (Q1, Q3)]	xx (xx, xx)	xx (xx, xx)	xx (xx, xx)	x.xx
BUN – N (%)	n (%)	n (%)	n (%)	
Mean (SD)	xx (xx.x)	xx (xx.x)	xx (xx.x)	x.xx
Median (Q1, Q3)	xx (xx, xx)	xx (xx, xx)	xx (xx, xx)	
5 th , 95 th percentiles	xx, xx	xx, xx	xx, xx	
Min, Max	xx, xx	xx, xx	xx, xx	
N. Results in Prior Year [Median (Q1, Q3)]	xx (xx, xx)	xx (xx, xx)	xx (xx, xx)	x.xx
HbA1c – N (%)	n (%)	n (%)	n (%)	
Mean (SD)	xx (xx.x)	xx (xx.x)	xx (xx.x)	x.xx
Median (Q1, Q3)	xx (xx, xx)	xx (xx, xx)	xx (xx, xx)	
5 th , 95 th percentiles	xx, xx	xx, xx	xx, xx	
Min, Max	xx, xx	xx, xx	xx, xx	
N. Results in Prior Year [Median (Q1, Q3)]	xx (xx, xx)	xx (xx, xx)	xx (xx, xx)	x.xx
Total Cholesterol – N (%)	n (%)	n (%)	n (%)	
Mean (SD)	xx (xx.x)	xx (xx.x)	xx (xx.x)	x.xx
Median (Q1, Q3)	xx (xx, xx)	xx (xx, xx)	xx (xx, xx)	
5 th , 95 th percentiles	xx, xx	xx, xx	xx, xx	
Min, Max	xx, xx	xx, xx	xx, xx	
N. Results in Prior Year [Median (Q1, Q3)]	xx (xx, xx)	xx (xx, xx)	xx (xx, xx)	x.xx
LDL – N (%)	n (%)	n (%)	n (%)	
Mean (SD)	xx (xx.x)	xx (xx.x)	xx (xx.x)	x.xx
Median (Q1, Q3)	xx (xx, xx)	xx (xx, xx)	xx (xx, xx)	
5 th , 95 th percentiles	xx, xx	xx, xx	xx, xx	
Min, Max	xx, xx	xx, xx	xx, xx	

Boehringer Ingelheim
Statistical and Epidemiological Analysis Plan (SEAP) for Non-Interventional Study (NIS)

Page 48 of 407

BI Study Number 1245-0228

c39712001-02

Proprietary confidential information © 2023 Boehringer Ingelheim International GmbH or one or more of its affiliated companies

Characteristic	Overall (N=XXXX)	Empagliflozin Initiators (N=XXXX)	DPP4i Initiators (N=XXXX)	Absolute Standardized Mean Difference
N. Results in Prior Year [Median (Q1, Q3)]	xx (xx, xx)	xx (xx, xx)	xx (xx, xx)	x.xx
HDL – N (%)	n (%)	n (%)	n (%)	
Mean (SD)	xx (xx.x)	xx (xx.x)	xx (xx.x)	x.xx
Median (Q1, Q3)	xx (xx, xx)	xx (xx, xx)	xx (xx, xx)	
5 th , 95 th percentiles	xx, xx	xx, xx	xx, xx	
Min, Max	xx, xx	xx, xx	xx, xx	
N. Results in Prior Year [Median (Q1, Q3)]	xx (xx, xx)	xx (xx, xx)	xx (xx, xx)	x.xx
Triglycerides – N (%)	n (%)	n (%)	n (%)	
Mean (SD)	xx (xx.x)	xx (xx.x)	xx (xx.x)	x.xx
Median (Q1, Q3)	xx (xx, xx)	xx (xx, xx)	xx (xx, xx)	
5 th , 95 th percentiles	xx, xx	xx, xx	xx, xx	
Min, Max	xx, xx	xx, xx	xx, xx	
N. Results in Prior Year [Median (Q1, Q3)]	xx (xx, xx)	xx (xx, xx)	xx (xx, xx)	x.xx
Medication History				
ACE inhibitors or ARBs	n (%)	n (%)	n (%)	x.xx
Beta blockers	n (%)	n (%)	n (%)	x.xx
Calcium-channel blockers	n (%)	n (%)	n (%)	x.xx
Thiazide diuretics	n (%)	n (%)	n (%)	x.xx
Loop diuretics	n (%)	n (%)	n (%)	x.xx
Other diuretics	n (%)	n (%)	n (%)	x.xx
Finerenone	n (%)	n (%)	n (%)	x.xx
sMRAs	n (%)	n (%)	n (%)	x.xx
Nitrates	n (%)	n (%)	n (%)	x.xx
Other hypertension drugs	n (%)	n (%)	n (%)	x.xx
Digoxin	n (%)	n (%)	n (%)	x.xx
Anti-arrhythmics	n (%)	n (%)	n (%)	x.xx
COPD or asthma medications	n (%)	n (%)	n (%)	x.xx
Other lipid-lowering drugs	n (%)	n (%)	n (%)	x.xx
Antiplatelet agents	n (%)	n (%)	n (%)	x.xx

Boehringer Ingelheim **Page 49 of 407**
Statistical and Epidemiological Analysis Plan (SEAP) for Non-Interventional Study
(NIS)
BI Study Number 1245-0228 **c39712001-02**

Proprietary confidential information © 2023 Boehringer Ingelheim International GmbH or one or more of its affiliated companies

Characteristic	Overall (N=XXXX)	Empagliflozin Initiators (N=XXXX)	DPP4i Initiators (N=XXXX)	Absolute Standardized Mean Difference
Oral anticoagulants	n (%)	n (%)	n (%)	x.xx
Heparin and other low-molecular weight heparins	n (%)	n (%)	n (%)	x.xx
Nonsteroidal anti-inflammatory drugs	n (%)	n (%)	n (%)	x.xx
Oral corticosteroids	n (%)	n (%)	n (%)	x.xx
Other immunosuppressives	n (%)	n (%)	n (%)	x.xx
Bisphosphonates	n (%)	n (%)	n (%)	x.xx
Opioids	n (%)	n (%)	n (%)	x.xx
Antidepressants	n (%)	n (%)	n (%)	x.xx
Antipsychotics	n (%)	n (%)	n (%)	x.xx
Anticonvulsants	n (%)	n (%)	n (%)	x.xx
Benzodiazepines	n (%)	n (%)	n (%)	x.xx
Other anxiolytics or hypnotics	n (%)	n (%)	n (%)	x.xx
Dementia medications	n (%)	n (%)	n (%)	x.xx
Antiparkinsonian medications	n (%)	n (%)	n (%)	x.xx
ARNi	n (%)	n (%)	n (%)	x.xx
Statins	n (%)	n (%)	n (%)	x.xx
Diabetes Medication History				
Monotherapy	n (%)	n (%)	n (%)	x.xx
Insulin	n (%)	n (%)	n (%)	x.xx
Metformin	n (%)	n (%)	n (%)	x.xx
Sulfonylureas	n (%)	n (%)	n (%)	x.xx
Glitazones	n (%)	n (%)	n (%)	x.xx
Empagliflozin	n (%)	n (%)	n (%)	x.xx
GLP1RA	n (%)	n (%)	n (%)	x.xx
DPP4 inhibitor	n (%)	n (%)	n (%)	x.xx
Other SGLT2i	n (%)	n (%)	n (%)	x.xx
Healthcare Utilization				
Hospitalization within prior 30 days	n (%)	n (%)	n (%)	x.xx
Hospitalization during prior 31-365 days	n (%)	n (%)	n (%)	x.xx
No. hospitalizations	n (%)	n (%)	n (%)	x.xx
No. hospital days	n (%)	n (%)	n (%)	x.xx

Characteristic	Overall (N=XXXX)	Empagliflozin Initiators (N=XXXX)	DPP4i Initiators (N=XXXX)	Absolute Standardized Mean Difference
No. emergency department visits	n (%)	n (%)	n (%)	x.xx
No. office visits	n (%)	n (%)	n (%)	x.xx
Electrocardiogram	n (%)	n (%)	n (%)	x.xx
No. electrocardiograms	n (%)	n (%)	n (%)	x.xx
No. distinct medication prescriptions	n (%)	n (%)	n (%)	x.xx

Table 1b: Unweighted Baseline Characteristics of the Primary Comparison Cohort by DKD status
Population = Empagliflozin and DPP4i initiators

Characteristic	Diabetic Kidney Disease			No Diabetic Kidney Disease		
	Overall (N=XXXX)	Empagliflozin Initiators (N=XXXX)	DPP4i Initiators (N=XXXX)	Overall (N=XXXX)	Empagliflozin Initiators (N=XXXX)	DPP4i Initiators (N=XXXX)
Demographics						
Age (yrs)						
Mean (SD)	xx (xx.x)	xx (xx.x)	xx (xx.x)	xx (xx.x)	xx (xx.x)	xx (xx.x)
Median (Q1, Q3)	xx (xx, xx)	xx (xx, xx)	xx (xx, xx)	xx (xx, xx)	xx (xx, xx)	xx (xx, xx)
5 th , 95 th percentiles	xx, xx	xx, xx	xx, xx	xx, xx	xx, xx	xx, xx
Min, Max	xx, xx	xx, xx	xx, xx	xx, xx	xx, xx	xx, xx
Female sex	n (%)	n (%)	n (%)	n (%)	n (%)	n (%)
Race						
Black	n (%)	n (%)	n (%)	n (%)	n (%)	n (%)
Other	n (%)	n (%)	n (%)	n (%)	n (%)	n (%)
White	n (%)	n (%)	n (%)	n (%)	n (%)	n (%)
Hispanic	n (%)	n (%)	n (%)	n (%)	n (%)	n (%)
Year of Index Prescription						
2015	n (%)	n (%)	n (%)	n (%)	n (%)	n (%)
2016	n (%)	n (%)	n (%)	n (%)	n (%)	n (%)
2017	n (%)	n (%)	n (%)	n (%)	n (%)	n (%)
2018	n (%)	n (%)	n (%)	n (%)	n (%)	n (%)
2019	n (%)	n (%)	n (%)	n (%)	n (%)	n (%)

Characteristic	Diabetic Kidney Disease			No Diabetic Kidney Disease		
	Overall (N=XXXX)	Empagliflozin Initiators (N=XXXX)	DPP4i Initiators (N=XXXX)	Overall (N=XXXX)	Empagliflozin Initiators (N=XXXX)	DPP4i Initiators (N=XXXX)
2020	n (%)	n (%)	n (%)	n (%)	n (%)	n (%)
Site Region						
Northeast	n (%)	n (%)	n (%)	n (%)	n (%)	n (%)
North Central	n (%)	n (%)	n (%)	n (%)	n (%)	n (%)
South	n (%)	n (%)	n (%)	n (%)	n (%)	n (%)
West	n (%)	n (%)	n (%)	n (%)	n (%)	n (%)
Current smoker	n (%)	n (%)	n (%)	n (%)	n (%)	n (%)
Alcohol abuse/dependence	n (%)	n (%)	n (%)	n (%)	n (%)	n (%)
Drug abuse/dependence	n (%)	n (%)	n (%)	n (%)	n (%)	n (%)
Comorbidities						
Charlson Comorbidity Index (Median [Q1, Q3])	xx (xx, xx)	xx (xx, xx)	xx (xx, xx)	xx (xx, xx)	xx (xx, xx)	xx (xx, xx)
Diabetes Complication Severity Index (Median, [Q1, Q3])	xx (xx, xx)	xx (xx, xx)	xx (xx, xx)	xx (xx, xx)	xx (xx, xx)	xx (xx, xx)
Ischemic heart disease	n (%)	n (%)	n (%)	n (%)	n (%)	n (%)
Hypertension	n (%)	n (%)	n (%)	n (%)	n (%)	n (%)
Hyperlipidemia	n (%)	n (%)	n (%)	n (%)	n (%)	n (%)
Heart Failure	n (%)	n (%)	n (%)	n (%)	n (%)	n (%)
MI	n (%)	n (%)	n (%)	n (%)	n (%)	n (%)
Acute	n (%)	n (%)	n (%)	n (%)	n (%)	n (%)
History of	n (%)	n (%)	n (%)	n (%)	n (%)	n (%)
Unstable Angina	n (%)	n (%)	n (%)	n (%)	n (%)	n (%)
Stable Angina	n (%)	n (%)	n (%)	n (%)	n (%)	n (%)
Coronary Revascularization	n (%)	n (%)	n (%)	n (%)	n (%)	n (%)
CAD	n (%)	n (%)	n (%)	n (%)	n (%)	n (%)
Ischemic Stroke	n (%)	n (%)	n (%)	n (%)	n (%)	n (%)
Hemorrhagic Stroke	n (%)	n (%)	n (%)	n (%)	n (%)	n (%)
TIA	n (%)	n (%)	n (%)	n (%)	n (%)	n (%)
PAD	n (%)	n (%)	n (%)	n (%)	n (%)	n (%)
Atrial fibrillation	n (%)	n (%)	n (%)	n (%)	n (%)	n (%)

Boehringer Ingelheim **Page 52 of 407**
Statistical and Epidemiological Analysis Plan (SEAP) for Non-Interventional Study
(NIS)
BI Study Number 1245-0228 **c39712001-02**

Proprietary confidential information © 2023 Boehringer Ingelheim International GmbH or one or more of its affiliated companies

Characteristic	Diabetic Kidney Disease			No Diabetic Kidney Disease		
	Overall (N=XXXX)	Empagliflozin Initiators (N=XXXX)	DPP4i Initiators (N=XXXX)	Overall (N=XXXX)	Empagliflozin Initiators (N=XXXX)	DPP4i Initiators (N=XXXX)
Other cardiac dysrhythmia	n (%)	n (%)	n (%)	n (%)	n (%)	n (%)
Edema	n (%)	n (%)	n (%)	n (%)	n (%)	n (%)
Cancer	n (%)	n (%)	n (%)	n (%)	n (%)	n (%)
Acute kidney injury	n (%)	n (%)	n (%)	n (%)	n (%)	n (%)
Chronic kidney disease	n (%)	n (%)	n (%)	n (%)	n (%)	n (%)
Stage 1-2	n (%)	n (%)	n (%)	n (%)	n (%)	n (%)
Stage 3+ or dialysis	n (%)	n (%)	n (%)	n (%)	n (%)	n (%)
Hypertensive nephropathy	n (%)	n (%)	n (%)	n (%)	n (%)	n (%)
Kidney or bladder stones	n (%)	n (%)	n (%)	n (%)	n (%)	n (%)
Urinary tract infections	n (%)	n (%)	n (%)	n (%)	n (%)	n (%)
COPD	n (%)	n (%)	n (%)	n (%)	n (%)	n (%)
Asthma	n (%)	n (%)	n (%)	n (%)	n (%)	n (%)
Pulmonary hypertension	n (%)	n (%)	n (%)	n (%)	n (%)	n (%)
Obstructive sleep apnea	n (%)	n (%)	n (%)	n (%)	n (%)	n (%)
Pneumonia	n (%)	n (%)	n (%)	n (%)	n (%)	n (%)
Liver disease	n (%)	n (%)	n (%)	n (%)	n (%)	n (%)
Osteoarthritis	n (%)	n (%)	n (%)	n (%)	n (%)	n (%)
Dorsopathies	n (%)	n (%)	n (%)	n (%)	n (%)	n (%)
Fractures	n (%)	n (%)	n (%)	n (%)	n (%)	n (%)
Falls	n (%)	n (%)	n (%)	n (%)	n (%)	n (%)
Osteoporosis	n (%)	n (%)	n (%)	n (%)	n (%)	n (%)
Disorders of thyroid gland	n (%)	n (%)	n (%)	n (%)	n (%)	n (%)
Depression	n (%)	n (%)	n (%)	n (%)	n (%)	n (%)
Anxiety	n (%)	n (%)	n (%)	n (%)	n (%)	n (%)
Sleep disorders	n (%)	n (%)	n (%)	n (%)	n (%)	n (%)
Dementia	n (%)	n (%)	n (%)	n (%)	n (%)	n (%)
Delirium	n (%)	n (%)	n (%)	n (%)	n (%)	n (%)
Psychosis	n (%)	n (%)	n (%)	n (%)	n (%)	n (%)
Diabetes Related Complications						
Diabetic nephropathy	n (%)	n (%)	n (%)	n (%)	n (%)	n (%)

Characteristic	Diabetic Kidney Disease			No Diabetic Kidney Disease		
	Overall (N=XXXX)	Empagliflozin Initiators (N=XXXX)	DPP4i Initiators (N=XXXX)	Overall (N=XXXX)	Empagliflozin Initiators (N=XXXX)	DPP4i Initiators (N=XXXX)
Diabetic retinopathy	n (%)	n (%)	n (%)	n (%)	n (%)	n (%)
Diabetes with other ophthalmic conditions or ophthalmic procedures	n (%)	n (%)	n (%)	n (%)	n (%)	n (%)
Diabetic neuropathy	n (%)	n (%)	n (%)	n (%)	n (%)	n (%)
Diabetes with peripheral circulatory disorders	n (%)	n (%)	n (%)	n (%)	n (%)	n (%)
Diabetic Foot	n (%)	n (%)	n (%)	n (%)	n (%)	n (%)
Lower extremity amputation	n (%)	n (%)	n (%)	n (%)	n (%)	n (%)
Skin infections	n (%)	n (%)	n (%)	n (%)	n (%)	n (%)
Foot ulcer	n (%)	n (%)	n (%)	n (%)	n (%)	n (%)
Erectile dysfunction	n (%)	n (%)	n (%)	n (%)	n (%)	n (%)
Hypoglycemia	n (%)	n (%)	n (%)	n (%)	n (%)	n (%)
Hyperglycemia	n (%)	n (%)	n (%)	n (%)	n (%)	n (%)
Disorders of fluid electrolyte and acid-base balance	n (%)	n (%)	n (%)	n (%)	n (%)	n (%)
Diabetic ketoacidosis	n (%)	n (%)	n (%)	n (%)	n (%)	n (%)
Hyperosmolar hyperglycemic non-ketotic syndrome	n (%)	n (%)	n (%)	n (%)	n (%)	n (%)
Diabetes with unspecified complication	n (%)	n (%)	n (%)	n (%)	n (%)	n (%)
Labs and Vitals						
SBP – N (%)	n (%)	n (%)	n (%)	n (%)	n (%)	n (%)
Mean (SD)	xx (xx.x)	xx (xx.x)	xx (xx.x)	xx (xx.x)	xx (xx.x)	xx (xx.x)
Median (Q1, Q3)	xx (xx, xx)	xx (xx, xx)	xx (xx, xx)	xx (xx, xx)	xx (xx, xx)	xx (xx, xx)
5 th , 95 th percentiles	xx, xx	xx, xx	xx, xx	xx, xx	xx, xx	xx, xx
Min, Max	xx, xx	xx, xx	xx, xx	xx, xx	xx, xx	xx, xx
DBP – N (%)	n (%)	n (%)	n (%)	n (%)	n (%)	n (%)
Mean (SD)	xx (xx.x)	xx (xx.x)	xx (xx.x)	xx (xx.x)	xx (xx.x)	xx (xx.x)
Median (Q1, Q3)	xx (xx, xx)	xx (xx, xx)	xx (xx, xx)	xx (xx, xx)	xx (xx, xx)	xx (xx, xx)
5 th , 95 th percentiles	xx, xx	xx, xx	xx, xx	xx, xx	xx, xx	xx, xx

Characteristic	Diabetic Kidney Disease			No Diabetic Kidney Disease		
	Overall (N=XXXX)	Empagliflozin Initiators (N=XXXX)	DPP4i Initiators (N=XXXX)	Overall (N=XXXX)	Empagliflozin Initiators (N=XXXX)	DPP4i Initiators (N=XXXX)
Min, Max	xx, xx	xx, xx	xx, xx	xx, xx	xx, xx	xx, xx
BMI – N (%)	n (%)	n (%)	n (%)	n (%)	n (%)	n (%)
Mean (SD)	xx (xx.x)	xx (xx.x)	xx (xx.x)	xx (xx.x)	xx (xx.x)	xx (xx.x)
Median (Q1, Q3)	xx (xx, xx)	xx (xx, xx)	xx (xx, xx)	xx (xx, xx)	xx (xx, xx)	xx (xx, xx)
5 th , 95 th percentiles	xx, xx	xx, xx	xx, xx	xx, xx	xx, xx	xx, xx
Min, Max	xx, xx	xx, xx	xx, xx	xx, xx	xx, xx	xx, xx
Overweight	n (%)	n (%)	n (%)	n (%)	n (%)	n (%)
Obesity	n (%)	n (%)	n (%)	n (%)	n (%)	n (%)
Serum creatinine – N (%)	n (%)	n (%)	n (%)	n (%)	n (%)	n (%)
Mean (SD)	xx (xx.x)	xx (xx.x)	xx (xx.x)	xx (xx.x)	xx (xx.x)	xx (xx.x)
Median (Q1, Q3)	xx (xx, xx)	xx (xx, xx)	xx (xx, xx)	xx (xx, xx)	xx (xx, xx)	xx (xx, xx)
5 th , 95 th percentiles	xx, xx	xx, xx	xx, xx	xx, xx	xx, xx	xx, xx
Min, Max	xx, xx	xx, xx	xx, xx	xx, xx	xx, xx	xx, xx
N. Results in Prior Year [Median (Q1, Q3)]	xx (xx, xx)	xx (xx, xx)	xx (xx, xx)	xx (xx, xx)	xx (xx, xx)	xx (xx, xx)
eGFR – N (%)	n (%)	n (%)	n (%)	n (%)	n (%)	n (%)
Mean (SD)	xx (xx.x)	xx (xx.x)	xx (xx.x)	xx (xx.x)	xx (xx.x)	xx (xx.x)
Median (Q1, Q3)	xx (xx, xx)	xx (xx, xx)	xx (xx, xx)	xx (xx, xx)	xx (xx, xx)	xx (xx, xx)
5 th , 95 th percentiles	xx, xx	xx, xx	xx, xx	xx, xx	xx, xx	xx, xx
Min, Max	xx, xx	xx, xx	xx, xx	xx, xx	xx, xx	xx, xx
N. Results in Prior Year [Median (Q1, Q3)]	xx (xx, xx)	xx (xx, xx)	xx (xx, xx)	xx (xx, xx)	xx (xx, xx)	xx (xx, xx)
Albuminuria – N (%)	n (%)	n (%)	n (%)	n (%)	n (%)	n (%)
Mean (SD)	xx (xx.x)	xx (xx.x)	xx (xx.x)	xx (xx.x)	xx (xx.x)	xx (xx.x)
Median (Q1, Q3)	xx (xx, xx)	xx (xx, xx)	xx (xx, xx)	xx (xx, xx)	xx (xx, xx)	xx (xx, xx)
5 th , 95 th percentiles	xx, xx	xx, xx	xx, xx	xx, xx	xx, xx	xx, xx
Min, Max	xx, xx	xx, xx	xx, xx	xx, xx	xx, xx	xx, xx
N. Results in Prior Year [Median (Q1, Q3)]	xx (xx, xx)	xx (xx, xx)	xx (xx, xx)	xx (xx, xx)	xx (xx, xx)	xx (xx, xx)
BUN – N (%)	n (%)	n (%)	n (%)	n (%)	n (%)	n (%)
Mean (SD)	xx (xx.x)	xx (xx.x)	xx (xx.x)	xx (xx.x)	xx (xx.x)	xx (xx.x)

Proprietary confidential information © 2023 Boehringer Ingelheim International GmbH or one or more of its affiliated companies

Characteristic	Diabetic Kidney Disease			No Diabetic Kidney Disease		
	Overall (N=XXXX)	Empagliflozin Initiators (N=XXXX)	DPP4i Initiators (N=XXXX)	Overall (N=XXXX)	Empagliflozin Initiators (N=XXXX)	DPP4i Initiators (N=XXXX)
Median (Q1, Q3)	xx (xx, xx)	xx (xx, xx)	xx (xx, xx)	xx (xx, xx)	xx (xx, xx)	xx (xx, xx)
5 th , 95 th percentiles	xx, xx	xx, xx	xx, xx	xx, xx	xx, xx	xx, xx
Min, Max	xx, xx	xx, xx	xx, xx	xx, xx	xx, xx	xx, xx
N. Results in Prior Year [Median (Q1, Q3)]	xx (xx, xx)	xx (xx, xx)	xx (xx, xx)	xx (xx, xx)	xx (xx, xx)	xx (xx, xx)
HbA1c – N (%)	n (%)	n (%)	n (%)	n (%)	n (%)	n (%)
Mean (SD)	xx (xx.x)	xx (xx.x)	xx (xx.x)	xx (xx.x)	xx (xx.x)	xx (xx.x)
Median (Q1, Q3)	xx (xx, xx)	xx (xx, xx)	xx (xx, xx)	xx (xx, xx)	xx (xx, xx)	xx (xx, xx)
5 th , 95 th percentiles	xx, xx	xx, xx	xx, xx	xx, xx	xx, xx	xx, xx
Min, Max	xx, xx	xx, xx	xx, xx	xx, xx	xx, xx	xx, xx
N. Results in Prior Year [Median (Q1, Q3)]	xx (xx, xx)	xx (xx, xx)	xx (xx, xx)	xx (xx, xx)	xx (xx, xx)	xx (xx, xx)
Total Cholesterol – N (%)	n (%)	n (%)	n (%)	n (%)	n (%)	n (%)
Mean (SD)	xx (xx.x)	xx (xx.x)	xx (xx.x)	xx (xx.x)	xx (xx.x)	xx (xx.x)
Median (Q1, Q3)	xx (xx, xx)	xx (xx, xx)	xx (xx, xx)	xx (xx, xx)	xx (xx, xx)	xx (xx, xx)
5 th , 95 th percentiles	xx, xx	xx, xx	xx, xx	xx, xx	xx, xx	xx, xx
Min, Max	xx, xx	xx, xx	xx, xx	xx, xx	xx, xx	xx, xx
N. Results in Prior Year [Median (Q1, Q3)]	xx (xx, xx)	xx (xx, xx)	xx (xx, xx)	xx (xx, xx)	xx (xx, xx)	xx (xx, xx)
LDL – N (%)	n (%)	n (%)	n (%)	n (%)	n (%)	n (%)
Mean (SD)	xx (xx.x)	xx (xx.x)	xx (xx.x)	xx (xx.x)	xx (xx.x)	xx (xx.x)
Median (Q1, Q3)	xx (xx, xx)	xx (xx, xx)	xx (xx, xx)	xx (xx, xx)	xx (xx, xx)	xx (xx, xx)
5 th , 95 th percentiles	xx, xx	xx, xx	xx, xx	xx, xx	xx, xx	xx, xx
Min, Max	xx, xx	xx, xx	xx, xx	xx, xx	xx, xx	xx, xx
N. Results in Prior Year [Median (Q1, Q3)]	xx (xx, xx)	xx (xx, xx)	xx (xx, xx)	xx (xx, xx)	xx (xx, xx)	xx (xx, xx)
HDL – N (%)	n (%)	n (%)	n (%)	n (%)	n (%)	n (%)
Mean (SD)	xx (xx.x)	xx (xx.x)	xx (xx.x)	xx (xx.x)	xx (xx.x)	xx (xx.x)
Median (Q1, Q3)	xx (xx, xx)	xx (xx, xx)	xx (xx, xx)	xx (xx, xx)	xx (xx, xx)	xx (xx, xx)
5 th , 95 th percentiles	xx, xx	xx, xx	xx, xx	xx, xx	xx, xx	xx, xx
Min, Max	xx, xx	xx, xx	xx, xx	xx, xx	xx, xx	xx, xx

Characteristic	Diabetic Kidney Disease			No Diabetic Kidney Disease		
	Overall (N=XXXX)	Empagliflozin Initiators (N=XXXX)	DPP4i Initiators (N=XXXX)	Overall (N=XXXX)	Empagliflozin Initiators (N=XXXX)	DPP4i Initiators (N=XXXX)
N. Results in Prior Year [Median (Q1, Q3)]	xx (xx, xx)	xx (xx, xx)	xx (xx, xx)	xx (xx, xx)	xx (xx, xx)	xx (xx, xx)
Triglycerides – N (%)	n (%)	n (%)	n (%)	n (%)	n (%)	n (%)
Mean (SD)	xx (xx.x)	xx (xx.x)	xx (xx.x)	xx (xx.x)	xx (xx.x)	xx (xx.x)
Median (Q1, Q3)	xx (xx, xx)	xx (xx, xx)	xx (xx, xx)	xx (xx, xx)	xx (xx, xx)	xx (xx, xx)
5 th , 95 th percentiles	xx, xx	xx, xx	xx, xx	xx, xx	xx, xx	xx, xx
Min, Max	xx, xx	xx, xx	xx, xx	xx, xx	xx, xx	xx, xx
N. Results in Prior Year [Median (Q1, Q3)]	xx (xx, xx)	xx (xx, xx)	xx (xx, xx)	xx (xx, xx)	xx (xx, xx)	xx (xx, xx)
Medication History						
ACE inhibitors or ARBs	n (%)	n (%)	n (%)	n (%)	n (%)	n (%)
Beta blockers	n (%)	n (%)	n (%)	n (%)	n (%)	n (%)
Calcium-channel blockers	n (%)	n (%)	n (%)	n (%)	n (%)	n (%)
Thiazide diuretics	n (%)	n (%)	n (%)	n (%)	n (%)	n (%)
Loop diuretics	n (%)	n (%)	n (%)	n (%)	n (%)	n (%)
Other diuretics	n (%)	n (%)	n (%)	n (%)	n (%)	n (%)
Finerenone	n (%)	n (%)	n (%)	n (%)	n (%)	n (%)
sMRAs	n (%)	n (%)	n (%)	n (%)	n (%)	n (%)
Nitrates	n (%)	n (%)	n (%)	n (%)	n (%)	n (%)
Other hypertension drugs	n (%)	n (%)	n (%)	n (%)	n (%)	n (%)
Digoxin	n (%)	n (%)	n (%)	n (%)	n (%)	n (%)
Anti-arrhythmics	n (%)	n (%)	n (%)	n (%)	n (%)	n (%)
COPD or asthma medications	n (%)	n (%)	n (%)	n (%)	n (%)	n (%)
Other lipid-lowering drugs	n (%)	n (%)	n (%)	n (%)	n (%)	n (%)
Antiplatelet agents	n (%)	n (%)	n (%)	n (%)	n (%)	n (%)
Oral anticoagulants	n (%)	n (%)	n (%)	n (%)	n (%)	n (%)
Heparin and other low-molecular weight heparins	n (%)	n (%)	n (%)	n (%)	n (%)	n (%)
Nonsteroidal anti-inflammatory drugs	n (%)	n (%)	n (%)	n (%)	n (%)	n (%)
Oral corticosteroids	n (%)	n (%)	n (%)	n (%)	n (%)	n (%)

Statistical and Epidemiological Analysis Plan (SEAP) for Non-Interventional Study (NIS)

BI Study Number 1245-0228

c39712001-02

Proprietary confidential information © 2023 Boehringer Ingelheim International GmbH or one or more of its affiliated companies

Characteristic	Diabetic Kidney Disease			No Diabetic Kidney Disease		
	Overall (N=XXXX)	Empagliflozin Initiators (N=XXXX)	DPP4i Initiators (N=XXXX)	Overall (N=XXXX)	Empagliflozin Initiators (N=XXXX)	DPP4i Initiators (N=XXXX)
Other immunosuppressives	n (%)	n (%)	n (%)	n (%)	n (%)	n (%)
Bisphosphonates	n (%)	n (%)	n (%)	n (%)	n (%)	n (%)
Opioids	n (%)	n (%)	n (%)	n (%)	n (%)	n (%)
Antidepressants	n (%)	n (%)	n (%)	n (%)	n (%)	n (%)
Antipsychotics	n (%)	n (%)	n (%)	n (%)	n (%)	n (%)
Anticonvulsants	n (%)	n (%)	n (%)	n (%)	n (%)	n (%)
Benzodiazepines	n (%)	n (%)	n (%)	n (%)	n (%)	n (%)
Other anxiolytics or hypnotics	n (%)	n (%)	n (%)	n (%)	n (%)	n (%)
Dementia medications	n (%)	n (%)	n (%)	n (%)	n (%)	n (%)
Antiparkinsonian medications	n (%)	n (%)	n (%)	n (%)	n (%)	n (%)
ARNi	n (%)	n (%)	n (%)	n (%)	n (%)	n (%)
Statins	n (%)	n (%)	n (%)	n (%)	n (%)	n (%)
Diabetes Medication History						
Monotherapy	n (%)	n (%)	n (%)	n (%)	n (%)	n (%)
Insulin	n (%)	n (%)	n (%)	n (%)	n (%)	n (%)
Metformin	n (%)	n (%)	n (%)	n (%)	n (%)	n (%)
Sulfonylureas	n (%)	n (%)	n (%)	n (%)	n (%)	n (%)
Glitazones	n (%)	n (%)	n (%)	n (%)	n (%)	n (%)
Empagliflozin	n (%)	n (%)	n (%)	n (%)	n (%)	n (%)
GLP1RA	n (%)	n (%)	n (%)	n (%)	n (%)	n (%)
DPP4 inhibitor	n (%)	n (%)	n (%)	n (%)	n (%)	n (%)
Other SGLT2i	n (%)	n (%)	n (%)	n (%)	n (%)	n (%)
Healthcare Utilization						
Hospitalization within prior 30 days	n (%)	n (%)	n (%)	n (%)	n (%)	n (%)
Hospitalization during prior 31-365 days	n (%)	n (%)	n (%)	n (%)	n (%)	n (%)
No. hospitalizations	n (%)	n (%)	n (%)	n (%)	n (%)	n (%)
No. hospital days	n (%)	n (%)	n (%)	n (%)	n (%)	n (%)

Characteristic	Diabetic Kidney Disease			No Diabetic Kidney Disease		
	Overall (N=XXXX)	Empagliflozin Initiators (N=XXXX)	DPP4i Initiators (N=XXXX)	Overall (N=XXXX)	Empagliflozin Initiators (N=XXXX)	DPP4i Initiators (N=XXXX)
No. emergency department visits	n (%)	n (%)	n (%)	n (%)	n (%)	n (%)
No. office visits	n (%)	n (%)	n (%)	n (%)	n (%)	n (%)
Electrocardiogram	n (%)	n (%)	n (%)	n (%)	n (%)	n (%)
No. electrocardiograms	n (%)	n (%)	n (%)	n (%)	n (%)	n (%)
No. distinct medication prescriptions	n (%)	n (%)	n (%)	n (%)	n (%)	n (%)

Table 1c: Weighted Baseline Characteristics of the Primary Comparison Cohort Population = Empagliflozin and DPP4i initiators

Table 1d: Weighted Baseline Characteristics of the Primary Comparison Cohort by DKD status Population = Empagliflozin and DPP4i initiators

Example Figure 1a: CONNECT-S Plot for the Primary Comparison Cohort, overall and by DKD status Population = Empagliflozin and DPP4i initiators

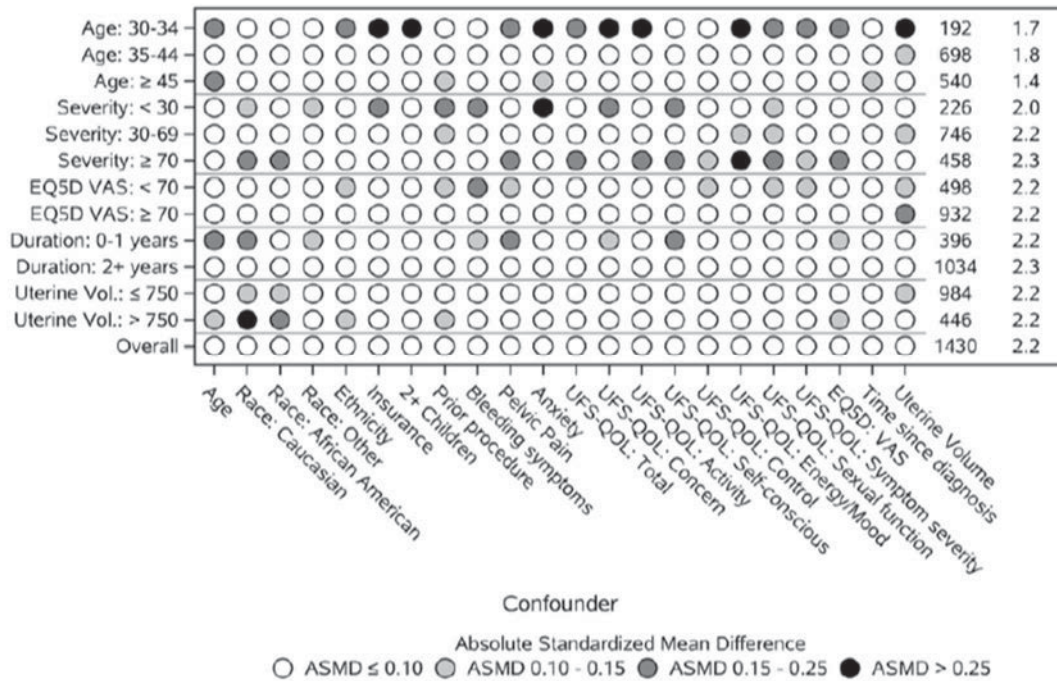


Table 1e: Prescribing Characteristics of the Primary Comparison Cohort Population = Empagliflozin and DPP4i initiators

Characteristic	Overall (N=XXXX)	Empagliflozin Initiators (N=XXXX)	DPP4i Initiators (N=XXXX)
Missing Rx End Date (%) for Index Drug*			
Refills on Index Drug			
Missing			
0			
1			
2			
3			
4+			
Days Supply of Index Drug			
N Missing (%)			
Mean (SD)			
Median (Q1, Q3)			
5 th , 95 th percentiles			
Min, Max			
Number of Index Drug Rx per patient			
1			
2			
3			
4+			
Time (days) between Rx for Index Drug [Mean (SD)]			
Time (days) between first Rx and last Rx for Index Drug [Mean (SD)]			
Time (days) to switching [Mean (SD)]			
*Prescribing information pertains only to the drug of interest in the treatment groups. For example, refill data for the empagliflozin group is supplied for empagliflozin prescriptions.			

Figure 1b. Cumulative Incidence of Drug Switching During Follow-up, by Index Drug Population = Empagliflozin and DPP4i initiators

**Table 2a: Unweighted Baseline Characteristics of the Secondary Comparison Cohort
Population = SGLT2i and GLP1RA initiators**

**Table 2b: Unweighted Baseline Characteristics of the Secondary Comparison Cohort by
DKD status
Population = SGLT2i and GLP1RA initiators**

**Table 2c: Weighted Baseline Characteristics of the Secondary Comparison Cohort
Population = SGLT2i and GLP1RA initiators**

**Table 2d: Weighted Baseline Characteristics of the Secondary Comparison Cohort by
DKD status
Population = SGLT2i and GLP1RA initiators**

**Figure 2a: CONNECT-S Plot for the Secondary Comparison Cohort, overall and by
DKD status
Population = SGLT2i and GLP1RA initiators**

**Table 2e: Prescribing Characteristics of the Secondary Comparison Cohort
Population = SGLT2i and GLP1RA initiators**

**Figure 2b. Cumulative Incidence of Drug Switching During Follow-up, by Index Drug
Population = SGLT2i and GLP1RA initiators**

Boehringer Ingelheim
Statistical and Epidemiological Analysis Plan (SEAP) for Non-Interventional Study
(NIS)
BI Study Number 1245-0228

Proprietary confidential information © 2023 Boehringer Ingelheim International GmbH or one or more of its affiliated companies

**Table 3a: Effectiveness of Empagliflozin compared to DPP4i on Renal and CV Outcomes/
Population = Empagliflozin and DPP4i initiators**

Outcome	Empagliflozin			DPP4i			Hazard Ratio (95% CI)	P-value
	Events (PY1) Median FU Time (Q1, Q3)	N at Risk	Incidence Rate	Events (PY1) Median FU Time (Q1, Q3)	N at Risk	Incidence Rate		
Composite of 40% decline in eGFR, incident end-stage renal disease or all-cause death								
Renal Effectiveness Outcomes								
40% decline in eGFR								
Incident end-stage renal disease								
Dialysis								
Kidney transplant								
CV Effectiveness Outcomes								
Hospitalization for heart failure or all-cause death								
Hospitalization for								

Boehringer Ingelheim
Statistical and Epidemiological Analysis Plan (SEAP) for Non-Interventional Study
(NIS)
BI Study Number 1245-0228

Proprietary confidential information © 2023 Boehringer Ingelheim International GmbH or one or more of its affiliated companies

Outcome	Empagliflozin			DPP4i			Hazard Ratio (95% CI)	P-value
	Events (PY1) Median FU Time (Q1, Q3)	N at Risk	Incidence Rate	Events (PY1) Median FU Time (Q1, Q3)	N at Risk	Incidence Rate		
heart failure								
All-cause death								
MI, stroke, all-cause death, or coronary revascularization								
Safety Outcomes								
Volume depletion								
Diabetic ketoacidosis								
Severe hypoglycemia								
Urinary tract cancer								
Complicated urinary tract infection								
Acute kidney injury requiring dialysis								
Genital mycotic infection								
Sensitivity Outcomes								
Composite of 40% decline in eGFR1, incident end-stage renal								

Boehringer Ingelheim
Statistical and Epidemiological Analysis Plan (SEAP) for Non-Interventional Study
(NIS)
BI Study Number 1245-0228

Proprietary confidential information © 2023 Boehringer Ingelheim International GmbH or one or more of its affiliated companies

Outcome	Empagliflozin			DPP4i			Hazard Ratio (95% CI)	P-value
	Events (PY1) Median FU Time (Q1, Q3)	N at Risk	Incidence Rate	Events (PY1) Median FU Time (Q1, Q3)	N at Risk	Incidence Rate		
disease or all-cause death								
40% decline in eGFR1								
Composite of 40% decline in eGFR, incident end-stage renal disease or all-cause death – ITT Approach								
Composite of 40% decline in eGFR, incident end-stage renal disease or all-cause death – Discontinuation sensitivity analysis #1								
Composite of 40% decline in eGFR, incident end-stage renal disease or all-cause death – Traditional AT Approach (discontinuation sensitivity analysis #2)								
Composite of 40%								

Boehringer Ingelheim
Statistical and Epidemiological Analysis Plan (SEAP) for Non-Interventional Study
(NIS)
BI Study Number 1245-0228

Proprietary confidential information © 2023 Boehringer Ingelheim International GmbH or one or more of its affiliated companies

Outcome	Empagliflozin			DPP4i			Hazard Ratio (95% CI)	P-value
	Events (PY1) Median FU Time (Q1, Q3)	N at Risk	Incidence Rate	Events (PY1) Median FU Time (Q1, Q3)	N at Risk	Incidence Rate		
decline in eGFR, incident end-stage renal disease or all-cause death – eGFR excluded from PS models								

†For the primary outcome, eGFR decline is defined using 2 measurements. For the sensitivity outcome, only 1 measurement indicating decline will be required.

Table 3b: Effectiveness of Empagliflozin compared to DPP4i on Renal and CV Outcomes
Population = Empagliflozin and DPP4i initiators with Diabetic Kidney Disease

Table 3c: Effectiveness of Empagliflozin compared to DPP4i on Renal and CV Outcomes
Population = Empagliflozin and DPP4i initiators without Diabetic Kidney Disease

Figure 3x: Kaplan-Meier Event Curves Comparing Empagliflozin to DPP4i, overall and by DKD status
Population = Empagliflozin and DPP4i initiators
Table 4a: Effectiveness of SGLT2i compared to GLP1RA on Renal and CV Outcomes
Population = SGLT2i and GLP1RA initiators

Table 4b: Effectiveness of SGLT2i compared to GLP1RA on Renal and CV Outcomes
Population = SGLT2i and GLP1RA initiators with Diabetic Kidney Disease

Table 4c: Effectiveness of SGLT2i compared to GLP1RA on Renal and CV Outcomes
Population = SGLT2i and GLP1RA initiators without Diabetic Kidney Disease

Figure 4x: Kaplan-Meier Event Curves Comparing SGLT2i to GLP1RA, overall and by DKD status
Population = SGLT2i and GLP1RA initiators

Table 5a: Baseline Characteristics of the Primary Comparison Cohort - Propensity Score Matching
Population = Empagliflozin and DPP4i initiators

Table 5b: Baseline Characteristics of the Primary Comparison Cohort by DKD status – Propensity Score Matching
Population = Empagliflozin and DPP4i initiators

Table 5c: Effectiveness of Empagliflozin compared to DPP4i on Renal and CV Outcomes - Propensity Score Matching
Population = Empagliflozin and DPP4i initiators

Table 5d: Effectiveness of Empagliflozin compared to DPP4i on Renal and CV Outcomes - Propensity Score Matching
Population = Empagliflozin and DPP4i initiators with Diabetic Kidney Disease

Table 5e: Effectiveness of Empagliflozin compared to DPP4i on Renal and CV Outcomes - Propensity Score Matching
Population = Empagliflozin and DPP4i initiators without Diabetic Kidney Disease

Figure 5x: Kaplan-Meier Event Curves Comparing Empagliflozin to DPP4i, overall and by DKD status - Propensity Score Matching
Population = Empagliflozin and DPP4i initiators



Boehringer Ingelheim
Statistical and Epidemiological Analysis Plan (SEAP) for Non-Interventional Study
(NIS)
BI Study Number 1245-0228

Proprietary confidential information © 2023 Boehringer Ingelheim International GmbH or one or more of its affiliated companies



Boehringer Ingelheim
Statistical and Epidemiological Analysis Plan (SEAP) for Non-Interventional Study
(NIS)
BI Study Number 1245-0228

Proprietary confidential information © 2023 Boehringer Ingelheim International GmbH or one or more of its affiliated companies

Table 7: Effectiveness of Empagliflozin compared to DPP4i on Renal and CV Outcomes in Subgroups - Population = Empagliflozin and DPP4i initiators

Outcome	Empagliflozin			DPP4i			Hazard Ratio (95% CI)	Interaction P-value
	Events (PY1) Median FU Time (Q1, Q3)	N at Risk	Incidence Rate	Events (PY1) Median FU Time (Q1, Q3)	N at Risk	Incidence Rate		
Sex								
Male								
Female								
Age								
<=65								
>65								
History of CV Events								
Yes								
No								
History of HF Events								
Yes								
No								
Concomitant metformin								
Yes								
No								

Boehringer Ingelheim
Statistical and Epidemiological Analysis Plan (SEAP) for Non-Interventional Study
(NIS)
BI Study Number 1245-0228

Proprietary confidential information © 2023 Boehringer Ingelheim International GmbH or one or more of its affiliated companies

Outcome	Empagliflozin			DPP4i			Hazard Ratio (95% CI)	Interaction P-value
	Events (PY1) Median FU Time (Q1, Q3)	N at Risk	Incidence Rate	Events (PY1) Median FU Time (Q1, Q3)	N at Risk	Incidence Rate		
eGFR (DKD Cohort only)								
@30								
@40								
@50								

Proprietary confidential information © 2023 Boehringer Ingelheim International GmbH or one or more of its affiliated companies

ANNEX 3. REVIEWERS AND APPROVAL SIGNATURES

The NIS SEAP must be sent for review to the following individuals prior to approval.

Reviewer	NIS involving BI product(s)	NIS not involving BI product(s)	
		Global NIS	Local NIS
NIS Lead	X	X	X
Global TM Epi*	X	X	X
NIS Data Manager	X	X	X
TSTAT (for NISnd only)	X	X	X
RWE CoE	X	X	

* When BI NIS lead is not TM Epi

Study Title: Comparative cardiovascular and renal effectiveness and safety of Empagliflozin and other SGLT2i in patients with type 2 diabetes (T2D) with and without baseline kidney disease in the United States

Study Number: 1245.0228

Protocol Version: 2.0

I herewith certify that I agree to the content of the study SEAP and to all documents referenced in the study SEAP.

Position: NIS [Redacted] Name/Date: [Redacted]

Position: NIS Data [Redacted] Name/Date: [Redacted]

Position: RWE CoE Name/Date: [Redacted]

Position: NIS Statistician Name/Date: [Redacted]

DocuSigned by:
 Signature: [Redacted]

DocuSigned by:
 Signature: [Redacted]
 Signer Name: [Redacted]
 Signing Reason: I approve this document
 Signing Time: 28-Jul-2023 | 4:28:52 PM CEST

DocuSigned by:
 Signature: [Redacted]
 Signer Name: [Redacted]
 Signing Reason: I approve this document
 Signing Time: 31-Jul-2023 | 6:52:18 PM CEST

DocuSigned by:
 Signature: [Redacted]
 Signer Name: [Redacted]
 Signing Reason: I approve this document
 Signing Time: 31-Jul-2023 | 3:38:53 PM CEST

DocuSigned by:
 Signature: [Redacted]
 Signer Name: [Redacted]
 Signing Reason: I approve this document
 Signing Time: 31-Jul-2023 | 4:33:48 PM CEST

Boehringer Ingelheim

Page 70 of 407

Statistical and Epidemiological Analysis Plan (SEAP) for Non-Interventional Study

(NIS)

BI Study Number 1245-0228

c39712001-02

Proprietary confidential information © 2023 Boehringer Ingelheim International GmbH or one or more of its affiliated companies

ANNEX 4. CODELIST

Boehringer Ingelheim Statistical and Epidemiological Analysis Plan (SEAP) for Non-Interventional Study (NIS)

BI Study Number 1245-0228

Proprietary confidential information © 2023 Boehringer Ingelheim International GmbH or one or more of its affiliated companies

CATEGORY	CONCEPT USE	CONCEPT ID	CONCEPT LBL	SOURCE	CONCEPT_NOTES	DEVELOPMENT_NOTES	NOTES FOR BI
DX	OUTCOME	DX_MI	ACUTE MYOCARDIAL INFARCTION	EMPRISE codes provided by BI CMS Hospital Compare (https://qualtrics.cms.gov/patientmeasurements/iv)	Subset of the DX_MI codes. Excludes codes for medical history or subsequent episodes of care. Also excludes I21 (of acute MI, unspecified), which is uncommon in PCORNet data	PHSR Preferred	
DX	OUTCOME	DX_CABG	CORONARY REVASCLARIZATION, CABG	Created by PHSR team using codelist development processes	These diagnosis codes should be used in conjunction with the corresponding procedure codes if an investigator is interested in a sensitive definition. These codes are fairly high volume in PCORNet data.	PHSR Preferred	No external definitions were available, so we created the codelist using coding terminology databases. These diagnosis codes should be used in conjunction with the corresponding procedure codes if an investigator is interested in a sensitive definition. These codes are fairly high volume in PCORNet data.
FX	OUTCOME	FX_CABG	CORONARY REVASCLARIZATION, CABG	Created by PHSR team using codelist development processes	These diagnosis codes should be used in conjunction with the corresponding procedure codes if an investigator is interested in a sensitive definition. These codes are fairly high volume in PCORNet data.	PHSR Preferred	Multiple external sources exist but differ from one another. We compared codelists from Berman-Deych, CCW, and CCW. The Berman-Deych, CCW, and CCW codelists include ICD-9 codes that explicitly state without mention of infarction (433.00, 433.10, and 434.00) but they do not include the equivalent ICD-10 codes. Kikatalo excludes these codes and we have excluded them from our definition. The Kikatalo definition also includes 362.3 (retinal vascular occlusion), H14.1 (central retinal artery occlusion), and H14.4 (central retinal artery occlusion), and H14.4 (central retinal artery occlusion), and H14.4 (retinal artery occlusion), and H14.4 (retinal artery occlusion), and H14.4 (retinal artery occlusion), and H14.4 (retinal artery occlusion). We have excluded these codes from our definition as well. The code 436 (acute but ill-defined cerebrovascular disease) is not very specific but was included in all three sources so we retained this code.
DX	OUTCOME	DX_PCI	CORONARY REVASCLARIZATION, PCI	Created by PHSR team using codelist development processes	These diagnosis codes should be used in conjunction with the corresponding procedure codes if an investigator is interested in a sensitive definition. These codes are fairly high volume in PCORNet data.	PHSR Preferred	
FX	OUTCOME	FX_PCI	CORONARY REVASCLARIZATION, PCI	Created by PHSR team using codelist development processes	These diagnosis codes should be used in conjunction with the corresponding procedure codes if an investigator is interested in a sensitive definition. These codes are fairly high volume in PCORNet data.	PHSR Preferred	
DX	OUTCOME	DX_DM_KETO	DIABETIC KETOACIDOSIS	EMPRISE codes provided by BI; PH excluded codes related to TDM1			No external definitions were available, created using coding terminology databases and approved by PH. Compared codelists from CCS, [redacted], and the codist terminology database. This definition includes EM codes which are not in the external definitions but are high volume in PCORNet data in claims case the date of service are often bundled for payments.
DX	OUTCOME	DX_DIALYSIS	DIALYSIS (DX)	Codes provided by BI	Provided by [redacted] via email on 8/13/21		
FX	OUTCOME	FX_DIALYSIS	DIALYSIS (FX)	Codes provided by BI	Provided by [redacted] via email on 8/13/21		
DX	OUTCOME	DX_ESKD	END-STAGE KIDNEY DISEASE (DX)	EMPRISE codes provided by BI; updated by PHSR team using codelist development processes	Includes codes for infections, abscess, and ulcers.		
DX	OUTCOME	DX_KIDNEY_MVC	GENITAL MYCOTIC INFECTION	EMPRISE codes provided by BI			
DX	OUTCOME	DX_HF	HEART FAILURE	Berman-Deych, et al. Accuracy of ICD-9 codes for identifying cardiovascular and stroke risk factors. (Medical Care 2005). PMID: 15838413 Kikatalo, et al. Coding of stroke and stroke risk factors using international classification of diseases, revisions 9 and 10. (Stroke 2005). PMID: 16202772	The terms Congestive Heart Failure and Heart Failure are often used interchangeably. This definition includes rheumatic heart failure and excludes cardiomyopathy.	ICD9 codes retrieved from EncoderPro PHSR Preferred. Compared codelists from Quan, Berman-Deych, Elsthauser, and CCW. This definition includes codes for rheumatic heart failure (ICD-9-CM 398.81) ICD-10-CM (I09.81) which are included in the other definitions we reviewed (Elsthauser, CCW, and Quan). It excludes codes for cardiomyopathy (ICD-9-CM 425.4, ICD-10-CM I25.5, I24.4, I43), which are also included from the CCW and Elsthauser definitions but included in the Quan definition. PHSR Preferred. Compared codelists from Berman-Deych, CCW, and CCW.	
DX	OUTCOME	DX_STROKE_HEM	HEMORRHAGIC STROKE	EMPRISE codes provided by BI			
DX	OUTCOME	DX_HYPOGLY	HYPOLYCEMIA	EMPRISE codes provided by BI			
DX	OUTCOME	DX_STROKE_ISC	ISCHEMIC STROKE	Created by PHSR team using codelist development processes			
FX	OUTCOME	FX_KIDNEY_TX	KIDNEY TRANSPLANT (FX)	Clinical Classification Software (CCS), Clinical Classification Software Revised (CCSR), and Clinical Classification Software for Services and Procedures (CCS-Service and Procedures)			
DX	OUTCOME	DX_MI	MYOCARDIAL INFARCTION (MI)	Quan, et al. Coding algorithms for defining comorbidity in ICD-9 and ICD-10 administrative data. (Medical Care 2005). PMID: 16244307	Includes all codes for myocardial infarction including a history of MI and subsequent visits for MI. Subset of the DX_MI codes. Limited to codes which specify old MI, subsequent MI, or subsequent episode of care.	PHSR Preferred	
DX	OUTCOME	DX_MI_OLD	OLD MYOCARDIAL INFARCTION	ICD9 codes created by PHSR team using codelist development processes; ICD10 codes provided by [redacted]	ICD9 codes provided by BI. Mapped ICD10 codes to ICD9 codes using Encoder Pro	PHSR Preferred	
DX	OUTCOME	DX_PNEU	Pneumonia	Created by PHSR team using codelist development processes; ICD10 codes provided by [redacted]	ICD10 codes provided by BI. Mapped ICD10 codes to ICD9 codes using Encoder Pro		
DX	OUTCOME	DX_SEPSIS	SEPSIS	EMPRISE codes provided by BI			
DX	OUTCOME	DX_SEV_HYPOGLY	SEVERE HYPOLYCEMIA	Clinical Classification Software (CCS), Clinical Classification Software Revised (CCSR), and Clinical Classification Software for Services and Procedures (CCS-Service and Procedures)			
DX	OUTCOME	DX_UT_CANCER	URINARY TRACT CANCERS	Clinical Classification Software (CCS), Clinical Classification Software Revised (CCSR), and Clinical Classification Software for Services and Procedures (CCS-Service and Procedures)	Includes personal history	PHSR catalog	
DX	OUTCOME	DX_UTI	URINARY TRACT INFECTIONS	Created by PHSR team using codelist development processes; ICD9 codes created by [redacted]	Additional ICD10 codes provided by BI. Mapped ICD10 codes to ICD9 codes using Encoder Pro		
DX	COVARIATE	DX_ALCOHOL	ALCOHOL ABUSE OR DEPENDENCE	Elsthauser Comorbidity Index			
DX	COVARIATE	DX_ANXIETY	ANXIETY	CMS Chronic Condition Warehouse (CCW)	This is a broad definition that may include other illnesses or conditions in which anxiety may be considered a symptom. Additional information about specific codes can be provided upon request. CCW algorithm: At least 1 equivalent OR 2 other non-drug claims of any service type with DX codes		
DX	COVARIATE	DX_ASTHMA	ASTHMA	Created by PHSR team using codelist development processes			
DX	COVARIATE	DX_AFBIB	ATRIAL FIBRILLATION	CMS Chronic Condition Warehouse (CCW)	Unaltered version of the source codelist		
DX	COVARIATE	DX_ASDPKD	AUTOSOMAL DOMINANT POLYCYSTIC KIDNEY DISEASE	Provided by PI	Provided by [redacted] via email on 8/13/21		
DX	COVARIATE	DX_STONE_BLAB	BLADDER STONE	EMPRISE codes provided by BI			
DX	COVARIATE	DX_COPD	COPD	Created by PHSR team using codelist development processes	Includes emphysema and chronic bronchitis. Investigation interested in a specific definition may wish to exclude some of the chronic bronchitis codes.		
DX	COVARIATE	DX_CAD	CORONARY ARTERY DISEASE (CAD) (ISCHEMIC HEART DISEASE)	Berman-Deych, et al. Accuracy of ICD-9 codes for identifying cardiovascular and stroke risk factors. (Medical Care 2005). PMID: 15838413	The terms Coronary Heart Disease (CHD), Coronary Artery Disease (CAD), and Ischemic Heart Disease (IHD) are often used interchangeably.		
DX	COVARIATE	DX_DELRUM	DELIRIUM	Created by PHSR team using codelist development processes			

Boehringer Ingelheim Statistical and Epidemiological Analysis Plan (SEAP) for Non-Interventional Study (NIS) BI Study Number 1245-0228

Proprietary confidential information © 2023 Boehringer Ingelheim International GmbH or one or more of its affiliated companies

ID	COVARIATE	DX	DEMENTIA	DEMENTIA	
					PhSR catalog; also considered DPHS_V121818_DX_DEMEN_O (DEMENTIA) ELOHAUSER_V02021_DX_DEMENTIA_E (DEMENTIA) HY_PATHWAY_QUERY2_DX_DEMENTIA (CDSI_DEMENTIA) and PREVENTABLE_QUERY1_DX_DEMENTIA (DEMENTIA) codes but these included non-specific codes or codes for rate PhSR catalog; also considered COW_QUERY3_DX_COW12 (EPHRESION) and DPHS_V121818_DX_DEPRES_O (EPHRESION); but codes were too broad and included codes for other
					This is a broad definition. The code description is not always specific enough to evaluate why they were included in the CDMF definition. Additional information about specific codes can be provided upon request.
DX	COVARIATE	DX DEPRESSION	DEPRESSION	Elihauser Comorbidity Index	
DX	COVARIATE	DX DM OPTH	DIABETES WITH OTHER OPHTHALMIC CONDITIONS/MANIFESTATIONS	EMRISE codes provided by BI; FI excluded codes related to TDM1	
DX	COVARIATE	DX DM CIRC	DIABETES WITH PERSISTENT/ CIRCUATORY DISORDERS	EMRISE codes provided by BI; FI excluded codes related to TDM1	Includes dermatological complications, oral complications, diabetic arthropathy, and unspecified complications
DX	COVARIATE	DX DM OTHER	DIABETES WITH UNSPECIFIED/OTHER COMPLICATIONS	EMRISE codes provided by BI; FI excluded codes related to TDM1	
DX	COVARIATE	DX DM DIAB1	DIABETES, TYPE I	EMRISE codes provided by BI; FI excluded codes related to TDM1	
DX	COVARIATE	DX DM DIAB2	DIABETES, TYPE II	EMRISE codes provided by BI; FI excluded codes related to TDM1	
DX	COVARIATE	DX DM FOOT	DIABETIC FOOT ULCER	EMRISE codes provided by BI; FI excluded codes related to TDM1	
DX	COVARIATE	DX DM NEPHRO	DIABETIC NEPHROPATHY	EMRISE codes provided by BI; FI excluded codes related to TDM1	Includes neuropathy and other neurological complications
DX	COVARIATE	DX DM NEURO	DIABETIC NEUROPATHY	EMRISE codes provided by BI; FI excluded codes related to TDM1	Includes neuropathy, macular edema and vitreous hemorrhage
DX	COVARIATE	DX DM RETINO	DIABETIC RETINOPATHY	EMRISE codes provided by BI; FI excluded codes related to TDM1	
DX	COVARIATE	DX_FLUID_BAL	Disorder of fluid balance (acid-base balance)	EMRISE codes provided by BI; FI excluded codes related to TDM1	
DX	COVARIATE	DX_FLUID_ELECT	Disorder of fluid electrolyte	EMRISE codes provided by BI; FI excluded codes related to TDM1	
DX	COVARIATE	DX_OTHER_THYROID	DISORDERS OF THYROID GLAND	EMRISE codes provided by BI; FI excluded codes related to TDM1	Includes congenital and acquired hypothyroidism, goiter, thyrotoxicosis, iodine deficiency, and other thyroid disorders
DX	COVARIATE	DX_DORSOPATH	DORSOPATHIES	EMRISE codes provided by BI; FI excluded codes related to TDM1	Includes codes MSP/MS4 per study team
DX	COVARIATE	DX DRUG	DRUG ABUSE OR DEPENDENCE	EMRISE codes provided by BI; FI excluded codes related to TDM1	Does not include pregnancy codes
DX	COVARIATE	DX EDEMA	EDEMA	EMRISE codes provided by BI; FI excluded codes related to TDM1	
FX	COVARIATE	FX_ECG	ELECTROCARDIOGRAM (P/R)	EMRISE codes provided by BI; FI excluded codes related to TDM1	
DX	COVARIATE	DX ED	ERECTILE DYSFUNCTION	EMRISE codes provided by BI; FI excluded codes related to TDM1	
DX	COVARIATE	DX FALLS	FALLS (LIMB)	EMRISE codes provided by BI; FI excluded codes related to TDM1	Includes history of falls
FX	COVARIATE	FX FRACTURE	FRACTURES (P/R)	EMRISE codes provided by BI; FI excluded codes related to TDM1	
DX	COVARIATE	DX_HYPERLIP	HYPERLIPIDEMIA	EMRISE codes provided by BI; FI excluded codes related to TDM1	Wildcarded version of the source codset
DX	COVARIATE	DX_DM_HONK	HYPERGLYCEMIC NONKETOTIC SYNDROME (HONK)	EMRISE codes provided by BI; FI excluded codes related to TDM1	PhSR Patterned
DX	COVARIATE	DX HTN	HYPERTENSION	EMRISE codes provided by BI; FI excluded codes related to TDM1	PhSR Patterned. Compared codsets from Birman-Deych, CCS, CCW, Elihauser, and Quan. This definition combines the Quan definition for hypertension with complications and hypertension without complications. Other definitions sometimes include codes for hypertensive encephalopathy, hypertensive crisis, hypertensive retinopathy, pregnancy-related hypertension, or pulmonary hypertension.
DX	COVARIATE	DX HTN_NEPHRO	HYPERTENSIVE NEPHROPATHY	EMRISE codes provided by BI; FI excluded codes related to TDM1	
DX	COVARIATE	DX STONE_KID	KIDNEY STONE	EMRISE codes provided by BI; FI excluded codes related to TDM1	CPT codes only so may miss inpatient procedures. Includes urology, cytotuberculosis, nephrology, gastroenterology, proctology, proctocolonoscopy, lithotripsy, uroteral endoscopy, and uroterolithotomy
FX	COVARIATE	FX_STONE_KID	KIDNEY STONE (P/R)	EMRISE codes provided by BI; FI excluded codes related to TDM1	
DX	COVARIATE	DX LIVER	LIVER DISEASE	EMRISE codes provided by BI; FI excluded codes related to TDM1	Includes codes for hepatitis, cirrhosis, liver failure, etc
FX	COVARIATE	FX_LIVER	LIVER DISEASE (P/R)	EMRISE codes provided by BI; FI excluded codes related to TDM1	Includes ICD9 and ICD10 codes only so may miss outpatient encounters
DX	COVARIATE	DX_LOWER_AMP	LOWER EXTREMITY (LIME) AMPUTATION	EMRISE codes provided by BI; FI excluded codes related to TDM1	Used potential codes program to identify the ICD9 codes by entering the phrases "TRAUMATIC TRANSFALANGAL AMPUTATION" or "TRAUMATIC TRANSFALANGAL AMPUTATION" which appears in the ICD10 lists from CCS.
FX	COVARIATE	FX_LOWER_AMP	LOWER EXTREMITY (LIME) AMPUTATION	EMRISE codes provided by BI; FI excluded codes related to TDM1	PhSR catalog
DX	COVARIATE	DX_OBS_APNEA	OBSTRUCTIVE SLEEP APNEA	EMRISE codes provided by BI; FI excluded codes related to TDM1	CPT codes for CPAP device and supplies.
FX	COVARIATE	FX_OBS_APNEA	OBSTRUCTIVE SLEEP APNEA (P/R)	EMRISE codes provided by BI; FI excluded codes related to TDM1	
DX	COVARIATE	DX_OSTEOARTH	OSTEOARTHRITIS	EMRISE codes provided by BI; FI excluded codes related to TDM1	Includes osteoarthritis and osteoarthritis
DX	COVARIATE	DX_OSTEOPORO	OSTEOPOROSIS	EMRISE codes provided by BI; FI excluded codes related to TDM1	
DX	COVARIATE	DX_OTHER_RHYTHM	OTHER CARDIAC DYSRHYTHMIA	EMRISE codes provided by BI; FI excluded codes related to TDM1	
DX	COVARIATE	DX_OTHER_CERVO	OTHER CEREBROVASCULAR CONDITIONS	EMRISE codes provided by BI; FI excluded codes related to TDM1	Compared codsets from 6 sources (see below). There was no agreement into on how to handle E70 diagnosis codes which were included in any of the sources. The codset was too specific and classifying remaining codes into 4 mutually exclusive subtypes of PAD. Diagnoses that were included in one or more sources but excluded from these definitions are as follows: generalized and unspecified atherosclerosis (I40.0, I70.0 and I70.9), stenosis of artery (I47.1 and I71.1), diabetes with circulatory disorders or complications (E10.7*, E10.9*, E10.9*, E10.9*, E11.0*, E11.3*) and
DX	COVARIATE	DX_PAD	PAD	EMRISE codes provided by BI; FI excluded codes related to TDM1	
FX	COVARIATE	FX_PAD	PAD (P/R)	EMRISE codes provided by BI; FI excluded codes related to TDM1	
DX	COVARIATE	DX_PNEUMO	PNEUMONIA	EMRISE codes provided by BI; FI excluded codes related to TDM1	Concept input is a broad definition which is consistent with the Clinical Classification Software (CCS) definition
DX	COVARIATE	DX_PSYCH	PSYCHOISIS	EMRISE codes provided by BI; FI excluded codes related to TDM1	PhSR catalog; also considered CCS_QUERY1_DX_CCS2X_12 and CCS_QUERY1_DX_CCS2X_REP002
DX	COVARIATE	DX_PULMO_HTN	PULMONARY HYPERTENSION	EMRISE codes provided by BI; FI excluded codes related to TDM1	PhSR catalog; a broad definition, but blended codes from both Quan and Elihauser due to relevance
DX	COVARIATE	DX_SKIN_INF	SKIN INFECTIONS	EMRISE codes provided by BI; FI excluded codes related to TDM1	PhSR catalog
DX	COVARIATE	DX_SLEEP	SLEEP DISORDERS	EMRISE codes provided by BI; FI excluded codes related to TDM1	Includes sleep apnea, insomnia, hypersomnia, and other sleep disorders
DX	COVARIATE	DX_STB_ANGINA	STABLE ANGINA	EMRISE codes provided by BI; FI excluded codes related to TDM1	PhSR catalog

Proprietary confidential information © 2023 Boehringer Ingelheim International GmbH or one or more of its affiliated companies

DX COVARIATE DX TIA TRANSIENT ISCHEMIC ATTACK
TIA Created by [REDACTED] PHSR team using codified
development processes
DX COVARIATE DX UNS ANGINA UNSTABLE ANGINA Created by [REDACTED] PHSR team using codified
development processes

PHSR Preferred, Compared codetids from
Biman-Deyth, CCW, Kikotabo, [REDACTED]
Joint Commission and [REDACTED]. This
definition agrees with Joint Commission
PHSR catalog

Boehringer Ingelheim
Statistical and Epidemiological Analysis Plan (SEAP) for Non-Interventional Study
(NIS)
BI Study Number 1245-0228

Proprietary confidential information © 2023 Boehringer Ingelheim International GmbH or one or more of its affiliated companies

DX_CABG	CORONARY REVASCLARIZATION, CABG	DX10	I25.701	ATHEROSCLEROSIS OF CORONARY ARTERY BYPASS GRAFT(S), UNSPECIFIED, WITH ANGINA PECTORIS WITH DOCUMENTED SPASM	I25701
DX_CABG	CORONARY REVASCLARIZATION, CABG	DX10	I25.708	ATHEROSCLEROSIS OF CORONARY ARTERY BYPASS GRAFT(S), UNSPECIFIED, WITH OTHER FORMS OF ANGINA PECTORIS	I25708
DX_CABG	CORONARY REVASCLARIZATION, CABG	DX10	I25.709	ATHEROSCLEROSIS OF CORONARY ARTERY BYPASS GRAFT(S), UNSPECIFIED, WITH UNSPECIFIED ANGINA PECTORIS	I25709
DX_CABG	CORONARY REVASCLARIZATION, CABG	DX10	I25.710	ATHEROSCLEROSIS OF AUTOLOGOUS VEIN CORONARY ARTERY BYPASS GRAFT(S) WITH UNSTABLE ANGINA PECTORIS	I25710
DX_CABG	CORONARY REVASCLARIZATION, CABG	DX10	I25.711	ATHEROSCLEROSIS OF AUTOLOGOUS VEIN CORONARY ARTERY BYPASS GRAFT(S) WITH ANGINA PECTORIS WITH DOCUMENTED SPASM	I25711
DX_CABG	CORONARY REVASCLARIZATION, CABG	DX10	I25.718	ATHEROSCLEROSIS OF AUTOLOGOUS VEIN CORONARY ARTERY BYPASS GRAFT(S) WITH OTHER FORMS OF ANGINA PECTORIS	I25718
DX_CABG	CORONARY REVASCLARIZATION, CABG	DX10	I25.719	ATHEROSCLEROSIS OF AUTOLOGOUS VEIN CORONARY ARTERY BYPASS GRAFT(S) WITH UNSPECIFIED ANGINA PECTORIS	I25719
DX_CABG	CORONARY REVASCLARIZATION, CABG	DX10	I25.720	ATHEROSCLEROSIS OF AUTOLOGOUS ARTERY CORONARY ARTERY BYPASS GRAFT(S) WITH UNSTABLE ANGINA PECTORIS	I25720
DX_CABG	CORONARY REVASCLARIZATION, CABG	DX10	I25.721	ATHEROSCLEROSIS OF AUTOLOGOUS ARTERY CORONARY ARTERY BYPASS GRAFT(S) WITH ANGINA PECTORIS WITH DOCUMENTED SPASM	I25721
DX_CABG	CORONARY REVASCLARIZATION, CABG	DX10	I25.728	ATHEROSCLEROSIS OF AUTOLOGOUS ARTERY CORONARY ARTERY BYPASS GRAFT(S) WITH OTHER FORMS OF ANGINA PECTORIS	I25728
DX_CABG	CORONARY REVASCLARIZATION, CABG	DX10	I25.729	ATHEROSCLEROSIS OF AUTOLOGOUS ARTERY CORONARY ARTERY BYPASS GRAFT(S) WITH UNSPECIFIED ANGINA PECTORIS	I25729
DX_CABG	CORONARY REVASCLARIZATION, CABG	DX10	I25.730	ATHEROSCLEROSIS OF NONAUTOLOGOUS BIOLOGICAL CORONARY ARTERY BYPASS GRAFT(S) WITH UNSTABLE ANGINA PECTORIS	I25730
DX_CABG	CORONARY REVASCLARIZATION, CABG	DX10	I25.731	ATHEROSCLEROSIS OF NONAUTOLOGOUS BIOLOGICAL CORONARY ARTERY BYPASS GRAFT(S) WITH ANGINA PECTORIS WITH DOCUMENTED SPASM	I25731
DX_CABG	CORONARY REVASCLARIZATION, CABG	DX10	I25.738	ATHEROSCLEROSIS OF NONAUTOLOGOUS BIOLOGICAL CORONARY ARTERY BYPASS GRAFT(S) WITH OTHER FORMS OF ANGINA PECTORIS	I25738
DX_CABG	CORONARY REVASCLARIZATION, CABG	DX10	I25.739	ATHEROSCLEROSIS OF NONAUTOLOGOUS BIOLOGICAL CORONARY ARTERY BYPASS GRAFT(S) WITH UNSPECIFIED ANGINA PECTORIS	I25739
DX_CABG	CORONARY REVASCLARIZATION, CABG	DX10	I25.798	ATHEROSCLEROSIS OF OTHER CORONARY ARTERY BYPASS GRAFT(S) WITH OTHER FORMS OF ANGINA PECTORIS	I25798
DX_CABG	CORONARY REVASCLARIZATION, CABG	DX10	I25.799	ATHEROSCLEROSIS OF OTHER CORONARY ARTERY BYPASS GRAFT(S) WITH UNSPECIFIED ANGINA PECTORIS	I25799
DX_CABG	CORONARY REVASCLARIZATION, CABG	DX10	I25.810	ATHEROSCLEROSIS OF CORONARY ARTERY BYPASS GRAFT(S) WITHOUT ANGINA PECTORIS	I25810
DX_CABG	CORONARY REVASCLARIZATION, CABG	DX10	Z95.1	PRESENCE OF AORTOCORONARY BYPASS GRAFT	Z951
DX_CAD	CORONARY ARTERY DISEASE (CAD) (ISCHEMIC HEART DISEASE)	DX09	410	ACUTE MYOCARDIAL INFARCTION	410
DX_CAD	CORONARY ARTERY DISEASE (CAD) (ISCHEMIC HEART DISEASE)	DX09	410.0	ACUTE MYOCARDIAL INFARCTION, OF ANTEROLATERAL WALL	4100
DX_CAD	CORONARY ARTERY DISEASE (CAD) (ISCHEMIC HEART DISEASE)	DX09	410.00	ACUTE MYOCARDIAL INFARCTION OF ANTEROLATERAL WALL, EPISODE OF CARE UNSPECIFIED	41000
DX_CAD	CORONARY ARTERY DISEASE (CAD) (ISCHEMIC HEART DISEASE)	DX09	410.01	ACUTE MYOCARDIAL INFARCTION OF ANTEROLATERAL WALL, INITIAL EPISODE OF CARE	41001
DX_CAD	CORONARY ARTERY DISEASE (CAD) (ISCHEMIC HEART DISEASE)	DX09	410.02	ACUTE MYOCARDIAL INFARCTION OF ANTEROLATERAL WALL, SUBSEQUENT EPISODE OF CARE	41002
DX_CAD	CORONARY ARTERY DISEASE (CAD) (ISCHEMIC HEART DISEASE)	DX09	410.1	ACUTE MYOCARDIAL INFARCTION, OF OTHER ANTERIOR WALL	4101
DX_CAD	CORONARY ARTERY DISEASE (CAD) (ISCHEMIC HEART DISEASE)	DX09	410.10	ACUTE MYOCARDIAL INFARCTION OF OTHER ANTERIOR WALL, EPISODE OF CARE UNSPECIFIED	41010
DX_CAD	CORONARY ARTERY DISEASE (CAD) (ISCHEMIC HEART DISEASE)	DX09	410.11	ACUTE MYOCARDIAL INFARCTION OF OTHER ANTERIOR WALL, INITIAL EPISODE OF CARE	41011
DX_CAD	CORONARY ARTERY DISEASE (CAD) (ISCHEMIC HEART DISEASE)	DX09	410.12	ACUTE MYOCARDIAL INFARCTION OF OTHER ANTERIOR WALL, SUBSEQUENT EPISODE OF CARE	41012
DX_CAD	CORONARY ARTERY DISEASE (CAD) (ISCHEMIC HEART DISEASE)	DX09	410.2	ACUTE MYOCARDIAL INFARCTION, OF INFEROLATERAL WALL	4102
DX_CAD	CORONARY ARTERY DISEASE (CAD) (ISCHEMIC HEART DISEASE)	DX09	410.20	ACUTE MYOCARDIAL INFARCTION OF INFEROLATERAL WALL, EPISODE OF CARE UNSPECIFIED	41020
DX_CAD	CORONARY ARTERY DISEASE (CAD) (ISCHEMIC HEART DISEASE)	DX09	410.21	ACUTE MYOCARDIAL INFARCTION OF INFEROLATERAL WALL, INITIAL EPISODE OF CARE	41021
DX_CAD	CORONARY ARTERY DISEASE (CAD) (ISCHEMIC HEART DISEASE)	DX09	410.22	ACUTE MYOCARDIAL INFARCTION OF INFEROLATERAL WALL, SUBSEQUENT EPISODE OF CARE	41022
DX_CAD	CORONARY ARTERY DISEASE (CAD) (ISCHEMIC HEART DISEASE)	DX09	410.3	ACUTE MYOCARDIAL INFARCTION, OF INFEROPOSTERIOR WALL	4103
DX_CAD	CORONARY ARTERY DISEASE (CAD) (ISCHEMIC HEART DISEASE)	DX09	410.30	ACUTE MYOCARDIAL INFARCTION OF INFEROPOSTERIOR WALL, EPISODE OF CARE UNSPECIFIED	41030
DX_CAD	CORONARY ARTERY DISEASE (CAD) (ISCHEMIC HEART DISEASE)	DX09	410.31	ACUTE MYOCARDIAL INFARCTION OF INFEROPOSTERIOR WALL, INITIAL EPISODE OF CARE	41031
DX_CAD	CORONARY ARTERY DISEASE (CAD) (ISCHEMIC HEART DISEASE)	DX09	410.32	ACUTE MYOCARDIAL INFARCTION OF INFEROPOSTERIOR WALL, SUBSEQUENT EPISODE OF CARE	41032
DX_CAD	CORONARY ARTERY DISEASE (CAD) (ISCHEMIC HEART DISEASE)	DX09	410.4	ACUTE MYOCARDIAL INFARCTION, OF OTHER INFERIOR WALL	4104
DX_CAD	CORONARY ARTERY DISEASE (CAD) (ISCHEMIC HEART DISEASE)	DX09	410.40	ACUTE MYOCARDIAL INFARCTION OF OTHER INFERIOR WALL, EPISODE OF CARE UNSPECIFIED	41040
DX_CAD	CORONARY ARTERY DISEASE (CAD) (ISCHEMIC HEART DISEASE)	DX09	410.41	ACUTE MYOCARDIAL INFARCTION OF OTHER INFERIOR WALL, INITIAL EPISODE OF CARE	41041
DX_CAD	CORONARY ARTERY DISEASE (CAD) (ISCHEMIC HEART DISEASE)	DX09	410.42	ACUTE MYOCARDIAL INFARCTION OF OTHER INFERIOR WALL, SUBSEQUENT EPISODE OF CARE	41042
DX_CAD	CORONARY ARTERY DISEASE (CAD) (ISCHEMIC HEART DISEASE)	DX09	410.5	ACUTE MYOCARDIAL INFARCTION, OF OTHER LATERAL WALL	4105
DX_CAD	CORONARY ARTERY DISEASE (CAD) (ISCHEMIC HEART DISEASE)	DX09	410.50	ACUTE MYOCARDIAL INFARCTION OF OTHER LATERAL WALL, EPISODE OF CARE UNSPECIFIED	41050
DX_CAD	CORONARY ARTERY DISEASE (CAD) (ISCHEMIC HEART DISEASE)	DX09	410.51	ACUTE MYOCARDIAL INFARCTION OF OTHER LATERAL WALL, INITIAL EPISODE OF CARE	41051
DX_CAD	CORONARY ARTERY DISEASE (CAD) (ISCHEMIC HEART DISEASE)	DX09	410.52	ACUTE MYOCARDIAL INFARCTION OF OTHER LATERAL WALL, SUBSEQUENT EPISODE OF CARE	41052
DX_CAD	CORONARY ARTERY DISEASE (CAD) (ISCHEMIC HEART DISEASE)	DX09	410.6	ACUTE MYOCARDIAL INFARCTION, TRUE POSTERIOR WALL INFARCTION	4106
DX_CAD	CORONARY ARTERY DISEASE (CAD) (ISCHEMIC HEART DISEASE)	DX09	410.60	TRUE POSTERIOR WALL INFARCTION, EPISODE OF CARE UNSPECIFIED	41060
DX_CAD	CORONARY ARTERY DISEASE (CAD) (ISCHEMIC HEART DISEASE)	DX09	410.61	TRUE POSTERIOR WALL INFARCTION, INITIAL EPISODE OF CARE	41061
DX_CAD	CORONARY ARTERY DISEASE (CAD) (ISCHEMIC HEART DISEASE)	DX09	410.62	TRUE POSTERIOR WALL INFARCTION, SUBSEQUENT EPISODE OF CARE	41062
DX_CAD	CORONARY ARTERY DISEASE (CAD) (ISCHEMIC HEART DISEASE)	DX09	410.7	ACUTE MYOCARDIAL INFARCTION, SUBENDOCARDIAL INFARCTION	4107

Boehringer Ingelheim
Statistical and Epidemiological Analysis Plan (SEAP) for Non-Interventional Study
(NIS)
BI Study Number 1245-0228

Proprietary confidential information © 2023 Boehringer Ingelheim International GmbH or one or more of its affiliated companies

DX_CAD	CORONARY ARTERY DISEASE (CAD) (ISCHEMIC HEART DISEASE)	DX09	410.70	SUBENDOCARDIAL INFARCTION, EPISODE OF CARE UNSPECIFIED	41070
DX_CAD	CORONARY ARTERY DISEASE (CAD) (ISCHEMIC HEART DISEASE)	DX09	410.71	SUBENDOCARDIAL INFARCTION, INITIAL EPISODE OF CARE	41071
DX_CAD	CORONARY ARTERY DISEASE (CAD) (ISCHEMIC HEART DISEASE)	DX09	410.72	SUBENDOCARDIAL INFARCTION, SUBSEQUENT EPISODE OF CARE	41072
DX_CAD	CORONARY ARTERY DISEASE (CAD) (ISCHEMIC HEART DISEASE)	DX09	410.8	ACUTE MYOCARDIAL INFARCTION, OF OTHER SPECIFIED SITES	4108
DX_CAD	CORONARY ARTERY DISEASE (CAD) (ISCHEMIC HEART DISEASE)	DX09	410.80	ACUTE MYOCARDIAL INFARCTION OF OTHER SPECIFIED SITES, EPISODE OF CARE UNSPECIFIED	41080
DX_CAD	CORONARY ARTERY DISEASE (CAD) (ISCHEMIC HEART DISEASE)	DX09	410.81	ACUTE MYOCARDIAL INFARCTION OF OTHER SPECIFIED SITES, INITIAL EPISODE OF CARE	41081
DX_CAD	CORONARY ARTERY DISEASE (CAD) (ISCHEMIC HEART DISEASE)	DX09	410.82	ACUTE MYOCARDIAL INFARCTION OF OTHER SPECIFIED SITES, SUBSEQUENT EPISODE OF CARE	41082
DX_CAD	CORONARY ARTERY DISEASE (CAD) (ISCHEMIC HEART DISEASE)	DX09	410.9	ACUTE MYOCARDIAL INFARCTION, UNSPECIFIED SITE	4109
DX_CAD	CORONARY ARTERY DISEASE (CAD) (ISCHEMIC HEART DISEASE)	DX09	410.90	ACUTE MYOCARDIAL INFARCTION OF UNSPECIFIED SITE, EPISODE OF CARE UNSPECIFIED	41090
DX_CAD	CORONARY ARTERY DISEASE (CAD) (ISCHEMIC HEART DISEASE)	DX09	410.91	ACUTE MYOCARDIAL INFARCTION OF UNSPECIFIED SITE, INITIAL EPISODE OF CARE	41091
DX_CAD	CORONARY ARTERY DISEASE (CAD) (ISCHEMIC HEART DISEASE)	DX09	410.92	ACUTE MYOCARDIAL INFARCTION OF UNSPECIFIED SITE, SUBSEQUENT EPISODE OF CARE	41092
DX_CAD	CORONARY ARTERY DISEASE (CAD) (ISCHEMIC HEART DISEASE)	DX09	411	OTHER ACUTE AND SUBACUTE FORMS OF ISCHEMIC HEART DISEASE	411
DX_CAD	CORONARY ARTERY DISEASE (CAD) (ISCHEMIC HEART DISEASE)	DX09	411.0	POSTMYOCARDIAL INFARCTION SYNDROME	4110
DX_CAD	CORONARY ARTERY DISEASE (CAD) (ISCHEMIC HEART DISEASE)	DX09	411.1	INTERMEDIATE CORONARY SYNDROME	4111
DX_CAD	CORONARY ARTERY DISEASE (CAD) (ISCHEMIC HEART DISEASE)	DX09	411.8	OTHER ACUTE AND SUBACUTE FORMS OF ISCHEMIC HEART DISEASE	4118
DX_CAD	CORONARY ARTERY DISEASE (CAD) (ISCHEMIC HEART DISEASE)	DX09	411.81	ACUTE CORONARY OCCLUSION WITHOUT MYOCARDIAL INFARCTION	41181
DX_CAD	CORONARY ARTERY DISEASE (CAD) (ISCHEMIC HEART DISEASE)	DX09	411.89	OTHER ACUTE AND SUBACUTE FORMS OF ISCHEMIC HEART DISEASE, OTHER	41189
DX_CAD	CORONARY ARTERY DISEASE (CAD) (ISCHEMIC HEART DISEASE)	DX09	412	OLD MYOCARDIAL INFARCTION	412
DX_CAD	CORONARY ARTERY DISEASE (CAD) (ISCHEMIC HEART DISEASE)	DX09	413	ANGINA PECTORIS	413
DX_CAD	CORONARY ARTERY DISEASE (CAD) (ISCHEMIC HEART DISEASE)	DX09	413.0	ANGINA DECUBITUS	4130
DX_CAD	CORONARY ARTERY DISEASE (CAD) (ISCHEMIC HEART DISEASE)	DX09	413.1	PRINZMETAL ANGINA	4131
DX_CAD	CORONARY ARTERY DISEASE (CAD) (ISCHEMIC HEART DISEASE)	DX09	413.9	OTHER AND UNSPECIFIED ANGINA PECTORIS	4139
DX_CAD	CORONARY ARTERY DISEASE (CAD) (ISCHEMIC HEART DISEASE)	DX09	414	OTHER FORMS OF CHRONIC ISCHEMIC HEART DISEASE	414
DX_CAD	CORONARY ARTERY DISEASE (CAD) (ISCHEMIC HEART DISEASE)	DX09	414.0	CORONARY ATHEROSCLEROSIS	4140
DX_CAD	CORONARY ARTERY DISEASE (CAD) (ISCHEMIC HEART DISEASE)	DX09	414.00	CORONARY ATHEROSCLEROSIS OF UNSPECIFIED TYPE OF VESSEL, NATIVE OR GRAFT	41400
DX_CAD	CORONARY ARTERY DISEASE (CAD) (ISCHEMIC HEART DISEASE)	DX09	414.01	CORONARY ATHEROSCLEROSIS OF NATIVE CORONARY ARTERY	41401
DX_CAD	CORONARY ARTERY DISEASE (CAD) (ISCHEMIC HEART DISEASE)	DX09	414.02	CORONARY ATHEROSCLEROSIS OF AUTOLOGOUS VEIN BYPASS GRAFT	41402
DX_CAD	CORONARY ARTERY DISEASE (CAD) (ISCHEMIC HEART DISEASE)	DX09	414.03	CORONARY ATHEROSCLEROSIS OF NONAUTOLOGOUS BIOLOGICAL BYPASS GRAFT	41403
DX_CAD	CORONARY ARTERY DISEASE (CAD) (ISCHEMIC HEART DISEASE)	DX09	414.04	CORONARY ATHEROSCLEROSIS OF ARTERY BYPASS GRAFT	41404
DX_CAD	CORONARY ARTERY DISEASE (CAD) (ISCHEMIC HEART DISEASE)	DX09	414.05	CORONARY ATHEROSCLEROSIS OF UNSPECIFIED BYPASS GRAFT	41405
DX_CAD	CORONARY ARTERY DISEASE (CAD) (ISCHEMIC HEART DISEASE)	DX09	414.06	CORONARY ATHEROSCLEROSIS OF NATIVE CORONARY ARTERY OF TRANSPLANTED HEART	41406
DX_CAD	CORONARY ARTERY DISEASE (CAD) (ISCHEMIC HEART DISEASE)	DX09	414.07	CORONARY ATHEROSCLEROSIS OF BYPASS GRAFT (ARTERY) (VEIN) OF TRANSPLANTED HEART	41407
DX_CAD	CORONARY ARTERY DISEASE (CAD) (ISCHEMIC HEART DISEASE)	DX09	414.1	ANEURYSM AND DISSECTION OF HEART	4141
DX_CAD	CORONARY ARTERY DISEASE (CAD) (ISCHEMIC HEART DISEASE)	DX09	414.10	ANEURYSM OF HEART (WALL)	41410
DX_CAD	CORONARY ARTERY DISEASE (CAD) (ISCHEMIC HEART DISEASE)	DX09	414.11	ANEURYSM OF CORONARY VESSELS	41411
DX_CAD	CORONARY ARTERY DISEASE (CAD) (ISCHEMIC HEART DISEASE)	DX09	414.12	DISSECTION OF CORONARY ARTERY	41412
DX_CAD	CORONARY ARTERY DISEASE (CAD) (ISCHEMIC HEART DISEASE)	DX09	414.19	OTHER ANEURYSM OF HEART	41419
DX_CAD	CORONARY ARTERY DISEASE (CAD) (ISCHEMIC HEART DISEASE)	DX09	414.2	CHRONIC TOTAL OCCLUSION OF CORONARY ARTERY	4142
DX_CAD	CORONARY ARTERY DISEASE (CAD) (ISCHEMIC HEART DISEASE)	DX09	414.3	CORONARY ATHEROSCLEROSIS DUE TO LIPID RICH PLAQUE	4143
DX_CAD	CORONARY ARTERY DISEASE (CAD) (ISCHEMIC HEART DISEASE)	DX09	414.4	CORONARY ATHEROSCLEROSIS DUE TO CALCIFIED CORONARY LESION	4144
DX_CAD	CORONARY ARTERY DISEASE (CAD) (ISCHEMIC HEART DISEASE)	DX09	414.8	OTHER SPECIFIED FORMS OF CHRONIC ISCHEMIC HEART DISEASE	4148
DX_CAD	CORONARY ARTERY DISEASE (CAD) (ISCHEMIC HEART DISEASE)	DX09	414.9	CHRONIC ISCHEMIC HEART DISEASE, UNSPECIFIED	4149
DX_CAD	CORONARY ARTERY DISEASE (CAD) (ISCHEMIC HEART DISEASE)	DX09	429.2	CARDIOVASCULAR DISEASE, UNSPECIFIED	4292
DX_CAD	CORONARY ARTERY DISEASE (CAD) (ISCHEMIC HEART DISEASE)	DX09	V45.81	AORTOCORONARY BYPASS STATUS	V4581
DX_CAD	CORONARY ARTERY DISEASE (CAD) (ISCHEMIC HEART DISEASE)	DX10	I20	ANGINA PECTORIS	I20
DX_CAD	CORONARY ARTERY DISEASE (CAD) (ISCHEMIC HEART DISEASE)	DX10	I20.0	UNSTABLE ANGINA	I200
DX_CAD	CORONARY ARTERY DISEASE (CAD) (ISCHEMIC HEART DISEASE)	DX10	I20.1	ANGINA PECTORIS WITH DOCUMENTED SPASM	I201
DX_CAD	CORONARY ARTERY DISEASE (CAD) (ISCHEMIC HEART DISEASE)	DX10	I20.8	OTHER FORMS OF ANGINA PECTORIS	I208

Boehringer Ingelheim
Statistical and Epidemiological Analysis Plan (SEAP) for Non-Interventional Study
(NIS)
BI Study Number 1245-0228

Proprietary confidential information © 2023 Boehringer Ingelheim International GmbH or one or more of its affiliated companies

DX_CAD	CORONARY ARTERY DISEASE (CAD) (ISCHEMIC HEART DISEASE)	DX10	I20.9	ANGINA PECTORIS, UNSPECIFIED	I209
DX_CAD	CORONARY ARTERY DISEASE (CAD) (ISCHEMIC HEART DISEASE)	DX10	I21	ACUTE MYOCARDIAL INFARCTION	I21
DX_CAD	CORONARY ARTERY DISEASE (CAD) (ISCHEMIC HEART DISEASE)	DX10	I21.0	ST ELEVATION (STEMI) MYOCARDIAL INFARCTION OF ANTERIOR WALL	I210
DX_CAD	CORONARY ARTERY DISEASE (CAD) (ISCHEMIC HEART DISEASE)	DX10	I21.01	ST ELEVATION (STEMI) MYOCARDIAL INFARCTION INVOLVING LEFT MAIN CORONARY ARTERY	I2101
DX_CAD	CORONARY ARTERY DISEASE (CAD) (ISCHEMIC HEART DISEASE)	DX10	I21.02	ST ELEVATION (STEMI) MYOCARDIAL INFARCTION INVOLVING LEFT ANTERIOR DESCENDING CORONARY ARTERY	I2102
DX_CAD	CORONARY ARTERY DISEASE (CAD) (ISCHEMIC HEART DISEASE)	DX10	I21.09	ST ELEVATION (STEMI) MYOCARDIAL INFARCTION INVOLVING OTHER CORONARY ARTERY OF ANTERIOR WALL	I2109
DX_CAD	CORONARY ARTERY DISEASE (CAD) (ISCHEMIC HEART DISEASE)	DX10	I21.1	ST ELEVATION (STEMI) MYOCARDIAL INFARCTION OF INFERIOR WALL	I211
DX_CAD	CORONARY ARTERY DISEASE (CAD) (ISCHEMIC HEART DISEASE)	DX10	I21.11	ST ELEVATION (STEMI) MYOCARDIAL INFARCTION INVOLVING RIGHT CORONARY ARTERY	I2111
DX_CAD	CORONARY ARTERY DISEASE (CAD) (ISCHEMIC HEART DISEASE)	DX10	I21.19	ST ELEVATION (STEMI) MYOCARDIAL INFARCTION INVOLVING OTHER CORONARY ARTERY OF INFERIOR WALL	I2119
DX_CAD	CORONARY ARTERY DISEASE (CAD) (ISCHEMIC HEART DISEASE)	DX10	I21.2	ST ELEVATION (STEMI) MYOCARDIAL INFARCTION OF OTHER SITES	I212
DX_CAD	CORONARY ARTERY DISEASE (CAD) (ISCHEMIC HEART DISEASE)	DX10	I21.21	ST ELEVATION (STEMI) MYOCARDIAL INFARCTION INVOLVING LEFT CIRCUMFLEX CORONARY ARTERY	I2121
DX_CAD	CORONARY ARTERY DISEASE (CAD) (ISCHEMIC HEART DISEASE)	DX10	I21.29	ST ELEVATION (STEMI) MYOCARDIAL INFARCTION INVOLVING OTHER SITES	I2129
DX_CAD	CORONARY ARTERY DISEASE (CAD) (ISCHEMIC HEART DISEASE)	DX10	I21.3	ST ELEVATION (STEMI) MYOCARDIAL INFARCTION OF UNSPECIFIED SITE	I213
DX_CAD	CORONARY ARTERY DISEASE (CAD) (ISCHEMIC HEART DISEASE)	DX10	I21.4	NON-ST ELEVATION (NSTEMI) MYOCARDIAL INFARCTION	I214
DX_CAD	CORONARY ARTERY DISEASE (CAD) (ISCHEMIC HEART DISEASE)	DX10	I21.9	ACUTE MYOCARDIAL INFARCTION, UNSPECIFIED	I219
DX_CAD	CORONARY ARTERY DISEASE (CAD) (ISCHEMIC HEART DISEASE)	DX10	I21.A	OTHER TYPE OF MYOCARDIAL INFARCTION	I21A
DX_CAD	CORONARY ARTERY DISEASE (CAD) (ISCHEMIC HEART DISEASE)	DX10	I21.A1	MYOCARDIAL INFARCTION TYPE 2	I21A1
DX_CAD	CORONARY ARTERY DISEASE (CAD) (ISCHEMIC HEART DISEASE)	DX10	I21.A9	OTHER MYOCARDIAL INFARCTION TYPE	I21A9
DX_CAD	CORONARY ARTERY DISEASE (CAD) (ISCHEMIC HEART DISEASE)	DX10	I22	SUBSEQUENT ST ELEVATION (STEMI) AND NON-ST ELEVATION (NSTEMI) MYOCARDIAL INFARCTION	I22
DX_CAD	CORONARY ARTERY DISEASE (CAD) (ISCHEMIC HEART DISEASE)	DX10	I22.0	SUBSEQUENT ST ELEVATION (STEMI) MYOCARDIAL INFARCTION OF ANTERIOR WALL	I220
DX_CAD	CORONARY ARTERY DISEASE (CAD) (ISCHEMIC HEART DISEASE)	DX10	I22.1	SUBSEQUENT ST ELEVATION (STEMI) MYOCARDIAL INFARCTION OF INFERIOR WALL	I221
DX_CAD	CORONARY ARTERY DISEASE (CAD) (ISCHEMIC HEART DISEASE)	DX10	I22.2	SUBSEQUENT NON-ST ELEVATION (NSTEMI) MYOCARDIAL INFARCTION	I222
DX_CAD	CORONARY ARTERY DISEASE (CAD) (ISCHEMIC HEART DISEASE)	DX10	I22.8	SUBSEQUENT ST ELEVATION (STEMI) MYOCARDIAL INFARCTION OF OTHER SITES	I228
DX_CAD	CORONARY ARTERY DISEASE (CAD) (ISCHEMIC HEART DISEASE)	DX10	I22.9	SUBSEQUENT ST ELEVATION (STEMI) MYOCARDIAL INFARCTION OF UNSPECIFIED SITE	I229
DX_CAD	CORONARY ARTERY DISEASE (CAD) (ISCHEMIC HEART DISEASE)	DX10	I24	OTHER ACUTE ISCHEMIC HEART DISEASES	I24
DX_CAD	CORONARY ARTERY DISEASE (CAD) (ISCHEMIC HEART DISEASE)	DX10	I24.0	ACUTE CORONARY THROMBOSIS NOT RESULTING IN MYOCARDIAL INFARCTION	I240
DX_CAD	CORONARY ARTERY DISEASE (CAD) (ISCHEMIC HEART DISEASE)	DX10	I24.1	DRESSLER'S SYNDROME	I241
DX_CAD	CORONARY ARTERY DISEASE (CAD) (ISCHEMIC HEART DISEASE)	DX10	I24.8	OTHER FORMS OF ACUTE ISCHEMIC HEART DISEASE	I248
DX_CAD	CORONARY ARTERY DISEASE (CAD) (ISCHEMIC HEART DISEASE)	DX10	I24.9	ACUTE ISCHEMIC HEART DISEASE, UNSPECIFIED	I249
DX_CAD	CORONARY ARTERY DISEASE (CAD) (ISCHEMIC HEART DISEASE)	DX10	I25	CHRONIC ISCHEMIC HEART DISEASE	I25
DX_CAD	CORONARY ARTERY DISEASE (CAD) (ISCHEMIC HEART DISEASE)	DX10	I25.1	ATHEROSCLEROTIC HEART DISEASE OF NATIVE CORONARY ARTERY	I251
DX_CAD	CORONARY ARTERY DISEASE (CAD) (ISCHEMIC HEART DISEASE)	DX10	I25.10	ATHEROSCLEROTIC HEART DISEASE OF NATIVE CORONARY ARTERY WITHOUT ANGINA PECTORIS	I2510
DX_CAD	CORONARY ARTERY DISEASE (CAD) (ISCHEMIC HEART DISEASE)	DX10	I25.11	ATHEROSCLEROTIC HEART DISEASE OF NATIVE CORONARY ARTERY WITH ANGINA PECTORIS	I2511
DX_CAD	CORONARY ARTERY DISEASE (CAD) (ISCHEMIC HEART DISEASE)	DX10	I25.110	ATHEROSCLEROTIC HEART DISEASE OF NATIVE CORONARY ARTERY WITH UNSTABLE ANGINA PECTORIS	I25110
DX_CAD	CORONARY ARTERY DISEASE (CAD) (ISCHEMIC HEART DISEASE)	DX10	I25.111	ATHEROSCLEROTIC HEART DISEASE OF NATIVE CORONARY ARTERY WITH ANGINA PECTORIS WITH DOCUMENTED SPASM	I25111
DX_CAD	CORONARY ARTERY DISEASE (CAD) (ISCHEMIC HEART DISEASE)	DX10	I25.118	ATHEROSCLEROTIC HEART DISEASE OF NATIVE CORONARY ARTERY WITH OTHER FORMS OF ANGINA PECTORIS	I25118
DX_CAD	CORONARY ARTERY DISEASE (CAD) (ISCHEMIC HEART DISEASE)	DX10	I25.119	ATHEROSCLEROTIC HEART DISEASE OF NATIVE CORONARY ARTERY WITH UNSPECIFIED ANGINA PECTORIS	I25119
DX_CAD	CORONARY ARTERY DISEASE (CAD) (ISCHEMIC HEART DISEASE)	DX10	I25.2	OLD MYOCARDIAL INFARCTION	I252
DX_CAD	CORONARY ARTERY DISEASE (CAD) (ISCHEMIC HEART DISEASE)	DX10	I25.3	ANEURYSM OF HEART	I253
DX_CAD	CORONARY ARTERY DISEASE (CAD) (ISCHEMIC HEART DISEASE)	DX10	I25.4	CORONARY ARTERY ANEURYSM AND DISSECTION	I254
DX_CAD	CORONARY ARTERY DISEASE (CAD) (ISCHEMIC HEART DISEASE)	DX10	I25.41	CORONARY ARTERY ANEURYSM	I2541
DX_CAD	CORONARY ARTERY DISEASE (CAD) (ISCHEMIC HEART DISEASE)	DX10	I25.42	CORONARY ARTERY DISSECTION	I2542
DX_CAD	CORONARY ARTERY DISEASE (CAD) (ISCHEMIC HEART DISEASE)	DX10	I25.5	ISCHEMIC CARDIOMYOPATHY	I255
DX_CAD	CORONARY ARTERY DISEASE (CAD) (ISCHEMIC HEART DISEASE)	DX10	I25.6	SILENT MYOCARDIAL ISCHEMIA	I256
DX_CAD	CORONARY ARTERY DISEASE (CAD) (ISCHEMIC HEART DISEASE)	DX10	I25.7	ATHEROSCLEROSIS OF CORONARY ARTERY BYPASS GRAFT(S) AND CORONARY ARTERY OF TRANSPLANTED HEART WITH ANGINA PECTORIS	I257
DX_CAD	CORONARY ARTERY DISEASE (CAD) (ISCHEMIC HEART DISEASE)	DX10	I25.70	ATHEROSCLEROSIS OF CORONARY ARTERY BYPASS GRAFT(S), UNSPECIFIED, WITH ANGINA PECTORIS	I2570
DX_CAD	CORONARY ARTERY DISEASE (CAD) (ISCHEMIC HEART DISEASE)	DX10	I25.700	ATHEROSCLEROSIS OF CORONARY ARTERY BYPASS GRAFT(S), UNSPECIFIED, WITH UNSTABLE ANGINA PECTORIS	I25700
DX_CAD	CORONARY ARTERY DISEASE (CAD) (ISCHEMIC HEART DISEASE)	DX10	I25.701	ATHEROSCLEROSIS OF CORONARY ARTERY BYPASS GRAFT(S), UNSPECIFIED, WITH ANGINA PECTORIS WITH DOCUMENTED SPASM	I25701

Boehringer Ingelheim
Statistical and Epidemiological Analysis Plan (SEAP) for Non-Interventional Study
(NIS)
BI Study Number 1245-0228

Proprietary confidential information © 2023 Boehringer Ingelheim International GmbH or one or more of its affiliated companies

DX_CAD	CORONARY ARTERY DISEASE (CAD) (ISCHEMIC HEART DISEASE)	DX10	025.708	ATHEROSCLEROSIS OF CORONARY ARTERY BYPASS GRAFT(S), UNSPECIFIED, WITH OTHER FORMS OF ANGINA PECTORIS	025708
DX_CAD	CORONARY ARTERY DISEASE (CAD) (ISCHEMIC HEART DISEASE)	DX10	025.709	ATHEROSCLEROSIS OF CORONARY ARTERY BYPASS GRAFT(S), UNSPECIFIED, WITH UNSPECIFIED ANGINA PECTORIS	025709
DX_CAD	CORONARY ARTERY DISEASE (CAD) (ISCHEMIC HEART DISEASE)	DX10	025.71	ATHEROSCLEROSIS OF AUTOLOGOUS VEIN CORONARY ARTERY BYPASS GRAFT(S) WITH ANGINA PECTORIS	02571
DX_CAD	CORONARY ARTERY DISEASE (CAD) (ISCHEMIC HEART DISEASE)	DX10	025.710	ATHEROSCLEROSIS OF AUTOLOGOUS VEIN CORONARY ARTERY BYPASS GRAFT(S) WITH UNSTABLE ANGINA PECTORIS	025710
DX_CAD	CORONARY ARTERY DISEASE (CAD) (ISCHEMIC HEART DISEASE)	DX10	025.711	ATHEROSCLEROSIS OF AUTOLOGOUS VEIN CORONARY ARTERY BYPASS GRAFT(S) WITH ANGINA PECTORIS WITH DOCUMENTED SPASM	025711
DX_CAD	CORONARY ARTERY DISEASE (CAD) (ISCHEMIC HEART DISEASE)	DX10	025.718	ATHEROSCLEROSIS OF AUTOLOGOUS VEIN CORONARY ARTERY BYPASS GRAFT(S) WITH OTHER FORMS OF ANGINA PECTORIS	025718
DX_CAD	CORONARY ARTERY DISEASE (CAD) (ISCHEMIC HEART DISEASE)	DX10	025.719	ATHEROSCLEROSIS OF AUTOLOGOUS VEIN CORONARY ARTERY BYPASS GRAFT(S) WITH UNSPECIFIED ANGINA PECTORIS	025719
DX_CAD	CORONARY ARTERY DISEASE (CAD) (ISCHEMIC HEART DISEASE)	DX10	025.72	ATHEROSCLEROSIS OF AUTOLOGOUS ARTERY CORONARY ARTERY BYPASS GRAFT(S) WITH ANGINA PECTORIS	02572
DX_CAD	CORONARY ARTERY DISEASE (CAD) (ISCHEMIC HEART DISEASE)	DX10	025.720	ATHEROSCLEROSIS OF AUTOLOGOUS ARTERY CORONARY ARTERY BYPASS GRAFT(S) WITH UNSTABLE ANGINA PECTORIS	025720
DX_CAD	CORONARY ARTERY DISEASE (CAD) (ISCHEMIC HEART DISEASE)	DX10	025.721	ATHEROSCLEROSIS OF AUTOLOGOUS ARTERY CORONARY ARTERY BYPASS GRAFT(S) WITH ANGINA PECTORIS WITH DOCUMENTED SPASM	025721
DX_CAD	CORONARY ARTERY DISEASE (CAD) (ISCHEMIC HEART DISEASE)	DX10	025.728	ATHEROSCLEROSIS OF AUTOLOGOUS ARTERY CORONARY ARTERY BYPASS GRAFT(S) WITH OTHER FORMS OF ANGINA PECTORIS	025728
DX_CAD	CORONARY ARTERY DISEASE (CAD) (ISCHEMIC HEART DISEASE)	DX10	025.729	ATHEROSCLEROSIS OF AUTOLOGOUS ARTERY CORONARY ARTERY BYPASS GRAFT(S) WITH UNSPECIFIED ANGINA PECTORIS	025729
DX_CAD	CORONARY ARTERY DISEASE (CAD) (ISCHEMIC HEART DISEASE)	DX10	025.73	ATHEROSCLEROSIS OF NONAUTOLOGOUS BIOLOGICAL CORONARY ARTERY BYPASS GRAFT(S) WITH ANGINA PECTORIS	02573
DX_CAD	CORONARY ARTERY DISEASE (CAD) (ISCHEMIC HEART DISEASE)	DX10	025.730	ATHEROSCLEROSIS OF NONAUTOLOGOUS BIOLOGICAL CORONARY ARTERY BYPASS GRAFT(S) WITH UNSTABLE ANGINA PECTORIS	025730
DX_CAD	CORONARY ARTERY DISEASE (CAD) (ISCHEMIC HEART DISEASE)	DX10	025.731	ATHEROSCLEROSIS OF NONAUTOLOGOUS BIOLOGICAL CORONARY ARTERY BYPASS GRAFT(S) WITH ANGINA PECTORIS WITH DOCUMENTED SPASM	025731
DX_CAD	CORONARY ARTERY DISEASE (CAD) (ISCHEMIC HEART DISEASE)	DX10	025.738	ATHEROSCLEROSIS OF NONAUTOLOGOUS BIOLOGICAL CORONARY ARTERY BYPASS GRAFT(S) WITH OTHER FORMS OF ANGINA PECTORIS	025738
DX_CAD	CORONARY ARTERY DISEASE (CAD) (ISCHEMIC HEART DISEASE)	DX10	025.739	ATHEROSCLEROSIS OF NONAUTOLOGOUS BIOLOGICAL CORONARY ARTERY BYPASS GRAFT(S) WITH UNSPECIFIED ANGINA PECTORIS	025739
DX_CAD	CORONARY ARTERY DISEASE (CAD) (ISCHEMIC HEART DISEASE)	DX10	025.75	ATHEROSCLEROSIS OF NATIVE CORONARY ARTERY OF TRANSPLANTED HEART WITH ANGINA PECTORIS	02575
DX_CAD	CORONARY ARTERY DISEASE (CAD) (ISCHEMIC HEART DISEASE)	DX10	025.750	ATHEROSCLEROSIS OF NATIVE CORONARY ARTERY OF TRANSPLANTED HEART WITH UNSTABLE ANGINA	025750
DX_CAD	CORONARY ARTERY DISEASE (CAD) (ISCHEMIC HEART DISEASE)	DX10	025.751	ATHEROSCLEROSIS OF NATIVE CORONARY ARTERY OF TRANSPLANTED HEART WITH ANGINA PECTORIS WITH DOCUMENTED SPASM	025751
DX_CAD	CORONARY ARTERY DISEASE (CAD) (ISCHEMIC HEART DISEASE)	DX10	025.758	ATHEROSCLEROSIS OF NATIVE CORONARY ARTERY OF TRANSPLANTED HEART WITH OTHER FORMS OF ANGINA PECTORIS	025758
DX_CAD	CORONARY ARTERY DISEASE (CAD) (ISCHEMIC HEART DISEASE)	DX10	025.759	ATHEROSCLEROSIS OF NATIVE CORONARY ARTERY OF TRANSPLANTED HEART WITH UNSPECIFIED ANGINA PECTORIS	025759
DX_CAD	CORONARY ARTERY DISEASE (CAD) (ISCHEMIC HEART DISEASE)	DX10	025.76	ATHEROSCLEROSIS OF BYPASS GRAFT OF CORONARY ARTERY OF TRANSPLANTED HEART WITH ANGINA PECTORIS	02576
DX_CAD	CORONARY ARTERY DISEASE (CAD) (ISCHEMIC HEART DISEASE)	DX10	025.760	ATHEROSCLEROSIS OF BYPASS GRAFT OF CORONARY ARTERY OF TRANSPLANTED HEART WITH UNSTABLE ANGINA	025760
DX_CAD	CORONARY ARTERY DISEASE (CAD) (ISCHEMIC HEART DISEASE)	DX10	025.761	ATHEROSCLEROSIS OF BYPASS GRAFT OF CORONARY ARTERY OF TRANSPLANTED HEART WITH ANGINA PECTORIS WITH DOCUMENTED SPASM	025761
DX_CAD	CORONARY ARTERY DISEASE (CAD) (ISCHEMIC HEART DISEASE)	DX10	025.768	ATHEROSCLEROSIS OF BYPASS GRAFT OF CORONARY ARTERY OF TRANSPLANTED HEART WITH OTHER FORMS OF ANGINA PECTORIS	025768
DX_CAD	CORONARY ARTERY DISEASE (CAD) (ISCHEMIC HEART DISEASE)	DX10	025.769	ATHEROSCLEROSIS OF BYPASS GRAFT OF CORONARY ARTERY OF TRANSPLANTED HEART WITH UNSPECIFIED ANGINA PECTORIS	025769
DX_CAD	CORONARY ARTERY DISEASE (CAD) (ISCHEMIC HEART DISEASE)	DX10	025.79	ATHEROSCLEROSIS OF OTHER CORONARY ARTERY BYPASS GRAFT(S) WITH ANGINA PECTORIS	02579
DX_CAD	CORONARY ARTERY DISEASE (CAD) (ISCHEMIC HEART DISEASE)	DX10	025.790	ATHEROSCLEROSIS OF OTHER CORONARY ARTERY BYPASS GRAFT(S) WITH UNSTABLE ANGINA PECTORIS	025790
DX_CAD	CORONARY ARTERY DISEASE (CAD) (ISCHEMIC HEART DISEASE)	DX10	025.791	ATHEROSCLEROSIS OF OTHER CORONARY ARTERY BYPASS GRAFT(S) WITH ANGINA PECTORIS WITH DOCUMENTED SPASM	025791
DX_CAD	CORONARY ARTERY DISEASE (CAD) (ISCHEMIC HEART DISEASE)	DX10	025.798	ATHEROSCLEROSIS OF OTHER CORONARY ARTERY BYPASS GRAFT(S) WITH OTHER FORMS OF ANGINA PECTORIS	025798
DX_CAD	CORONARY ARTERY DISEASE (CAD) (ISCHEMIC HEART DISEASE)	DX10	025.799	ATHEROSCLEROSIS OF OTHER CORONARY ARTERY BYPASS GRAFT(S) WITH UNSPECIFIED ANGINA PECTORIS	025799
DX_CAD	CORONARY ARTERY DISEASE (CAD) (ISCHEMIC HEART DISEASE)	DX10	025.8	OTHER FORMS OF CHRONIC ISCHEMIC HEART DISEASE	0258
DX_CAD	CORONARY ARTERY DISEASE (CAD) (ISCHEMIC HEART DISEASE)	DX10	025.81	ATHEROSCLEROSIS OF OTHER CORONARY VESSELS WITHOUT ANGINA PECTORIS	02581
DX_CAD	CORONARY ARTERY DISEASE (CAD) (ISCHEMIC HEART DISEASE)	DX10	025.810	ATHEROSCLEROSIS OF CORONARY ARTERY BYPASS GRAFT(S) WITHOUT ANGINA PECTORIS	025810
DX_CAD	CORONARY ARTERY DISEASE (CAD) (ISCHEMIC HEART DISEASE)	DX10	025.811	ATHEROSCLEROSIS OF NATIVE CORONARY ARTERY OF TRANSPLANTED HEART WITHOUT ANGINA PECTORIS	025811
DX_CAD	CORONARY ARTERY DISEASE (CAD) (ISCHEMIC HEART DISEASE)	DX10	025.812	ATHEROSCLEROSIS OF BYPASS GRAFT OF CORONARY ARTERY OF TRANSPLANTED HEART WITHOUT ANGINA PECTORIS	025812
DX_CAD	CORONARY ARTERY DISEASE (CAD) (ISCHEMIC HEART DISEASE)	DX10	025.82	CHRONIC TOTAL OCCLUSION OF CORONARY ARTERY	02582
DX_CAD	CORONARY ARTERY DISEASE (CAD) (ISCHEMIC HEART DISEASE)	DX10	025.83	CORONARY ATHEROSCLEROSIS DUE TO LIPID RICH PLAQUE	02583
DX_CAD	CORONARY ARTERY DISEASE (CAD) (ISCHEMIC HEART DISEASE)	DX10	025.84	CORONARY ATHEROSCLEROSIS DUE TO CALCIFIED CORONARY LESION	02584
DX_CAD	CORONARY ARTERY DISEASE (CAD) (ISCHEMIC HEART DISEASE)	DX10	025.89	OTHER FORMS OF CHRONIC ISCHEMIC HEART DISEASE	02589
DX_CAD	CORONARY ARTERY DISEASE (CAD) (ISCHEMIC HEART DISEASE)	DX10	025.9	CHRONIC ISCHEMIC HEART DISEASE, UNSPECIFIED	0259
DX_CAD	CORONARY ARTERY DISEASE (CAD) (ISCHEMIC HEART DISEASE)	DX10	295.1	PRESENCE OF AORTOCORONARY BYPASS GRAFT	2951
DX_COVD	COVD	DX09	491	CHRONIC BRONCHITIS	491
DX_COVD	COVD	DX09	491.0	SIMPLE CHRONIC BRONCHITIS	4910
DX_COVD	COVD	DX09	491.1	MUCOPURULENT CHRONIC BRONCHITIS	4911
DX_COVD	COVD	DX09	491.2	OBSTRUCTIVE CHRONIC BRONCHITIS	4912
DX_COVD	COVD	DX09	491.20	OBSTRUCTIVE CHRONIC BRONCHITIS WITHOUT EXACERBATION	49120
DX_COVD	COVD	DX09	491.21	OBSTRUCTIVE CHRONIC BRONCHITIS WITH (ACUTE) EXACERBATION	49121
DX_COVD	COVD	DX09	491.22	OBSTRUCTIVE CHRONIC BRONCHITIS WITH ACUTE BRONCHITIS	49122
DX_COVD	COVD	DX09	491.8	OTHER CHRONIC BRONCHITIS	4918
DX_COVD	COVD	DX09	491.9	UNSPECIFIED CHRONIC BRONCHITIS	4919
DX_COVD	COVD	DX09	492	EMPHYSEMA	492
DX_COVD	COVD	DX09	492.0	EMPHYSEMATOUS BLEB	4920

Boehringer Ingelheim
Statistical and Epidemiological Analysis Plan (SEAP) for Non-Interventional Study
(NIS)
BI Study Number 1245-0228

Proprietary confidential information © 2023 Boehringer Ingelheim International GmbH or one or more of its affiliated companies

DX_COPD	COPD	DX09	492.8	OTHER EMPHYSEMA	4928
DX_COPD	COPD	DX09	493.2	CHRONIC OBSTRUCTIVE ASTHMA	4932
DX_COPD	COPD	DX09	493.20	CHRONIC OBSTRUCTIVE ASTHMA, UNSPECIFIED	49320
DX_COPD	COPD	DX09	493.21	CHRONIC OBSTRUCTIVE ASTHMA WITH STATUS ASTHMATICUS	49321
DX_COPD	COPD	DX09	493.22	CHRONIC OBSTRUCTIVE ASTHMA WITH (ACUTE) EXACERBATION	49322
DX_COPD	COPD	DX10	J41	SIMPLE AND MUCOPURULENT CHRONIC BRONCHITIS	J41
DX_COPD	COPD	DX10	J41.0	SIMPLE CHRONIC BRONCHITIS	J41.0
DX_COPD	COPD	DX10	J41.1	MUCOPURULENT CHRONIC BRONCHITIS	J41.1
DX_COPD	COPD	DX10	J41.8	MIXED SIMPLE AND MUCOPURULENT CHRONIC BRONCHITIS	J41.8
DX_COPD	COPD	DX10	J42	UNSPECIFIED CHRONIC BRONCHITIS	J42
DX_COPD	COPD	DX10	J43	EMPHYSEMA	J43
DX_COPD	COPD	DX10	J43.0	UNILATERAL PULMONARY EMPHYSEMA [MACLEOD'S SYNDROME]	J43.0
DX_COPD	COPD	DX10	J43.1	PANLOBULAR EMPHYSEMA	J43.1
DX_COPD	COPD	DX10	J43.2	CENTRILOBULAR EMPHYSEMA	J43.2
DX_COPD	COPD	DX10	J43.8	OTHER EMPHYSEMA	J43.8
DX_COPD	COPD	DX10	J43.9	EMPHYSEMA, UNSPECIFIED	J43.9
DX_COPD	COPD	DX10	J44	OTHER CHRONIC OBSTRUCTIVE PULMONARY DISEASE	J44
DX_COPD	COPD	DX10	J44.0	CHRONIC OBSTRUCTIVE PULMONARY DISEASE WITH (ACUTE) LOWER RESPIRATORY INFECTION	J44.0
DX_COPD	COPD	DX10	J44.1	CHRONIC OBSTRUCTIVE PULMONARY DISEASE WITH (ACUTE) EXACERBATION	J44.1
DX_COPD	COPD	DX10	J44.9	CHRONIC OBSTRUCTIVE PULMONARY DISEASE, UNSPECIFIED	J44.9
DX_DELIRIUM	DELIRIUM	DX09	290.11	PRESENILE DEMENTIA WITH DELIRIUM	29011
DX_DELIRIUM	DELIRIUM	DX09	290.3	SENILE DEMENTIA WITH DELIRIUM	2903
DX_DELIRIUM	DELIRIUM	DX09	290.41	VASCULAR DEMENTIA, WITH DELIRIUM	29041
DX_DELIRIUM	DELIRIUM	DX09	291.0	ALCOHOL WITHDRAWAL DELIRIUM	2910
DX_DELIRIUM	DELIRIUM	DX09	292.81	DRUG-INDUCED DELIRIUM	29281
DX_DELIRIUM	DELIRIUM	DX09	293.0	DELIRIUM DUE TO CONDITIONS CLASSIFIED ELSEWHERE	2930
DX_DELIRIUM	DELIRIUM	DX09	293.1	SUBACUTE DELIRIUM	2931
DX_DELIRIUM	DELIRIUM	DX10	F05	DELIRIUM DUE TO KNOWN PHYSIOLOGICAL CONDITION	F05
DX_DELIRIUM	DELIRIUM	DX10	F10.121	ALCOHOL ABUSE WITH INTOXICATION DELIRIUM	F10121
DX_DELIRIUM	DELIRIUM	DX10	F10.131	ALCOHOL ABUSE WITH WITHDRAWAL DELIRIUM	F10131
DX_DELIRIUM	DELIRIUM	DX10	F10.221	ALCOHOL DEPENDENCE WITH INTOXICATION DELIRIUM	F10221
DX_DELIRIUM	DELIRIUM	DX10	F10.231	ALCOHOL DEPENDENCE WITH WITHDRAWAL DELIRIUM	F10231
DX_DELIRIUM	DELIRIUM	DX10	F10.921	ALCOHOL USE, UNSPECIFIED WITH INTOXICATION DELIRIUM	F10921
DX_DELIRIUM	DELIRIUM	DX10	F10.931	ALCOHOL USE, UNSPECIFIED WITH WITHDRAWAL DELIRIUM	F10931
DX_DELIRIUM	DELIRIUM	DX10	F11.121	OPIOID ABUSE WITH INTOXICATION DELIRIUM	F11121
DX_DELIRIUM	DELIRIUM	DX10	F11.221	OPIOID DEPENDENCE WITH INTOXICATION DELIRIUM	F11221
DX_DELIRIUM	DELIRIUM	DX10	F11.921	OPIOID USE, UNSPECIFIED WITH INTOXICATION DELIRIUM	F11921
DX_DELIRIUM	DELIRIUM	DX10	F12.121	CANNABIS ABUSE WITH INTOXICATION DELIRIUM	F12121
DX_DELIRIUM	DELIRIUM	DX10	F12.221	CANNABIS DEPENDENCE WITH INTOXICATION DELIRIUM	F12221
DX_DELIRIUM	DELIRIUM	DX10	F12.921	CANNABIS USE, UNSPECIFIED WITH INTOXICATION DELIRIUM	F12921
DX_DELIRIUM	DELIRIUM	DX10	F13.121	SEDATIVE, HYPNOTIC OR ANXIOLYTIC ABUSE WITH INTOXICATION DELIRIUM	F13121
DX_DELIRIUM	DELIRIUM	DX10	F13.131	SEDATIVE, HYPNOTIC OR ANXIOLYTIC ABUSE WITH WITHDRAWAL DELIRIUM	F13131
DX_DELIRIUM	DELIRIUM	DX10	F13.221	SEDATIVE, HYPNOTIC OR ANXIOLYTIC DEPENDENCE WITH INTOXICATION DELIRIUM	F13221
DX_DELIRIUM	DELIRIUM	DX10	F13.231	SEDATIVE, HYPNOTIC OR ANXIOLYTIC DEPENDENCE WITH WITHDRAWAL DELIRIUM	F13231
DX_DELIRIUM	DELIRIUM	DX10	F13.921	SEDATIVE, HYPNOTIC OR ANXIOLYTIC USE, UNSPECIFIED WITH INTOXICATION DELIRIUM	F13921
DX_DELIRIUM	DELIRIUM	DX10	F13.931	SEDATIVE, HYPNOTIC OR ANXIOLYTIC USE, UNSPECIFIED WITH WITHDRAWAL DELIRIUM	F13931
DX_DELIRIUM	DELIRIUM	DX10	F14.121	COCAINE ABUSE WITH INTOXICATION WITH DELIRIUM	F14121
DX_DELIRIUM	DELIRIUM	DX10	F14.221	COCAINE DEPENDENCE WITH INTOXICATION DELIRIUM	F14221
DX_DELIRIUM	DELIRIUM	DX10	F14.921	COCAINE USE, UNSPECIFIED WITH INTOXICATION DELIRIUM	F14921
DX_DELIRIUM	DELIRIUM	DX10	F15.121	OTHER STIMULANT ABUSE WITH INTOXICATION DELIRIUM	F15121
DX_DELIRIUM	DELIRIUM	DX10	F15.221	OTHER STIMULANT DEPENDENCE WITH INTOXICATION DELIRIUM	F15221
DX_DELIRIUM	DELIRIUM	DX10	F15.921	OTHER STIMULANT USE, UNSPECIFIED WITH INTOXICATION DELIRIUM	F15921
DX_DELIRIUM	DELIRIUM	DX10	F16.121	HALLUCINOGEN ABUSE WITH INTOXICATION WITH DELIRIUM	F16121
DX_DELIRIUM	DELIRIUM	DX10	F16.221	HALLUCINOGEN DEPENDENCE WITH INTOXICATION WITH DELIRIUM	F16221
DX_DELIRIUM	DELIRIUM	DX10	F16.921	HALLUCINOGEN USE, UNSPECIFIED WITH INTOXICATION WITH DELIRIUM	F16921
DX_DELIRIUM	DELIRIUM	DX10	F18.121	INHALANT ABUSE WITH INTOXICATION DELIRIUM	F18121
DX_DELIRIUM	DELIRIUM	DX10	F18.221	INHALANT DEPENDENCE WITH INTOXICATION DELIRIUM	F18221
DX_DEMENTIA	DEMENTIA	DX09	290.0	SENILE DEMENTIA, UNCOMPLICATED	2900
DX_DEMENTIA	DEMENTIA	DX09	290.1	PRESENILE DEMENTIA	2901
DX_DEMENTIA	DEMENTIA	DX09	290.10	PRESENILE DEMENTIA, UNCOMPLICATED	29010
DX_DEMENTIA	DEMENTIA	DX09	290.11	PRESENILE DEMENTIA WITH DELIRIUM	29011
DX_DEMENTIA	DEMENTIA	DX09	290.12	PRESENILE DEMENTIA WITH DELUSIONAL FEATURES	29012
DX_DEMENTIA	DEMENTIA	DX09	290.13	PRESENILE DEMENTIA WITH DEPRESSIVE FEATURES	29013
DX_DEMENTIA	DEMENTIA	DX09	290.2	SENILE DEMENTIA WITH DELUSIONAL OR DEPRESSIVE FEATURES	2902
DX_DEMENTIA	DEMENTIA	DX09	290.20	SENILE DEMENTIA WITH DELUSIONAL FEATURES	29020
DX_DEMENTIA	DEMENTIA	DX09	290.21	SENILE DEMENTIA WITH DEPRESSIVE FEATURES	29021
DX_DEMENTIA	DEMENTIA	DX09	290.3	SENILE DEMENTIA WITH DELIRIUM	2903
DX_DEMENTIA	DEMENTIA	DX09	290.4	VASCULAR DEMENTIA	2904
DX_DEMENTIA	DEMENTIA	DX09	290.40	VASCULAR DEMENTIA, UNCOMPLICATED	29040
DX_DEMENTIA	DEMENTIA	DX09	290.41	VASCULAR DEMENTIA, WITH DELIRIUM	29041
DX_DEMENTIA	DEMENTIA	DX09	290.42	VASCULAR DEMENTIA, WITH DELUSIONS	29042
DX_DEMENTIA	DEMENTIA	DX09	290.43	VASCULAR DEMENTIA, WITH DEPRESSED MOOD	29043
DX_DEMENTIA	DEMENTIA	DX09	294.0	AMNESTIC DISORDER IN CONDITIONS CLASSIFIED ELSEWHERE	2940
DX_DEMENTIA	DEMENTIA	DX09	294.1	DEMENTIA IN CONDITIONS CLASSIFIED ELSEWHERE	2941
DX_DEMENTIA	DEMENTIA	DX09	294.10	DEMENTIA IN CONDITIONS CLASSIFIED ELSEWHERE WITHOUT BEHAVIORAL DISTURBANCE	29410
DX_DEMENTIA	DEMENTIA	DX09	294.11	DEMENTIA IN CONDITIONS CLASSIFIED ELSEWHERE WITH BEHAVIORAL DISTURBANCE	29411
DX_DEMENTIA	DEMENTIA	DX09	294.2	DEMENTIA, UNSPECIFIED	2942
DX_DEMENTIA	DEMENTIA	DX09	294.20	DEMENTIA, UNSPECIFIED, WITHOUT BEHAVIORAL DISTURBANCE	29420
DX_DEMENTIA	DEMENTIA	DX09	294.21	DEMENTIA, UNSPECIFIED, WITH BEHAVIORAL DISTURBANCE	29421
DX_DEMENTIA	DEMENTIA	DX09	294.8	OTHER PERSISTENT MENTAL DISORDERS DUE TO CONDITIONS CLASSIFIED ELSEWHERE	2948
DX_DEMENTIA	DEMENTIA	DX09	331.0	ALZHEIMER'S DISEASE	3310
DX_DEMENTIA	DEMENTIA	DX09	331.1	FRONTOTEMPORAL DEMENTIA	3311
DX_DEMENTIA	DEMENTIA	DX09	331.11	PICK'S DISEASE	33111
DX_DEMENTIA	DEMENTIA	DX09	331.19	OTHER FRONTOTEMPORAL DEMENTIA	33119
DX_DEMENTIA	DEMENTIA	DX09	331.2	SENILE DEGENERATION OF BRAIN	3312
DX_DEMENTIA	DEMENTIA	DX09	331.7	CEREBRAL DEGENERATION IN DISEASES CLASSIFIED ELSEWHERE	3317
DX_DEMENTIA	DEMENTIA	DX09	797	SENILITY WITHOUT MENTION OF PSYCHOSIS	797
DX_DEMENTIA	DEMENTIA	DX10	F01	VASCULAR DEMENTIA	F01
DX_DEMENTIA	DEMENTIA	DX10	F01.5	VASCULAR DEMENTIA	F01.5
DX_DEMENTIA	DEMENTIA	DX10	F01.50	VASCULAR DEMENTIA WITHOUT BEHAVIORAL DISTURBANCE	F01.50
DX_DEMENTIA	DEMENTIA	DX10	F01.51	VASCULAR DEMENTIA WITH BEHAVIORAL DISTURBANCE	F01.51
DX_DEMENTIA	DEMENTIA	DX10	F02	DEMENTIA IN OTHER DISEASES CLASSIFIED ELSEWHERE	F02
DX_DEMENTIA	DEMENTIA	DX10	F02.8	DEMENTIA IN OTHER DISEASES CLASSIFIED ELSEWHERE	F02.8
DX_DEMENTIA	DEMENTIA	DX10	F02.80	DEMENTIA IN OTHER DISEASES CLASSIFIED ELSEWHERE WITHOUT BEHAVIORAL DISTURBANCE	F02.80
DX_DEMENTIA	DEMENTIA	DX10	F02.81	DEMENTIA IN OTHER DISEASES CLASSIFIED ELSEWHERE WITH BEHAVIORAL DISTURBANCE	F02.81
DX_DEMENTIA	DEMENTIA	DX10	F03	UNSPECIFIED DEMENTIA	F03
DX_DEMENTIA	DEMENTIA	DX10	F03.9	UNSPECIFIED DEMENTIA	F03.9
DX_DEMENTIA	DEMENTIA	DX10	F03.90	UNSPECIFIED DEMENTIA WITHOUT BEHAVIORAL DISTURBANCE	F03.90
DX_DEMENTIA	DEMENTIA	DX10	F03.91	UNSPECIFIED DEMENTIA WITH BEHAVIORAL DISTURBANCE	F03.91

Boehringer Ingelheim
Statistical and Epidemiological Analysis Plan (SEAP) for Non-Interventional Study
(NIS)
BI Study Number 1245-0228

Proprietary confidential information © 2023 Boehringer Ingelheim International GmbH or one or more of its affiliated companies

DX_DEMENTIA	DEMENTIA	DX10	F04	AMNESIC DISORDER DUE TO KNOWN PHYSIOLOGICAL CONDITION	F04
DX_DEMENTIA	DEMENTIA	DX10	F05	DELIRIUM DUE TO KNOWN PHYSIOLOGICAL CONDITION	F05
DX_DEMENTIA	DEMENTIA	DX10	F06.1	CATATONIC DISORDER DUE TO KNOWN PHYSIOLOGICAL CONDITION	F061
DX_DEMENTIA	DEMENTIA	DX10	F06.8	OTHER SPECIFIED MENTAL DISORDERS DUE TO KNOWN PHYSIOLOGICAL CONDITION	F068
DX_DEMENTIA	DEMENTIA	DX10	G13.2	SYSTEMIC ATROPHY PRIMARILY AFFECTING THE CENTRAL NERVOUS SYSTEM IN MYXEDEMA	G132
DX_DEMENTIA	DEMENTIA	DX10	G13.8	SYSTEMIC ATROPHY PRIMARILY AFFECTING CENTRAL NERVOUS SYSTEM IN OTHER DISEASES CLASSIFIED ELSEWHERE	G138
DX_DEMENTIA	DEMENTIA	DX10	G30	ALZHEIMER'S DISEASE	G30
DX_DEMENTIA	DEMENTIA	DX10	G30.0	ALZHEIMER'S DISEASE WITH EARLY ONSET	G300
DX_DEMENTIA	DEMENTIA	DX10	G30.1	ALZHEIMER'S DISEASE WITH LATE ONSET	G301
DX_DEMENTIA	DEMENTIA	DX10	G30.8	OTHER ALZHEIMER'S DISEASE	G308
DX_DEMENTIA	DEMENTIA	DX10	G30.9	ALZHEIMER'S DISEASE, UNSPECIFIED	G309
DX_DEMENTIA	DEMENTIA	DX10	G31.0	FRONTOTEMPORAL DEMENTIA	G310
DX_DEMENTIA	DEMENTIA	DX10	G31.01	PICK'S DISEASE	G3101
DX_DEMENTIA	DEMENTIA	DX10	G31.09	OTHER FRONTOTEMPORAL DEMENTIA	G3109
DX_DEMENTIA	DEMENTIA	DX10	G31.1	SENILE DEGENERATION OF BRAIN, NOT ELSEWHERE CLASSIFIED	G311
DX_DEMENTIA	DEMENTIA	DX10	R41.81	AGE-RELATED COGNITIVE DECLINE	R4181
DX_DEPRESSION	DEPRESSION	DX09	300.4	DYSTHYMIC DISORDER	3004
DX_DEPRESSION	DEPRESSION	DX09	301.12	CHRONIC DEPRESSIVE PERSONALITY DISORDER	30112
DX_DEPRESSION	DEPRESSION	DX09	309.0	ADJUSTMENT DISORDER WITH DEPRESSED MOOD	3090
DX_DEPRESSION	DEPRESSION	DX09	309.1	PROLONGED DEPRESSIVE REACTION	3091
DX_DEPRESSION	DEPRESSION	DX09	311	DEPRESSIVE DISORDER, NOT ELSEWHERE CLASSIFIED	311
DX_DEPRESSION	DEPRESSION	DX10	F06.31	MOOD DISORDER DUE TO KNOWN PHYSIOLOGICAL CONDITION WITH DEPRESSIVE FEATURES	F0631
DX_DEPRESSION	DEPRESSION	DX10	F06.32	MOOD DISORDER DUE TO KNOWN PHYSIOLOGICAL CONDITION WITH MAJOR DEPRESSIVE-LIKE EPISODE	F0632
DX_DEPRESSION	DEPRESSION	DX10	F06.34	MOOD DISORDER DUE TO KNOWN PHYSIOLOGICAL CONDITION WITH MIXED FEATURES	F0634
DX_DEPRESSION	DEPRESSION	DX10	F32.0	MAJOR DEPRESSIVE DISORDER, SINGLE EPISODE, MILD	F320
DX_DEPRESSION	DEPRESSION	DX10	F32.1	MAJOR DEPRESSIVE DISORDER, SINGLE EPISODE, MODERATE	F321
DX_DEPRESSION	DEPRESSION	DX10	F32.2	MAJOR DEPRESSIVE DISORDER, SINGLE EPISODE, SEVERE WITHOUT PSYCHOTIC FEATURES	F322
DX_DEPRESSION	DEPRESSION	DX10	F32.3	MAJOR DEPRESSIVE DISORDER, SINGLE EPISODE, SEVERE WITH PSYCHOTIC FEATURES	F323
DX_DEPRESSION	DEPRESSION	DX10	F32.8	OTHER DEPRESSIVE EPISODES	F328
DX_DEPRESSION	DEPRESSION	DX10	F32.81	PREMENSTRUAL DYSPHORIC DISORDER	F3281
DX_DEPRESSION	DEPRESSION	DX10	F32.89	OTHER SPECIFIED DEPRESSIVE EPISODES	F3289
DX_DEPRESSION	DEPRESSION	DX10	F32.9	MAJOR DEPRESSIVE DISORDER, SINGLE EPISODE, UNSPECIFIED	F329
DX_DEPRESSION	DEPRESSION	DX10	F33.0	MAJOR DEPRESSIVE DISORDER, RECURRENT, MILD	F330
DX_DEPRESSION	DEPRESSION	DX10	F33.1	MAJOR DEPRESSIVE DISORDER, RECURRENT, MODERATE	F331
DX_DEPRESSION	DEPRESSION	DX10	F33.2	MAJOR DEPRESSIVE DISORDER, RECURRENT SEVERE WITHOUT PSYCHOTIC FEATURES	F332
DX_DEPRESSION	DEPRESSION	DX10	F33.3	MAJOR DEPRESSIVE DISORDER, RECURRENT, SEVERE WITH PSYCHOTIC SYMPTOMS	F333
DX_DEPRESSION	DEPRESSION	DX10	F33.8	OTHER RECURRENT DEPRESSIVE DISORDERS	F338
DX_DEPRESSION	DEPRESSION	DX10	F33.9	MAJOR DEPRESSIVE DISORDER, RECURRENT, UNSPECIFIED	F339
DX_DEPRESSION	DEPRESSION	DX10	F34.1	DYSTHYMIC DISORDER	F341
DX_DIALYSIS	DIALYSIS (DX)	DX09	585.6	END STAGE RENAL DISEASE	5856
DX_DIALYSIS	DIALYSIS (DX)	DX09	V45.1	POSTSURGICAL RENAL DIALYSIS STATUS	V451
DX_DIALYSIS	DIALYSIS (DX)	DX09	V56.0	ENCOUNTER FOR EXTRACORPOREAL DIALYSIS	V560
DX_DIALYSIS	DIALYSIS (DX)	DX09	V56.8	ENCOUNTER FOR OTHER DIALYSIS	V568
DX_DIALYSIS	DIALYSIS (DX)	DX10	N18.6	END STAGE RENAL DISEASE	N186
DX_DIALYSIS	DIALYSIS (DX)	DX10	Z49.31	ENCOUNTER FOR ADEQUACY TESTING FOR HEMODIALYSIS	Z4931
DX_DIALYSIS	DIALYSIS (DX)	DX10	Z49.32	ENCOUNTER FOR ADEQUACY TESTING FOR PERITONEAL DIALYSIS	Z4932
DX_DIALYSIS	DIALYSIS (DX)	DX10	Z99.2	DEPENDENCE ON RENAL DIALYSIS	Z992
DX_DM_CIRC	DIABETES WITH PERIPHERAL CIRCULATORY DISORDERS	DX09	250.70	DIABETES WITH PERIPHERAL CIRCULATORY DISORDERS, TYPE II OR UNSPECIFIED TYPE, NOT STATED AS UNCONTROLLED	25070
DX_DM_CIRC	DIABETES WITH PERIPHERAL CIRCULATORY DISORDERS	DX09	250.72	DIABETES WITH PERIPHERAL CIRCULATORY DISORDERS, TYPE II OR UNSPECIFIED TYPE, UNCONTROLLED	25072
DX_DM_CIRC	DIABETES WITH PERIPHERAL CIRCULATORY DISORDERS	DX09	443.81	PERIPHERAL ANGIOPATHY IN DISEASES CLASSIFIED ELSEWHERE	44381
DX_DM_CIRC	DIABETES WITH PERIPHERAL CIRCULATORY DISORDERS	DX10	E11.51	TYPE 2 DIABETES MELLITUS WITH DIABETIC PERIPHERAL ANGIOPATHY WITHOUT GANGRENE	E1151
DX_DM_CIRC	DIABETES WITH PERIPHERAL CIRCULATORY DISORDERS	DX10	E11.52	TYPE 2 DIABETES MELLITUS WITH DIABETIC PERIPHERAL ANGIOPATHY WITH GANGRENE	E1152
DX_DM_CIRC	DIABETES WITH PERIPHERAL CIRCULATORY DISORDERS	DX10	E11.59	TYPE 2 DIABETES MELLITUS WITH OTHER CIRCULATORY COMPLICATIONS	E1159
DX_DM_CIRC	DIABETES WITH PERIPHERAL CIRCULATORY DISORDERS	DX10	E13.51	OTHER SPECIFIED DIABETES MELLITUS WITH DIABETIC PERIPHERAL ANGIOPATHY WITHOUT GANGRENE	E1351
DX_DM_CIRC	DIABETES WITH PERIPHERAL CIRCULATORY DISORDERS	DX10	E13.52	OTHER SPECIFIED DIABETES MELLITUS WITH DIABETIC PERIPHERAL ANGIOPATHY WITH GANGRENE	E1352
DX_DM_CIRC	DIABETES WITH PERIPHERAL CIRCULATORY DISORDERS	DX10	E13.59	OTHER SPECIFIED DIABETES MELLITUS WITH OTHER CIRCULATORY COMPLICATIONS	E1359
DX_DM_DIAB1	DIABETES, TYPE I	DX09	250.01	DIABETES MELLITUS WITHOUT MENTION OF COMPLICATION, TYPE I [JUVENILE TYPE], NOT STATED AS UNCONTROLLED	25001
DX_DM_DIAB1	DIABETES, TYPE I	DX09	250.03	DIABETES MELLITUS WITHOUT MENTION OF COMPLICATION, TYPE I [JUVENILE TYPE], UNCONTROLLED	25003
DX_DM_DIAB1	DIABETES, TYPE I	DX09	250.11	DIABETES WITH KETOACIDOSIS, TYPE I [JUVENILE TYPE], NOT STATED AS UNCONTROLLED	25011
DX_DM_DIAB1	DIABETES, TYPE I	DX09	250.13	DIABETES WITH KETOACIDOSIS, TYPE I [JUVENILE TYPE], UNCONTROLLED	25013
DX_DM_DIAB1	DIABETES, TYPE I	DX09	250.21	DIABETES WITH HYPEROSMOLARITY, TYPE I [JUVENILE TYPE], NOT STATED AS UNCONTROLLED	25021
DX_DM_DIAB1	DIABETES, TYPE I	DX09	250.23	DIABETES WITH HYPEROSMOLARITY, TYPE I [JUVENILE TYPE], UNCONTROLLED	25023
DX_DM_DIAB1	DIABETES, TYPE I	DX09	250.31	DIABETES WITH OTHER COMA, TYPE I [JUVENILE TYPE], NOT STATED AS UNCONTROLLED	25031
DX_DM_DIAB1	DIABETES, TYPE I	DX09	250.33	DIABETES WITH OTHER COMA, TYPE I [JUVENILE TYPE], UNCONTROLLED	25033
DX_DM_DIAB1	DIABETES, TYPE I	DX09	250.41	DIABETES WITH RENAL MANIFESTATIONS, TYPE I [JUVENILE TYPE], NOT STATED AS UNCONTROLLED	25041
DX_DM_DIAB1	DIABETES, TYPE I	DX09	250.43	DIABETES WITH RENAL MANIFESTATIONS, TYPE I [JUVENILE TYPE], UNCONTROLLED	25043
DX_DM_DIAB1	DIABETES, TYPE I	DX09	250.51	DIABETES WITH OPHTHALMIC MANIFESTATIONS, TYPE I [JUVENILE TYPE], NOT STATED AS UNCONTROLLED	25051
DX_DM_DIAB1	DIABETES, TYPE I	DX09	250.53	DIABETES WITH OPHTHALMIC MANIFESTATIONS, TYPE I [JUVENILE TYPE], UNCONTROLLED	25053
DX_DM_DIAB1	DIABETES, TYPE I	DX09	250.61	DIABETES WITH NEUROLOGICAL MANIFESTATIONS, TYPE I [JUVENILE TYPE], NOT STATED AS UNCONTROLLED	25061
DX_DM_DIAB1	DIABETES, TYPE I	DX09	250.63	DIABETES WITH NEUROLOGICAL MANIFESTATIONS, TYPE I [JUVENILE TYPE], UNCONTROLLED	25063
DX_DM_DIAB1	DIABETES, TYPE I	DX09	250.71	DIABETES WITH PERIPHERAL CIRCULATORY DISORDERS, TYPE I [JUVENILE TYPE], NOT STATED AS UNCONTROLLED	25071
DX_DM_DIAB1	DIABETES, TYPE I	DX09	250.73	DIABETES WITH PERIPHERAL CIRCULATORY DISORDERS, TYPE I [JUVENILE TYPE], UNCONTROLLED	25073
DX_DM_DIAB1	DIABETES, TYPE I	DX09	250.81	DIABETES WITH OTHER SPECIFIED MANIFESTATIONS, TYPE I [JUVENILE TYPE], NOT STATED AS UNCONTROLLED	25081
DX_DM_DIAB1	DIABETES, TYPE I	DX09	250.83	DIABETES WITH OTHER SPECIFIED MANIFESTATIONS, TYPE I [JUVENILE TYPE], UNCONTROLLED	25083
DX_DM_DIAB1	DIABETES, TYPE I	DX09	250.91	DIABETES WITH UNSPECIFIED COMPLICATION, TYPE I [JUVENILE TYPE], NOT STATED AS UNCONTROLLED	25091
DX_DM_DIAB1	DIABETES, TYPE I	DX09	250.93	DIABETES WITH UNSPECIFIED COMPLICATION, TYPE I [JUVENILE TYPE], UNCONTROLLED	25093
DX_DM_DIAB1	DIABETES, TYPE I	DX10	E10	TYPE 1 DIABETES MELLITUS	E10

Boehringer Ingelheim
Statistical and Epidemiological Analysis Plan (SEAP) for Non-Interventional Study
(NIS)
BI Study Number 1245-0228

Proprietary confidential information © 2023 Boehringer Ingelheim International GmbH or one or more of its affiliated companies

DX_DM_DIAB1	DIABETES, TYPE I	DX10	E10.1	TYPE 1 DIABETES MELLITUS WITH KETOACIDOSIS	E101
DX_DM_DIAB1	DIABETES, TYPE I	DX10	E10.10	TYPE 1 DIABETES MELLITUS WITH KETOACIDOSIS WITHOUT COMA	E1010
DX_DM_DIAB1	DIABETES, TYPE I	DX10	E10.11	TYPE 1 DIABETES MELLITUS WITH KETOACIDOSIS WITH COMA	E1011
DX_DM_DIAB1	DIABETES, TYPE I	DX10	E10.2	TYPE 1 DIABETES MELLITUS WITH KIDNEY COMPLICATIONS	E102
DX_DM_DIAB1	DIABETES, TYPE I	DX10	E10.21	TYPE 1 DIABETES MELLITUS WITH DIABETIC NEPHROPATHY	E1021
DX_DM_DIAB1	DIABETES, TYPE I	DX10	E10.22	TYPE 1 DIABETES MELLITUS WITH DIABETIC CHRONIC KIDNEY DISEASE	E1022
DX_DM_DIAB1	DIABETES, TYPE I	DX10	E10.29	TYPE 1 DIABETES MELLITUS WITH OTHER DIABETIC KIDNEY COMPLICATION	E1029
DX_DM_DIAB1	DIABETES, TYPE I	DX10	E10.3	TYPE 1 DIABETES MELLITUS WITH OPHTHALMIC COMPLICATIONS	E103
DX_DM_DIAB1	DIABETES, TYPE I	DX10	E10.31	TYPE 1 DIABETES MELLITUS WITH UNSPECIFIED DIABETIC RETINOPATHY	E1031
DX_DM_DIAB1	DIABETES, TYPE I	DX10	E10.311	TYPE 1 DIABETES MELLITUS WITH UNSPECIFIED DIABETIC RETINOPATHY WITH MACULAR EDEMA	E10311
DX_DM_DIAB1	DIABETES, TYPE I	DX10	E10.319	TYPE 1 DIABETES MELLITUS WITH UNSPECIFIED DIABETIC RETINOPATHY WITHOUT MACULAR EDEMA	E10319
DX_DM_DIAB1	DIABETES, TYPE I	DX10	E10.32	TYPE 1 DIABETES MELLITUS WITH MILD NONPROLIFERATIVE DIABETIC RETINOPATHY	E1032
DX_DM_DIAB1	DIABETES, TYPE I	DX10	E10.321	TYPE 1 DIABETES MELLITUS WITH MILD NONPROLIFERATIVE DIABETIC RETINOPATHY WITH MACULAR EDEMA	E10321
DX_DM_DIAB1	DIABETES, TYPE I	DX10	E10.3211	TYPE 1 DIABETES MELLITUS WITH MILD NONPROLIFERATIVE DIABETIC RETINOPATHY WITH MACULAR EDEMA, RIGHT EYE	E103211
DX_DM_DIAB1	DIABETES, TYPE I	DX10	E10.3212	TYPE 1 DIABETES MELLITUS WITH MILD NONPROLIFERATIVE DIABETIC RETINOPATHY WITH MACULAR EDEMA, LEFT EYE	E103212
DX_DM_DIAB1	DIABETES, TYPE I	DX10	E10.3213	TYPE 1 DIABETES MELLITUS WITH MILD NONPROLIFERATIVE DIABETIC RETINOPATHY WITH MACULAR EDEMA, BILATERAL	E103213
DX_DM_DIAB1	DIABETES, TYPE I	DX10	E10.3219	TYPE 1 DIABETES MELLITUS WITH MILD NONPROLIFERATIVE DIABETIC RETINOPATHY WITH MACULAR EDEMA, UNSPECIFIED EYE	E103219
DX_DM_DIAB1	DIABETES, TYPE I	DX10	E10.329	TYPE 1 DIABETES MELLITUS WITH MILD NONPROLIFERATIVE DIABETIC RETINOPATHY WITHOUT MACULAR EDEMA	E10329
DX_DM_DIAB1	DIABETES, TYPE I	DX10	E10.3291	TYPE 1 DIABETES MELLITUS WITH MILD NONPROLIFERATIVE DIABETIC RETINOPATHY WITHOUT MACULAR EDEMA, RIGHT EYE	E103291
DX_DM_DIAB1	DIABETES, TYPE I	DX10	E10.3292	TYPE 1 DIABETES MELLITUS WITH MILD NONPROLIFERATIVE DIABETIC RETINOPATHY WITHOUT MACULAR EDEMA, LEFT EYE	E103292
DX_DM_DIAB1	DIABETES, TYPE I	DX10	E10.3293	TYPE 1 DIABETES MELLITUS WITH MILD NONPROLIFERATIVE DIABETIC RETINOPATHY WITHOUT MACULAR EDEMA, BILATERAL	E103293
DX_DM_DIAB1	DIABETES, TYPE I	DX10	E10.3299	TYPE 1 DIABETES MELLITUS WITH MILD NONPROLIFERATIVE DIABETIC RETINOPATHY WITHOUT MACULAR EDEMA, UNSPECIFIED EYE	E103299
DX_DM_DIAB1	DIABETES, TYPE I	DX10	E10.33	TYPE 1 DIABETES MELLITUS WITH MODERATE NONPROLIFERATIVE DIABETIC RETINOPATHY WITH MACULAR EDEMA	E1033
DX_DM_DIAB1	DIABETES, TYPE I	DX10	E10.331	TYPE 1 DIABETES MELLITUS WITH MODERATE NONPROLIFERATIVE DIABETIC RETINOPATHY WITH MACULAR EDEMA, RIGHT EYE	E10331
DX_DM_DIAB1	DIABETES, TYPE I	DX10	E10.3311	TYPE 1 DIABETES MELLITUS WITH MODERATE NONPROLIFERATIVE DIABETIC RETINOPATHY WITH MACULAR EDEMA, LEFT EYE	E103311
DX_DM_DIAB1	DIABETES, TYPE I	DX10	E10.3312	TYPE 1 DIABETES MELLITUS WITH MODERATE NONPROLIFERATIVE DIABETIC RETINOPATHY WITH MACULAR EDEMA, BILATERAL	E103312
DX_DM_DIAB1	DIABETES, TYPE I	DX10	E10.3313	TYPE 1 DIABETES MELLITUS WITH MODERATE NONPROLIFERATIVE DIABETIC RETINOPATHY WITH MACULAR EDEMA, UNSPECIFIED EYE	E103313
DX_DM_DIAB1	DIABETES, TYPE I	DX10	E10.3319	TYPE 1 DIABETES MELLITUS WITH MODERATE NONPROLIFERATIVE DIABETIC RETINOPATHY WITH MACULAR EDEMA, UNSPECIFIED EYE	E103319
DX_DM_DIAB1	DIABETES, TYPE I	DX10	E10.339	TYPE 1 DIABETES MELLITUS WITH MODERATE NONPROLIFERATIVE DIABETIC RETINOPATHY WITHOUT MACULAR EDEMA	E10339
DX_DM_DIAB1	DIABETES, TYPE I	DX10	E10.3391	TYPE 1 DIABETES MELLITUS WITH MODERATE NONPROLIFERATIVE DIABETIC RETINOPATHY WITHOUT MACULAR EDEMA, RIGHT EYE	E103391
DX_DM_DIAB1	DIABETES, TYPE I	DX10	E10.3392	TYPE 1 DIABETES MELLITUS WITH MODERATE NONPROLIFERATIVE DIABETIC RETINOPATHY WITHOUT MACULAR EDEMA, LEFT EYE	E103392
DX_DM_DIAB1	DIABETES, TYPE I	DX10	E10.3393	TYPE 1 DIABETES MELLITUS WITH MODERATE NONPROLIFERATIVE DIABETIC RETINOPATHY WITHOUT MACULAR EDEMA, BILATERAL	E103393
DX_DM_DIAB1	DIABETES, TYPE I	DX10	E10.3399	TYPE 1 DIABETES MELLITUS WITH MODERATE NONPROLIFERATIVE DIABETIC RETINOPATHY WITHOUT MACULAR EDEMA, UNSPECIFIED EYE	E103399
DX_DM_DIAB1	DIABETES, TYPE I	DX10	E10.34	TYPE 1 DIABETES MELLITUS WITH SEVERE NONPROLIFERATIVE DIABETIC RETINOPATHY WITH MACULAR EDEMA	E1034
DX_DM_DIAB1	DIABETES, TYPE I	DX10	E10.341	TYPE 1 DIABETES MELLITUS WITH SEVERE NONPROLIFERATIVE DIABETIC RETINOPATHY WITH MACULAR EDEMA, RIGHT EYE	E10341
DX_DM_DIAB1	DIABETES, TYPE I	DX10	E10.3411	TYPE 1 DIABETES MELLITUS WITH SEVERE NONPROLIFERATIVE DIABETIC RETINOPATHY WITH MACULAR EDEMA, LEFT EYE	E103411
DX_DM_DIAB1	DIABETES, TYPE I	DX10	E10.3412	TYPE 1 DIABETES MELLITUS WITH SEVERE NONPROLIFERATIVE DIABETIC RETINOPATHY WITH MACULAR EDEMA, BILATERAL	E103412
DX_DM_DIAB1	DIABETES, TYPE I	DX10	E10.3413	TYPE 1 DIABETES MELLITUS WITH SEVERE NONPROLIFERATIVE DIABETIC RETINOPATHY WITH MACULAR EDEMA, UNSPECIFIED EYE	E103413
DX_DM_DIAB1	DIABETES, TYPE I	DX10	E10.3419	TYPE 1 DIABETES MELLITUS WITH SEVERE NONPROLIFERATIVE DIABETIC RETINOPATHY WITHOUT MACULAR EDEMA	E103419
DX_DM_DIAB1	DIABETES, TYPE I	DX10	E10.349	TYPE 1 DIABETES MELLITUS WITH SEVERE NONPROLIFERATIVE DIABETIC RETINOPATHY WITHOUT MACULAR EDEMA, RIGHT EYE	E10349
DX_DM_DIAB1	DIABETES, TYPE I	DX10	E10.3491	TYPE 1 DIABETES MELLITUS WITH SEVERE NONPROLIFERATIVE DIABETIC RETINOPATHY WITHOUT MACULAR EDEMA, LEFT EYE	E103491
DX_DM_DIAB1	DIABETES, TYPE I	DX10	E10.3492	TYPE 1 DIABETES MELLITUS WITH SEVERE NONPROLIFERATIVE DIABETIC RETINOPATHY WITHOUT MACULAR EDEMA, BILATERAL	E103492
DX_DM_DIAB1	DIABETES, TYPE I	DX10	E10.3493	TYPE 1 DIABETES MELLITUS WITH SEVERE NONPROLIFERATIVE DIABETIC RETINOPATHY WITHOUT MACULAR EDEMA, UNSPECIFIED EYE	E103493
DX_DM_DIAB1	DIABETES, TYPE I	DX10	E10.3499	TYPE 1 DIABETES MELLITUS WITH SEVERE NONPROLIFERATIVE DIABETIC RETINOPATHY WITHOUT MACULAR EDEMA, UNSPECIFIED EYE	E103499
DX_DM_DIAB1	DIABETES, TYPE I	DX10	E10.35	TYPE 1 DIABETES MELLITUS WITH PROLIFERATIVE DIABETIC RETINOPATHY WITH MACULAR EDEMA	E1035
DX_DM_DIAB1	DIABETES, TYPE I	DX10	E10.351	TYPE 1 DIABETES MELLITUS WITH PROLIFERATIVE DIABETIC RETINOPATHY WITH MACULAR EDEMA, RIGHT EYE	E10351
DX_DM_DIAB1	DIABETES, TYPE I	DX10	E10.3511	TYPE 1 DIABETES MELLITUS WITH PROLIFERATIVE DIABETIC RETINOPATHY WITH MACULAR EDEMA, LEFT EYE	E103511
DX_DM_DIAB1	DIABETES, TYPE I	DX10	E10.3512	TYPE 1 DIABETES MELLITUS WITH PROLIFERATIVE DIABETIC RETINOPATHY WITH MACULAR EDEMA, BILATERAL	E103512
DX_DM_DIAB1	DIABETES, TYPE I	DX10	E10.3513	TYPE 1 DIABETES MELLITUS WITH PROLIFERATIVE DIABETIC RETINOPATHY WITH MACULAR EDEMA, UNSPECIFIED EYE	E103513
DX_DM_DIAB1	DIABETES, TYPE I	DX10	E10.3519	TYPE 1 DIABETES MELLITUS WITH PROLIFERATIVE DIABETIC RETINOPATHY WITH TRACTION RETINAL DETACHMENT INVOLVING THE MACULA	E103519
DX_DM_DIAB1	DIABETES, TYPE I	DX10	E10.352	TYPE 1 DIABETES MELLITUS WITH PROLIFERATIVE DIABETIC RETINOPATHY WITH TRACTION RETINAL DETACHMENT INVOLVING THE MACULA, RIGHT EYE	E10352
DX_DM_DIAB1	DIABETES, TYPE I	DX10	E10.3521	TYPE 1 DIABETES MELLITUS WITH PROLIFERATIVE DIABETIC RETINOPATHY WITH TRACTION RETINAL DETACHMENT INVOLVING THE MACULA, LEFT EYE	E103521
DX_DM_DIAB1	DIABETES, TYPE I	DX10	E10.3522	TYPE 1 DIABETES MELLITUS WITH PROLIFERATIVE DIABETIC RETINOPATHY WITH TRACTION RETINAL DETACHMENT INVOLVING THE MACULA, BILATERAL	E103522
DX_DM_DIAB1	DIABETES, TYPE I	DX10	E10.3523	TYPE 1 DIABETES MELLITUS WITH PROLIFERATIVE DIABETIC RETINOPATHY WITH TRACTION RETINAL DETACHMENT INVOLVING THE MACULA, UNSPECIFIED EYE	E103523
DX_DM_DIAB1	DIABETES, TYPE I	DX10	E10.3529	TYPE 1 DIABETES MELLITUS WITH PROLIFERATIVE DIABETIC RETINOPATHY WITH TRACTION RETINAL DETACHMENT INVOLVING THE MACULA, UNSPECIFIED EYE	E103529

Boehringer Ingelheim
Statistical and Epidemiological Analysis Plan (SEAP) for Non-Interventional Study
(NIS)
BI Study Number 1245-0228

Proprietary confidential information © 2023 Boehringer Ingelheim International GmbH or one or more of its affiliated companies

DX_DM_DIAB1	DIABETES, TYPE I	DX10	E10.353	TYPE 1 DIABETES MELLITUS WITH PROLIFERATIVE DIABETIC RETINOPATHY WITH TRACTION RETINAL DETACHMENT NOT INVOLVING THE MACULA	E10353
DX_DM_DIAB1	DIABETES, TYPE I	DX10	E10.3531	TYPE 1 DIABETES MELLITUS WITH PROLIFERATIVE DIABETIC RETINOPATHY WITH TRACTION RETINAL DETACHMENT NOT INVOLVING THE MACULA, RIGHT EYE	E103531
DX_DM_DIAB1	DIABETES, TYPE I	DX10	E10.3532	TYPE 1 DIABETES MELLITUS WITH PROLIFERATIVE DIABETIC RETINOPATHY WITH TRACTION RETINAL DETACHMENT NOT INVOLVING THE MACULA, LEFT EYE	E103532
DX_DM_DIAB1	DIABETES, TYPE I	DX10	E10.3533	TYPE 1 DIABETES MELLITUS WITH PROLIFERATIVE DIABETIC RETINOPATHY WITH TRACTION RETINAL DETACHMENT NOT INVOLVING THE MACULA, BILATERAL	E103533
DX_DM_DIAB1	DIABETES, TYPE I	DX10	E10.3539	TYPE 1 DIABETES MELLITUS WITH PROLIFERATIVE DIABETIC RETINOPATHY WITH TRACTION RETINAL DETACHMENT NOT INVOLVING THE MACULA, UNSPECIFIED EYE	E103539
DX_DM_DIAB1	DIABETES, TYPE I	DX10	E10.354	TYPE 1 DIABETES MELLITUS WITH PROLIFERATIVE DIABETIC RETINOPATHY WITH COMBINED TRACTION RETINAL DETACHMENT AND RHEGMATOGENOUS RETINAL DETACHMENT	E10354
DX_DM_DIAB1	DIABETES, TYPE I	DX10	E10.3541	TYPE 1 DIABETES MELLITUS WITH PROLIFERATIVE DIABETIC RETINOPATHY WITH COMBINED TRACTION RETINAL DETACHMENT AND RHEGMATOGENOUS RETINAL DETACHMENT, RIGHT EYE	E103541
DX_DM_DIAB1	DIABETES, TYPE I	DX10	E10.3542	TYPE 1 DIABETES MELLITUS WITH PROLIFERATIVE DIABETIC RETINOPATHY WITH COMBINED TRACTION RETINAL DETACHMENT AND RHEGMATOGENOUS RETINAL DETACHMENT, LEFT EYE	E103542
DX_DM_DIAB1	DIABETES, TYPE I	DX10	E10.3543	TYPE 1 DIABETES MELLITUS WITH PROLIFERATIVE DIABETIC RETINOPATHY WITH COMBINED TRACTION RETINAL DETACHMENT AND RHEGMATOGENOUS RETINAL DETACHMENT, BILATERAL	E103543
DX_DM_DIAB1	DIABETES, TYPE I	DX10	E10.3549	TYPE 1 DIABETES MELLITUS WITH PROLIFERATIVE DIABETIC RETINOPATHY WITH COMBINED TRACTION RETINAL DETACHMENT AND RHEGMATOGENOUS RETINAL DETACHMENT, UNSPECIFIED EYE	E103549
DX_DM_DIAB1	DIABETES, TYPE I	DX10	E10.355	TYPE 1 DIABETES MELLITUS WITH STABLE PROLIFERATIVE DIABETIC RETINOPATHY	E10355
DX_DM_DIAB1	DIABETES, TYPE I	DX10	E10.3551	TYPE 1 DIABETES MELLITUS WITH STABLE PROLIFERATIVE DIABETIC RETINOPATHY, RIGHT EYE	E103551
DX_DM_DIAB1	DIABETES, TYPE I	DX10	E10.3552	TYPE 1 DIABETES MELLITUS WITH STABLE PROLIFERATIVE DIABETIC RETINOPATHY, LEFT EYE	E103552
DX_DM_DIAB1	DIABETES, TYPE I	DX10	E10.3553	TYPE 1 DIABETES MELLITUS WITH STABLE PROLIFERATIVE DIABETIC RETINOPATHY, BILATERAL	E103553
DX_DM_DIAB1	DIABETES, TYPE I	DX10	E10.3559	TYPE 1 DIABETES MELLITUS WITH STABLE PROLIFERATIVE DIABETIC RETINOPATHY, UNSPECIFIED EYE	E103559
DX_DM_DIAB1	DIABETES, TYPE I	DX10	E10.359	TYPE 1 DIABETES MELLITUS WITH PROLIFERATIVE DIABETIC RETINOPATHY WITHOUT MACULAR EDEMA	E10359
DX_DM_DIAB1	DIABETES, TYPE I	DX10	E10.3591	TYPE 1 DIABETES MELLITUS WITH PROLIFERATIVE DIABETIC RETINOPATHY WITHOUT MACULAR EDEMA, RIGHT EYE	E103591
DX_DM_DIAB1	DIABETES, TYPE I	DX10	E10.3592	TYPE 1 DIABETES MELLITUS WITH PROLIFERATIVE DIABETIC RETINOPATHY WITHOUT MACULAR EDEMA, LEFT EYE	E103592
DX_DM_DIAB1	DIABETES, TYPE I	DX10	E10.3593	TYPE 1 DIABETES MELLITUS WITH PROLIFERATIVE DIABETIC RETINOPATHY WITHOUT MACULAR EDEMA, BILATERAL	E103593
DX_DM_DIAB1	DIABETES, TYPE I	DX10	E10.3599	TYPE 1 DIABETES MELLITUS WITH PROLIFERATIVE DIABETIC RETINOPATHY WITHOUT MACULAR EDEMA, UNSPECIFIED EYE	E103599
DX_DM_DIAB1	DIABETES, TYPE I	DX10	E10.36	TYPE 1 DIABETES MELLITUS WITH DIABETIC CATARACT	E1036
DX_DM_DIAB1	DIABETES, TYPE I	DX10	E10.37	TYPE 1 DIABETES MELLITUS WITH DIABETIC MACULAR EDEMA, RESOLVED FOLLOWING TREATMENT	E1037
DX_DM_DIAB1	DIABETES, TYPE I	DX10	E10.37X1	TYPE 1 DIABETES MELLITUS WITH DIABETIC MACULAR EDEMA, RESOLVED FOLLOWING TREATMENT, RIGHT EYE	E1037X1
DX_DM_DIAB1	DIABETES, TYPE I	DX10	E10.37X2	TYPE 1 DIABETES MELLITUS WITH DIABETIC MACULAR EDEMA, RESOLVED FOLLOWING TREATMENT, LEFT EYE	E1037X2
DX_DM_DIAB1	DIABETES, TYPE I	DX10	E10.37X3	TYPE 1 DIABETES MELLITUS WITH DIABETIC MACULAR EDEMA, RESOLVED FOLLOWING TREATMENT, BILATERAL	E1037X3
DX_DM_DIAB1	DIABETES, TYPE I	DX10	E10.37X9	TYPE 1 DIABETES MELLITUS WITH DIABETIC MACULAR EDEMA, RESOLVED FOLLOWING TREATMENT, UNSPECIFIED EYE	E1037X9
DX_DM_DIAB1	DIABETES, TYPE I	DX10	E10.39	TYPE 1 DIABETES MELLITUS WITH OTHER DIABETIC OPHTHALMIC COMPLICATION	E1039
DX_DM_DIAB1	DIABETES, TYPE I	DX10	E10.4	TYPE 1 DIABETES MELLITUS WITH NEUROLOGICAL COMPLICATIONS	E104
DX_DM_DIAB1	DIABETES, TYPE I	DX10	E10.40	TYPE 1 DIABETES MELLITUS WITH DIABETIC NEUROPATHY, UNSPECIFIED	E1040
DX_DM_DIAB1	DIABETES, TYPE I	DX10	E10.41	TYPE 1 DIABETES MELLITUS WITH DIABETIC MONONEUROPATHY	E1041
DX_DM_DIAB1	DIABETES, TYPE I	DX10	E10.42	TYPE 1 DIABETES MELLITUS WITH DIABETIC POLYNEUROPATHY	E1042
DX_DM_DIAB1	DIABETES, TYPE I	DX10	E10.43	TYPE 1 DIABETES MELLITUS WITH DIABETIC AUTONOMIC (POLY)NEUROPATHY	E1043
DX_DM_DIAB1	DIABETES, TYPE I	DX10	E10.44	TYPE 1 DIABETES MELLITUS WITH DIABETIC AMYOTROPHY	E1044
DX_DM_DIAB1	DIABETES, TYPE I	DX10	E10.49	TYPE 1 DIABETES MELLITUS WITH OTHER DIABETIC NEUROLOGICAL COMPLICATION	E1049
DX_DM_DIAB1	DIABETES, TYPE I	DX10	E10.5	TYPE 1 DIABETES MELLITUS WITH CIRCULATORY COMPLICATIONS	E105
DX_DM_DIAB1	DIABETES, TYPE I	DX10	E10.51	TYPE 1 DIABETES MELLITUS WITH DIABETIC PERIPHERAL ANGIOPATHY WITHOUT GANGRENE	E1051
DX_DM_DIAB1	DIABETES, TYPE I	DX10	E10.52	TYPE 1 DIABETES MELLITUS WITH DIABETIC PERIPHERAL ANGIOPATHY WITH GANGRENE	E1052
DX_DM_DIAB1	DIABETES, TYPE I	DX10	E10.59	TYPE 1 DIABETES MELLITUS WITH OTHER CIRCULATORY COMPLICATIONS	E1059
DX_DM_DIAB1	DIABETES, TYPE I	DX10	E10.6	TYPE 1 DIABETES MELLITUS WITH OTHER SPECIFIED COMPLICATIONS	E106
DX_DM_DIAB1	DIABETES, TYPE I	DX10	E10.61	TYPE 1 DIABETES MELLITUS WITH DIABETIC ARTHROPATHY	E1061
DX_DM_DIAB1	DIABETES, TYPE I	DX10	E10.610	TYPE 1 DIABETES MELLITUS WITH DIABETIC NEUROPATHIC ARTHROPATHY	E10610
DX_DM_DIAB1	DIABETES, TYPE I	DX10	E10.618	TYPE 1 DIABETES MELLITUS WITH OTHER DIABETIC ARTHROPATHY	E10618
DX_DM_DIAB1	DIABETES, TYPE I	DX10	E10.62	TYPE 1 DIABETES MELLITUS WITH SKIN COMPLICATIONS	E1062
DX_DM_DIAB1	DIABETES, TYPE I	DX10	E10.620	TYPE 1 DIABETES MELLITUS WITH DIABETIC DERMATITIS	E10620
DX_DM_DIAB1	DIABETES, TYPE I	DX10	E10.621	TYPE 1 DIABETES MELLITUS WITH FOOT ULCER	E10621
DX_DM_DIAB1	DIABETES, TYPE I	DX10	E10.622	TYPE 1 DIABETES MELLITUS WITH OTHER SKIN ULCER	E10622
DX_DM_DIAB1	DIABETES, TYPE I	DX10	E10.626	TYPE 1 DIABETES MELLITUS WITH OTHER SKIN COMPLICATIONS	E10626
DX_DM_DIAB1	DIABETES, TYPE I	DX10	E10.63	TYPE 1 DIABETES MELLITUS WITH ORAL COMPLICATIONS	E1063
DX_DM_DIAB1	DIABETES, TYPE I	DX10	E10.630	TYPE 1 DIABETES MELLITUS WITH PERIODONTAL DISEASE	E10630
DX_DM_DIAB1	DIABETES, TYPE I	DX10	E10.638	TYPE 1 DIABETES MELLITUS WITH OTHER ORAL COMPLICATIONS	E10638
DX_DM_DIAB1	DIABETES, TYPE I	DX10	E10.64	TYPE 1 DIABETES MELLITUS WITH HYPOGLYCEMIA	E1064
DX_DM_DIAB1	DIABETES, TYPE I	DX10	E10.641	TYPE 1 DIABETES MELLITUS WITH HYPOGLYCEMIA WITH COMA	E10641
DX_DM_DIAB1	DIABETES, TYPE I	DX10	E10.649	TYPE 1 DIABETES MELLITUS WITH HYPOGLYCEMIA WITHOUT COMA	E10649
DX_DM_DIAB1	DIABETES, TYPE I	DX10	E10.65	TYPE 1 DIABETES MELLITUS WITH HYPERGLYCEMIA	E1065
DX_DM_DIAB1	DIABETES, TYPE I	DX10	E10.69	TYPE 1 DIABETES MELLITUS WITH OTHER SPECIFIED COMPLICATION	E1069
DX_DM_DIAB1	DIABETES, TYPE I	DX10	E10.8	TYPE 1 DIABETES MELLITUS WITH UNSPECIFIED COMPLICATIONS	E108
DX_DM_DIAB1	DIABETES, TYPE I	DX10	E10.9	TYPE 1 DIABETES MELLITUS WITHOUT COMPLICATIONS	E109
DX_DM_DIAB2	DIABETES, TYPE II	DX09	250	DIABETES MELLITUS	250
DX_DM_DIAB2	DIABETES, TYPE II	DX09	250.0	DIABETES MELLITUS WITHOUT MENTION OF COMPLICATION	2500
DX_DM_DIAB2	DIABETES, TYPE II	DX09	250.00	DIABETES MELLITUS WITHOUT MENTION OF COMPLICATION, TYPE II OR UNSPECIFIED TYPE, NOT STATED AS UNCONTROLLED	25000
DX_DM_DIAB2	DIABETES, TYPE II	DX09	250.02	DIABETES MELLITUS WITHOUT MENTION OF COMPLICATION, TYPE II OR UNSPECIFIED TYPE, UNCONTROLLED	25002
DX_DM_DIAB2	DIABETES, TYPE II	DX09	250.1	DIABETES WITH KETOACIDOSIS	2501
DX_DM_DIAB2	DIABETES, TYPE II	DX09	250.10	DIABETES WITH KETOACIDOSIS, TYPE II OR UNSPECIFIED TYPE, NOT STATED AS UNCONTROLLED	25010
DX_DM_DIAB2	DIABETES, TYPE II	DX09	250.12	DIABETES WITH KETOACIDOSIS, TYPE II OR UNSPECIFIED TYPE, UNCONTROLLED	25012
DX_DM_DIAB2	DIABETES, TYPE II	DX09	250.2	DIABETES MELLITUS WITH HYPEROSMOLARITY	2502
DX_DM_DIAB2	DIABETES, TYPE II	DX09	250.20	DIABETES WITH HYPEROSMOLARITY, TYPE II OR UNSPECIFIED TYPE, NOT STATED AS UNCONTROLLED	25020
DX_DM_DIAB2	DIABETES, TYPE II	DX09	250.22	DIABETES WITH HYPEROSMOLARITY, TYPE II OR UNSPECIFIED TYPE, UNCONTROLLED	25022
DX_DM_DIAB2	DIABETES, TYPE II	DX09	250.3	DIABETES WITH OTHER COMA	2503

Boehringer Ingelheim
Statistical and Epidemiological Analysis Plan (SEAP) for Non-Interventional Study
(NIS)
BI Study Number 1245-0228

Proprietary confidential information © 2023 Boehringer Ingelheim International GmbH or one or more of its affiliated companies

DX_DM_DIAB2	DIABETES, TYPE II			DIABETES WITH OTHER COMA, TYPE II OR UNSPECIFIED TYPE, NOT STATED AS UNCONTROLLED	25030
DX_DM_DIAB2	DIABETES, TYPE II	DX09	250.30	DIABETES WITH OTHER COMA, TYPE II OR UNSPECIFIED TYPE, UNCONTROLLED	25032
DX_DM_DIAB2	DIABETES, TYPE II	DX09	250.4	DIABETES WITH RENAL MANIFESTATIONS	2504
DX_DM_DIAB2	DIABETES, TYPE II	DX09	250.40	DIABETES WITH RENAL MANIFESTATIONS, TYPE II OR UNSPECIFIED TYPE, NOT STATED AS UNCONTROLLED	25040
DX_DM_DIAB2	DIABETES, TYPE II	DX09	250.42	DIABETES WITH RENAL MANIFESTATIONS, TYPE II OR UNSPECIFIED TYPE, UNCONTROLLED	25042
DX_DM_DIAB2	DIABETES, TYPE II	DX09	250.5	DIABETES WITH OPHTHALMIC MANIFESTATIONS	2505
DX_DM_DIAB2	DIABETES, TYPE II	DX09	250.50	DIABETES WITH OPHTHALMIC MANIFESTATIONS, TYPE II OR UNSPECIFIED TYPE, NOT STATED AS UNCONTROLLED	25050
DX_DM_DIAB2	DIABETES, TYPE II	DX09	250.52	DIABETES WITH OPHTHALMIC MANIFESTATIONS, TYPE II OR UNSPECIFIED TYPE, UNCONTROLLED	25052
DX_DM_DIAB2	DIABETES, TYPE II	DX09	250.6	DIABETES WITH NEUROLOGICAL MANIFESTATIONS	2506
DX_DM_DIAB2	DIABETES, TYPE II	DX09	250.60	DIABETES WITH NEUROLOGICAL MANIFESTATIONS, TYPE II OR UNSPECIFIED TYPE, NOT STATED AS UNCONTROLLED	25060
DX_DM_DIAB2	DIABETES, TYPE II	DX09	250.62	DIABETES WITH NEUROLOGICAL MANIFESTATIONS, TYPE II OR UNSPECIFIED TYPE, UNCONTROLLED	25062
DX_DM_DIAB2	DIABETES, TYPE II	DX09	250.7	DIABETES WITH PERIPHERAL CIRCULATORY DISORDERS	2507
DX_DM_DIAB2	DIABETES, TYPE II	DX09	250.70	DIABETES WITH PERIPHERAL CIRCULATORY DISORDERS, TYPE II OR UNSPECIFIED TYPE, NOT STATED AS UNCONTROLLED	25070
DX_DM_DIAB2	DIABETES, TYPE II	DX09	250.72	DIABETES WITH PERIPHERAL CIRCULATORY DISORDERS, TYPE II OR UNSPECIFIED TYPE, UNCONTROLLED	25072
DX_DM_DIAB2	DIABETES, TYPE II	DX09	250.8	DIABETES WITH OTHER SPECIFIED MANIFESTATIONS	2508
DX_DM_DIAB2	DIABETES, TYPE II	DX09	250.80	DIABETES WITH OTHER SPECIFIED MANIFESTATIONS, TYPE II OR UNSPECIFIED TYPE, NOT STATED AS UNCONTROLLED	25080
DX_DM_DIAB2	DIABETES, TYPE II	DX09	250.82	DIABETES WITH OTHER SPECIFIED MANIFESTATIONS, TYPE II OR UNSPECIFIED TYPE, UNCONTROLLED	25082
DX_DM_DIAB2	DIABETES, TYPE II	DX09	250.9	DIABETES WITH UNSPECIFIED COMPLICATION	2509
DX_DM_DIAB2	DIABETES, TYPE II	DX09	250.90	DIABETES WITH UNSPECIFIED COMPLICATION, TYPE II OR UNSPECIFIED TYPE, NOT STATED AS UNCONTROLLED	25090
DX_DM_DIAB2	DIABETES, TYPE II	DX09	250.92	DIABETES WITH UNSPECIFIED COMPLICATION, TYPE II OR UNSPECIFIED TYPE, UNCONTROLLED	25092
DX_DM_DIAB2	DIABETES, TYPE II	DX10	E11	TYPE 2 DIABETES MELLITUS	E11
DX_DM_DIAB2	DIABETES, TYPE II	DX10	E11.0	TYPE 2 DIABETES MELLITUS WITH HYPEROSMOLARITY	E110
DX_DM_DIAB2	DIABETES, TYPE II	DX10	E11.00	TYPE 2 DIABETES MELLITUS WITH HYPEROSMOLARITY WITHOUT NONKETOTIC HYPERGLYCEMIA-HYPEROSMOLAR COMA (NKHHC)	E1100
DX_DM_DIAB2	DIABETES, TYPE II	DX10	E11.01	TYPE 2 DIABETES MELLITUS WITH HYPEROSMOLARITY WITH COMA	E1101
DX_DM_DIAB2	DIABETES, TYPE II	DX10	E11.1	TYPE 2 DIABETES MELLITUS WITH KETOACIDOSIS	E111
DX_DM_DIAB2	DIABETES, TYPE II	DX10	E11.10	TYPE 2 DIABETES MELLITUS WITH KETOACIDOSIS WITHOUT COMA	E1110
DX_DM_DIAB2	DIABETES, TYPE II	DX10	E11.11	TYPE 2 DIABETES MELLITUS WITH KETOACIDOSIS WITH COMA	E1111
DX_DM_DIAB2	DIABETES, TYPE II	DX10	E11.2	TYPE 2 DIABETES MELLITUS WITH KIDNEY COMPLICATIONS	E112
DX_DM_DIAB2	DIABETES, TYPE II	DX10	E11.21	TYPE 2 DIABETES MELLITUS WITH DIABETIC NEPHROPATHY	E1121
DX_DM_DIAB2	DIABETES, TYPE II	DX10	E11.22	TYPE 2 DIABETES MELLITUS WITH DIABETIC CHRONIC KIDNEY DISEASE	E1122
DX_DM_DIAB2	DIABETES, TYPE II	DX10	E11.29	TYPE 2 DIABETES MELLITUS WITH OTHER DIABETIC KIDNEY COMPLICATION	E1129
DX_DM_DIAB2	DIABETES, TYPE II	DX10	E11.3	TYPE 2 DIABETES MELLITUS WITH OPHTHALMIC COMPLICATIONS	E113
DX_DM_DIAB2	DIABETES, TYPE II	DX10	E11.31	TYPE 2 DIABETES MELLITUS WITH UNSPECIFIED DIABETIC RETINOPATHY	E1131
DX_DM_DIAB2	DIABETES, TYPE II	DX10	E11.311	TYPE 2 DIABETES MELLITUS WITH UNSPECIFIED DIABETIC RETINOPATHY WITH MACULAR EDEMA	E11311
DX_DM_DIAB2	DIABETES, TYPE II	DX10	E11.319	TYPE 2 DIABETES MELLITUS WITH UNSPECIFIED DIABETIC RETINOPATHY WITHOUT MACULAR EDEMA	E11319
DX_DM_DIAB2	DIABETES, TYPE II	DX10	E11.32	TYPE 2 DIABETES MELLITUS WITH MILD NONPROLIFERATIVE DIABETIC RETINOPATHY	E1132
DX_DM_DIAB2	DIABETES, TYPE II	DX10	E11.321	TYPE 2 DIABETES MELLITUS WITH MILD NONPROLIFERATIVE DIABETIC RETINOPATHY WITH MACULAR EDEMA	E11321
DX_DM_DIAB2	DIABETES, TYPE II	DX10	E11.3211	TYPE 2 DIABETES MELLITUS WITH MILD NONPROLIFERATIVE DIABETIC RETINOPATHY WITH MACULAR EDEMA, RIGHT EYE	E113211
DX_DM_DIAB2	DIABETES, TYPE II	DX10	E11.3212	TYPE 2 DIABETES MELLITUS WITH MILD NONPROLIFERATIVE DIABETIC RETINOPATHY WITH MACULAR EDEMA, LEFT EYE	E113212
DX_DM_DIAB2	DIABETES, TYPE II	DX10	E11.3213	TYPE 2 DIABETES MELLITUS WITH MILD NONPROLIFERATIVE DIABETIC RETINOPATHY WITH MACULAR EDEMA, BILATERAL	E113213
DX_DM_DIAB2	DIABETES, TYPE II	DX10	E11.3219	TYPE 2 DIABETES MELLITUS WITH MILD NONPROLIFERATIVE DIABETIC RETINOPATHY WITH MACULAR EDEMA, UNSPECIFIED EYE	E113219
DX_DM_DIAB2	DIABETES, TYPE II	DX10	E11.329	TYPE 2 DIABETES MELLITUS WITH MILD NONPROLIFERATIVE DIABETIC RETINOPATHY WITHOUT MACULAR EDEMA	E11329
DX_DM_DIAB2	DIABETES, TYPE II	DX10	E11.3291	TYPE 2 DIABETES MELLITUS WITH MILD NONPROLIFERATIVE DIABETIC RETINOPATHY WITHOUT MACULAR EDEMA, RIGHT EYE	E113291
DX_DM_DIAB2	DIABETES, TYPE II	DX10	E11.3292	TYPE 2 DIABETES MELLITUS WITH MILD NONPROLIFERATIVE DIABETIC RETINOPATHY WITHOUT MACULAR EDEMA, LEFT EYE	E113292
DX_DM_DIAB2	DIABETES, TYPE II	DX10	E11.3293	TYPE 2 DIABETES MELLITUS WITH MILD NONPROLIFERATIVE DIABETIC RETINOPATHY WITHOUT MACULAR EDEMA, BILATERAL	E113293
DX_DM_DIAB2	DIABETES, TYPE II	DX10	E11.3299	TYPE 2 DIABETES MELLITUS WITH MILD NONPROLIFERATIVE DIABETIC RETINOPATHY WITHOUT MACULAR EDEMA, UNSPECIFIED EYE	E113299
DX_DM_DIAB2	DIABETES, TYPE II	DX10	E11.33	TYPE 2 DIABETES MELLITUS WITH MODERATE NONPROLIFERATIVE DIABETIC RETINOPATHY	E1133
DX_DM_DIAB2	DIABETES, TYPE II	DX10	E11.331	TYPE 2 DIABETES MELLITUS WITH MODERATE NONPROLIFERATIVE DIABETIC RETINOPATHY WITH MACULAR EDEMA	E11331
DX_DM_DIAB2	DIABETES, TYPE II	DX10	E11.3311	TYPE 2 DIABETES MELLITUS WITH MODERATE NONPROLIFERATIVE DIABETIC RETINOPATHY WITH MACULAR EDEMA, RIGHT EYE	E113311
DX_DM_DIAB2	DIABETES, TYPE II	DX10	E11.3312	TYPE 2 DIABETES MELLITUS WITH MODERATE NONPROLIFERATIVE DIABETIC RETINOPATHY WITH MACULAR EDEMA, LEFT EYE	E113312
DX_DM_DIAB2	DIABETES, TYPE II	DX10	E11.3313	TYPE 2 DIABETES MELLITUS WITH MODERATE NONPROLIFERATIVE DIABETIC RETINOPATHY WITH MACULAR EDEMA, BILATERAL	E113313
DX_DM_DIAB2	DIABETES, TYPE II	DX10	E11.3319	TYPE 2 DIABETES MELLITUS WITH MODERATE NONPROLIFERATIVE DIABETIC RETINOPATHY WITH MACULAR EDEMA, UNSPECIFIED EYE	E113319
DX_DM_DIAB2	DIABETES, TYPE II	DX10	E11.339	TYPE 2 DIABETES MELLITUS WITH MODERATE NONPROLIFERATIVE DIABETIC RETINOPATHY WITHOUT MACULAR EDEMA	E11339
DX_DM_DIAB2	DIABETES, TYPE II	DX10	E11.3391	TYPE 2 DIABETES MELLITUS WITH MODERATE NONPROLIFERATIVE DIABETIC RETINOPATHY WITHOUT MACULAR EDEMA, RIGHT EYE	E113391
DX_DM_DIAB2	DIABETES, TYPE II	DX10	E11.3392	TYPE 2 DIABETES MELLITUS WITH MODERATE NONPROLIFERATIVE DIABETIC RETINOPATHY WITHOUT MACULAR EDEMA, LEFT EYE	E113392
DX_DM_DIAB2	DIABETES, TYPE II	DX10	E11.3393	TYPE 2 DIABETES MELLITUS WITH MODERATE NONPROLIFERATIVE DIABETIC RETINOPATHY WITHOUT MACULAR EDEMA, BILATERAL	E113393
DX_DM_DIAB2	DIABETES, TYPE II	DX10	E11.3399	TYPE 2 DIABETES MELLITUS WITH MODERATE NONPROLIFERATIVE DIABETIC RETINOPATHY WITHOUT MACULAR EDEMA, UNSPECIFIED EYE	E113399
DX_DM_DIAB2	DIABETES, TYPE II	DX10	E11.34	TYPE 2 DIABETES MELLITUS WITH SEVERE NONPROLIFERATIVE DIABETIC RETINOPATHY	E1134
DX_DM_DIAB2	DIABETES, TYPE II	DX10	E11.341	TYPE 2 DIABETES MELLITUS WITH SEVERE NONPROLIFERATIVE DIABETIC RETINOPATHY WITH MACULAR EDEMA	E11341
DX_DM_DIAB2	DIABETES, TYPE II	DX10	E11.3411	TYPE 2 DIABETES MELLITUS WITH SEVERE NONPROLIFERATIVE DIABETIC RETINOPATHY WITH MACULAR EDEMA, RIGHT EYE	E113411

Boehringer Ingelheim
Statistical and Epidemiological Analysis Plan (SEAP) for Non-Interventional Study
(NIS)
BI Study Number 1245-0228

Proprietary confidential information © 2023 Boehringer Ingelheim International GmbH or one or more of its affiliated companies

DX_DM_DIAB2	DIABETES, TYPE II	DX10	E11.3412	TYPE 2 DIABETES MELLITUS WITH SEVERE NONPROLIFERATIVE DIABETIC RETINOPATHY WITH MACULAR EDEMA, LEFT EYE	E113412
DX_DM_DIAB2	DIABETES, TYPE II	DX10	E11.3413	TYPE 2 DIABETES MELLITUS WITH SEVERE NONPROLIFERATIVE DIABETIC RETINOPATHY WITH MACULAR EDEMA, BILATERAL	E113413
DX_DM_DIAB2	DIABETES, TYPE II	DX10	E11.3419	TYPE 2 DIABETES MELLITUS WITH SEVERE NONPROLIFERATIVE DIABETIC RETINOPATHY WITH MACULAR EDEMA, UNSPECIFIED EYE	E113419
DX_DM_DIAB2	DIABETES, TYPE II	DX10	E11.349	TYPE 2 DIABETES MELLITUS WITH SEVERE NONPROLIFERATIVE DIABETIC RETINOPATHY WITHOUT MACULAR EDEMA	E11349
DX_DM_DIAB2	DIABETES, TYPE II	DX10	E11.3491	TYPE 2 DIABETES MELLITUS WITH SEVERE NONPROLIFERATIVE DIABETIC RETINOPATHY WITHOUT MACULAR EDEMA, RIGHT EYE	E113491
DX_DM_DIAB2	DIABETES, TYPE II	DX10	E11.3492	TYPE 2 DIABETES MELLITUS WITH SEVERE NONPROLIFERATIVE DIABETIC RETINOPATHY WITHOUT MACULAR EDEMA, LEFT EYE	E113492
DX_DM_DIAB2	DIABETES, TYPE II	DX10	E11.3493	TYPE 2 DIABETES MELLITUS WITH SEVERE NONPROLIFERATIVE DIABETIC RETINOPATHY WITHOUT MACULAR EDEMA, BILATERAL	E113493
DX_DM_DIAB2	DIABETES, TYPE II	DX10	E11.3499	TYPE 2 DIABETES MELLITUS WITH SEVERE NONPROLIFERATIVE DIABETIC RETINOPATHY WITHOUT MACULAR EDEMA, UNSPECIFIED EYE	E113499
DX_DM_DIAB2	DIABETES, TYPE II	DX10	E11.35	TYPE 2 DIABETES MELLITUS WITH PROLIFERATIVE DIABETIC RETINOPATHY	E1135
DX_DM_DIAB2	DIABETES, TYPE II	DX10	E11.351	TYPE 2 DIABETES MELLITUS WITH PROLIFERATIVE DIABETIC RETINOPATHY WITH MACULAR EDEMA	E11351
DX_DM_DIAB2	DIABETES, TYPE II	DX10	E11.3511	TYPE 2 DIABETES MELLITUS WITH PROLIFERATIVE DIABETIC RETINOPATHY WITH MACULAR EDEMA, RIGHT EYE	E113511
DX_DM_DIAB2	DIABETES, TYPE II	DX10	E11.3512	TYPE 2 DIABETES MELLITUS WITH PROLIFERATIVE DIABETIC RETINOPATHY WITH MACULAR EDEMA, LEFT EYE	E113512
DX_DM_DIAB2	DIABETES, TYPE II	DX10	E11.3513	TYPE 2 DIABETES MELLITUS WITH PROLIFERATIVE DIABETIC RETINOPATHY WITH MACULAR EDEMA, BILATERAL	E113513
DX_DM_DIAB2	DIABETES, TYPE II	DX10	E11.3519	TYPE 2 DIABETES MELLITUS WITH PROLIFERATIVE DIABETIC RETINOPATHY WITH MACULAR EDEMA, UNSPECIFIED EYE	E113519
DX_DM_DIAB2	DIABETES, TYPE II	DX10	E11.352	TYPE 2 DIABETES MELLITUS WITH PROLIFERATIVE DIABETIC RETINOPATHY WITH TRACTION RETINAL DETACHMENT INVOLVING THE MACULA	E11352
DX_DM_DIAB2	DIABETES, TYPE II	DX10	E11.3521	TYPE 2 DIABETES MELLITUS WITH PROLIFERATIVE DIABETIC RETINOPATHY WITH TRACTION RETINAL DETACHMENT INVOLVING THE MACULA, RIGHT EYE	E113521
DX_DM_DIAB2	DIABETES, TYPE II	DX10	E11.3522	TYPE 2 DIABETES MELLITUS WITH PROLIFERATIVE DIABETIC RETINOPATHY WITH TRACTION RETINAL DETACHMENT INVOLVING THE MACULA, LEFT EYE	E113522
DX_DM_DIAB2	DIABETES, TYPE II	DX10	E11.3523	TYPE 2 DIABETES MELLITUS WITH PROLIFERATIVE DIABETIC RETINOPATHY WITH TRACTION RETINAL DETACHMENT INVOLVING THE MACULA, BILATERAL	E113523
DX_DM_DIAB2	DIABETES, TYPE II	DX10	E11.3529	TYPE 2 DIABETES MELLITUS WITH PROLIFERATIVE DIABETIC RETINOPATHY WITH TRACTION RETINAL DETACHMENT INVOLVING THE MACULA, UNSPECIFIED EYE	E113529
DX_DM_DIAB2	DIABETES, TYPE II	DX10	E11.353	TYPE 2 DIABETES MELLITUS WITH PROLIFERATIVE DIABETIC RETINOPATHY WITH TRACTION RETINAL DETACHMENT NOT INVOLVING THE MACULA	E11353
DX_DM_DIAB2	DIABETES, TYPE II	DX10	E11.3531	TYPE 2 DIABETES MELLITUS WITH PROLIFERATIVE DIABETIC RETINOPATHY WITH TRACTION RETINAL DETACHMENT NOT INVOLVING THE MACULA, RIGHT EYE	E113531
DX_DM_DIAB2	DIABETES, TYPE II	DX10	E11.3532	TYPE 2 DIABETES MELLITUS WITH PROLIFERATIVE DIABETIC RETINOPATHY WITH TRACTION RETINAL DETACHMENT NOT INVOLVING THE MACULA, LEFT EYE	E113532
DX_DM_DIAB2	DIABETES, TYPE II	DX10	E11.3533	TYPE 2 DIABETES MELLITUS WITH PROLIFERATIVE DIABETIC RETINOPATHY WITH TRACTION RETINAL DETACHMENT NOT INVOLVING THE MACULA, BILATERAL	E113533
DX_DM_DIAB2	DIABETES, TYPE II	DX10	E11.3539	TYPE 2 DIABETES MELLITUS WITH PROLIFERATIVE DIABETIC RETINOPATHY WITH TRACTION RETINAL DETACHMENT NOT INVOLVING THE MACULA, UNSPECIFIED EYE	E113539
DX_DM_DIAB2	DIABETES, TYPE II	DX10	E11.354	TYPE 2 DIABETES MELLITUS WITH PROLIFERATIVE DIABETIC RETINOPATHY WITH COMBINED TRACTION RETINAL DETACHMENT AND RHEGMATOGENOUS RETINAL DETACHMENT	E11354
DX_DM_DIAB2	DIABETES, TYPE II	DX10	E11.3541	TYPE 2 DIABETES MELLITUS WITH PROLIFERATIVE DIABETIC RETINOPATHY WITH COMBINED TRACTION RETINAL DETACHMENT AND RHEGMATOGENOUS RETINAL DETACHMENT, RIGHT EYE	E113541
DX_DM_DIAB2	DIABETES, TYPE II	DX10	E11.3542	TYPE 2 DIABETES MELLITUS WITH PROLIFERATIVE DIABETIC RETINOPATHY WITH COMBINED TRACTION RETINAL DETACHMENT AND RHEGMATOGENOUS RETINAL DETACHMENT, LEFT EYE	E113542
DX_DM_DIAB2	DIABETES, TYPE II	DX10	E11.3543	TYPE 2 DIABETES MELLITUS WITH PROLIFERATIVE DIABETIC RETINOPATHY WITH COMBINED TRACTION RETINAL DETACHMENT AND RHEGMATOGENOUS RETINAL DETACHMENT, BILATERAL	E113543
DX_DM_DIAB2	DIABETES, TYPE II	DX10	E11.3549	TYPE 2 DIABETES MELLITUS WITH PROLIFERATIVE DIABETIC RETINOPATHY WITH COMBINED TRACTION RETINAL DETACHMENT AND RHEGMATOGENOUS RETINAL DETACHMENT, UNSPECIFIED EYE	E113549
DX_DM_DIAB2	DIABETES, TYPE II	DX10	E11.355	TYPE 2 DIABETES MELLITUS WITH STABLE PROLIFERATIVE DIABETIC RETINOPATHY	E11355
DX_DM_DIAB2	DIABETES, TYPE II	DX10	E11.3551	TYPE 2 DIABETES MELLITUS WITH STABLE PROLIFERATIVE DIABETIC RETINOPATHY, RIGHT EYE	E113551
DX_DM_DIAB2	DIABETES, TYPE II	DX10	E11.3552	TYPE 2 DIABETES MELLITUS WITH STABLE PROLIFERATIVE DIABETIC RETINOPATHY, LEFT EYE	E113552
DX_DM_DIAB2	DIABETES, TYPE II	DX10	E11.3553	TYPE 2 DIABETES MELLITUS WITH STABLE PROLIFERATIVE DIABETIC RETINOPATHY, BILATERAL	E113553
DX_DM_DIAB2	DIABETES, TYPE II	DX10	E11.3559	TYPE 2 DIABETES MELLITUS WITH STABLE PROLIFERATIVE DIABETIC RETINOPATHY, UNSPECIFIED EYE	E113559
DX_DM_DIAB2	DIABETES, TYPE II	DX10	E11.359	TYPE 2 DIABETES MELLITUS WITH PROLIFERATIVE DIABETIC RETINOPATHY WITHOUT MACULAR EDEMA	E11359
DX_DM_DIAB2	DIABETES, TYPE II	DX10	E11.3591	TYPE 2 DIABETES MELLITUS WITH PROLIFERATIVE DIABETIC RETINOPATHY WITHOUT MACULAR EDEMA, RIGHT EYE	E113591
DX_DM_DIAB2	DIABETES, TYPE II	DX10	E11.3592	TYPE 2 DIABETES MELLITUS WITH PROLIFERATIVE DIABETIC RETINOPATHY WITHOUT MACULAR EDEMA, LEFT EYE	E113592
DX_DM_DIAB2	DIABETES, TYPE II	DX10	E11.3593	TYPE 2 DIABETES MELLITUS WITH PROLIFERATIVE DIABETIC RETINOPATHY WITHOUT MACULAR EDEMA, BILATERAL	E113593
DX_DM_DIAB2	DIABETES, TYPE II	DX10	E11.3599	TYPE 2 DIABETES MELLITUS WITH PROLIFERATIVE DIABETIC RETINOPATHY WITHOUT MACULAR EDEMA, UNSPECIFIED EYE	E113599
DX_DM_DIAB2	DIABETES, TYPE II	DX10	E11.36	TYPE 2 DIABETES MELLITUS WITH DIABETIC CATARACT	E1136
DX_DM_DIAB2	DIABETES, TYPE II	DX10	E11.37	TYPE 2 DIABETES MELLITUS WITH DIABETIC MACULAR EDEMA, RESOLVED FOLLOWING TREATMENT	E1137
DX_DM_DIAB2	DIABETES, TYPE II	DX10	E11.37X1	TYPE 2 DIABETES MELLITUS WITH DIABETIC MACULAR EDEMA, RESOLVED FOLLOWING TREATMENT, RIGHT EYE	E1137X1
DX_DM_DIAB2	DIABETES, TYPE II	DX10	E11.37X2	TYPE 2 DIABETES MELLITUS WITH DIABETIC MACULAR EDEMA, RESOLVED FOLLOWING TREATMENT, LEFT EYE	E1137X2
DX_DM_DIAB2	DIABETES, TYPE II	DX10	E11.37X3	TYPE 2 DIABETES MELLITUS WITH DIABETIC MACULAR EDEMA, RESOLVED FOLLOWING TREATMENT, BILATERAL	E1137X3
DX_DM_DIAB2	DIABETES, TYPE II	DX10	E11.37X9	TYPE 2 DIABETES MELLITUS WITH DIABETIC MACULAR EDEMA, RESOLVED FOLLOWING TREATMENT, UNSPECIFIED EYE	E1137X9
DX_DM_DIAB2	DIABETES, TYPE II	DX10	E11.39	TYPE 2 DIABETES MELLITUS WITH OTHER DIABETIC OPHTHALMIC COMPLICATION	E1139
DX_DM_DIAB2	DIABETES, TYPE II	DX10	E11.4	TYPE 2 DIABETES MELLITUS WITH NEUROLOGICAL COMPLICATIONS	E114
DX_DM_DIAB2	DIABETES, TYPE II	DX10	E11.40	TYPE 2 DIABETES MELLITUS WITH DIABETIC NEUROPATHY, UNSPECIFIED	E1140
DX_DM_DIAB2	DIABETES, TYPE II	DX10	E11.41	TYPE 2 DIABETES MELLITUS WITH DIABETIC MONONEUROPATHY	E1141
DX_DM_DIAB2	DIABETES, TYPE II	DX10	E11.42	TYPE 2 DIABETES MELLITUS WITH DIABETIC POLYNEUROPATHY	E1142
DX_DM_DIAB2	DIABETES, TYPE II	DX10	E11.43	TYPE 2 DIABETES MELLITUS WITH DIABETIC AUTONOMIC (POLY)NEUROPATHY	E1143
DX_DM_DIAB2	DIABETES, TYPE II	DX10	E11.44	TYPE 2 DIABETES MELLITUS WITH DIABETIC AMYOTROPHY	E1144
DX_DM_DIAB2	DIABETES, TYPE II	DX10	E11.49	TYPE 2 DIABETES MELLITUS WITH OTHER DIABETIC NEUROLOGICAL COMPLICATION	E1149

Boehringer Ingelheim
Statistical and Epidemiological Analysis Plan (SEAP) for Non-Interventional Study
(NIS)
BI Study Number 1245-0228

Proprietary confidential information © 2023 Boehringer Ingelheim International GmbH or one or more of its affiliated companies

DX_DM_DIAB2	DIABETES, TYPE II	DX10	E11.5	TYPE 2 DIABETES MELLITUS WITH CIRCULATORY COMPLICATIONS	E115
DX_DM_DIAB2	DIABETES, TYPE II	DX10	E11.51	TYPE 2 DIABETES MELLITUS WITH DIABETIC PERIPHERAL ANGIOPATHY WITHOUT GANGRENE	E1151
DX_DM_DIAB2	DIABETES, TYPE II	DX10	E11.52	TYPE 2 DIABETES MELLITUS WITH DIABETIC PERIPHERAL ANGIOPATHY WITH GANGRENE	E1152
DX_DM_DIAB2	DIABETES, TYPE II	DX10	E11.59	TYPE 2 DIABETES MELLITUS WITH OTHER CIRCULATORY COMPLICATIONS	E1159
DX_DM_DIAB2	DIABETES, TYPE II	DX10	E11.6	TYPE 2 DIABETES MELLITUS WITH OTHER SPECIFIED COMPLICATIONS	E116
DX_DM_DIAB2	DIABETES, TYPE II	DX10	E11.61	TYPE 2 DIABETES MELLITUS WITH DIABETIC ARTHROPATHY	E1161
DX_DM_DIAB2	DIABETES, TYPE II	DX10	E11.610	TYPE 2 DIABETES MELLITUS WITH DIABETIC NEUROPATHIC ARTHROPATHY	E11610
DX_DM_DIAB2	DIABETES, TYPE II	DX10	E11.619	TYPE 2 DIABETES MELLITUS WITH OTHER DIABETIC ARTHROPATHY	E11619
DX_DM_DIAB2	DIABETES, TYPE II	DX10	E11.62	TYPE 2 DIABETES MELLITUS WITH SKIN COMPLICATIONS	E1162
DX_DM_DIAB2	DIABETES, TYPE II	DX10	E11.620	TYPE 2 DIABETES MELLITUS WITH DIABETIC DERMATITIS	E11620
DX_DM_DIAB2	DIABETES, TYPE II	DX10	E11.621	TYPE 2 DIABETES MELLITUS WITH FOOT ULCER	E11621
DX_DM_DIAB2	DIABETES, TYPE II	DX10	E11.622	TYPE 2 DIABETES MELLITUS WITH OTHER SKIN ULCER	E11622
DX_DM_DIAB2	DIABETES, TYPE II	DX10	E11.628	TYPE 2 DIABETES MELLITUS WITH OTHER SKIN COMPLICATIONS	E11628
DX_DM_DIAB2	DIABETES, TYPE II	DX10	E11.63	TYPE 2 DIABETES MELLITUS WITH ORAL COMPLICATIONS	E1163
DX_DM_DIAB2	DIABETES, TYPE II	DX10	E11.630	TYPE 2 DIABETES MELLITUS WITH PERIODONTAL DISEASE	E11630
DX_DM_DIAB2	DIABETES, TYPE II	DX10	E11.638	TYPE 2 DIABETES MELLITUS WITH OTHER ORAL COMPLICATIONS	E11638
DX_DM_DIAB2	DIABETES, TYPE II	DX10	E11.64	TYPE 2 DIABETES MELLITUS WITH HYPOLYCEMIA	E1164
DX_DM_DIAB2	DIABETES, TYPE II	DX10	E11.641	TYPE 2 DIABETES MELLITUS WITH HYPOLYCEMIA WITH COMA	E11641
DX_DM_DIAB2	DIABETES, TYPE II	DX10	E11.649	TYPE 2 DIABETES MELLITUS WITH HYPOLYCEMIA WITHOUT COMA	E11649
DX_DM_DIAB2	DIABETES, TYPE II	DX10	E11.65	TYPE 2 DIABETES MELLITUS WITH HYPOLYCEMIA	E1165
DX_DM_DIAB2	DIABETES, TYPE II	DX10	E11.69	TYPE 2 DIABETES MELLITUS WITH OTHER SPECIFIED COMPLICATION	E1169
DX_DM_DIAB2	DIABETES, TYPE II	DX10	E11.8	TYPE 2 DIABETES MELLITUS WITH UNSPECIFIED COMPLICATIONS	E118
DX_DM_DIAB2	DIABETES, TYPE II	DX10	E11.9	TYPE 2 DIABETES MELLITUS WITHOUT COMPLICATIONS	E119
DX_DM_FOOT	DIABETIC FOOT ULCER	DX09	707.10	ULCER OF LOWER LIMB, UNSPECIFIED	70710
DX_DM_FOOT	DIABETIC FOOT ULCER	DX09	707.13	ULCER OF ANKLE	70713
DX_DM_FOOT	DIABETIC FOOT ULCER	DX09	707.14	ULCER OF HEEL AND MIDFOOT	70714
DX_DM_FOOT	DIABETIC FOOT ULCER	DX09	707.15	ULCER OF OTHER PART OF FOOT	70715
DX_DM_FOOT	DIABETIC FOOT ULCER	DX09	707.19	ULCER OF OTHER PART OF LOWER LIMB	70719
DX_DM_FOOT	DIABETIC FOOT ULCER	DX10	E11.621	TYPE 2 DIABETES MELLITUS WITH FOOT ULCER	E11621
DX_DM_FOOT	DIABETIC FOOT ULCER	DX10	E13.621	OTHER SPECIFIED DIABETES MELLITUS WITH FOOT ULCER	E13621
DX_DM_FOOT	DIABETIC FOOT ULCER	DX10	L97.20	NON-PRESSURE CHRONIC ULCER OF UNSPECIFIED CALF	L9720
DX_DM_FOOT	DIABETIC FOOT ULCER	DX10	L97.201	NON-PRESSURE CHRONIC ULCER OF UNSPECIFIED CALF LIMITED TO BREAKDOWN OF SKIN	L97201
DX_DM_FOOT	DIABETIC FOOT ULCER	DX10	L97.202	NON-PRESSURE CHRONIC ULCER OF UNSPECIFIED CALF WITH FAT LAYER EXPOSED	L97202
DX_DM_FOOT	DIABETIC FOOT ULCER	DX10	L97.203	NON-PRESSURE CHRONIC ULCER OF UNSPECIFIED CALF WITH NECROSIS OF MUSCLE	L97203
DX_DM_FOOT	DIABETIC FOOT ULCER	DX10	L97.204	NON-PRESSURE CHRONIC ULCER OF UNSPECIFIED CALF WITH NECROSIS OF BONE	L97204
DX_DM_FOOT	DIABETIC FOOT ULCER	DX10	L97.205	NON-PRESSURE CHRONIC ULCER OF UNSPECIFIED CALF WITH MUSCLE INVOLVEMENT WITHOUT EVIDENCE OF NECROSIS	L97205
DX_DM_FOOT	DIABETIC FOOT ULCER	DX10	L97.206	NON-PRESSURE CHRONIC ULCER OF UNSPECIFIED CALF WITH BONE INVOLVEMENT WITHOUT EVIDENCE OF NECROSIS	L97206
DX_DM_FOOT	DIABETIC FOOT ULCER	DX10	L97.208	NON-PRESSURE CHRONIC ULCER OF UNSPECIFIED CALF WITH OTHER SPECIFIED SEVERITY	L97208
DX_DM_FOOT	DIABETIC FOOT ULCER	DX10	L97.209	NON-PRESSURE CHRONIC ULCER OF UNSPECIFIED CALF WITH UNSPECIFIED SEVERITY	L97209
DX_DM_FOOT	DIABETIC FOOT ULCER	DX10	L97.21	NON-PRESSURE CHRONIC ULCER OF RIGHT CALF	L9721
DX_DM_FOOT	DIABETIC FOOT ULCER	DX10	L97.211	NON-PRESSURE CHRONIC ULCER OF RIGHT CALF LIMITED TO BREAKDOWN OF SKIN	L97211
DX_DM_FOOT	DIABETIC FOOT ULCER	DX10	L97.212	NON-PRESSURE CHRONIC ULCER OF RIGHT CALF WITH FAT LAYER EXPOSED	L97212
DX_DM_FOOT	DIABETIC FOOT ULCER	DX10	L97.213	NON-PRESSURE CHRONIC ULCER OF RIGHT CALF WITH NECROSIS OF MUSCLE	L97213
DX_DM_FOOT	DIABETIC FOOT ULCER	DX10	L97.214	NON-PRESSURE CHRONIC ULCER OF RIGHT CALF WITH NECROSIS OF BONE	L97214
DX_DM_FOOT	DIABETIC FOOT ULCER	DX10	L97.215	NON-PRESSURE CHRONIC ULCER OF RIGHT CALF WITH MUSCLE INVOLVEMENT WITHOUT EVIDENCE OF NECROSIS	L97215
DX_DM_FOOT	DIABETIC FOOT ULCER	DX10	L97.216	NON-PRESSURE CHRONIC ULCER OF RIGHT CALF WITH BONE INVOLVEMENT WITHOUT EVIDENCE OF NECROSIS	L97216
DX_DM_FOOT	DIABETIC FOOT ULCER	DX10	L97.218	NON-PRESSURE CHRONIC ULCER OF RIGHT CALF WITH OTHER SPECIFIED SEVERITY	L97218
DX_DM_FOOT	DIABETIC FOOT ULCER	DX10	L97.219	NON-PRESSURE CHRONIC ULCER OF RIGHT CALF WITH UNSPECIFIED SEVERITY	L97219
DX_DM_FOOT	DIABETIC FOOT ULCER	DX10	L97.22	NON-PRESSURE CHRONIC ULCER OF LEFT CALF	L9722
DX_DM_FOOT	DIABETIC FOOT ULCER	DX10	L97.221	NON-PRESSURE CHRONIC ULCER OF LEFT CALF LIMITED TO BREAKDOWN OF SKIN	L97221
DX_DM_FOOT	DIABETIC FOOT ULCER	DX10	L97.222	NON-PRESSURE CHRONIC ULCER OF LEFT CALF WITH FAT LAYER EXPOSED	L97222
DX_DM_FOOT	DIABETIC FOOT ULCER	DX10	L97.223	NON-PRESSURE CHRONIC ULCER OF LEFT CALF WITH NECROSIS OF MUSCLE	L97223
DX_DM_FOOT	DIABETIC FOOT ULCER	DX10	L97.224	NON-PRESSURE CHRONIC ULCER OF LEFT CALF WITH NECROSIS OF BONE	L97224
DX_DM_FOOT	DIABETIC FOOT ULCER	DX10	L97.225	NON-PRESSURE CHRONIC ULCER OF LEFT CALF WITH MUSCLE INVOLVEMENT WITHOUT EVIDENCE OF NECROSIS	L97225
DX_DM_FOOT	DIABETIC FOOT ULCER	DX10	L97.226	NON-PRESSURE CHRONIC ULCER OF LEFT CALF WITH BONE INVOLVEMENT WITHOUT EVIDENCE OF NECROSIS	L97226
DX_DM_FOOT	DIABETIC FOOT ULCER	DX10	L97.228	NON-PRESSURE CHRONIC ULCER OF LEFT CALF WITH OTHER SPECIFIED SEVERITY	L97228
DX_DM_FOOT	DIABETIC FOOT ULCER	DX10	L97.229	NON-PRESSURE CHRONIC ULCER OF LEFT CALF WITH UNSPECIFIED SEVERITY	L97229
DX_DM_FOOT	DIABETIC FOOT ULCER	DX10	L97.30	NON-PRESSURE CHRONIC ULCER OF UNSPECIFIED ANKLE	L9730
DX_DM_FOOT	DIABETIC FOOT ULCER	DX10	L97.301	NON-PRESSURE CHRONIC ULCER OF UNSPECIFIED ANKLE LIMITED TO BREAKDOWN OF SKIN	L97301
DX_DM_FOOT	DIABETIC FOOT ULCER	DX10	L97.302	NON-PRESSURE CHRONIC ULCER OF UNSPECIFIED ANKLE WITH FAT LAYER EXPOSED	L97302
DX_DM_FOOT	DIABETIC FOOT ULCER	DX10	L97.303	NON-PRESSURE CHRONIC ULCER OF UNSPECIFIED ANKLE WITH NECROSIS OF MUSCLE	L97303
DX_DM_FOOT	DIABETIC FOOT ULCER	DX10	L97.304	NON-PRESSURE CHRONIC ULCER OF UNSPECIFIED ANKLE WITH NECROSIS OF BONE	L97304
DX_DM_FOOT	DIABETIC FOOT ULCER	DX10	L97.305	NON-PRESSURE CHRONIC ULCER OF UNSPECIFIED ANKLE WITH MUSCLE INVOLVEMENT WITHOUT EVIDENCE OF NECROSIS	L97305
DX_DM_FOOT	DIABETIC FOOT ULCER	DX10	L97.306	NON-PRESSURE CHRONIC ULCER OF UNSPECIFIED ANKLE WITH BONE INVOLVEMENT WITHOUT EVIDENCE OF NECROSIS	L97306
DX_DM_FOOT	DIABETIC FOOT ULCER	DX10	L97.308	NON-PRESSURE CHRONIC ULCER OF UNSPECIFIED ANKLE WITH OTHER SPECIFIED SEVERITY	L97308
DX_DM_FOOT	DIABETIC FOOT ULCER	DX10	L97.309	NON-PRESSURE CHRONIC ULCER OF UNSPECIFIED ANKLE WITH UNSPECIFIED SEVERITY	L97309
DX_DM_FOOT	DIABETIC FOOT ULCER	DX10	L97.31	NON-PRESSURE CHRONIC ULCER OF RIGHT ANKLE	L9731
DX_DM_FOOT	DIABETIC FOOT ULCER	DX10	L97.311	NON-PRESSURE CHRONIC ULCER OF RIGHT ANKLE LIMITED TO BREAKDOWN OF SKIN	L97311
DX_DM_FOOT	DIABETIC FOOT ULCER	DX10	L97.312	NON-PRESSURE CHRONIC ULCER OF RIGHT ANKLE WITH FAT LAYER EXPOSED	L97312
DX_DM_FOOT	DIABETIC FOOT ULCER	DX10	L97.313	NON-PRESSURE CHRONIC ULCER OF RIGHT ANKLE WITH NECROSIS OF MUSCLE	L97313
DX_DM_FOOT	DIABETIC FOOT ULCER	DX10	L97.314	NON-PRESSURE CHRONIC ULCER OF RIGHT ANKLE WITH NECROSIS OF BONE	L97314
DX_DM_FOOT	DIABETIC FOOT ULCER	DX10	L97.315	NON-PRESSURE CHRONIC ULCER OF RIGHT ANKLE WITH MUSCLE INVOLVEMENT WITHOUT EVIDENCE OF NECROSIS	L97315
DX_DM_FOOT	DIABETIC FOOT ULCER	DX10	L97.316	NON-PRESSURE CHRONIC ULCER OF RIGHT ANKLE WITH BONE INVOLVEMENT WITHOUT EVIDENCE OF NECROSIS	L97316
DX_DM_FOOT	DIABETIC FOOT ULCER	DX10	L97.318	NON-PRESSURE CHRONIC ULCER OF RIGHT ANKLE WITH OTHER SPECIFIED SEVERITY	L97318
DX_DM_FOOT	DIABETIC FOOT ULCER	DX10	L97.319	NON-PRESSURE CHRONIC ULCER OF RIGHT ANKLE WITH UNSPECIFIED SEVERITY	L97319
DX_DM_FOOT	DIABETIC FOOT ULCER	DX10	L97.32	NON-PRESSURE CHRONIC ULCER OF LEFT ANKLE	L9732
DX_DM_FOOT	DIABETIC FOOT ULCER	DX10	L97.321	NON-PRESSURE CHRONIC ULCER OF LEFT ANKLE LIMITED TO BREAKDOWN OF SKIN	L97321
DX_DM_FOOT	DIABETIC FOOT ULCER	DX10	L97.322	NON-PRESSURE CHRONIC ULCER OF LEFT ANKLE WITH FAT LAYER EXPOSED	L97322
DX_DM_FOOT	DIABETIC FOOT ULCER	DX10	L97.323	NON-PRESSURE CHRONIC ULCER OF LEFT ANKLE WITH NECROSIS OF MUSCLE	L97323
DX_DM_FOOT	DIABETIC FOOT ULCER	DX10	L97.324	NON-PRESSURE CHRONIC ULCER OF LEFT ANKLE WITH NECROSIS OF BONE	L97324
DX_DM_FOOT	DIABETIC FOOT ULCER	DX10	L97.325	NON-PRESSURE CHRONIC ULCER OF LEFT ANKLE WITH MUSCLE INVOLVEMENT WITHOUT EVIDENCE OF NECROSIS	L97325
DX_DM_FOOT	DIABETIC FOOT ULCER	DX10	L97.326	NON-PRESSURE CHRONIC ULCER OF LEFT ANKLE WITH BONE INVOLVEMENT WITHOUT EVIDENCE OF NECROSIS	L97326
DX_DM_FOOT	DIABETIC FOOT ULCER	DX10	L97.328	NON-PRESSURE CHRONIC ULCER OF LEFT ANKLE WITH OTHER SPECIFIED SEVERITY	L97328
DX_DM_FOOT	DIABETIC FOOT ULCER	DX10	L97.329	NON-PRESSURE CHRONIC ULCER OF LEFT ANKLE WITH UNSPECIFIED SEVERITY	L97329
DX_DM_FOOT	DIABETIC FOOT ULCER	DX10	L97.40	NON-PRESSURE CHRONIC ULCER OF UNSPECIFIED HEEL AND MIDFOOT	L9740
DX_DM_FOOT	DIABETIC FOOT ULCER	DX10	L97.401	NON-PRESSURE CHRONIC ULCER OF UNSPECIFIED HEEL AND MIDFOOT LIMITED TO BREAKDOWN OF SKIN	L97401

Boehringer Ingelheim
Statistical and Epidemiological Analysis Plan (SEAP) for Non-Interventional Study
(NIS)
BI Study Number 1245-0228

Proprietary confidential information © 2023 Boehringer Ingelheim International GmbH or one or more of its affiliated companies

DX_DM_FOOT	DIABETIC FOOT ULCER	DX10	L97.402	NON-PRESSURE CHRONIC ULCER OF UNSPECIFIED HEEL AND MIDFOOT WITH FAT LAYER EXPOSED	L97402
DX_DM_FOOT	DIABETIC FOOT ULCER	DX10	L97.403	NON-PRESSURE CHRONIC ULCER OF UNSPECIFIED HEEL AND MIDFOOT WITH NECROSIS OF MUSCLE	L97403
DX_DM_FOOT	DIABETIC FOOT ULCER	DX10	L97.404	NON-PRESSURE CHRONIC ULCER OF UNSPECIFIED HEEL AND MIDFOOT WITH NECROSIS OF BONE	L97404
DX_DM_FOOT	DIABETIC FOOT ULCER	DX10	L97.405	NON-PRESSURE CHRONIC ULCER OF UNSPECIFIED HEEL AND MIDFOOT WITH MUSCLE INVOLVEMENT WITHOUT EVIDENCE OF NECROSIS	L97405
DX_DM_FOOT	DIABETIC FOOT ULCER	DX10	L97.406	NON-PRESSURE CHRONIC ULCER OF UNSPECIFIED HEEL AND MIDFOOT WITH BONE INVOLVEMENT WITHOUT EVIDENCE OF NECROSIS	L97406
DX_DM_FOOT	DIABETIC FOOT ULCER	DX10	L97.408	NON-PRESSURE CHRONIC ULCER OF UNSPECIFIED HEEL AND MIDFOOT WITH OTHER SPECIFIED SEVERITY	L97408
DX_DM_FOOT	DIABETIC FOOT ULCER	DX10	L97.409	NON-PRESSURE CHRONIC ULCER OF UNSPECIFIED HEEL AND MIDFOOT WITH UNSPECIFIED SEVERITY	L97409
DX_DM_FOOT	DIABETIC FOOT ULCER	DX10	L97.411	NON-PRESSURE CHRONIC ULCER OF RIGHT HEEL AND MIDFOOT	L97411
DX_DM_FOOT	DIABETIC FOOT ULCER	DX10	L97.411	NON-PRESSURE CHRONIC ULCER OF RIGHT HEEL AND MIDFOOT LIMITED TO BREAKDOWN OF SKIN	L97411
DX_DM_FOOT	DIABETIC FOOT ULCER	DX10	L97.412	NON-PRESSURE CHRONIC ULCER OF RIGHT HEEL AND MIDFOOT WITH FAT LAYER EXPOSED	L97412
DX_DM_FOOT	DIABETIC FOOT ULCER	DX10	L97.413	NON-PRESSURE CHRONIC ULCER OF RIGHT HEEL AND MIDFOOT WITH NECROSIS OF MUSCLE	L97413
DX_DM_FOOT	DIABETIC FOOT ULCER	DX10	L97.414	NON-PRESSURE CHRONIC ULCER OF RIGHT HEEL AND MIDFOOT WITH NECROSIS OF BONE	L97414
DX_DM_FOOT	DIABETIC FOOT ULCER	DX10	L97.415	NON-PRESSURE CHRONIC ULCER OF RIGHT HEEL AND MIDFOOT WITH MUSCLE INVOLVEMENT WITHOUT EVIDENCE OF NECROSIS	L97415
DX_DM_FOOT	DIABETIC FOOT ULCER	DX10	L97.416	NON-PRESSURE CHRONIC ULCER OF RIGHT HEEL AND MIDFOOT WITH BONE INVOLVEMENT WITHOUT EVIDENCE OF NECROSIS	L97416
DX_DM_FOOT	DIABETIC FOOT ULCER	DX10	L97.418	NON-PRESSURE CHRONIC ULCER OF RIGHT HEEL AND MIDFOOT WITH OTHER SPECIFIED SEVERITY	L97418
DX_DM_FOOT	DIABETIC FOOT ULCER	DX10	L97.419	NON-PRESSURE CHRONIC ULCER OF RIGHT HEEL AND MIDFOOT WITH UNSPECIFIED SEVERITY	L97419
DX_DM_FOOT	DIABETIC FOOT ULCER	DX10	L97.42	NON-PRESSURE CHRONIC ULCER OF LEFT HEEL AND MIDFOOT	L9742
DX_DM_FOOT	DIABETIC FOOT ULCER	DX10	L97.421	NON-PRESSURE CHRONIC ULCER OF LEFT HEEL AND MIDFOOT LIMITED TO BREAKDOWN OF SKIN	L97421
DX_DM_FOOT	DIABETIC FOOT ULCER	DX10	L97.422	NON-PRESSURE CHRONIC ULCER OF LEFT HEEL AND MIDFOOT WITH FAT LAYER EXPOSED	L97422
DX_DM_FOOT	DIABETIC FOOT ULCER	DX10	L97.423	NON-PRESSURE CHRONIC ULCER OF LEFT HEEL AND MIDFOOT WITH NECROSIS OF MUSCLE	L97423
DX_DM_FOOT	DIABETIC FOOT ULCER	DX10	L97.424	NON-PRESSURE CHRONIC ULCER OF LEFT HEEL AND MIDFOOT WITH NECROSIS OF BONE	L97424
DX_DM_FOOT	DIABETIC FOOT ULCER	DX10	L97.425	NON-PRESSURE CHRONIC ULCER OF LEFT HEEL AND MIDFOOT WITH MUSCLE INVOLVEMENT WITHOUT EVIDENCE OF NECROSIS	L97425
DX_DM_FOOT	DIABETIC FOOT ULCER	DX10	L97.426	NON-PRESSURE CHRONIC ULCER OF LEFT HEEL AND MIDFOOT WITH BONE INVOLVEMENT WITHOUT EVIDENCE OF NECROSIS	L97426
DX_DM_FOOT	DIABETIC FOOT ULCER	DX10	L97.428	NON-PRESSURE CHRONIC ULCER OF LEFT HEEL AND MIDFOOT WITH OTHER SPECIFIED SEVERITY	L97428
DX_DM_FOOT	DIABETIC FOOT ULCER	DX10	L97.429	NON-PRESSURE CHRONIC ULCER OF LEFT HEEL AND MIDFOOT WITH UNSPECIFIED SEVERITY	L97429
DX_DM_FOOT	DIABETIC FOOT ULCER	DX10	L97.50	NON-PRESSURE CHRONIC ULCER OF OTHER PART OF UNSPECIFIED FOOT	L9750
DX_DM_FOOT	DIABETIC FOOT ULCER	DX10	L97.501	NON-PRESSURE CHRONIC ULCER OF OTHER PART OF UNSPECIFIED FOOT LIMITED TO BREAKDOWN OF SKIN	L97501
DX_DM_FOOT	DIABETIC FOOT ULCER	DX10	L97.502	NON-PRESSURE CHRONIC ULCER OF OTHER PART OF UNSPECIFIED FOOT WITH FAT LAYER EXPOSED	L97502
DX_DM_FOOT	DIABETIC FOOT ULCER	DX10	L97.503	NON-PRESSURE CHRONIC ULCER OF OTHER PART OF UNSPECIFIED FOOT WITH NECROSIS OF MUSCLE	L97503
DX_DM_FOOT	DIABETIC FOOT ULCER	DX10	L97.504	NON-PRESSURE CHRONIC ULCER OF OTHER PART OF UNSPECIFIED FOOT WITH NECROSIS OF BONE	L97504
DX_DM_FOOT	DIABETIC FOOT ULCER	DX10	L97.505	NON-PRESSURE CHRONIC ULCER OF OTHER PART OF UNSPECIFIED FOOT WITH MUSCLE INVOLVEMENT WITHOUT EVIDENCE OF NECROSIS	L97505
DX_DM_FOOT	DIABETIC FOOT ULCER	DX10	L97.506	NON-PRESSURE CHRONIC ULCER OF OTHER PART OF UNSPECIFIED FOOT WITH BONE INVOLVEMENT WITHOUT EVIDENCE OF NECROSIS	L97506
DX_DM_FOOT	DIABETIC FOOT ULCER	DX10	L97.508	NON-PRESSURE CHRONIC ULCER OF OTHER PART OF UNSPECIFIED FOOT WITH OTHER SPECIFIED SEVERITY	L97508
DX_DM_FOOT	DIABETIC FOOT ULCER	DX10	L97.509	NON-PRESSURE CHRONIC ULCER OF OTHER PART OF UNSPECIFIED FOOT WITH UNSPECIFIED SEVERITY	L97509
DX_DM_FOOT	DIABETIC FOOT ULCER	DX10	L97.51	NON-PRESSURE CHRONIC ULCER OF OTHER PART OF RIGHT FOOT	L9751
DX_DM_FOOT	DIABETIC FOOT ULCER	DX10	L97.511	NON-PRESSURE CHRONIC ULCER OF OTHER PART OF RIGHT FOOT LIMITED TO BREAKDOWN OF SKIN	L97511
DX_DM_FOOT	DIABETIC FOOT ULCER	DX10	L97.512	NON-PRESSURE CHRONIC ULCER OF OTHER PART OF RIGHT FOOT WITH FAT LAYER EXPOSED	L97512
DX_DM_FOOT	DIABETIC FOOT ULCER	DX10	L97.513	NON-PRESSURE CHRONIC ULCER OF OTHER PART OF RIGHT FOOT WITH NECROSIS OF MUSCLE	L97513
DX_DM_FOOT	DIABETIC FOOT ULCER	DX10	L97.514	NON-PRESSURE CHRONIC ULCER OF OTHER PART OF RIGHT FOOT WITH NECROSIS OF BONE	L97514
DX_DM_FOOT	DIABETIC FOOT ULCER	DX10	L97.515	NON-PRESSURE CHRONIC ULCER OF OTHER PART OF RIGHT FOOT WITH MUSCLE INVOLVEMENT WITHOUT EVIDENCE OF NECROSIS	L97515
DX_DM_FOOT	DIABETIC FOOT ULCER	DX10	L97.516	NON-PRESSURE CHRONIC ULCER OF OTHER PART OF RIGHT FOOT WITH BONE INVOLVEMENT WITHOUT EVIDENCE OF NECROSIS	L97516
DX_DM_FOOT	DIABETIC FOOT ULCER	DX10	L97.518	NON-PRESSURE CHRONIC ULCER OF OTHER PART OF RIGHT FOOT WITH OTHER SPECIFIED SEVERITY	L97518
DX_DM_FOOT	DIABETIC FOOT ULCER	DX10	L97.519	NON-PRESSURE CHRONIC ULCER OF OTHER PART OF RIGHT FOOT WITH UNSPECIFIED SEVERITY	L97519
DX_DM_FOOT	DIABETIC FOOT ULCER	DX10	L97.52	NON-PRESSURE CHRONIC ULCER OF OTHER PART OF LEFT FOOT	L9752
DX_DM_FOOT	DIABETIC FOOT ULCER	DX10	L97.521	NON-PRESSURE CHRONIC ULCER OF OTHER PART OF LEFT FOOT LIMITED TO BREAKDOWN OF SKIN	L97521
DX_DM_FOOT	DIABETIC FOOT ULCER	DX10	L97.522	NON-PRESSURE CHRONIC ULCER OF OTHER PART OF LEFT FOOT WITH FAT LAYER EXPOSED	L97522
DX_DM_FOOT	DIABETIC FOOT ULCER	DX10	L97.523	NON-PRESSURE CHRONIC ULCER OF OTHER PART OF LEFT FOOT WITH NECROSIS OF MUSCLE	L97523
DX_DM_FOOT	DIABETIC FOOT ULCER	DX10	L97.524	NON-PRESSURE CHRONIC ULCER OF OTHER PART OF LEFT FOOT WITH NECROSIS OF BONE	L97524
DX_DM_FOOT	DIABETIC FOOT ULCER	DX10	L97.525	NON-PRESSURE CHRONIC ULCER OF OTHER PART OF LEFT FOOT WITH MUSCLE INVOLVEMENT WITHOUT EVIDENCE OF NECROSIS	L97525
DX_DM_FOOT	DIABETIC FOOT ULCER	DX10	L97.526	NON-PRESSURE CHRONIC ULCER OF OTHER PART OF LEFT FOOT WITH BONE INVOLVEMENT WITHOUT EVIDENCE OF NECROSIS	L97526
DX_DM_FOOT	DIABETIC FOOT ULCER	DX10	L97.528	NON-PRESSURE CHRONIC ULCER OF OTHER PART OF LEFT FOOT WITH OTHER SPECIFIED SEVERITY	L97528
DX_DM_FOOT	DIABETIC FOOT ULCER	DX10	L97.529	NON-PRESSURE CHRONIC ULCER OF OTHER PART OF LEFT FOOT WITH UNSPECIFIED SEVERITY	L97529
DX_DM_FOOT	DIABETIC FOOT ULCER	DX10	L97.80	NON-PRESSURE CHRONIC ULCER OF OTHER PART OF UNSPECIFIED LOWER LEG	L9780
DX_DM_FOOT	DIABETIC FOOT ULCER	DX10	L97.801	NON-PRESSURE CHRONIC ULCER OF OTHER PART OF UNSPECIFIED LOWER LEG LIMITED TO BREAKDOWN OF SKIN	L97801
DX_DM_FOOT	DIABETIC FOOT ULCER	DX10	L97.802	NON-PRESSURE CHRONIC ULCER OF OTHER PART OF UNSPECIFIED LOWER LEG WITH FAT LAYER EXPOSED	L97802
DX_DM_FOOT	DIABETIC FOOT ULCER	DX10	L97.803	NON-PRESSURE CHRONIC ULCER OF OTHER PART OF UNSPECIFIED LOWER LEG WITH NECROSIS OF MUSCLE	L97803

Boehringer Ingelheim
Statistical and Epidemiological Analysis Plan (SEAP) for Non-Interventional Study
(NIS)
BI Study Number 1245-0228

Proprietary confidential information © 2023 Boehringer Ingelheim International GmbH or one or more of its affiliated companies

DX_DM_FOOT	DIABETIC FOOT ULCER	DX10	L97.804	NON-PRESSURE CHRONIC ULCER OF OTHER PART OF UNSPECIFIED LOWER LEG WITH NECROSIS OF BONE	L97804
DX_DM_FOOT	DIABETIC FOOT ULCER	DX10	L97.805	NON-PRESSURE CHRONIC ULCER OF OTHER PART OF UNSPECIFIED LOWER LEG WITH MUSCLE INVOLVEMENT WITHOUT EVIDENCE OF NECROSIS	L97805
DX_DM_FOOT	DIABETIC FOOT ULCER	DX10	L97.806	NON-PRESSURE CHRONIC ULCER OF OTHER PART OF UNSPECIFIED LOWER LEG WITH BONE INVOLVEMENT WITHOUT EVIDENCE OF NECROSIS	L97806
DX_DM_FOOT	DIABETIC FOOT ULCER	DX10	L97.808	NON-PRESSURE CHRONIC ULCER OF OTHER PART OF UNSPECIFIED LOWER LEG WITH OTHER SPECIFIED SEVERITY	L97808
DX_DM_FOOT	DIABETIC FOOT ULCER	DX10	L97.809	NON-PRESSURE CHRONIC ULCER OF OTHER PART OF UNSPECIFIED LOWER LEG WITH UNSPECIFIED SEVERITY	L97809
DX_DM_FOOT	DIABETIC FOOT ULCER	DX10	L97.81	NON-PRESSURE CHRONIC ULCER OF OTHER PART OF RIGHT LOWER LEG	L9781
DX_DM_FOOT	DIABETIC FOOT ULCER	DX10	L97.811	NON-PRESSURE CHRONIC ULCER OF OTHER PART OF RIGHT LOWER LEG LIMITED TO BREAKDOWN OF SKIN	L97811
DX_DM_FOOT	DIABETIC FOOT ULCER	DX10	L97.812	NON-PRESSURE CHRONIC ULCER OF OTHER PART OF RIGHT LOWER LEG WITH FAT LAYER EXPOSED	L97812
DX_DM_FOOT	DIABETIC FOOT ULCER	DX10	L97.813	NON-PRESSURE CHRONIC ULCER OF OTHER PART OF RIGHT LOWER LEG WITH NECROSIS OF MUSCLE	L97813
DX_DM_FOOT	DIABETIC FOOT ULCER	DX10	L97.814	NON-PRESSURE CHRONIC ULCER OF OTHER PART OF RIGHT LOWER LEG WITH NECROSIS OF BONE	L97814
DX_DM_FOOT	DIABETIC FOOT ULCER	DX10	L97.815	NON-PRESSURE CHRONIC ULCER OF OTHER PART OF RIGHT LOWER LEG WITH MUSCLE INVOLVEMENT WITHOUT EVIDENCE OF NECROSIS	L97815
DX_DM_FOOT	DIABETIC FOOT ULCER	DX10	L97.816	NON-PRESSURE CHRONIC ULCER OF OTHER PART OF RIGHT LOWER LEG WITH BONE INVOLVEMENT WITHOUT EVIDENCE OF NECROSIS	L97816
DX_DM_FOOT	DIABETIC FOOT ULCER	DX10	L97.818	NON-PRESSURE CHRONIC ULCER OF OTHER PART OF RIGHT LOWER LEG WITH OTHER SPECIFIED SEVERITY	L97818
DX_DM_FOOT	DIABETIC FOOT ULCER	DX10	L97.819	NON-PRESSURE CHRONIC ULCER OF OTHER PART OF RIGHT LOWER LEG WITH UNSPECIFIED SEVERITY	L97819
DX_DM_FOOT	DIABETIC FOOT ULCER	DX10	L97.82	NON-PRESSURE CHRONIC ULCER OF OTHER PART OF LEFT LOWER LEG	L9782
DX_DM_FOOT	DIABETIC FOOT ULCER	DX10	L97.821	NON-PRESSURE CHRONIC ULCER OF OTHER PART OF LEFT LOWER LEG LIMITED TO BREAKDOWN OF SKIN	L97821
DX_DM_FOOT	DIABETIC FOOT ULCER	DX10	L97.822	NON-PRESSURE CHRONIC ULCER OF OTHER PART OF LEFT LOWER LEG WITH FAT LAYER EXPOSED	L97822
DX_DM_FOOT	DIABETIC FOOT ULCER	DX10	L97.823	NON-PRESSURE CHRONIC ULCER OF OTHER PART OF LEFT LOWER LEG WITH NECROSIS OF MUSCLE	L97823
DX_DM_FOOT	DIABETIC FOOT ULCER	DX10	L97.824	NON-PRESSURE CHRONIC ULCER OF OTHER PART OF LEFT LOWER LEG WITH NECROSIS OF BONE	L97824
DX_DM_FOOT	DIABETIC FOOT ULCER	DX10	L97.825	NON-PRESSURE CHRONIC ULCER OF OTHER PART OF LEFT LOWER LEG WITH MUSCLE INVOLVEMENT WITHOUT EVIDENCE OF NECROSIS	L97825
DX_DM_FOOT	DIABETIC FOOT ULCER	DX10	L97.826	NON-PRESSURE CHRONIC ULCER OF OTHER PART OF LEFT LOWER LEG WITH BONE INVOLVEMENT WITHOUT EVIDENCE OF NECROSIS	L97826
DX_DM_FOOT	DIABETIC FOOT ULCER	DX10	L97.828	NON-PRESSURE CHRONIC ULCER OF OTHER PART OF LEFT LOWER LEG WITH OTHER SPECIFIED SEVERITY	L97828
DX_DM_FOOT	DIABETIC FOOT ULCER	DX10	L97.829	NON-PRESSURE CHRONIC ULCER OF OTHER PART OF LEFT LOWER LEG WITH UNSPECIFIED SEVERITY	L97829
DX_DM_FOOT	DIABETIC FOOT ULCER	DX10	L97.90	NON-PRESSURE CHRONIC ULCER OF UNSPECIFIED PART OF UNSPECIFIED LOWER LEG	L9790
DX_DM_FOOT	DIABETIC FOOT ULCER	DX10	L97.901	NON-PRESSURE CHRONIC ULCER OF UNSPECIFIED PART OF UNSPECIFIED LOWER LEG LIMITED TO BREAKDOWN OF SKIN	L97901
DX_DM_FOOT	DIABETIC FOOT ULCER	DX10	L97.902	NON-PRESSURE CHRONIC ULCER OF UNSPECIFIED PART OF UNSPECIFIED LOWER LEG WITH FAT LAYER EXPOSED	L97902
DX_DM_FOOT	DIABETIC FOOT ULCER	DX10	L97.903	NON-PRESSURE CHRONIC ULCER OF UNSPECIFIED PART OF UNSPECIFIED LOWER LEG WITH NECROSIS OF MUSCLE	L97903
DX_DM_FOOT	DIABETIC FOOT ULCER	DX10	L97.904	NON-PRESSURE CHRONIC ULCER OF UNSPECIFIED PART OF UNSPECIFIED LOWER LEG WITH NECROSIS OF BONE	L97904
DX_DM_FOOT	DIABETIC FOOT ULCER	DX10	L97.905	NON-PRESSURE CHRONIC ULCER OF UNSPECIFIED PART OF UNSPECIFIED LOWER LEG WITH MUSCLE INVOLVEMENT WITHOUT EVIDENCE OF NECROSIS	L97905
DX_DM_FOOT	DIABETIC FOOT ULCER	DX10	L97.906	NON-PRESSURE CHRONIC ULCER OF UNSPECIFIED PART OF UNSPECIFIED LOWER LEG WITH BONE INVOLVEMENT WITHOUT EVIDENCE OF NECROSIS	L97906
DX_DM_FOOT	DIABETIC FOOT ULCER	DX10	L97.908	NON-PRESSURE CHRONIC ULCER OF UNSPECIFIED PART OF UNSPECIFIED LOWER LEG WITH OTHER SPECIFIED SEVERITY	L97908
DX_DM_FOOT	DIABETIC FOOT ULCER	DX10	L97.909	NON-PRESSURE CHRONIC ULCER OF UNSPECIFIED PART OF UNSPECIFIED LOWER LEG WITH UNSPECIFIED SEVERITY	L97909
DX_DM_FOOT	DIABETIC FOOT ULCER	DX10	L97.91	NON-PRESSURE CHRONIC ULCER OF UNSPECIFIED PART OF RIGHT LOWER LEG	L9791
DX_DM_FOOT	DIABETIC FOOT ULCER	DX10	L97.911	NON-PRESSURE CHRONIC ULCER OF UNSPECIFIED PART OF RIGHT LOWER LEG LIMITED TO BREAKDOWN OF SKIN	L97911
DX_DM_FOOT	DIABETIC FOOT ULCER	DX10	L97.912	NON-PRESSURE CHRONIC ULCER OF UNSPECIFIED PART OF RIGHT LOWER LEG WITH FAT LAYER EXPOSED	L97912
DX_DM_FOOT	DIABETIC FOOT ULCER	DX10	L97.913	NON-PRESSURE CHRONIC ULCER OF UNSPECIFIED PART OF RIGHT LOWER LEG WITH NECROSIS OF MUSCLE	L97913
DX_DM_FOOT	DIABETIC FOOT ULCER	DX10	L97.914	NON-PRESSURE CHRONIC ULCER OF UNSPECIFIED PART OF RIGHT LOWER LEG WITH NECROSIS OF BONE	L97914
DX_DM_FOOT	DIABETIC FOOT ULCER	DX10	L97.915	NON-PRESSURE CHRONIC ULCER OF UNSPECIFIED PART OF RIGHT LOWER LEG WITH MUSCLE INVOLVEMENT WITHOUT EVIDENCE OF NECROSIS	L97915
DX_DM_FOOT	DIABETIC FOOT ULCER	DX10	L97.916	NON-PRESSURE CHRONIC ULCER OF UNSPECIFIED PART OF RIGHT LOWER LEG WITH BONE INVOLVEMENT WITHOUT EVIDENCE OF NECROSIS	L97916
DX_DM_FOOT	DIABETIC FOOT ULCER	DX10	L97.918	NON-PRESSURE CHRONIC ULCER OF UNSPECIFIED PART OF RIGHT LOWER LEG WITH OTHER SPECIFIED SEVERITY	L97918
DX_DM_FOOT	DIABETIC FOOT ULCER	DX10	L97.919	NON-PRESSURE CHRONIC ULCER OF UNSPECIFIED PART OF RIGHT LOWER LEG WITH UNSPECIFIED SEVERITY	L97919
DX_DM_FOOT	DIABETIC FOOT ULCER	DX10	L97.92	NON-PRESSURE CHRONIC ULCER OF UNSPECIFIED PART OF LEFT LOWER LEG	L9792
DX_DM_FOOT	DIABETIC FOOT ULCER	DX10	L97.921	NON-PRESSURE CHRONIC ULCER OF UNSPECIFIED PART OF LEFT LOWER LEG LIMITED TO BREAKDOWN OF SKIN	L97921
DX_DM_FOOT	DIABETIC FOOT ULCER	DX10	L97.922	NON-PRESSURE CHRONIC ULCER OF UNSPECIFIED PART OF LEFT LOWER LEG WITH FAT LAYER EXPOSED	L97922
DX_DM_FOOT	DIABETIC FOOT ULCER	DX10	L97.923	NON-PRESSURE CHRONIC ULCER OF UNSPECIFIED PART OF LEFT LOWER LEG WITH NECROSIS OF MUSCLE	L97923
DX_DM_FOOT	DIABETIC FOOT ULCER	DX10	L97.924	NON-PRESSURE CHRONIC ULCER OF UNSPECIFIED PART OF LEFT LOWER LEG WITH NECROSIS OF BONE	L97924
DX_DM_FOOT	DIABETIC FOOT ULCER	DX10	L97.925	NON-PRESSURE CHRONIC ULCER OF UNSPECIFIED PART OF LEFT LOWER LEG WITH MUSCLE INVOLVEMENT WITHOUT EVIDENCE OF NECROSIS	L97925
DX_DM_FOOT	DIABETIC FOOT ULCER	DX10	L97.926	NON-PRESSURE CHRONIC ULCER OF UNSPECIFIED PART OF LEFT LOWER LEG WITH BONE INVOLVEMENT WITHOUT EVIDENCE OF NECROSIS	L97926
DX_DM_FOOT	DIABETIC FOOT ULCER	DX10	L97.928	NON-PRESSURE CHRONIC ULCER OF UNSPECIFIED PART OF LEFT LOWER LEG WITH OTHER SPECIFIED SEVERITY	L97928
DX_DM_FOOT	DIABETIC FOOT ULCER	DX10	L97.929	NON-PRESSURE CHRONIC ULCER OF UNSPECIFIED PART OF LEFT LOWER LEG WITH UNSPECIFIED SEVERITY	L97929
DX_DM_FOOT	DIABETIC FOOT ULCER	DX10	M14.67	CHARCÁ T'S JOINT, ANKLE AND FOOT	M1467
DX_DM_FOOT	DIABETIC FOOT ULCER	DX10	M14.671	CHARCÁ T'S JOINT, RIGHT ANKLE AND FOOT	M14671

Boehringer Ingelheim
Statistical and Epidemiological Analysis Plan (SEAP) for Non-Interventional Study
(NIS)
BI Study Number 1245-0228

Proprietary confidential information © 2023 Boehringer Ingelheim International GmbH or one or more of its affiliated companies

DX_DM_FOOT	DIABETIC FOOT ULCER	DX10	M14.672	CHARCÁ'TS JOINT, LEFT ANKLE AND FOOT	M14672
DX_DM_FOOT	DIABETIC FOOT ULCER	DX10	M14.679	CHARCÁ'TS JOINT, UNSPECIFIED ANKLE AND FOOT	M14679
DX_DM_FOOT	DIABETIC FOOT ULCER	DX10	Z86.31	PERSONAL HISTORY OF DIABETIC FOOT ULCER	Z8631
DX_DM_HONK	HYPEROSMOLAR HYPERGLYCEMIC NONKETOTIC SYNDROME (HONK)	DX09	250.20	DIABETES WITH HYPEROSMOLARITY, TYPE II OR UNSPECIFIED TYPE, NOT STATED AS UNCONTROLLED	25020
DX_DM_HONK	HYPEROSMOLAR HYPERGLYCEMIC NONKETOTIC SYNDROME (HONK)	DX09	250.22	DIABETES WITH HYPEROSMOLARITY, TYPE II OR UNSPECIFIED TYPE, UNCONTROLLED	25022
DX_DM_HONK	HYPEROSMOLAR HYPERGLYCEMIC NONKETOTIC SYNDROME (HONK)	DX10	E11.00	TYPE 2 DIABETES MELLITUS WITH HYPEROSMOLARITY WITHOUT NONKETOTIC HYPERGLYCEMIC-HYPEROSMOLAR COMA (NKHHC)	E1100
DX_DM_HONK	HYPEROSMOLAR HYPERGLYCEMIC NONKETOTIC SYNDROME (HONK)	DX10	E11.01	TYPE 2 DIABETES MELLITUS WITH HYPEROSMOLARITY WITH COMA	E1101
DX_DM_HONK	HYPEROSMOLAR HYPERGLYCEMIC NONKETOTIC SYNDROME (HONK)	DX10	E13.00	OTHER SPECIFIED DIABETES MELLITUS WITH HYPEROSMOLARITY WITHOUT NONKETOTIC HYPERGLYCEMIC-HYPEROSMOLAR COMA (NKHHC)	E1300
DX_DM_HONK	HYPEROSMOLAR HYPERGLYCEMIC NONKETOTIC SYNDROME (HONK)	DX10	E13.01	OTHER SPECIFIED DIABETES MELLITUS WITH HYPEROSMOLARITY WITH COMA	E1301
DX_DM_KETO	DIABETIC KETOACIDOSIS	DX09	250.10	DIABETES WITH KETOACIDOSIS, TYPE II OR UNSPECIFIED TYPE, NOT STATED AS UNCONTROLLED	25010
DX_DM_KETO	DIABETIC KETOACIDOSIS	DX09	250.12	DIABETES WITH KETOACIDOSIS, TYPE II OR UNSPECIFIED TYPE, UNCONTROLLED	25012
DX_DM_KETO	DIABETIC KETOACIDOSIS	DX10	E11.10	TYPE 2 DIABETES MELLITUS WITH KETOACIDOSIS WITHOUT COMA	E1110
DX_DM_KETO	DIABETIC KETOACIDOSIS	DX10	E11.11	TYPE 2 DIABETES MELLITUS WITH KETOACIDOSIS WITH COMA	E1111
DX_DM_KETO	DIABETIC KETOACIDOSIS	DX10	E13.10	OTHER SPECIFIED DIABETES MELLITUS WITH KETOACIDOSIS WITHOUT COMA	E1310
DX_DM_KETO	DIABETIC KETOACIDOSIS	DX10	E13.11	OTHER SPECIFIED DIABETES MELLITUS WITH KETOACIDOSIS WITH COMA	E1311
DX_DM_NEPHRO	DIABETIC NEPHROPATHY	DX09	250.40	DIABETES WITH RENAL MANIFESTATIONS, TYPE II OR UNSPECIFIED TYPE, NOT STATED AS UNCONTROLLED	25040
DX_DM_NEPHRO	DIABETIC NEPHROPATHY	DX09	250.42	DIABETES WITH RENAL MANIFESTATIONS, TYPE II OR UNSPECIFIED TYPE, UNCONTROLLED	25042
DX_DM_NEPHRO	DIABETIC NEPHROPATHY	DX10	E11.21	TYPE 2 DIABETES MELLITUS WITH DIABETIC NEPHROPATHY	E1121
DX_DM_NEPHRO	DIABETIC NEPHROPATHY	DX10	E11.22	TYPE 2 DIABETES MELLITUS WITH DIABETIC CHRONIC KIDNEY DISEASE	E1122
DX_DM_NEPHRO	DIABETIC NEPHROPATHY	DX10	E11.29	TYPE 2 DIABETES MELLITUS WITH OTHER DIABETIC KIDNEY COMPLICATION	E1129
DX_DM_NEPHRO	DIABETIC NEPHROPATHY	DX10	E13.21	OTHER SPECIFIED DIABETES MELLITUS WITH DIABETIC NEPHROPATHY	E1321
DX_DM_NEPHRO	DIABETIC NEPHROPATHY	DX10	E13.22	OTHER SPECIFIED DIABETES MELLITUS WITH DIABETIC CHRONIC KIDNEY DISEASE	E1322
DX_DM_NEPHRO	DIABETIC NEPHROPATHY	DX10	E13.29	OTHER SPECIFIED DIABETES MELLITUS WITH OTHER DIABETIC KIDNEY COMPLICATION	E1329
DX_DM_NEURO	DIABETIC NEUROPATHY	DX09	250.60	DIABETES WITH NEUROLOGICAL MANIFESTATIONS, TYPE II OR UNSPECIFIED TYPE, NOT STATED AS UNCONTROLLED	25060
DX_DM_NEURO	DIABETIC NEUROPATHY	DX09	250.62	DIABETES WITH NEUROLOGICAL MANIFESTATIONS, TYPE II OR UNSPECIFIED TYPE, UNCONTROLLED	25062
DX_DM_NEURO	DIABETIC NEUROPATHY	DX09	337.1	PERIPHERAL AUTONOMIC NEUROPATHY IN DISORDERS CLASSIFIED ELSEWHERE	3371
DX_DM_NEURO	DIABETIC NEUROPATHY	DX09	357.2	POLYNEUROPATHY IN DIABETES	3572
DX_DM_NEURO	DIABETIC NEUROPATHY	DX10	E11.40	TYPE 2 DIABETES MELLITUS WITH DIABETIC NEUROPATHY, UNSPECIFIED	E1140
DX_DM_NEURO	DIABETIC NEUROPATHY	DX10	E11.41	TYPE 2 DIABETES MELLITUS WITH DIABETIC MONONEUROPATHY	E1141
DX_DM_NEURO	DIABETIC NEUROPATHY	DX10	E11.42	TYPE 2 DIABETES MELLITUS WITH DIABETIC POLYNEUROPATHY	E1142
DX_DM_NEURO	DIABETIC NEUROPATHY	DX10	E11.43	TYPE 2 DIABETES MELLITUS WITH DIABETIC AUTONOMIC (POLY)NEUROPATHY	E1143
DX_DM_NEURO	DIABETIC NEUROPATHY	DX10	E11.44	TYPE 2 DIABETES MELLITUS WITH DIABETIC AMYOTROPHY	E1144
DX_DM_NEURO	DIABETIC NEUROPATHY	DX10	E11.49	TYPE 2 DIABETES MELLITUS WITH OTHER DIABETIC NEUROLOGICAL COMPLICATION	E1149
DX_DM_NEURO	DIABETIC NEUROPATHY	DX10	E11.610	TYPE 2 DIABETES MELLITUS WITH DIABETIC NEUROPATHIC ARTHROPATHY	E11610
DX_DM_OPTH	DIABETES WITH OTHER OPHTHALMIC CONDITIONS/MANIFESTATIONS	DX09	250.50	DIABETES WITH OPHTHALMIC MANIFESTATIONS, TYPE II OR UNSPECIFIED TYPE, NOT STATED AS UNCONTROLLED	25050
DX_DM_OPTH	DIABETES WITH OTHER OPHTHALMIC CONDITIONS/MANIFESTATIONS	DX09	250.52	DIABETES WITH OPHTHALMIC MANIFESTATIONS, TYPE II OR UNSPECIFIED TYPE, UNCONTROLLED	25052
DX_DM_OPTH	DIABETES WITH OTHER OPHTHALMIC CONDITIONS/MANIFESTATIONS	DX09	365.44	GLAUCOMA ASSOCIATED WITH SYSTEMIC SYNDROMES	36544
DX_DM_OPTH	DIABETES WITH OTHER OPHTHALMIC CONDITIONS/MANIFESTATIONS	DX09	366.41	DIABETIC CATARACT	36641
DX_DM_OPTH	DIABETES WITH OTHER OPHTHALMIC CONDITIONS/MANIFESTATIONS	DX10	E08.36	DIABETES MELLITUS DUE TO UNDERLYING CONDITION WITH DIABETIC CATARACT	E0836
DX_DM_OPTH	DIABETES WITH OTHER OPHTHALMIC CONDITIONS/MANIFESTATIONS	DX10	E08.39	DIABETES MELLITUS DUE TO UNDERLYING CONDITION WITH OTHER DIABETIC OPHTHALMIC COMPLICATION	E0839
DX_DM_OPTH	DIABETES WITH OTHER OPHTHALMIC CONDITIONS/MANIFESTATIONS	DX10	E09.36	DRUG OR CHEMICAL INDUCED DIABETES MELLITUS WITH DIABETIC CATARACT	E0936
DX_DM_OPTH	DIABETES WITH OTHER OPHTHALMIC CONDITIONS/MANIFESTATIONS	DX10	E09.39	DRUG OR CHEMICAL INDUCED DIABETES MELLITUS WITH OTHER DIABETIC OPHTHALMIC COMPLICATION	E0939
DX_DM_OPTH	DIABETES WITH OTHER OPHTHALMIC CONDITIONS/MANIFESTATIONS	DX10	E11.36	TYPE 2 DIABETES MELLITUS WITH DIABETIC CATARACT	E1136
DX_DM_OPTH	DIABETES WITH OTHER OPHTHALMIC CONDITIONS/MANIFESTATIONS	DX10	E11.39	TYPE 2 DIABETES MELLITUS WITH OTHER DIABETIC OPHTHALMIC COMPLICATION	E1139
DX_DM_OPTH	DIABETES WITH OTHER OPHTHALMIC CONDITIONS/MANIFESTATIONS	DX10	E13.36	OTHER SPECIFIED DIABETES MELLITUS WITH DIABETIC CATARACT	E1336
DX_DM_OPTH	DIABETES WITH OTHER OPHTHALMIC CONDITIONS/MANIFESTATIONS	DX10	E13.39	OTHER SPECIFIED DIABETES MELLITUS WITH OTHER DIABETIC OPHTHALMIC COMPLICATION	E1339
DX_DM_OPTH	DIABETES WITH OTHER OPHTHALMIC CONDITIONS/MANIFESTATIONS	DX10	H42	GLAUCOMA IN DISEASES CLASSIFIED ELSEWHERE	H42
DX_DM_OTHER	DIABETES WITH UNSPECIFIED(OTHER) COMPLICATIONS	DX09	250.9	DIABETES WITH UNSPECIFIED COMPLICATION	2509
DX_DM_OTHER	DIABETES WITH UNSPECIFIED(OTHER) COMPLICATIONS	DX09	250.90	DIABETES WITH UNSPECIFIED COMPLICATION, TYPE II OR UNSPECIFIED TYPE, NOT STATED AS UNCONTROLLED	25090
DX_DM_OTHER	DIABETES WITH UNSPECIFIED(OTHER) COMPLICATIONS	DX09	250.92	DIABETES WITH UNSPECIFIED COMPLICATION, TYPE II OR UNSPECIFIED TYPE, UNCONTROLLED	25092
DX_DM_OTHER	DIABETES WITH UNSPECIFIED(OTHER) COMPLICATIONS	DX10	E11.618	TYPE 2 DIABETES MELLITUS WITH OTHER DIABETIC ARTHROPATHY	E11618
DX_DM_OTHER	DIABETES WITH UNSPECIFIED(OTHER) COMPLICATIONS	DX10	E11.620	TYPE 2 DIABETES MELLITUS WITH DIABETIC DERMATITIS	E11620
DX_DM_OTHER	DIABETES WITH UNSPECIFIED(OTHER) COMPLICATIONS	DX10	E11.622	TYPE 2 DIABETES MELLITUS WITH OTHER SKIN ULCER	E11622
DX_DM_OTHER	DIABETES WITH UNSPECIFIED(OTHER) COMPLICATIONS	DX10	E11.628	TYPE 2 DIABETES MELLITUS WITH OTHER SKIN COMPLICATIONS	E11628
DX_DM_OTHER	DIABETES WITH UNSPECIFIED(OTHER) COMPLICATIONS	DX10	E11.630	TYPE 2 DIABETES MELLITUS WITH PERIODONTAL DISEASE	E11630
DX_DM_OTHER	DIABETES WITH UNSPECIFIED(OTHER) COMPLICATIONS	DX10	E11.638	TYPE 2 DIABETES MELLITUS WITH OTHER ORAL COMPLICATIONS	E11638
DX_DM_OTHER	DIABETES WITH UNSPECIFIED(OTHER) COMPLICATIONS	DX10	E11.8	TYPE 2 DIABETES MELLITUS WITH UNSPECIFIED COMPLICATIONS	E118
DX_DM_OTHER	DIABETES WITH UNSPECIFIED(OTHER) COMPLICATIONS	DX10	E13.618	OTHER SPECIFIED DIABETES MELLITUS WITH OTHER DIABETIC ARTHROPATHY	E13618
DX_DM_OTHER	DIABETES WITH UNSPECIFIED(OTHER) COMPLICATIONS	DX10	E13.620	OTHER SPECIFIED DIABETES MELLITUS WITH DIABETIC DERMATITIS	E13620
DX_DM_OTHER	DIABETES WITH UNSPECIFIED(OTHER) COMPLICATIONS	DX10	E13.622	OTHER SPECIFIED DIABETES MELLITUS WITH OTHER SKIN ULCER	E13622

Boehringer Ingelheim
Statistical and Epidemiological Analysis Plan (SEAP) for Non-Interventional Study
(NIS)
BI Study Number 1245-0228

Proprietary confidential information © 2023 Boehringer Ingelheim International GmbH or one or more of its affiliated companies

DX_DM_OTHER	DIABETES WITH UNSPECIFIED(OTHER) COMPLICATIONS	DX10	E13.628	OTHER SPECIFIED DIABETES MELLITUS WITH OTHER SKIN COMPLICATIONS	E13628
DX_DM_OTHER	DIABETES WITH UNSPECIFIED(OTHER) COMPLICATIONS	DX10	E13.630	OTHER SPECIFIED DIABETES MELLITUS WITH PERIODONTAL DISEASE	E13630
DX_DM_OTHER	DIABETES WITH UNSPECIFIED(OTHER) COMPLICATIONS	DX10	E13.638	OTHER SPECIFIED DIABETES MELLITUS WITH OTHER ORAL COMPLICATIONS	E13638
DX_DM_OTHER	DIABETES WITH UNSPECIFIED(OTHER) COMPLICATIONS	DX10	E13.8	OTHER SPECIFIED DIABETES MELLITUS WITH UNSPECIFIED COMPLICATIONS	E138
DX_DM_RETINO	DIABETIC RETINOPATHY	DX09	362.0	DIABETIC RETINOPATHY	3620
DX_DM_RETINO	DIABETIC RETINOPATHY	DX09	362.01	BACKGROUND DIABETIC RETINOPATHY	36201
DX_DM_RETINO	DIABETIC RETINOPATHY	DX09	362.02	PROLIFERATIVE DIABETIC RETINOPATHY	36202
DX_DM_RETINO	DIABETIC RETINOPATHY	DX09	362.03	NONPROLIFERATIVE DIABETIC RETINOPATHY NOS	36203
DX_DM_RETINO	DIABETIC RETINOPATHY	DX09	362.04	MILD NONPROLIFERATIVE DIABETIC RETINOPATHY	36204
DX_DM_RETINO	DIABETIC RETINOPATHY	DX09	362.05	MODERATE NONPROLIFERATIVE DIABETIC RETINOPATHY	36205
DX_DM_RETINO	DIABETIC RETINOPATHY	DX09	362.06	SEVERE NONPROLIFERATIVE DIABETIC RETINOPATHY	36206
DX_DM_RETINO	DIABETIC RETINOPATHY	DX09	362.07	DIABETIC MACULAR EDEMA	36207
DX_DM_RETINO	DIABETIC RETINOPATHY	DX09	379.23	VITREOUS HEMORRHAGE	37923
DX_DM_RETINO	DIABETIC RETINOPATHY	DX10	E11.31	TYPE 2 DIABETES MELLITUS WITH UNSPECIFIED DIABETIC RETINOPATHY	E1131
DX_DM_RETINO	DIABETIC RETINOPATHY	DX10	E11.311	TYPE 2 DIABETES MELLITUS WITH UNSPECIFIED DIABETIC RETINOPATHY WITH MACULAR EDEMA	E11311
DX_DM_RETINO	DIABETIC RETINOPATHY	DX10	E11.319	TYPE 2 DIABETES MELLITUS WITH UNSPECIFIED DIABETIC RETINOPATHY WITHOUT MACULAR EDEMA	E11319
DX_DM_RETINO	DIABETIC RETINOPATHY	DX10	E11.32	TYPE 2 DIABETES MELLITUS WITH MILD NONPROLIFERATIVE DIABETIC RETINOPATHY	E1132
DX_DM_RETINO	DIABETIC RETINOPATHY	DX10	E11.321	TYPE 2 DIABETES MELLITUS WITH MILD NONPROLIFERATIVE DIABETIC RETINOPATHY WITH MACULAR EDEMA	E11321
DX_DM_RETINO	DIABETIC RETINOPATHY	DX10	E11.3211	TYPE 2 DIABETES MELLITUS WITH MILD NONPROLIFERATIVE DIABETIC RETINOPATHY WITH MACULAR EDEMA, RIGHT EYE	E113211
DX_DM_RETINO	DIABETIC RETINOPATHY	DX10	E11.3212	TYPE 2 DIABETES MELLITUS WITH MILD NONPROLIFERATIVE DIABETIC RETINOPATHY WITH MACULAR EDEMA, LEFT EYE	E113212
DX_DM_RETINO	DIABETIC RETINOPATHY	DX10	E11.3213	TYPE 2 DIABETES MELLITUS WITH MILD NONPROLIFERATIVE DIABETIC RETINOPATHY WITH MACULAR EDEMA, BILATERAL	E113213
DX_DM_RETINO	DIABETIC RETINOPATHY	DX10	E11.3219	TYPE 2 DIABETES MELLITUS WITH MILD NONPROLIFERATIVE DIABETIC RETINOPATHY WITH MACULAR EDEMA, UNSPECIFIED EYE	E113219
DX_DM_RETINO	DIABETIC RETINOPATHY	DX10	E11.329	TYPE 2 DIABETES MELLITUS WITH MILD NONPROLIFERATIVE DIABETIC RETINOPATHY WITHOUT MACULAR EDEMA	E11329
DX_DM_RETINO	DIABETIC RETINOPATHY	DX10	E11.3291	TYPE 2 DIABETES MELLITUS WITH MILD NONPROLIFERATIVE DIABETIC RETINOPATHY WITHOUT MACULAR EDEMA, RIGHT EYE	E113291
DX_DM_RETINO	DIABETIC RETINOPATHY	DX10	E11.3292	TYPE 2 DIABETES MELLITUS WITH MILD NONPROLIFERATIVE DIABETIC RETINOPATHY WITHOUT MACULAR EDEMA, LEFT EYE	E113292
DX_DM_RETINO	DIABETIC RETINOPATHY	DX10	E11.3293	TYPE 2 DIABETES MELLITUS WITH MILD NONPROLIFERATIVE DIABETIC RETINOPATHY WITHOUT MACULAR EDEMA, BILATERAL	E113293
DX_DM_RETINO	DIABETIC RETINOPATHY	DX10	E11.3299	TYPE 2 DIABETES MELLITUS WITH MILD NONPROLIFERATIVE DIABETIC RETINOPATHY WITHOUT MACULAR EDEMA, UNSPECIFIED EYE	E113299
DX_DM_RETINO	DIABETIC RETINOPATHY	DX10	E11.33	TYPE 2 DIABETES MELLITUS WITH MODERATE NONPROLIFERATIVE DIABETIC RETINOPATHY	E1133
DX_DM_RETINO	DIABETIC RETINOPATHY	DX10	E11.331	TYPE 2 DIABETES MELLITUS WITH MODERATE NONPROLIFERATIVE DIABETIC RETINOPATHY WITH MACULAR EDEMA	E11331
DX_DM_RETINO	DIABETIC RETINOPATHY	DX10	E11.3311	TYPE 2 DIABETES MELLITUS WITH MODERATE NONPROLIFERATIVE DIABETIC RETINOPATHY WITH MACULAR EDEMA, RIGHT EYE	E113311
DX_DM_RETINO	DIABETIC RETINOPATHY	DX10	E11.3312	TYPE 2 DIABETES MELLITUS WITH MODERATE NONPROLIFERATIVE DIABETIC RETINOPATHY WITH MACULAR EDEMA, LEFT EYE	E113312
DX_DM_RETINO	DIABETIC RETINOPATHY	DX10	E11.3313	TYPE 2 DIABETES MELLITUS WITH MODERATE NONPROLIFERATIVE DIABETIC RETINOPATHY WITH MACULAR EDEMA, BILATERAL	E113313
DX_DM_RETINO	DIABETIC RETINOPATHY	DX10	E11.3319	TYPE 2 DIABETES MELLITUS WITH MODERATE NONPROLIFERATIVE DIABETIC RETINOPATHY WITH MACULAR EDEMA, UNSPECIFIED EYE	E113319
DX_DM_RETINO	DIABETIC RETINOPATHY	DX10	E11.339	TYPE 2 DIABETES MELLITUS WITH MODERATE NONPROLIFERATIVE DIABETIC RETINOPATHY WITHOUT MACULAR EDEMA	E11339
DX_DM_RETINO	DIABETIC RETINOPATHY	DX10	E11.3391	TYPE 2 DIABETES MELLITUS WITH MODERATE NONPROLIFERATIVE DIABETIC RETINOPATHY WITHOUT MACULAR EDEMA, RIGHT EYE	E113391
DX_DM_RETINO	DIABETIC RETINOPATHY	DX10	E11.3392	TYPE 2 DIABETES MELLITUS WITH MODERATE NONPROLIFERATIVE DIABETIC RETINOPATHY WITHOUT MACULAR EDEMA, LEFT EYE	E113392
DX_DM_RETINO	DIABETIC RETINOPATHY	DX10	E11.3393	TYPE 2 DIABETES MELLITUS WITH MODERATE NONPROLIFERATIVE DIABETIC RETINOPATHY WITHOUT MACULAR EDEMA, BILATERAL	E113393
DX_DM_RETINO	DIABETIC RETINOPATHY	DX10	E11.3399	TYPE 2 DIABETES MELLITUS WITH MODERATE NONPROLIFERATIVE DIABETIC RETINOPATHY WITHOUT MACULAR EDEMA, UNSPECIFIED EYE	E113399
DX_DM_RETINO	DIABETIC RETINOPATHY	DX10	E11.34	TYPE 2 DIABETES MELLITUS WITH SEVERE NONPROLIFERATIVE DIABETIC RETINOPATHY	E1134
DX_DM_RETINO	DIABETIC RETINOPATHY	DX10	E11.341	TYPE 2 DIABETES MELLITUS WITH SEVERE NONPROLIFERATIVE DIABETIC RETINOPATHY WITH MACULAR EDEMA	E11341
DX_DM_RETINO	DIABETIC RETINOPATHY	DX10	E11.3411	TYPE 2 DIABETES MELLITUS WITH SEVERE NONPROLIFERATIVE DIABETIC RETINOPATHY WITH MACULAR EDEMA, RIGHT EYE	E113411
DX_DM_RETINO	DIABETIC RETINOPATHY	DX10	E11.3412	TYPE 2 DIABETES MELLITUS WITH SEVERE NONPROLIFERATIVE DIABETIC RETINOPATHY WITH MACULAR EDEMA, LEFT EYE	E113412
DX_DM_RETINO	DIABETIC RETINOPATHY	DX10	E11.3413	TYPE 2 DIABETES MELLITUS WITH SEVERE NONPROLIFERATIVE DIABETIC RETINOPATHY WITH MACULAR EDEMA, BILATERAL	E113413
DX_DM_RETINO	DIABETIC RETINOPATHY	DX10	E11.3419	TYPE 2 DIABETES MELLITUS WITH SEVERE NONPROLIFERATIVE DIABETIC RETINOPATHY WITH MACULAR EDEMA, UNSPECIFIED EYE	E113419
DX_DM_RETINO	DIABETIC RETINOPATHY	DX10	E11.349	TYPE 2 DIABETES MELLITUS WITH SEVERE NONPROLIFERATIVE DIABETIC RETINOPATHY WITHOUT MACULAR EDEMA	E11349
DX_DM_RETINO	DIABETIC RETINOPATHY	DX10	E11.3491	TYPE 2 DIABETES MELLITUS WITH SEVERE NONPROLIFERATIVE DIABETIC RETINOPATHY WITHOUT MACULAR EDEMA, RIGHT EYE	E113491
DX_DM_RETINO	DIABETIC RETINOPATHY	DX10	E11.3492	TYPE 2 DIABETES MELLITUS WITH SEVERE NONPROLIFERATIVE DIABETIC RETINOPATHY WITHOUT MACULAR EDEMA, LEFT EYE	E113492
DX_DM_RETINO	DIABETIC RETINOPATHY	DX10	E11.3493	TYPE 2 DIABETES MELLITUS WITH SEVERE NONPROLIFERATIVE DIABETIC RETINOPATHY WITHOUT MACULAR EDEMA, BILATERAL	E113493
DX_DM_RETINO	DIABETIC RETINOPATHY	DX10	E11.3499	TYPE 2 DIABETES MELLITUS WITH SEVERE NONPROLIFERATIVE DIABETIC RETINOPATHY WITHOUT MACULAR EDEMA, UNSPECIFIED EYE	E113499
DX_DM_RETINO	DIABETIC RETINOPATHY	DX10	E11.35	TYPE 2 DIABETES MELLITUS WITH PROLIFERATIVE DIABETIC RETINOPATHY	E1135
DX_DM_RETINO	DIABETIC RETINOPATHY	DX10	E11.351	TYPE 2 DIABETES MELLITUS WITH PROLIFERATIVE DIABETIC RETINOPATHY WITH MACULAR EDEMA	E11351
DX_DM_RETINO	DIABETIC RETINOPATHY	DX10	E11.3511	TYPE 2 DIABETES MELLITUS WITH PROLIFERATIVE DIABETIC RETINOPATHY WITH MACULAR EDEMA, RIGHT EYE	E113511
DX_DM_RETINO	DIABETIC RETINOPATHY	DX10	E11.3512	TYPE 2 DIABETES MELLITUS WITH PROLIFERATIVE DIABETIC RETINOPATHY WITH MACULAR EDEMA, LEFT EYE	E113512
DX_DM_RETINO	DIABETIC RETINOPATHY	DX10	E11.3513	TYPE 2 DIABETES MELLITUS WITH PROLIFERATIVE DIABETIC RETINOPATHY WITH MACULAR EDEMA, BILATERAL	E113513
DX_DM_RETINO	DIABETIC RETINOPATHY	DX10	E11.3519	TYPE 2 DIABETES MELLITUS WITH PROLIFERATIVE DIABETIC RETINOPATHY WITH MACULAR EDEMA, UNSPECIFIED EYE	E113519

Boehringer Ingelheim
Statistical and Epidemiological Analysis Plan (SEAP) for Non-Interventional Study
(NIS)
BI Study Number 1245-0228

Proprietary confidential information © 2023 Boehringer Ingelheim International GmbH or one or more of its affiliated companies

DX_DM_RETINO	DIABETIC RETINOPATHY	DX10	E11.352	TYPE 2 DIABETES MELLITUS WITH PROLIFERATIVE DIABETIC RETINOPATHY WITH TRACTION RETINAL DETACHMENT INVOLVING THE MACULA	E11352
DX_DM_RETINO	DIABETIC RETINOPATHY	DX10	E11.3521	TYPE 2 DIABETES MELLITUS WITH PROLIFERATIVE DIABETIC RETINOPATHY WITH TRACTION RETINAL DETACHMENT INVOLVING THE MACULA, RIGHT EYE	E113521
DX_DM_RETINO	DIABETIC RETINOPATHY	DX10	E11.3522	TYPE 2 DIABETES MELLITUS WITH PROLIFERATIVE DIABETIC RETINOPATHY WITH TRACTION RETINAL DETACHMENT INVOLVING THE MACULA, LEFT EYE	E113522
DX_DM_RETINO	DIABETIC RETINOPATHY	DX10	E11.3523	TYPE 2 DIABETES MELLITUS WITH PROLIFERATIVE DIABETIC RETINOPATHY WITH TRACTION RETINAL DETACHMENT INVOLVING THE MACULA, BILATERAL	E113523
DX_DM_RETINO	DIABETIC RETINOPATHY	DX10	E11.3529	TYPE 2 DIABETES MELLITUS WITH PROLIFERATIVE DIABETIC RETINOPATHY WITH TRACTION RETINAL DETACHMENT INVOLVING THE MACULA, UNSPECIFIED EYE	E113529
DX_DM_RETINO	DIABETIC RETINOPATHY	DX10	E11.353	TYPE 2 DIABETES MELLITUS WITH PROLIFERATIVE DIABETIC RETINOPATHY WITH TRACTION RETINAL DETACHMENT NOT INVOLVING THE MACULA	E11353
DX_DM_RETINO	DIABETIC RETINOPATHY	DX10	E11.3531	TYPE 2 DIABETES MELLITUS WITH PROLIFERATIVE DIABETIC RETINOPATHY WITH TRACTION RETINAL DETACHMENT NOT INVOLVING THE MACULA, RIGHT EYE	E113531
DX_DM_RETINO	DIABETIC RETINOPATHY	DX10	E11.3532	TYPE 2 DIABETES MELLITUS WITH PROLIFERATIVE DIABETIC RETINOPATHY WITH TRACTION RETINAL DETACHMENT NOT INVOLVING THE MACULA, LEFT EYE	E113532
DX_DM_RETINO	DIABETIC RETINOPATHY	DX10	E11.3533	TYPE 2 DIABETES MELLITUS WITH PROLIFERATIVE DIABETIC RETINOPATHY WITH TRACTION RETINAL DETACHMENT NOT INVOLVING THE MACULA, BILATERAL	E113533
DX_DM_RETINO	DIABETIC RETINOPATHY	DX10	E11.3539	TYPE 2 DIABETES MELLITUS WITH PROLIFERATIVE DIABETIC RETINOPATHY WITH TRACTION RETINAL DETACHMENT NOT INVOLVING THE MACULA, UNSPECIFIED EYE	E113539
DX_DM_RETINO	DIABETIC RETINOPATHY	DX10	E11.354	TYPE 2 DIABETES MELLITUS WITH PROLIFERATIVE DIABETIC RETINOPATHY WITH COMBINED TRACTION RETINAL DETACHMENT AND RHEGMATOGENOUS RETINAL DETACHMENT	E11354
DX_DM_RETINO	DIABETIC RETINOPATHY	DX10	E11.3541	TYPE 2 DIABETES MELLITUS WITH PROLIFERATIVE DIABETIC RETINOPATHY WITH COMBINED TRACTION RETINAL DETACHMENT AND RHEGMATOGENOUS RETINAL DETACHMENT, RIGHT EYE	E113541
DX_DM_RETINO	DIABETIC RETINOPATHY	DX10	E11.3542	TYPE 2 DIABETES MELLITUS WITH PROLIFERATIVE DIABETIC RETINOPATHY WITH COMBINED TRACTION RETINAL DETACHMENT AND RHEGMATOGENOUS RETINAL DETACHMENT, LEFT EYE	E113542
DX_DM_RETINO	DIABETIC RETINOPATHY	DX10	E11.3543	TYPE 2 DIABETES MELLITUS WITH PROLIFERATIVE DIABETIC RETINOPATHY WITH COMBINED TRACTION RETINAL DETACHMENT AND RHEGMATOGENOUS RETINAL DETACHMENT, BILATERAL	E113543
DX_DM_RETINO	DIABETIC RETINOPATHY	DX10	E11.3549	TYPE 2 DIABETES MELLITUS WITH PROLIFERATIVE DIABETIC RETINOPATHY WITH COMBINED TRACTION RETINAL DETACHMENT AND RHEGMATOGENOUS RETINAL DETACHMENT, UNSPECIFIED EYE	E113549
DX_DM_RETINO	DIABETIC RETINOPATHY	DX10	E11.355	TYPE 2 DIABETES MELLITUS WITH STABLE PROLIFERATIVE DIABETIC RETINOPATHY	E11355
DX_DM_RETINO	DIABETIC RETINOPATHY	DX10	E11.3551	TYPE 2 DIABETES MELLITUS WITH STABLE PROLIFERATIVE DIABETIC RETINOPATHY, RIGHT EYE	E113551
DX_DM_RETINO	DIABETIC RETINOPATHY	DX10	E11.3552	TYPE 2 DIABETES MELLITUS WITH STABLE PROLIFERATIVE DIABETIC RETINOPATHY, LEFT EYE	E113552
DX_DM_RETINO	DIABETIC RETINOPATHY	DX10	E11.3553	TYPE 2 DIABETES MELLITUS WITH STABLE PROLIFERATIVE DIABETIC RETINOPATHY, BILATERAL	E113553
DX_DM_RETINO	DIABETIC RETINOPATHY	DX10	E11.3559	TYPE 2 DIABETES MELLITUS WITH STABLE PROLIFERATIVE DIABETIC RETINOPATHY, UNSPECIFIED EYE	E113559
DX_DM_RETINO	DIABETIC RETINOPATHY	DX10	E11.359	TYPE 2 DIABETES MELLITUS WITH PROLIFERATIVE DIABETIC RETINOPATHY WITHOUT MACULAR EDEMA	E11359
DX_DM_RETINO	DIABETIC RETINOPATHY	DX10	E11.3591	TYPE 2 DIABETES MELLITUS WITH PROLIFERATIVE DIABETIC RETINOPATHY WITHOUT MACULAR EDEMA, RIGHT EYE	E113591
DX_DM_RETINO	DIABETIC RETINOPATHY	DX10	E11.3592	TYPE 2 DIABETES MELLITUS WITH PROLIFERATIVE DIABETIC RETINOPATHY WITHOUT MACULAR EDEMA, LEFT EYE	E113592
DX_DM_RETINO	DIABETIC RETINOPATHY	DX10	E11.3593	TYPE 2 DIABETES MELLITUS WITH PROLIFERATIVE DIABETIC RETINOPATHY WITHOUT MACULAR EDEMA, BILATERAL	E113593
DX_DM_RETINO	DIABETIC RETINOPATHY	DX10	E11.3599	TYPE 2 DIABETES MELLITUS WITH PROLIFERATIVE DIABETIC RETINOPATHY WITHOUT MACULAR EDEMA, UNSPECIFIED EYE	E113599
DX_DM_RETINO	DIABETIC RETINOPATHY	DX10	E11.37	TYPE 2 DIABETES MELLITUS WITH DIABETIC MACULAR EDEMA, RESOLVED FOLLOWING TREATMENT	E1137
DX_DM_RETINO	DIABETIC RETINOPATHY	DX10	E11.37X1	TYPE 2 DIABETES MELLITUS WITH DIABETIC MACULAR EDEMA, RESOLVED FOLLOWING TREATMENT, RIGHT EYE	E1137X1
DX_DM_RETINO	DIABETIC RETINOPATHY	DX10	E11.37X2	TYPE 2 DIABETES MELLITUS WITH DIABETIC MACULAR EDEMA, RESOLVED FOLLOWING TREATMENT, LEFT EYE	E1137X2
DX_DM_RETINO	DIABETIC RETINOPATHY	DX10	E11.37X3	TYPE 2 DIABETES MELLITUS WITH DIABETIC MACULAR EDEMA, RESOLVED FOLLOWING TREATMENT, BILATERAL	E1137X3
DX_DM_RETINO	DIABETIC RETINOPATHY	DX10	E11.37X9	TYPE 2 DIABETES MELLITUS WITH DIABETIC MACULAR EDEMA, RESOLVED FOLLOWING TREATMENT, UNSPECIFIED EYE	E1137X9
DX_DM_RETINO	DIABETIC RETINOPATHY	DX10	E13.31	OTHER SPECIFIED DIABETES MELLITUS WITH UNSPECIFIED DIABETIC RETINOPATHY	E1331
DX_DM_RETINO	DIABETIC RETINOPATHY	DX10	E13.311	OTHER SPECIFIED DIABETES MELLITUS WITH UNSPECIFIED DIABETIC RETINOPATHY WITH MACULAR EDEMA	E13311
DX_DM_RETINO	DIABETIC RETINOPATHY	DX10	E13.319	OTHER SPECIFIED DIABETES MELLITUS WITH UNSPECIFIED DIABETIC RETINOPATHY WITHOUT MACULAR EDEMA	E13319
DX_DM_RETINO	DIABETIC RETINOPATHY	DX10	E13.32	OTHER SPECIFIED DIABETES MELLITUS WITH MILD NONPROLIFERATIVE DIABETIC RETINOPATHY	E1332
DX_DM_RETINO	DIABETIC RETINOPATHY	DX10	E13.321	OTHER SPECIFIED DIABETES MELLITUS WITH MILD NONPROLIFERATIVE DIABETIC RETINOPATHY WITH MACULAR EDEMA	E13321
DX_DM_RETINO	DIABETIC RETINOPATHY	DX10	E13.3211	OTHER SPECIFIED DIABETES MELLITUS WITH MILD NONPROLIFERATIVE DIABETIC RETINOPATHY WITH MACULAR EDEMA, RIGHT EYE	E133211
DX_DM_RETINO	DIABETIC RETINOPATHY	DX10	E13.3212	OTHER SPECIFIED DIABETES MELLITUS WITH MILD NONPROLIFERATIVE DIABETIC RETINOPATHY WITH MACULAR EDEMA, LEFT EYE	E133212
DX_DM_RETINO	DIABETIC RETINOPATHY	DX10	E13.3213	OTHER SPECIFIED DIABETES MELLITUS WITH MILD NONPROLIFERATIVE DIABETIC RETINOPATHY WITH MACULAR EDEMA, BILATERAL	E133213
DX_DM_RETINO	DIABETIC RETINOPATHY	DX10	E13.3219	OTHER SPECIFIED DIABETES MELLITUS WITH MILD NONPROLIFERATIVE DIABETIC RETINOPATHY WITH MACULAR EDEMA, UNSPECIFIED EYE	E133219
DX_DM_RETINO	DIABETIC RETINOPATHY	DX10	E13.329	OTHER SPECIFIED DIABETES MELLITUS WITH MILD NONPROLIFERATIVE DIABETIC RETINOPATHY WITHOUT MACULAR EDEMA	E13329
DX_DM_RETINO	DIABETIC RETINOPATHY	DX10	E13.3291	OTHER SPECIFIED DIABETES MELLITUS WITH MILD NONPROLIFERATIVE DIABETIC RETINOPATHY WITHOUT MACULAR EDEMA, RIGHT EYE	E133291
DX_DM_RETINO	DIABETIC RETINOPATHY	DX10	E13.3292	OTHER SPECIFIED DIABETES MELLITUS WITH MILD NONPROLIFERATIVE DIABETIC RETINOPATHY WITHOUT MACULAR EDEMA, LEFT EYE	E133292
DX_DM_RETINO	DIABETIC RETINOPATHY	DX10	E13.3293	OTHER SPECIFIED DIABETES MELLITUS WITH MILD NONPROLIFERATIVE DIABETIC RETINOPATHY WITHOUT MACULAR EDEMA, BILATERAL	E133293
DX_DM_RETINO	DIABETIC RETINOPATHY	DX10	E13.3299	OTHER SPECIFIED DIABETES MELLITUS WITH MILD NONPROLIFERATIVE DIABETIC RETINOPATHY WITHOUT MACULAR EDEMA, UNSPECIFIED EYE	E133299
DX_DM_RETINO	DIABETIC RETINOPATHY	DX10	E13.33	OTHER SPECIFIED DIABETES MELLITUS WITH MODERATE NONPROLIFERATIVE DIABETIC RETINOPATHY	E1333
DX_DM_RETINO	DIABETIC RETINOPATHY	DX10	E13.331	OTHER SPECIFIED DIABETES MELLITUS WITH MODERATE NONPROLIFERATIVE DIABETIC RETINOPATHY WITH MACULAR EDEMA	E13331
DX_DM_RETINO	DIABETIC RETINOPATHY	DX10	E13.3311	OTHER SPECIFIED DIABETES MELLITUS WITH MODERATE NONPROLIFERATIVE DIABETIC RETINOPATHY WITH MACULAR EDEMA, RIGHT EYE	E133311
DX_DM_RETINO	DIABETIC RETINOPATHY	DX10	E13.3312	OTHER SPECIFIED DIABETES MELLITUS WITH MODERATE NONPROLIFERATIVE DIABETIC RETINOPATHY WITH MACULAR EDEMA, LEFT EYE	E133312

Boehringer Ingelheim
Statistical and Epidemiological Analysis Plan (SEAP) for Non-Interventional Study
(NIS)
BI Study Number 1245-0228

Proprietary confidential information © 2023 Boehringer Ingelheim International GmbH or one or more of its affiliated companies

DX_DM_RETINO	DIABETIC RETINOPATHY	DX10	E13.3313	OTHER SPECIFIED DIABETES MELLITUS WITH MODERATE NONPROLIFERATIVE DIABETIC RETINOPATHY WITH MACULAR EDEMA, BILATERAL	E133313
DX_DM_RETINO	DIABETIC RETINOPATHY	DX10	E13.3319	OTHER SPECIFIED DIABETES MELLITUS WITH MODERATE NONPROLIFERATIVE DIABETIC RETINOPATHY WITH MACULAR EDEMA, UNSPECIFIED EYE	E133319
DX_DM_RETINO	DIABETIC RETINOPATHY	DX10	E13.339	OTHER SPECIFIED DIABETES MELLITUS WITH MODERATE NONPROLIFERATIVE DIABETIC RETINOPATHY WITHOUT MACULAR EDEMA	E13339
DX_DM_RETINO	DIABETIC RETINOPATHY	DX10	E13.3391	OTHER SPECIFIED DIABETES MELLITUS WITH MODERATE NONPROLIFERATIVE DIABETIC RETINOPATHY WITHOUT MACULAR EDEMA, RIGHT EYE	E133391
DX_DM_RETINO	DIABETIC RETINOPATHY	DX10	E13.3392	OTHER SPECIFIED DIABETES MELLITUS WITH MODERATE NONPROLIFERATIVE DIABETIC RETINOPATHY WITHOUT MACULAR EDEMA, LEFT EYE	E133392
DX_DM_RETINO	DIABETIC RETINOPATHY	DX10	E13.3393	OTHER SPECIFIED DIABETES MELLITUS WITH MODERATE NONPROLIFERATIVE DIABETIC RETINOPATHY WITHOUT MACULAR EDEMA, UNSPECIFIED EYE	E133393
DX_DM_RETINO	DIABETIC RETINOPATHY	DX10	E13.3399	OTHER SPECIFIED DIABETES MELLITUS WITH MODERATE NONPROLIFERATIVE DIABETIC RETINOPATHY WITHOUT MACULAR EDEMA, UNSPECIFIED EYE	E133399
DX_DM_RETINO	DIABETIC RETINOPATHY	DX10	E13.34	OTHER SPECIFIED DIABETES MELLITUS WITH SEVERE NONPROLIFERATIVE DIABETIC RETINOPATHY	E1334
DX_DM_RETINO	DIABETIC RETINOPATHY	DX10	E13.341	OTHER SPECIFIED DIABETES MELLITUS WITH SEVERE NONPROLIFERATIVE DIABETIC RETINOPATHY WITH MACULAR EDEMA	E13341
DX_DM_RETINO	DIABETIC RETINOPATHY	DX10	E13.3411	OTHER SPECIFIED DIABETES MELLITUS WITH SEVERE NONPROLIFERATIVE DIABETIC RETINOPATHY WITH MACULAR EDEMA, RIGHT EYE	E133411
DX_DM_RETINO	DIABETIC RETINOPATHY	DX10	E13.3412	OTHER SPECIFIED DIABETES MELLITUS WITH SEVERE NONPROLIFERATIVE DIABETIC RETINOPATHY WITH MACULAR EDEMA, LEFT EYE	E133412
DX_DM_RETINO	DIABETIC RETINOPATHY	DX10	E13.3413	OTHER SPECIFIED DIABETES MELLITUS WITH SEVERE NONPROLIFERATIVE DIABETIC RETINOPATHY WITH MACULAR EDEMA, BILATERAL	E133413
DX_DM_RETINO	DIABETIC RETINOPATHY	DX10	E13.3419	OTHER SPECIFIED DIABETES MELLITUS WITH SEVERE NONPROLIFERATIVE DIABETIC RETINOPATHY WITH MACULAR EDEMA, UNSPECIFIED EYE	E133419
DX_DM_RETINO	DIABETIC RETINOPATHY	DX10	E13.349	OTHER SPECIFIED DIABETES MELLITUS WITH SEVERE NONPROLIFERATIVE DIABETIC RETINOPATHY WITHOUT MACULAR EDEMA	E13349
DX_DM_RETINO	DIABETIC RETINOPATHY	DX10	E13.3491	OTHER SPECIFIED DIABETES MELLITUS WITH SEVERE NONPROLIFERATIVE DIABETIC RETINOPATHY WITHOUT MACULAR EDEMA, RIGHT EYE	E133491
DX_DM_RETINO	DIABETIC RETINOPATHY	DX10	E13.3492	OTHER SPECIFIED DIABETES MELLITUS WITH SEVERE NONPROLIFERATIVE DIABETIC RETINOPATHY WITHOUT MACULAR EDEMA, LEFT EYE	E133492
DX_DM_RETINO	DIABETIC RETINOPATHY	DX10	E13.3493	OTHER SPECIFIED DIABETES MELLITUS WITH SEVERE NONPROLIFERATIVE DIABETIC RETINOPATHY WITHOUT MACULAR EDEMA, BILATERAL	E133493
DX_DM_RETINO	DIABETIC RETINOPATHY	DX10	E13.3499	OTHER SPECIFIED DIABETES MELLITUS WITH SEVERE NONPROLIFERATIVE DIABETIC RETINOPATHY WITHOUT MACULAR EDEMA, UNSPECIFIED EYE	E133499
DX_DM_RETINO	DIABETIC RETINOPATHY	DX10	E13.35	OTHER SPECIFIED DIABETES MELLITUS WITH PROLIFERATIVE DIABETIC RETINOPATHY	E1335
DX_DM_RETINO	DIABETIC RETINOPATHY	DX10	E13.351	OTHER SPECIFIED DIABETES MELLITUS WITH PROLIFERATIVE DIABETIC RETINOPATHY WITH MACULAR EDEMA	E13351
DX_DM_RETINO	DIABETIC RETINOPATHY	DX10	E13.3511	OTHER SPECIFIED DIABETES MELLITUS WITH PROLIFERATIVE DIABETIC RETINOPATHY WITH MACULAR EDEMA, RIGHT EYE	E133511
DX_DM_RETINO	DIABETIC RETINOPATHY	DX10	E13.3512	OTHER SPECIFIED DIABETES MELLITUS WITH PROLIFERATIVE DIABETIC RETINOPATHY WITH MACULAR EDEMA, LEFT EYE	E133512
DX_DM_RETINO	DIABETIC RETINOPATHY	DX10	E13.3513	OTHER SPECIFIED DIABETES MELLITUS WITH PROLIFERATIVE DIABETIC RETINOPATHY WITH MACULAR EDEMA, BILATERAL	E133513
DX_DM_RETINO	DIABETIC RETINOPATHY	DX10	E13.3519	OTHER SPECIFIED DIABETES MELLITUS WITH PROLIFERATIVE DIABETIC RETINOPATHY WITH MACULAR EDEMA, UNSPECIFIED EYE	E133519
DX_DM_RETINO	DIABETIC RETINOPATHY	DX10	E13.352	OTHER SPECIFIED DIABETES MELLITUS WITH PROLIFERATIVE DIABETIC RETINOPATHY WITH TRACTION RETINAL DETACHMENT INVOLVING THE MACULA	E13352
DX_DM_RETINO	DIABETIC RETINOPATHY	DX10	E13.3521	OTHER SPECIFIED DIABETES MELLITUS WITH PROLIFERATIVE DIABETIC RETINOPATHY WITH TRACTION RETINAL DETACHMENT INVOLVING THE MACULA, RIGHT EYE	E133521
DX_DM_RETINO	DIABETIC RETINOPATHY	DX10	E13.3522	OTHER SPECIFIED DIABETES MELLITUS WITH PROLIFERATIVE DIABETIC RETINOPATHY WITH TRACTION RETINAL DETACHMENT INVOLVING THE MACULA, LEFT EYE	E133522
DX_DM_RETINO	DIABETIC RETINOPATHY	DX10	E13.3523	OTHER SPECIFIED DIABETES MELLITUS WITH PROLIFERATIVE DIABETIC RETINOPATHY WITH TRACTION RETINAL DETACHMENT INVOLVING THE MACULA, BILATERAL	E133523
DX_DM_RETINO	DIABETIC RETINOPATHY	DX10	E13.3529	OTHER SPECIFIED DIABETES MELLITUS WITH PROLIFERATIVE DIABETIC RETINOPATHY WITH TRACTION RETINAL DETACHMENT INVOLVING THE MACULA, UNSPECIFIED EYE	E133529
DX_DM_RETINO	DIABETIC RETINOPATHY	DX10	E13.353	OTHER SPECIFIED DIABETES MELLITUS WITH PROLIFERATIVE DIABETIC RETINOPATHY WITH TRACTION RETINAL DETACHMENT NOT INVOLVING THE MACULA	E13353
DX_DM_RETINO	DIABETIC RETINOPATHY	DX10	E13.3531	OTHER SPECIFIED DIABETES MELLITUS WITH PROLIFERATIVE DIABETIC RETINOPATHY WITH TRACTION RETINAL DETACHMENT NOT INVOLVING THE MACULA, RIGHT EYE	E133531
DX_DM_RETINO	DIABETIC RETINOPATHY	DX10	E13.3532	OTHER SPECIFIED DIABETES MELLITUS WITH PROLIFERATIVE DIABETIC RETINOPATHY WITH TRACTION RETINAL DETACHMENT NOT INVOLVING THE MACULA, LEFT EYE	E133532
DX_DM_RETINO	DIABETIC RETINOPATHY	DX10	E13.3533	OTHER SPECIFIED DIABETES MELLITUS WITH PROLIFERATIVE DIABETIC RETINOPATHY WITH TRACTION RETINAL DETACHMENT NOT INVOLVING THE MACULA, BILATERAL	E133533
DX_DM_RETINO	DIABETIC RETINOPATHY	DX10	E13.3539	OTHER SPECIFIED DIABETES MELLITUS WITH PROLIFERATIVE DIABETIC RETINOPATHY WITH TRACTION RETINAL DETACHMENT NOT INVOLVING THE MACULA, UNSPECIFIED EYE	E133539
DX_DM_RETINO	DIABETIC RETINOPATHY	DX10	E13.354	OTHER SPECIFIED DIABETES MELLITUS WITH PROLIFERATIVE DIABETIC RETINOPATHY WITH COMBINED TRACTION RETINAL DETACHMENT AND RHEGMATOGENOUS RETINAL DETACHMENT	E13354
DX_DM_RETINO	DIABETIC RETINOPATHY	DX10	E13.3541	OTHER SPECIFIED DIABETES MELLITUS WITH PROLIFERATIVE DIABETIC RETINOPATHY WITH COMBINED TRACTION RETINAL DETACHMENT AND RHEGMATOGENOUS RETINAL DETACHMENT, RIGHT EYE	E133541
DX_DM_RETINO	DIABETIC RETINOPATHY	DX10	E13.3542	OTHER SPECIFIED DIABETES MELLITUS WITH PROLIFERATIVE DIABETIC RETINOPATHY WITH COMBINED TRACTION RETINAL DETACHMENT AND RHEGMATOGENOUS RETINAL DETACHMENT, LEFT EYE	E133542
DX_DM_RETINO	DIABETIC RETINOPATHY	DX10	E13.3543	OTHER SPECIFIED DIABETES MELLITUS WITH PROLIFERATIVE DIABETIC RETINOPATHY WITH COMBINED TRACTION RETINAL DETACHMENT AND RHEGMATOGENOUS RETINAL DETACHMENT, BILATERAL	E133543
DX_DM_RETINO	DIABETIC RETINOPATHY	DX10	E13.3549	OTHER SPECIFIED DIABETES MELLITUS WITH PROLIFERATIVE DIABETIC RETINOPATHY WITH COMBINED TRACTION RETINAL DETACHMENT AND RHEGMATOGENOUS RETINAL DETACHMENT, UNSPECIFIED EYE	E133549
DX_DM_RETINO	DIABETIC RETINOPATHY	DX10	E13.355	OTHER SPECIFIED DIABETES MELLITUS WITH STABLE PROLIFERATIVE DIABETIC RETINOPATHY	E13355
DX_DM_RETINO	DIABETIC RETINOPATHY	DX10	E13.3551	OTHER SPECIFIED DIABETES MELLITUS WITH STABLE PROLIFERATIVE DIABETIC RETINOPATHY, RIGHT EYE	E133551
DX_DM_RETINO	DIABETIC RETINOPATHY	DX10	E13.3552	OTHER SPECIFIED DIABETES MELLITUS WITH STABLE PROLIFERATIVE DIABETIC RETINOPATHY, LEFT EYE	E133552
DX_DM_RETINO	DIABETIC RETINOPATHY	DX10	E13.3553	OTHER SPECIFIED DIABETES MELLITUS WITH STABLE PROLIFERATIVE DIABETIC RETINOPATHY, BILATERAL	E133553
DX_DM_RETINO	DIABETIC RETINOPATHY	DX10	E13.3559	OTHER SPECIFIED DIABETES MELLITUS WITH STABLE PROLIFERATIVE DIABETIC RETINOPATHY, UNSPECIFIED EYE	E133559
DX_DM_RETINO	DIABETIC RETINOPATHY	DX10	E13.359	OTHER SPECIFIED DIABETES MELLITUS WITH PROLIFERATIVE DIABETIC RETINOPATHY WITHOUT MACULAR EDEMA	E13359
DX_DM_RETINO	DIABETIC RETINOPATHY	DX10	E13.3591	OTHER SPECIFIED DIABETES MELLITUS WITH PROLIFERATIVE DIABETIC RETINOPATHY WITHOUT MACULAR EDEMA, RIGHT EYE	E133591

Boehringer Ingelheim Statistical and Epidemiological Analysis Plan (SEAP) for Non-Interventional Study (NIS) BI Study Number 1245-0228

Proprietary confidential information © 2023 Boehringer Ingelheim International GmbH or one or more of its affiliated companies

DX_DORSOPATH	DORSOPATHIES	DX10	M54.17	RADICULOPATHY, LUMBOSACRAL REGION	M5417
DX_DORSOPATH	DORSOPATHIES	DX10	M54.18	RADICULOPATHY, SACRAL AND SACROCOCCYGEAL REGION	M5418
DX_DORSOPATH	DORSOPATHIES	DX10	M54.2	CERVICALGIA	M542
DX_DORSOPATH	DORSOPATHIES	DX10	M54.3	SCIATICA	M543
DX_DORSOPATH	DORSOPATHIES	DX10	M54.30	SCIATICA, UNSPECIFIED SIDE	M5430
DX_DORSOPATH	DORSOPATHIES	DX10	M54.31	SCIATICA, RIGHT SIDE	M5431
DX_DORSOPATH	DORSOPATHIES	DX10	M54.32	SCIATICA, LEFT SIDE	M5432
DX_DORSOPATH	DORSOPATHIES	DX10	M54.4	LUMBAGO WITH SCIATICA	M544
DX_DORSOPATH	DORSOPATHIES	DX10	M54.40	LUMBAGO WITH SCIATICA, UNSPECIFIED SIDE	M5440
DX_DORSOPATH	DORSOPATHIES	DX10	M54.41	LUMBAGO WITH SCIATICA, RIGHT SIDE	M5441
DX_DORSOPATH	DORSOPATHIES	DX10	M54.42	LUMBAGO WITH SCIATICA, LEFT SIDE	M5442
DX_DORSOPATH	DORSOPATHIES	DX10	M54.5	LOW BACK PAIN	M545
DX_DORSOPATH	DORSOPATHIES	DX10	M54.6	PAIN IN THORACIC SPINE	M546
DX_DORSOPATH	DORSOPATHIES	DX10	M54.8	OTHER DORSALGIA	M548
DX_DORSOPATH	DORSOPATHIES	DX10	M54.81	OCCIPITAL NEURALGIA	M5481
DX_DORSOPATH	DORSOPATHIES	DX10	M54.89	OTHER DORSALGIA	M5489
DX_DORSOPATH	DORSOPATHIES	DX10	M54.9	DORSALGIA, UNSPECIFIED	M549
DX_DRUG	DRUG ABUSE OR DEPENDENCE	DX09	292	DRUG-INDUCED MENTAL DISORDERS	292
DX_DRUG	DRUG ABUSE OR DEPENDENCE	DX09	292.0	DRUG WITHDRAWAL	2920
DX_DRUG	DRUG ABUSE OR DEPENDENCE	DX09	292.1	DRUG-INDUCED PSYCHOTIC DISORDERS	2921
DX_DRUG	DRUG ABUSE OR DEPENDENCE	DX09	292.11	DRUG-INDUCED PSYCHOTIC DISORDER WITH DELUSIONS	29211
DX_DRUG	DRUG ABUSE OR DEPENDENCE	DX09	292.12	DRUG-INDUCED PSYCHOTIC DISORDER WITH HALLUCINATIONS	29212
DX_DRUG	DRUG ABUSE OR DEPENDENCE	DX09	292.2	PATHOLOGICAL DRUG INTOXICATION	2922
DX_DRUG	DRUG ABUSE OR DEPENDENCE	DX09	292.8	OTHER SPECIFIED DRUG-INDUCED MENTAL DISORDERS	2928
DX_DRUG	DRUG ABUSE OR DEPENDENCE	DX09	292.81	DRUG-INDUCED DELIRIUM	29281
DX_DRUG	DRUG ABUSE OR DEPENDENCE	DX09	292.82	DRUG-INDUCED PERSISTING DEMENTIA	29282
DX_DRUG	DRUG ABUSE OR DEPENDENCE	DX09	292.83	DRUG-INDUCED PERSISTING AMNESIAC DISORDER	29283
DX_DRUG	DRUG ABUSE OR DEPENDENCE	DX09	292.84	DRUG-INDUCED MOOD DISORDER	29284
DX_DRUG	DRUG ABUSE OR DEPENDENCE	DX09	292.85	DRUG INDUCED SLEEP DISORDERS	29285
DX_DRUG	DRUG ABUSE OR DEPENDENCE	DX09	292.89	OTHER SPECIFIED DRUG-INDUCED MENTAL DISORDERS	29289
DX_DRUG	DRUG ABUSE OR DEPENDENCE	DX09	292.9	UNSPECIFIED DRUG-INDUCED MENTAL DISORDER	2929
DX_DRUG	DRUG ABUSE OR DEPENDENCE	DX09	304	DRUG DEPENDENCE	304
DX_DRUG	DRUG ABUSE OR DEPENDENCE	DX09	304.0	OPIOID TYPE DEPENDENCE	3040
DX_DRUG	DRUG ABUSE OR DEPENDENCE	DX09	304.00	OPIOID TYPE DEPENDENCE, UNSPECIFIED	30400
DX_DRUG	DRUG ABUSE OR DEPENDENCE	DX09	304.01	OPIOID TYPE DEPENDENCE, CONTINUOUS	30401
DX_DRUG	DRUG ABUSE OR DEPENDENCE	DX09	304.02	OPIOID TYPE DEPENDENCE, EPISODIC	30402
DX_DRUG	DRUG ABUSE OR DEPENDENCE	DX09	304.03	OPIOID TYPE DEPENDENCE, IN REMISSION	30403
DX_DRUG	DRUG ABUSE OR DEPENDENCE	DX09	304.1	SEDATIVE, HYPNOTIC OR ANXIOLYTIC DEPENDENCE	3041
DX_DRUG	DRUG ABUSE OR DEPENDENCE	DX09	304.10	SEDATIVE, HYPNOTIC OR ANXIOLYTIC DEPENDENCE, UNSPECIFIED	30410
DX_DRUG	DRUG ABUSE OR DEPENDENCE	DX09	304.11	SEDATIVE, HYPNOTIC OR ANXIOLYTIC DEPENDENCE, CONTINUOUS	30411
DX_DRUG	DRUG ABUSE OR DEPENDENCE	DX09	304.12	SEDATIVE, HYPNOTIC OR ANXIOLYTIC DEPENDENCE, EPISODIC	30412
DX_DRUG	DRUG ABUSE OR DEPENDENCE	DX09	304.13	SEDATIVE, HYPNOTIC OR ANXIOLYTIC DEPENDENCE, IN REMISSION	30413
DX_DRUG	DRUG ABUSE OR DEPENDENCE	DX09	304.2	COCAINE DEPENDENCE	3042
DX_DRUG	DRUG ABUSE OR DEPENDENCE	DX09	304.20	COCAINE DEPENDENCE, UNSPECIFIED	30420
DX_DRUG	DRUG ABUSE OR DEPENDENCE	DX09	304.21	COCAINE DEPENDENCE, CONTINUOUS	30421
DX_DRUG	DRUG ABUSE OR DEPENDENCE	DX09	304.22	COCAINE DEPENDENCE, EPISODIC	30422
DX_DRUG	DRUG ABUSE OR DEPENDENCE	DX09	304.23	COCAINE DEPENDENCE, IN REMISSION	30423
DX_DRUG	DRUG ABUSE OR DEPENDENCE	DX09	304.3	CANNABIS DEPENDENCE	3043
DX_DRUG	DRUG ABUSE OR DEPENDENCE	DX09	304.30	CANNABIS DEPENDENCE, UNSPECIFIED	30430
DX_DRUG	DRUG ABUSE OR DEPENDENCE	DX09	304.31	CANNABIS DEPENDENCE, CONTINUOUS	30431
DX_DRUG	DRUG ABUSE OR DEPENDENCE	DX09	304.32	CANNABIS DEPENDENCE, EPISODIC	30432
DX_DRUG	DRUG ABUSE OR DEPENDENCE	DX09	304.33	CANNABIS DEPENDENCE, IN REMISSION	30433
DX_DRUG	DRUG ABUSE OR DEPENDENCE	DX09	304.4	AMPHETAMINE AND OTHER PSYCHOSTIMULANT DEPENDENCE	3044
DX_DRUG	DRUG ABUSE OR DEPENDENCE	DX09	304.40	AMPHETAMINE AND OTHER PSYCHOSTIMULANT DEPENDENCE, UNSPECIFIED	30440
DX_DRUG	DRUG ABUSE OR DEPENDENCE	DX09	304.41	AMPHETAMINE AND OTHER PSYCHOSTIMULANT DEPENDENCE, CONTINUOUS	30441
DX_DRUG	DRUG ABUSE OR DEPENDENCE	DX09	304.42	AMPHETAMINE AND OTHER PSYCHOSTIMULANT DEPENDENCE, EPISODIC	30442
DX_DRUG	DRUG ABUSE OR DEPENDENCE	DX09	304.43	AMPHETAMINE AND OTHER PSYCHOSTIMULANT DEPENDENCE, IN REMISSION	30443
DX_DRUG	DRUG ABUSE OR DEPENDENCE	DX09	304.5	HALLUCINOGEN DEPENDENCE	3045
DX_DRUG	DRUG ABUSE OR DEPENDENCE	DX09	304.50	HALLUCINOGEN DEPENDENCE, UNSPECIFIED	30450
DX_DRUG	DRUG ABUSE OR DEPENDENCE	DX09	304.51	HALLUCINOGEN DEPENDENCE, CONTINUOUS	30451
DX_DRUG	DRUG ABUSE OR DEPENDENCE	DX09	304.52	HALLUCINOGEN DEPENDENCE, EPISODIC	30452
DX_DRUG	DRUG ABUSE OR DEPENDENCE	DX09	304.53	HALLUCINOGEN DEPENDENCE, IN REMISSION	30453
DX_DRUG	DRUG ABUSE OR DEPENDENCE	DX09	304.6	OTHER SPECIFIED DRUG DEPENDENCE	3046
DX_DRUG	DRUG ABUSE OR DEPENDENCE	DX09	304.60	OTHER SPECIFIED DRUG DEPENDENCE, UNSPECIFIED	30460
DX_DRUG	DRUG ABUSE OR DEPENDENCE	DX09	304.61	OTHER SPECIFIED DRUG DEPENDENCE, CONTINUOUS	30461
DX_DRUG	DRUG ABUSE OR DEPENDENCE	DX09	304.62	OTHER SPECIFIED DRUG DEPENDENCE, EPISODIC	30462
DX_DRUG	DRUG ABUSE OR DEPENDENCE	DX09	304.63	OTHER SPECIFIED DRUG DEPENDENCE, IN REMISSION	30463
DX_DRUG	DRUG ABUSE OR DEPENDENCE	DX09	304.7	COMBINATIONS OF OPIOID TYPE DRUG WITH ANY OTHER DRUG DEPENDENCE	3047
DX_DRUG	DRUG ABUSE OR DEPENDENCE	DX09	304.70	COMBINATIONS OF OPIOID TYPE DRUG WITH ANY OTHER DRUG DEPENDENCE, UNSPECIFIED	30470
DX_DRUG	DRUG ABUSE OR DEPENDENCE	DX09	304.71	COMBINATIONS OF OPIOID TYPE DRUG WITH ANY OTHER DRUG DEPENDENCE, CONTINUOUS	30471
DX_DRUG	DRUG ABUSE OR DEPENDENCE	DX09	304.72	COMBINATIONS OF OPIOID TYPE DRUG WITH ANY OTHER DRUG DEPENDENCE, EPISODIC	30472
DX_DRUG	DRUG ABUSE OR DEPENDENCE	DX09	304.73	COMBINATIONS OF OPIOID TYPE DRUG WITH ANY OTHER DRUG DEPENDENCE, IN REMISSION	30473
DX_DRUG	DRUG ABUSE OR DEPENDENCE	DX09	304.8	COMBINATIONS OF DRUG DEPENDENCE EXCLUDING OPIOID TYPE DRUG	3048
DX_DRUG	DRUG ABUSE OR DEPENDENCE	DX09	304.80	COMBINATIONS OF DRUG DEPENDENCE EXCLUDING OPIOID TYPE DRUG, UNSPECIFIED	30480
DX_DRUG	DRUG ABUSE OR DEPENDENCE	DX09	304.81	COMBINATIONS OF DRUG DEPENDENCE EXCLUDING OPIOID TYPE DRUG, CONTINUOUS	30481
DX_DRUG	DRUG ABUSE OR DEPENDENCE	DX09	304.82	COMBINATIONS OF DRUG DEPENDENCE EXCLUDING OPIOID TYPE DRUG, EPISODIC	30482
DX_DRUG	DRUG ABUSE OR DEPENDENCE	DX09	304.83	COMBINATIONS OF DRUG DEPENDENCE EXCLUDING OPIOID TYPE DRUG, IN REMISSION	30483
DX_DRUG	DRUG ABUSE OR DEPENDENCE	DX09	304.9	UNSPECIFIED DRUG DEPENDENCE	3049
DX_DRUG	DRUG ABUSE OR DEPENDENCE	DX09	304.90	UNSPECIFIED DRUG DEPENDENCE, UNSPECIFIED	30490
DX_DRUG	DRUG ABUSE OR DEPENDENCE	DX09	304.91	UNSPECIFIED DRUG DEPENDENCE, CONTINUOUS	30491
DX_DRUG	DRUG ABUSE OR DEPENDENCE	DX09	304.92	UNSPECIFIED DRUG DEPENDENCE, EPISODIC	30492
DX_DRUG	DRUG ABUSE OR DEPENDENCE	DX09	304.93	UNSPECIFIED DRUG DEPENDENCE, IN REMISSION	30493
DX_DRUG	DRUG ABUSE OR DEPENDENCE	DX09	305.2	CANNABIS ABUSE	3052
DX_DRUG	DRUG ABUSE OR DEPENDENCE	DX09	305.20	CANNABIS ABUSE, UNSPECIFIED	30520
DX_DRUG	DRUG ABUSE OR DEPENDENCE	DX09	305.21	CANNABIS ABUSE, CONTINUOUS	30521
DX_DRUG	DRUG ABUSE OR DEPENDENCE	DX09	305.22	CANNABIS ABUSE, EPISODIC	30522
DX_DRUG	DRUG ABUSE OR DEPENDENCE	DX09	305.23	CANNABIS ABUSE, IN REMISSION	30523
DX_DRUG	DRUG ABUSE OR DEPENDENCE	DX09	305.3	HALLUCINOGEN ABUSE	3053
DX_DRUG	DRUG ABUSE OR DEPENDENCE	DX09	305.30	HALLUCINOGEN ABUSE, UNSPECIFIED	30530
DX_DRUG	DRUG ABUSE OR DEPENDENCE	DX09	305.31	HALLUCINOGEN ABUSE, CONTINUOUS	30531
DX_DRUG	DRUG ABUSE OR DEPENDENCE	DX09	305.32	HALLUCINOGEN ABUSE, EPISODIC	30532
DX_DRUG	DRUG ABUSE OR DEPENDENCE	DX09	305.33	HALLUCINOGEN ABUSE, IN REMISSION	30533
DX_DRUG	DRUG ABUSE OR DEPENDENCE	DX09	305.4	SEDATIVE, HYPNOTIC OR ANXIOLYTIC ABUSE	3054
DX_DRUG	DRUG ABUSE OR DEPENDENCE	DX09	305.40	SEDATIVE, HYPNOTIC OR ANXIOLYTIC ABUSE, UNSPECIFIED	30540
DX_DRUG	DRUG ABUSE OR DEPENDENCE	DX09	305.41	SEDATIVE, HYPNOTIC OR ANXIOLYTIC ABUSE, CONTINUOUS	30541
DX_DRUG	DRUG ABUSE OR DEPENDENCE	DX09	305.42	SEDATIVE, HYPNOTIC OR ANXIOLYTIC ABUSE, EPISODIC	30542
DX_DRUG	DRUG ABUSE OR DEPENDENCE	DX09	305.43	SEDATIVE, HYPNOTIC OR ANXIOLYTIC ABUSE, IN REMISSION	30543
DX_DRUG	DRUG ABUSE OR DEPENDENCE	DX09	305.5	OPIOID ABUSE	3055
DX_DRUG	DRUG ABUSE OR DEPENDENCE	DX09	305.50	OPIOID ABUSE, UNSPECIFIED	30550
DX_DRUG	DRUG ABUSE OR DEPENDENCE	DX09	305.51	OPIOID ABUSE, CONTINUOUS	30551
DX_DRUG	DRUG ABUSE OR DEPENDENCE	DX09	305.52	OPIOID ABUSE, EPISODIC	30552

Boehringer Ingelheim
Statistical and Epidemiological Analysis Plan (SEAP) for Non-Interventional Study
(NIS)
BI Study Number 1245-0228

Proprietary confidential information © 2023 Boehringer Ingelheim International GmbH or one or more of its affiliated companies

DX_DRUG	DRUG ABUSE OR DEPENDENCE	DX10	F12.22	CANNABIS DEPENDENCE WITH INTOXICATION	F1222
DX_DRUG	DRUG ABUSE OR DEPENDENCE	DX10	F12.220	CANNABIS DEPENDENCE WITH INTOXICATION, UNCOMPLICATED	F12220
DX_DRUG	DRUG ABUSE OR DEPENDENCE	DX10	F12.221	CANNABIS DEPENDENCE WITH INTOXICATION DELIRIUM	F12221
DX_DRUG	DRUG ABUSE OR DEPENDENCE	DX10	F12.222	CANNABIS DEPENDENCE WITH INTOXICATION WITH PERCEPTUAL DISTURBANCE	F12222
DX_DRUG	DRUG ABUSE OR DEPENDENCE	DX10	F12.229	CANNABIS DEPENDENCE WITH INTOXICATION, UNSPECIFIED	F12229
DX_DRUG	DRUG ABUSE OR DEPENDENCE	DX10	F12.23	CANNABIS DEPENDENCE WITH WITHDRAWAL	F1223
DX_DRUG	DRUG ABUSE OR DEPENDENCE	DX10	F12.25	CANNABIS DEPENDENCE WITH PSYCHOTIC DISORDER	F1225
DX_DRUG	DRUG ABUSE OR DEPENDENCE	DX10	F12.250	CANNABIS DEPENDENCE WITH PSYCHOTIC DISORDER WITH DELUSIONS	F12250
DX_DRUG	DRUG ABUSE OR DEPENDENCE	DX10	F12.251	CANNABIS DEPENDENCE WITH PSYCHOTIC DISORDER WITH HALLUCINATIONS	F12251
DX_DRUG	DRUG ABUSE OR DEPENDENCE	DX10	F12.259	CANNABIS DEPENDENCE WITH PSYCHOTIC DISORDER, UNSPECIFIED	F12259
DX_DRUG	DRUG ABUSE OR DEPENDENCE	DX10	F12.28	CANNABIS DEPENDENCE WITH OTHER CANNABIS-INDUCED DISORDER	F1228
DX_DRUG	DRUG ABUSE OR DEPENDENCE	DX10	F12.280	CANNABIS DEPENDENCE WITH CANNABIS-INDUCED ANXIETY DISORDER	F12280
DX_DRUG	DRUG ABUSE OR DEPENDENCE	DX10	F12.288	CANNABIS DEPENDENCE WITH OTHER CANNABIS-INDUCED DISORDER	F12288
DX_DRUG	DRUG ABUSE OR DEPENDENCE	DX10	F12.29	CANNABIS DEPENDENCE WITH UNSPECIFIED CANNABIS-INDUCED DISORDER	F1229
DX_DRUG	DRUG ABUSE OR DEPENDENCE	DX10	F12.9	CANNABIS USE, UNSPECIFIED	F129
DX_DRUG	DRUG ABUSE OR DEPENDENCE	DX10	F12.90	CANNABIS USE, UNSPECIFIED, UNCOMPLICATED	F1290
DX_DRUG	DRUG ABUSE OR DEPENDENCE	DX10	F12.92	CANNABIS USE, UNSPECIFIED WITH INTOXICATION	F1292
DX_DRUG	DRUG ABUSE OR DEPENDENCE	DX10	F12.920	CANNABIS USE, UNSPECIFIED WITH INTOXICATION, UNCOMPLICATED	F12920
DX_DRUG	DRUG ABUSE OR DEPENDENCE	DX10	F12.921	CANNABIS USE, UNSPECIFIED WITH INTOXICATION DELIRIUM	F12921
DX_DRUG	DRUG ABUSE OR DEPENDENCE	DX10	F12.922	CANNABIS USE, UNSPECIFIED WITH INTOXICATION WITH PERCEPTUAL DISTURBANCE	F12922
DX_DRUG	DRUG ABUSE OR DEPENDENCE	DX10	F12.929	CANNABIS USE, UNSPECIFIED WITH INTOXICATION, UNSPECIFIED	F12929
DX_DRUG	DRUG ABUSE OR DEPENDENCE	DX10	F12.93	CANNABIS USE, UNSPECIFIED WITH WITHDRAWAL	F1293
DX_DRUG	DRUG ABUSE OR DEPENDENCE	DX10	F12.95	CANNABIS USE, UNSPECIFIED WITH PSYCHOTIC DISORDER	F1295
DX_DRUG	DRUG ABUSE OR DEPENDENCE	DX10	F12.950	CANNABIS USE, UNSPECIFIED WITH PSYCHOTIC DISORDER WITH DELUSIONS	F12950
DX_DRUG	DRUG ABUSE OR DEPENDENCE	DX10	F12.951	CANNABIS USE, UNSPECIFIED WITH PSYCHOTIC DISORDER WITH HALLUCINATIONS	F12951
DX_DRUG	DRUG ABUSE OR DEPENDENCE	DX10	F12.959	CANNABIS USE, UNSPECIFIED WITH PSYCHOTIC DISORDER, UNSPECIFIED	F12959
DX_DRUG	DRUG ABUSE OR DEPENDENCE	DX10	F12.98	CANNABIS USE, UNSPECIFIED WITH OTHER CANNABIS-INDUCED DISORDER	F1298
DX_DRUG	DRUG ABUSE OR DEPENDENCE	DX10	F12.980	CANNABIS USE, UNSPECIFIED WITH ANXIETY DISORDER	F12980
DX_DRUG	DRUG ABUSE OR DEPENDENCE	DX10	F12.988	CANNABIS USE, UNSPECIFIED WITH OTHER CANNABIS-INDUCED DISORDER	F12988
DX_DRUG	DRUG ABUSE OR DEPENDENCE	DX10	F12.99	CANNABIS USE, UNSPECIFIED WITH UNSPECIFIED CANNABIS-INDUCED DISORDER	F1299
DX_DRUG	DRUG ABUSE OR DEPENDENCE	DX10	F13	SEDATIVE, HYPNOTIC, OR ANXIOLYTIC-RELATED DISORDERS	F13
DX_DRUG	DRUG ABUSE OR DEPENDENCE	DX10	F13.1	SEDATIVE, HYPNOTIC OR ANXIOLYTIC-RELATED ABUSE	F131
DX_DRUG	DRUG ABUSE OR DEPENDENCE	DX10	F13.10	SEDATIVE, HYPNOTIC OR ANXIOLYTIC ABUSE, UNCOMPLICATED	F1310
DX_DRUG	DRUG ABUSE OR DEPENDENCE	DX10	F13.11	SEDATIVE, HYPNOTIC OR ANXIOLYTIC ABUSE, IN REMISSION	F1311
DX_DRUG	DRUG ABUSE OR DEPENDENCE	DX10	F13.12	SEDATIVE, HYPNOTIC OR ANXIOLYTIC ABUSE WITH INTOXICATION	F1312
DX_DRUG	DRUG ABUSE OR DEPENDENCE	DX10	F13.120	SEDATIVE, HYPNOTIC OR ANXIOLYTIC ABUSE WITH INTOXICATION, UNCOMPLICATED	F13120
DX_DRUG	DRUG ABUSE OR DEPENDENCE	DX10	F13.121	SEDATIVE, HYPNOTIC OR ANXIOLYTIC ABUSE WITH INTOXICATION DELIRIUM	F13121
DX_DRUG	DRUG ABUSE OR DEPENDENCE	DX10	F13.129	SEDATIVE, HYPNOTIC OR ANXIOLYTIC ABUSE WITH INTOXICATION, UNSPECIFIED	F13129
DX_DRUG	DRUG ABUSE OR DEPENDENCE	DX10	F13.13	SEDATIVE, HYPNOTIC OR ANXIOLYTIC ABUSE WITH WITHDRAWAL	F1313
DX_DRUG	DRUG ABUSE OR DEPENDENCE	DX10	F13.130	SEDATIVE, HYPNOTIC OR ANXIOLYTIC ABUSE WITH WITHDRAWAL, UNCOMPLICATED	F13130
DX_DRUG	DRUG ABUSE OR DEPENDENCE	DX10	F13.131	SEDATIVE, HYPNOTIC OR ANXIOLYTIC ABUSE WITH WITHDRAWAL DELIRIUM	F13131
DX_DRUG	DRUG ABUSE OR DEPENDENCE	DX10	F13.132	SEDATIVE, HYPNOTIC OR ANXIOLYTIC ABUSE WITH WITHDRAWAL WITH PERCEPTUAL DISTURBANCE	F13132
DX_DRUG	DRUG ABUSE OR DEPENDENCE	DX10	F13.139	SEDATIVE, HYPNOTIC OR ANXIOLYTIC ABUSE WITH WITHDRAWAL, UNSPECIFIED	F13139
DX_DRUG	DRUG ABUSE OR DEPENDENCE	DX10	F13.14	SEDATIVE, HYPNOTIC OR ANXIOLYTIC ABUSE WITH SEDATIVE, HYPNOTIC OR ANXIOLYTIC-INDUCED MOOD DISORDER	F1314
DX_DRUG	DRUG ABUSE OR DEPENDENCE	DX10	F13.15	SEDATIVE, HYPNOTIC OR ANXIOLYTIC ABUSE WITH SEDATIVE, HYPNOTIC OR ANXIOLYTIC-INDUCED PSYCHOTIC DISORDER	F1315
DX_DRUG	DRUG ABUSE OR DEPENDENCE	DX10	F13.150	SEDATIVE, HYPNOTIC OR ANXIOLYTIC ABUSE WITH SEDATIVE, HYPNOTIC OR ANXIOLYTIC-INDUCED PSYCHOTIC DISORDER WITH DELUSIONS	F13150
DX_DRUG	DRUG ABUSE OR DEPENDENCE	DX10	F13.151	SEDATIVE, HYPNOTIC OR ANXIOLYTIC ABUSE WITH SEDATIVE, HYPNOTIC OR ANXIOLYTIC-INDUCED PSYCHOTIC DISORDER WITH HALLUCINATIONS	F13151
DX_DRUG	DRUG ABUSE OR DEPENDENCE	DX10	F13.159	SEDATIVE, HYPNOTIC OR ANXIOLYTIC ABUSE WITH SEDATIVE, HYPNOTIC OR ANXIOLYTIC-INDUCED PSYCHOTIC DISORDER, UNSPECIFIED	F13159
DX_DRUG	DRUG ABUSE OR DEPENDENCE	DX10	F13.18	SEDATIVE, HYPNOTIC OR ANXIOLYTIC ABUSE WITH OTHER SEDATIVE, HYPNOTIC OR ANXIOLYTIC-INDUCED DISORDERS	F1318
DX_DRUG	DRUG ABUSE OR DEPENDENCE	DX10	F13.180	SEDATIVE, HYPNOTIC OR ANXIOLYTIC ABUSE WITH SEDATIVE, HYPNOTIC OR ANXIOLYTIC-INDUCED ANXIETY DISORDER	F13180
DX_DRUG	DRUG ABUSE OR DEPENDENCE	DX10	F13.181	SEDATIVE, HYPNOTIC OR ANXIOLYTIC ABUSE WITH SEDATIVE, HYPNOTIC OR ANXIOLYTIC-INDUCED SEXUAL DYSFUNCTION	F13181
DX_DRUG	DRUG ABUSE OR DEPENDENCE	DX10	F13.182	SEDATIVE, HYPNOTIC OR ANXIOLYTIC ABUSE WITH SEDATIVE, HYPNOTIC OR ANXIOLYTIC-INDUCED SLEEP DISORDER	F13182
DX_DRUG	DRUG ABUSE OR DEPENDENCE	DX10	F13.188	SEDATIVE, HYPNOTIC OR ANXIOLYTIC ABUSE WITH OTHER SEDATIVE, HYPNOTIC OR ANXIOLYTIC-INDUCED DISORDER	F13188
DX_DRUG	DRUG ABUSE OR DEPENDENCE	DX10	F13.19	SEDATIVE, HYPNOTIC OR ANXIOLYTIC ABUSE WITH UNSPECIFIED SEDATIVE, HYPNOTIC OR ANXIOLYTIC-INDUCED DISORDER	F1319
DX_DRUG	DRUG ABUSE OR DEPENDENCE	DX10	F13.2	SEDATIVE, HYPNOTIC OR ANXIOLYTIC-RELATED DEPENDENCE	F132
DX_DRUG	DRUG ABUSE OR DEPENDENCE	DX10	F13.20	SEDATIVE, HYPNOTIC OR ANXIOLYTIC DEPENDENCE, UNCOMPLICATED	F1320
DX_DRUG	DRUG ABUSE OR DEPENDENCE	DX10	F13.21	SEDATIVE, HYPNOTIC OR ANXIOLYTIC DEPENDENCE, IN REMISSION	F1321
DX_DRUG	DRUG ABUSE OR DEPENDENCE	DX10	F13.22	SEDATIVE, HYPNOTIC OR ANXIOLYTIC DEPENDENCE WITH INTOXICATION	F1322
DX_DRUG	DRUG ABUSE OR DEPENDENCE	DX10	F13.220	SEDATIVE, HYPNOTIC OR ANXIOLYTIC DEPENDENCE WITH INTOXICATION, UNCOMPLICATED	F13220
DX_DRUG	DRUG ABUSE OR DEPENDENCE	DX10	F13.221	SEDATIVE, HYPNOTIC OR ANXIOLYTIC DEPENDENCE WITH INTOXICATION DELIRIUM	F13221
DX_DRUG	DRUG ABUSE OR DEPENDENCE	DX10	F13.229	SEDATIVE, HYPNOTIC OR ANXIOLYTIC DEPENDENCE WITH INTOXICATION, UNSPECIFIED	F13229
DX_DRUG	DRUG ABUSE OR DEPENDENCE	DX10	F13.23	SEDATIVE, HYPNOTIC OR ANXIOLYTIC DEPENDENCE WITH WITHDRAWAL	F1323
DX_DRUG	DRUG ABUSE OR DEPENDENCE	DX10	F13.230	SEDATIVE, HYPNOTIC OR ANXIOLYTIC DEPENDENCE WITH WITHDRAWAL, UNCOMPLICATED	F13230
DX_DRUG	DRUG ABUSE OR DEPENDENCE	DX10	F13.231	SEDATIVE, HYPNOTIC OR ANXIOLYTIC DEPENDENCE WITH WITHDRAWAL DELIRIUM	F13231
DX_DRUG	DRUG ABUSE OR DEPENDENCE	DX10	F13.232	SEDATIVE, HYPNOTIC OR ANXIOLYTIC DEPENDENCE WITH WITHDRAWAL WITH PERCEPTUAL DISTURBANCE	F13232
DX_DRUG	DRUG ABUSE OR DEPENDENCE	DX10	F13.239	SEDATIVE, HYPNOTIC OR ANXIOLYTIC DEPENDENCE WITH WITHDRAWAL, UNSPECIFIED	F13239
DX_DRUG	DRUG ABUSE OR DEPENDENCE	DX10	F13.24	SEDATIVE, HYPNOTIC OR ANXIOLYTIC DEPENDENCE WITH SEDATIVE, HYPNOTIC OR ANXIOLYTIC-INDUCED MOOD DISORDER	F1324
DX_DRUG	DRUG ABUSE OR DEPENDENCE	DX10	F13.25	SEDATIVE, HYPNOTIC OR ANXIOLYTIC DEPENDENCE WITH SEDATIVE, HYPNOTIC OR ANXIOLYTIC-INDUCED PSYCHOTIC DISORDER	F1325
DX_DRUG	DRUG ABUSE OR DEPENDENCE	DX10	F13.250	SEDATIVE, HYPNOTIC OR ANXIOLYTIC DEPENDENCE WITH SEDATIVE, HYPNOTIC OR ANXIOLYTIC-INDUCED PSYCHOTIC DISORDER WITH DELUSIONS	F13250
DX_DRUG	DRUG ABUSE OR DEPENDENCE	DX10	F13.251	SEDATIVE, HYPNOTIC OR ANXIOLYTIC DEPENDENCE WITH SEDATIVE, HYPNOTIC OR ANXIOLYTIC-INDUCED PSYCHOTIC DISORDER WITH HALLUCINATIONS	F13251
DX_DRUG	DRUG ABUSE OR DEPENDENCE	DX10	F13.259	SEDATIVE, HYPNOTIC OR ANXIOLYTIC DEPENDENCE WITH SEDATIVE, HYPNOTIC OR ANXIOLYTIC-INDUCED PSYCHOTIC DISORDER, UNSPECIFIED	F13259
DX_DRUG	DRUG ABUSE OR DEPENDENCE	DX10	F13.26	SEDATIVE, HYPNOTIC OR ANXIOLYTIC DEPENDENCE WITH SEDATIVE, HYPNOTIC OR ANXIOLYTIC-INDUCED PERSISTING AMNESTIC DISORDER	F1326
DX_DRUG	DRUG ABUSE OR DEPENDENCE	DX10	F13.27	SEDATIVE, HYPNOTIC OR ANXIOLYTIC DEPENDENCE WITH SEDATIVE, HYPNOTIC OR ANXIOLYTIC-INDUCED PERSISTING DEMENTIA	F1327
DX_DRUG	DRUG ABUSE OR DEPENDENCE	DX10	F13.28	SEDATIVE, HYPNOTIC OR ANXIOLYTIC DEPENDENCE WITH OTHER SEDATIVE, HYPNOTIC OR ANXIOLYTIC-INDUCED DISORDERS	F1328
DX_DRUG	DRUG ABUSE OR DEPENDENCE	DX10	F13.280	SEDATIVE, HYPNOTIC OR ANXIOLYTIC DEPENDENCE WITH SEDATIVE, HYPNOTIC OR ANXIOLYTIC-INDUCED ANXIETY DISORDER	F13280
DX_DRUG	DRUG ABUSE OR DEPENDENCE	DX10	F13.281	SEDATIVE, HYPNOTIC OR ANXIOLYTIC DEPENDENCE WITH SEDATIVE, HYPNOTIC OR ANXIOLYTIC-INDUCED SEXUAL DYSFUNCTION	F13281

Boehringer Ingelheim Statistical and Epidemiological Analysis Plan (SEAP) for Non-Interventional Study (NIS) BI Study Number 1245-0228

Proprietary confidential information © 2023 Boehringer Ingelheim International GmbH or one or more of its affiliated companies

DX_DRUG	DRUG ABUSE OR DEPENDENCE	DX10	F13.282	SEDATIVE, HYPNOTIC OR ANXIOLYTIC DEPENDENCE WITH SEDATIVE, HYPNOTIC OR ANXIOLYTIC-INDUCED SLEEP DISORDER	F13282
DX_DRUG	DRUG ABUSE OR DEPENDENCE	DX10	F13.288	SEDATIVE, HYPNOTIC OR ANXIOLYTIC DEPENDENCE WITH OTHER SEDATIVE, HYPNOTIC OR ANXIOLYTIC-INDUCED DISORDER	F13288
DX_DRUG	DRUG ABUSE OR DEPENDENCE	DX10	F13.29	SEDATIVE, HYPNOTIC OR ANXIOLYTIC DEPENDENCE WITH UNSPECIFIED SEDATIVE, HYPNOTIC OR ANXIOLYTIC-INDUCED DISORDER	F1329
DX_DRUG	DRUG ABUSE OR DEPENDENCE	DX10	F13.9	SEDATIVE, HYPNOTIC OR ANXIOLYTIC-RELATED USE, UNSPECIFIED	F139
DX_DRUG	DRUG ABUSE OR DEPENDENCE	DX10	F13.90	SEDATIVE, HYPNOTIC, OR ANXIOLYTIC USE, UNSPECIFIED, UNCOMPLICATED	F1390
DX_DRUG	DRUG ABUSE OR DEPENDENCE	DX10	F13.92	SEDATIVE, HYPNOTIC, OR ANXIOLYTIC USE, UNSPECIFIED WITH INTOXICATION	F1392
DX_DRUG	DRUG ABUSE OR DEPENDENCE	DX10	F13.920	SEDATIVE, HYPNOTIC OR ANXIOLYTIC USE, UNSPECIFIED WITH INTOXICATION,	F13920
DX_DRUG	DRUG ABUSE OR DEPENDENCE	DX10	F13.921	SEDATIVE, HYPNOTIC OR ANXIOLYTIC USE, UNSPECIFIED WITH INTOXICATION DELIRIUM	F13921
DX_DRUG	DRUG ABUSE OR DEPENDENCE	DX10	F13.929	SEDATIVE, HYPNOTIC OR ANXIOLYTIC USE, UNSPECIFIED WITH INTOXICATION, UNSPECIFIED	F13929
DX_DRUG	DRUG ABUSE OR DEPENDENCE	DX10	F13.93	SEDATIVE, HYPNOTIC OR ANXIOLYTIC USE, UNSPECIFIED WITH WITHDRAWAL	F1393
DX_DRUG	DRUG ABUSE OR DEPENDENCE	DX10	F13.930	SEDATIVE, HYPNOTIC OR ANXIOLYTIC USE, UNSPECIFIED WITH WITHDRAWAL, UNCOMPLICATED	F13930
DX_DRUG	DRUG ABUSE OR DEPENDENCE	DX10	F13.931	SEDATIVE, HYPNOTIC OR ANXIOLYTIC USE, UNSPECIFIED WITH WITHDRAWAL DELIRIUM	F13931
DX_DRUG	DRUG ABUSE OR DEPENDENCE	DX10	F13.932	SEDATIVE, HYPNOTIC OR ANXIOLYTIC USE, UNSPECIFIED WITH WITHDRAWAL WITH PERCEPTUAL DISTURBANCES	F13932
DX_DRUG	DRUG ABUSE OR DEPENDENCE	DX10	F13.939	SEDATIVE, HYPNOTIC OR ANXIOLYTIC USE, UNSPECIFIED WITH WITHDRAWAL, UNSPECIFIED	F13939
DX_DRUG	DRUG ABUSE OR DEPENDENCE	DX10	F13.94	SEDATIVE, HYPNOTIC OR ANXIOLYTIC USE, UNSPECIFIED WITH SEDATIVE, HYPNOTIC OR ANXIOLYTIC-INDUCED MOOD DISORDER	F1394
DX_DRUG	DRUG ABUSE OR DEPENDENCE	DX10	F13.95	SEDATIVE, HYPNOTIC OR ANXIOLYTIC USE, UNSPECIFIED WITH SEDATIVE, HYPNOTIC OR ANXIOLYTIC-INDUCED PSYCHOTIC DISORDER	F1395
DX_DRUG	DRUG ABUSE OR DEPENDENCE	DX10	F13.950	SEDATIVE, HYPNOTIC OR ANXIOLYTIC USE, UNSPECIFIED WITH SEDATIVE, HYPNOTIC OR ANXIOLYTIC-INDUCED PSYCHOTIC DISORDER WITH DELUSIONS	F13950
DX_DRUG	DRUG ABUSE OR DEPENDENCE	DX10	F13.951	SEDATIVE, HYPNOTIC OR ANXIOLYTIC USE, UNSPECIFIED WITH SEDATIVE, HYPNOTIC OR ANXIOLYTIC-INDUCED PSYCHOTIC DISORDER WITH HALLUCINATIONS	F13951
DX_DRUG	DRUG ABUSE OR DEPENDENCE	DX10	F13.959	SEDATIVE, HYPNOTIC OR ANXIOLYTIC USE, UNSPECIFIED WITH SEDATIVE, HYPNOTIC OR ANXIOLYTIC-INDUCED PSYCHOTIC DISORDER, UNSPECIFIED	F13959
DX_DRUG	DRUG ABUSE OR DEPENDENCE	DX10	F13.96	SEDATIVE, HYPNOTIC OR ANXIOLYTIC USE, UNSPECIFIED WITH SEDATIVE, HYPNOTIC OR ANXIOLYTIC-INDUCED PERSISTING AMNESTIC DISORDER	F1396
DX_DRUG	DRUG ABUSE OR DEPENDENCE	DX10	F13.97	SEDATIVE, HYPNOTIC OR ANXIOLYTIC USE, UNSPECIFIED WITH SEDATIVE, HYPNOTIC OR ANXIOLYTIC-INDUCED PERSISTING DEMENTIA	F1397
DX_DRUG	DRUG ABUSE OR DEPENDENCE	DX10	F13.98	SEDATIVE, HYPNOTIC OR ANXIOLYTIC USE, UNSPECIFIED WITH OTHER SEDATIVE, HYPNOTIC OR ANXIOLYTIC-INDUCED DISORDERS	F1398
DX_DRUG	DRUG ABUSE OR DEPENDENCE	DX10	F13.980	SEDATIVE, HYPNOTIC OR ANXIOLYTIC USE, UNSPECIFIED WITH SEDATIVE, HYPNOTIC OR ANXIOLYTIC-INDUCED ANXIETY DISORDER	F13980
DX_DRUG	DRUG ABUSE OR DEPENDENCE	DX10	F13.981	SEDATIVE, HYPNOTIC OR ANXIOLYTIC USE, UNSPECIFIED WITH SEDATIVE, HYPNOTIC OR ANXIOLYTIC-INDUCED SEXUAL DYSFUNCTION	F13981
DX_DRUG	DRUG ABUSE OR DEPENDENCE	DX10	F13.982	SEDATIVE, HYPNOTIC OR ANXIOLYTIC USE, UNSPECIFIED WITH SEDATIVE, HYPNOTIC OR ANXIOLYTIC-INDUCED SLEEP DISORDER	F13982
DX_DRUG	DRUG ABUSE OR DEPENDENCE	DX10	F13.988	SEDATIVE, HYPNOTIC OR ANXIOLYTIC USE, UNSPECIFIED WITH OTHER SEDATIVE, HYPNOTIC OR ANXIOLYTIC-INDUCED DISORDER	F13988
DX_DRUG	DRUG ABUSE OR DEPENDENCE	DX10	F13.99	SEDATIVE, HYPNOTIC OR ANXIOLYTIC USE, UNSPECIFIED WITH UNSPECIFIED SEDATIVE, HYPNOTIC OR ANXIOLYTIC-INDUCED DISORDER	F1399
DX_DRUG	DRUG ABUSE OR DEPENDENCE	DX10	F14	COCAINE RELATED DISORDERS	F14
DX_DRUG	DRUG ABUSE OR DEPENDENCE	DX10	F14.1	COCAINE ABUSE	F141
DX_DRUG	DRUG ABUSE OR DEPENDENCE	DX10	F14.10	COCAINE ABUSE, UNCOMPLICATED	F1410
DX_DRUG	DRUG ABUSE OR DEPENDENCE	DX10	F14.11	COCAINE ABUSE, IN REMISSION	F1411
DX_DRUG	DRUG ABUSE OR DEPENDENCE	DX10	F14.12	COCAINE ABUSE WITH INTOXICATION	F1412
DX_DRUG	DRUG ABUSE OR DEPENDENCE	DX10	F14.120	COCAINE ABUSE WITH INTOXICATION, UNCOMPLICATED	F14120
DX_DRUG	DRUG ABUSE OR DEPENDENCE	DX10	F14.121	COCAINE ABUSE WITH INTOXICATION WITH DELIRIUM	F14121
DX_DRUG	DRUG ABUSE OR DEPENDENCE	DX10	F14.122	COCAINE ABUSE WITH INTOXICATION WITH PERCEPTUAL DISTURBANCE	F14122
DX_DRUG	DRUG ABUSE OR DEPENDENCE	DX10	F14.129	COCAINE ABUSE WITH INTOXICATION, UNSPECIFIED	F14129
DX_DRUG	DRUG ABUSE OR DEPENDENCE	DX10	F14.13	COCAINE ABUSE, UNSPECIFIED WITH WITHDRAWAL	F1413
DX_DRUG	DRUG ABUSE OR DEPENDENCE	DX10	F14.14	COCAINE ABUSE WITH COCAINE-INDUCED MOOD DISORDER	F1414
DX_DRUG	DRUG ABUSE OR DEPENDENCE	DX10	F14.15	COCAINE ABUSE WITH COCAINE-INDUCED PSYCHOTIC DISORDER	F1415
DX_DRUG	DRUG ABUSE OR DEPENDENCE	DX10	F14.150	COCAINE ABUSE WITH COCAINE-INDUCED PSYCHOTIC DISORDER WITH DELUSIONS	F14150
DX_DRUG	DRUG ABUSE OR DEPENDENCE	DX10	F14.151	COCAINE ABUSE WITH COCAINE-INDUCED PSYCHOTIC DISORDER WITH HALLUCINATIONS	F14151
DX_DRUG	DRUG ABUSE OR DEPENDENCE	DX10	F14.159	COCAINE ABUSE WITH COCAINE-INDUCED PSYCHOTIC DISORDER, UNSPECIFIED	F14159
DX_DRUG	DRUG ABUSE OR DEPENDENCE	DX10	F14.18	COCAINE ABUSE WITH OTHER COCAINE-INDUCED DISORDER	F1418
DX_DRUG	DRUG ABUSE OR DEPENDENCE	DX10	F14.180	COCAINE ABUSE WITH COCAINE-INDUCED ANXIETY DISORDER	F14180
DX_DRUG	DRUG ABUSE OR DEPENDENCE	DX10	F14.181	COCAINE ABUSE WITH COCAINE-INDUCED SEXUAL DYSFUNCTION	F14181
DX_DRUG	DRUG ABUSE OR DEPENDENCE	DX10	F14.182	COCAINE ABUSE WITH COCAINE-INDUCED SLEEP DISORDER	F14182
DX_DRUG	DRUG ABUSE OR DEPENDENCE	DX10	F14.188	COCAINE ABUSE WITH OTHER COCAINE-INDUCED DISORDER	F14188
DX_DRUG	DRUG ABUSE OR DEPENDENCE	DX10	F14.19	COCAINE ABUSE WITH UNSPECIFIED COCAINE-INDUCED DISORDER	F1419
DX_DRUG	DRUG ABUSE OR DEPENDENCE	DX10	F14.2	COCAINE DEPENDENCE	F142
DX_DRUG	DRUG ABUSE OR DEPENDENCE	DX10	F14.20	COCAINE DEPENDENCE, UNCOMPLICATED	F1420
DX_DRUG	DRUG ABUSE OR DEPENDENCE	DX10	F14.21	COCAINE DEPENDENCE, IN REMISSION	F1421
DX_DRUG	DRUG ABUSE OR DEPENDENCE	DX10	F14.22	COCAINE DEPENDENCE WITH INTOXICATION	F1422
DX_DRUG	DRUG ABUSE OR DEPENDENCE	DX10	F14.220	COCAINE DEPENDENCE WITH INTOXICATION, UNCOMPLICATED	F14220
DX_DRUG	DRUG ABUSE OR DEPENDENCE	DX10	F14.221	COCAINE DEPENDENCE WITH INTOXICATION DELIRIUM	F14221
DX_DRUG	DRUG ABUSE OR DEPENDENCE	DX10	F14.222	COCAINE DEPENDENCE WITH INTOXICATION WITH PERCEPTUAL DISTURBANCE	F14222
DX_DRUG	DRUG ABUSE OR DEPENDENCE	DX10	F14.229	COCAINE DEPENDENCE WITH INTOXICATION, UNSPECIFIED	F14229
DX_DRUG	DRUG ABUSE OR DEPENDENCE	DX10	F14.23	COCAINE DEPENDENCE WITH WITHDRAWAL	F1423
DX_DRUG	DRUG ABUSE OR DEPENDENCE	DX10	F14.24	COCAINE DEPENDENCE WITH COCAINE-INDUCED MOOD DISORDER	F1424
DX_DRUG	DRUG ABUSE OR DEPENDENCE	DX10	F14.25	COCAINE DEPENDENCE WITH COCAINE-INDUCED PSYCHOTIC DISORDER	F1425
DX_DRUG	DRUG ABUSE OR DEPENDENCE	DX10	F14.250	COCAINE DEPENDENCE WITH COCAINE-INDUCED PSYCHOTIC DISORDER WITH DELUSIONS	F14250
DX_DRUG	DRUG ABUSE OR DEPENDENCE	DX10	F14.251	COCAINE DEPENDENCE WITH COCAINE-INDUCED PSYCHOTIC DISORDER WITH HALLUCINATIONS	F14251
DX_DRUG	DRUG ABUSE OR DEPENDENCE	DX10	F14.259	COCAINE DEPENDENCE WITH COCAINE-INDUCED PSYCHOTIC DISORDER, UNSPECIFIED	F14259
DX_DRUG	DRUG ABUSE OR DEPENDENCE	DX10	F14.28	COCAINE DEPENDENCE WITH OTHER COCAINE-INDUCED DISORDER	F1428
DX_DRUG	DRUG ABUSE OR DEPENDENCE	DX10	F14.280	COCAINE DEPENDENCE WITH COCAINE-INDUCED ANXIETY DISORDER	F14280
DX_DRUG	DRUG ABUSE OR DEPENDENCE	DX10	F14.281	COCAINE DEPENDENCE WITH COCAINE-INDUCED SEXUAL DYSFUNCTION	F14281
DX_DRUG	DRUG ABUSE OR DEPENDENCE	DX10	F14.282	COCAINE DEPENDENCE WITH COCAINE-INDUCED SLEEP DISORDER	F14282
DX_DRUG	DRUG ABUSE OR DEPENDENCE	DX10	F14.288	COCAINE DEPENDENCE WITH OTHER COCAINE-INDUCED DISORDER	F14288
DX_DRUG	DRUG ABUSE OR DEPENDENCE	DX10	F14.29	COCAINE DEPENDENCE WITH UNSPECIFIED COCAINE-INDUCED DISORDER	F1429
DX_DRUG	DRUG ABUSE OR DEPENDENCE	DX10	F14.9	COCAINE USE, UNSPECIFIED	F149
DX_DRUG	DRUG ABUSE OR DEPENDENCE	DX10	F14.90	COCAINE USE, UNSPECIFIED, UNCOMPLICATED	F1490
DX_DRUG	DRUG ABUSE OR DEPENDENCE	DX10	F14.92	COCAINE USE, UNSPECIFIED WITH INTOXICATION	F1492
DX_DRUG	DRUG ABUSE OR DEPENDENCE	DX10	F14.920	COCAINE USE, UNSPECIFIED WITH INTOXICATION, UNCOMPLICATED	F14920
DX_DRUG	DRUG ABUSE OR DEPENDENCE	DX10	F14.921	COCAINE USE, UNSPECIFIED WITH INTOXICATION DELIRIUM	F14921
DX_DRUG	DRUG ABUSE OR DEPENDENCE	DX10	F14.922	COCAINE USE, UNSPECIFIED WITH INTOXICATION WITH PERCEPTUAL DISTURBANCE	F14922
DX_DRUG	DRUG ABUSE OR DEPENDENCE	DX10	F14.929	COCAINE USE, UNSPECIFIED WITH INTOXICATION, UNSPECIFIED	F14929
DX_DRUG	DRUG ABUSE OR DEPENDENCE	DX10	F14.93	COCAINE USE, UNSPECIFIED WITH WITHDRAWAL	F1493
DX_DRUG	DRUG ABUSE OR DEPENDENCE	DX10	F14.94	COCAINE USE, UNSPECIFIED WITH COCAINE-INDUCED MOOD DISORDER	F1494
DX_DRUG	DRUG ABUSE OR DEPENDENCE	DX10	F14.95	COCAINE USE, UNSPECIFIED WITH COCAINE-INDUCED PSYCHOTIC DISORDER	F1495

Boehringer Ingelheim
Statistical and Epidemiological Analysis Plan (SEAP) for Non-Interventional Study
(NIS)
BI Study Number 1245-0228

Proprietary confidential information © 2023 Boehringer Ingelheim International GmbH or one or more of its affiliated companies

DX_DRUG	DRUG ABUSE OR DEPENDENCE	DX10	F14.950	COCAINE USE, UNSPECIFIED WITH COCAINE-INDUCED PSYCHOTIC DISORDER WITH DELUSIONS	F14950
DX_DRUG	DRUG ABUSE OR DEPENDENCE	DX10	F14.951	COCAINE USE, UNSPECIFIED WITH COCAINE-INDUCED PSYCHOTIC DISORDER WITH HALLUCINATIONS	F14951
DX_DRUG	DRUG ABUSE OR DEPENDENCE	DX10	F14.959	COCAINE USE, UNSPECIFIED WITH COCAINE-INDUCED PSYCHOTIC DISORDER, UNSPECIFIED	F14959
DX_DRUG	DRUG ABUSE OR DEPENDENCE	DX10	F14.98	COCAINE USE, UNSPECIFIED WITH OTHER SPECIFIED COCAINE-INDUCED DISORDER	F1498
DX_DRUG	DRUG ABUSE OR DEPENDENCE	DX10	F14.980	COCAINE USE, UNSPECIFIED WITH COCAINE-INDUCED ANXIETY DISORDER	F14980
DX_DRUG	DRUG ABUSE OR DEPENDENCE	DX10	F14.981	COCAINE USE, UNSPECIFIED WITH COCAINE-INDUCED SEXUAL DYSFUNCTION	F14981
DX_DRUG	DRUG ABUSE OR DEPENDENCE	DX10	F14.982	COCAINE USE, UNSPECIFIED WITH COCAINE-INDUCED SLEEP DISORDER	F14982
DX_DRUG	DRUG ABUSE OR DEPENDENCE	DX10	F14.988	COCAINE USE, UNSPECIFIED WITH OTHER COCAINE-INDUCED DISORDER	F14988
DX_DRUG	DRUG ABUSE OR DEPENDENCE	DX10	F14.99	COCAINE USE, UNSPECIFIED WITH UNSPECIFIED COCAINE-INDUCED DISORDER	F1499
DX_DRUG	DRUG ABUSE OR DEPENDENCE	DX10	F15	OTHER STIMULANT RELATED DISORDERS	F15
DX_DRUG	DRUG ABUSE OR DEPENDENCE	DX10	F15.1	OTHER STIMULANT ABUSE	F151
DX_DRUG	DRUG ABUSE OR DEPENDENCE	DX10	F15.10	OTHER STIMULANT ABUSE, UNCOMPLICATED	F1510
DX_DRUG	DRUG ABUSE OR DEPENDENCE	DX10	F15.11	OTHER STIMULANT ABUSE, IN REMISSION	F1511
DX_DRUG	DRUG ABUSE OR DEPENDENCE	DX10	F15.12	OTHER STIMULANT ABUSE WITH INTOXICATION	F1512
DX_DRUG	DRUG ABUSE OR DEPENDENCE	DX10	F15.120	OTHER STIMULANT ABUSE WITH INTOXICATION, UNCOMPLICATED	F15120
DX_DRUG	DRUG ABUSE OR DEPENDENCE	DX10	F15.121	OTHER STIMULANT ABUSE WITH INTOXICATION DELIRIUM	F15121
DX_DRUG	DRUG ABUSE OR DEPENDENCE	DX10	F15.122	OTHER STIMULANT ABUSE WITH INTOXICATION WITH PERCEPTUAL DISTURBANCE	F15122
DX_DRUG	DRUG ABUSE OR DEPENDENCE	DX10	F15.129	OTHER STIMULANT ABUSE WITH INTOXICATION, UNSPECIFIED	F15129
DX_DRUG	DRUG ABUSE OR DEPENDENCE	DX10	F15.13	OTHER STIMULANT ABUSE WITH WITHDRAWAL	F1513
DX_DRUG	DRUG ABUSE OR DEPENDENCE	DX10	F15.14	OTHER STIMULANT ABUSE WITH STIMULANT-INDUCED MOOD DISORDER	F1514
DX_DRUG	DRUG ABUSE OR DEPENDENCE	DX10	F15.15	OTHER STIMULANT ABUSE WITH STIMULANT-INDUCED PSYCHOTIC DISORDER	F1515
DX_DRUG	DRUG ABUSE OR DEPENDENCE	DX10	F15.150	OTHER STIMULANT ABUSE WITH STIMULANT-INDUCED PSYCHOTIC DISORDER WITH DELUSIONS	F15150
DX_DRUG	DRUG ABUSE OR DEPENDENCE	DX10	F15.151	OTHER STIMULANT ABUSE WITH STIMULANT-INDUCED PSYCHOTIC DISORDER WITH HALLUCINATIONS	F15151
DX_DRUG	DRUG ABUSE OR DEPENDENCE	DX10	F15.159	OTHER STIMULANT ABUSE WITH STIMULANT-INDUCED PSYCHOTIC DISORDER, UNSPECIFIED	F15159
DX_DRUG	DRUG ABUSE OR DEPENDENCE	DX10	F15.18	OTHER STIMULANT ABUSE WITH OTHER STIMULANT-INDUCED DISORDER	F1518
DX_DRUG	DRUG ABUSE OR DEPENDENCE	DX10	F15.180	OTHER STIMULANT ABUSE WITH STIMULANT-INDUCED ANXIETY DISORDER	F15180
DX_DRUG	DRUG ABUSE OR DEPENDENCE	DX10	F15.181	OTHER STIMULANT ABUSE WITH STIMULANT-INDUCED SEXUAL DYSFUNCTION	F15181
DX_DRUG	DRUG ABUSE OR DEPENDENCE	DX10	F15.182	OTHER STIMULANT ABUSE WITH STIMULANT-INDUCED SLEEP DISORDER	F15182
DX_DRUG	DRUG ABUSE OR DEPENDENCE	DX10	F15.188	OTHER STIMULANT ABUSE WITH OTHER STIMULANT-INDUCED DISORDER	F15188
DX_DRUG	DRUG ABUSE OR DEPENDENCE	DX10	F15.19	OTHER STIMULANT ABUSE WITH UNSPECIFIED STIMULANT-INDUCED DISORDER	F1519
DX_DRUG	DRUG ABUSE OR DEPENDENCE	DX10	F15.2	OTHER STIMULANT DEPENDENCE	F152
DX_DRUG	DRUG ABUSE OR DEPENDENCE	DX10	F15.20	OTHER STIMULANT DEPENDENCE, UNCOMPLICATED	F1520
DX_DRUG	DRUG ABUSE OR DEPENDENCE	DX10	F15.21	OTHER STIMULANT DEPENDENCE, IN REMISSION	F1521
DX_DRUG	DRUG ABUSE OR DEPENDENCE	DX10	F15.22	OTHER STIMULANT DEPENDENCE WITH INTOXICATION	F1522
DX_DRUG	DRUG ABUSE OR DEPENDENCE	DX10	F15.220	OTHER STIMULANT DEPENDENCE WITH INTOXICATION, UNCOMPLICATED	F15220
DX_DRUG	DRUG ABUSE OR DEPENDENCE	DX10	F15.221	OTHER STIMULANT DEPENDENCE WITH INTOXICATION DELIRIUM	F15221
DX_DRUG	DRUG ABUSE OR DEPENDENCE	DX10	F15.222	OTHER STIMULANT DEPENDENCE WITH INTOXICATION WITH PERCEPTUAL DISTURBANCE	F15222
DX_DRUG	DRUG ABUSE OR DEPENDENCE	DX10	F15.229	OTHER STIMULANT DEPENDENCE WITH INTOXICATION, UNSPECIFIED	F15229
DX_DRUG	DRUG ABUSE OR DEPENDENCE	DX10	F15.23	OTHER STIMULANT DEPENDENCE WITH WITHDRAWAL	F1523
DX_DRUG	DRUG ABUSE OR DEPENDENCE	DX10	F15.24	OTHER STIMULANT DEPENDENCE WITH STIMULANT-INDUCED MOOD DISORDER	F1524
DX_DRUG	DRUG ABUSE OR DEPENDENCE	DX10	F15.25	OTHER STIMULANT DEPENDENCE WITH STIMULANT-INDUCED PSYCHOTIC DISORDER	F1525
DX_DRUG	DRUG ABUSE OR DEPENDENCE	DX10	F15.250	OTHER STIMULANT DEPENDENCE WITH STIMULANT-INDUCED PSYCHOTIC DISORDER WITH DELUSIONS	F15250
DX_DRUG	DRUG ABUSE OR DEPENDENCE	DX10	F15.251	OTHER STIMULANT DEPENDENCE WITH STIMULANT-INDUCED PSYCHOTIC DISORDER WITH HALLUCINATIONS	F15251
DX_DRUG	DRUG ABUSE OR DEPENDENCE	DX10	F15.259	OTHER STIMULANT DEPENDENCE WITH STIMULANT-INDUCED PSYCHOTIC DISORDER, UNSPECIFIED	F15259
DX_DRUG	DRUG ABUSE OR DEPENDENCE	DX10	F15.28	OTHER STIMULANT DEPENDENCE WITH OTHER STIMULANT-INDUCED DISORDER	F1528
DX_DRUG	DRUG ABUSE OR DEPENDENCE	DX10	F15.280	OTHER STIMULANT DEPENDENCE WITH STIMULANT-INDUCED ANXIETY DISORDER	F15280
DX_DRUG	DRUG ABUSE OR DEPENDENCE	DX10	F15.281	OTHER STIMULANT DEPENDENCE WITH STIMULANT-INDUCED SEXUAL DYSFUNCTION	F15281
DX_DRUG	DRUG ABUSE OR DEPENDENCE	DX10	F15.282	OTHER STIMULANT DEPENDENCE WITH STIMULANT-INDUCED SLEEP DISORDER	F15282
DX_DRUG	DRUG ABUSE OR DEPENDENCE	DX10	F15.288	OTHER STIMULANT DEPENDENCE WITH OTHER STIMULANT-INDUCED DISORDER	F15288
DX_DRUG	DRUG ABUSE OR DEPENDENCE	DX10	F15.29	OTHER STIMULANT DEPENDENCE WITH UNSPECIFIED STIMULANT-INDUCED DISORDER	F1529
DX_DRUG	DRUG ABUSE OR DEPENDENCE	DX10	F15.9	OTHER STIMULANT USE, UNSPECIFIED	F159
DX_DRUG	DRUG ABUSE OR DEPENDENCE	DX10	F15.90	OTHER STIMULANT USE, UNSPECIFIED, UNCOMPLICATED	F1590
DX_DRUG	DRUG ABUSE OR DEPENDENCE	DX10	F15.92	OTHER STIMULANT USE, UNSPECIFIED WITH INTOXICATION	F1592
DX_DRUG	DRUG ABUSE OR DEPENDENCE	DX10	F15.920	OTHER STIMULANT USE, UNSPECIFIED WITH INTOXICATION, UNCOMPLICATED	F15920
DX_DRUG	DRUG ABUSE OR DEPENDENCE	DX10	F15.921	OTHER STIMULANT USE, UNSPECIFIED WITH INTOXICATION DELIRIUM	F15921
DX_DRUG	DRUG ABUSE OR DEPENDENCE	DX10	F15.922	OTHER STIMULANT USE, UNSPECIFIED WITH INTOXICATION WITH PERCEPTUAL DISTURBANCE	F15922
DX_DRUG	DRUG ABUSE OR DEPENDENCE	DX10	F15.929	OTHER STIMULANT USE, UNSPECIFIED WITH INTOXICATION, UNSPECIFIED	F15929
DX_DRUG	DRUG ABUSE OR DEPENDENCE	DX10	F15.93	OTHER STIMULANT USE, UNSPECIFIED WITH WITHDRAWAL	F1593
DX_DRUG	DRUG ABUSE OR DEPENDENCE	DX10	F15.94	OTHER STIMULANT USE, UNSPECIFIED WITH STIMULANT-INDUCED MOOD DISORDER	F1594
DX_DRUG	DRUG ABUSE OR DEPENDENCE	DX10	F15.95	OTHER STIMULANT USE, UNSPECIFIED WITH STIMULANT-INDUCED PSYCHOTIC DISORDER	F1595
DX_DRUG	DRUG ABUSE OR DEPENDENCE	DX10	F15.950	OTHER STIMULANT USE, UNSPECIFIED WITH STIMULANT-INDUCED PSYCHOTIC DISORDER WITH DELUSIONS	F15950
DX_DRUG	DRUG ABUSE OR DEPENDENCE	DX10	F15.951	OTHER STIMULANT USE, UNSPECIFIED WITH STIMULANT-INDUCED PSYCHOTIC DISORDER WITH HALLUCINATIONS	F15951
DX_DRUG	DRUG ABUSE OR DEPENDENCE	DX10	F15.959	OTHER STIMULANT USE, UNSPECIFIED WITH STIMULANT-INDUCED PSYCHOTIC DISORDER, UNSPECIFIED	F15959
DX_DRUG	DRUG ABUSE OR DEPENDENCE	DX10	F15.98	OTHER STIMULANT USE, UNSPECIFIED WITH OTHER STIMULANT-INDUCED DISORDER	F1598
DX_DRUG	DRUG ABUSE OR DEPENDENCE	DX10	F15.980	OTHER STIMULANT USE, UNSPECIFIED WITH STIMULANT-INDUCED ANXIETY DISORDER	F15980
DX_DRUG	DRUG ABUSE OR DEPENDENCE	DX10	F15.981	OTHER STIMULANT USE, UNSPECIFIED WITH STIMULANT-INDUCED SEXUAL DYSFUNCTION	F15981
DX_DRUG	DRUG ABUSE OR DEPENDENCE	DX10	F15.982	OTHER STIMULANT USE, UNSPECIFIED WITH STIMULANT-INDUCED SLEEP DISORDER	F15982
DX_DRUG	DRUG ABUSE OR DEPENDENCE	DX10	F15.988	OTHER STIMULANT USE, UNSPECIFIED WITH OTHER STIMULANT-INDUCED DISORDER	F15988
DX_DRUG	DRUG ABUSE OR DEPENDENCE	DX10	F15.99	OTHER STIMULANT USE, UNSPECIFIED WITH UNSPECIFIED STIMULANT-INDUCED DISORDER	F1599
DX_DRUG	DRUG ABUSE OR DEPENDENCE	DX10	F16	HALLUCINOGEN RELATED DISORDERS	F16
DX_DRUG	DRUG ABUSE OR DEPENDENCE	DX10	F16.1	HALLUCINOGEN ABUSE	F161
DX_DRUG	DRUG ABUSE OR DEPENDENCE	DX10	F16.10	HALLUCINOGEN ABUSE, UNCOMPLICATED	F1610
DX_DRUG	DRUG ABUSE OR DEPENDENCE	DX10	F16.11	HALLUCINOGEN ABUSE, IN REMISSION	F1611
DX_DRUG	DRUG ABUSE OR DEPENDENCE	DX10	F16.12	HALLUCINOGEN ABUSE WITH INTOXICATION	F1612
DX_DRUG	DRUG ABUSE OR DEPENDENCE	DX10	F16.120	HALLUCINOGEN ABUSE WITH INTOXICATION, UNCOMPLICATED	F16120
DX_DRUG	DRUG ABUSE OR DEPENDENCE	DX10	F16.121	HALLUCINOGEN ABUSE WITH INTOXICATION WITH DELIRIUM	F16121
DX_DRUG	DRUG ABUSE OR DEPENDENCE	DX10	F16.122	HALLUCINOGEN ABUSE WITH INTOXICATION WITH PERCEPTUAL DISTURBANCE	F16122
DX_DRUG	DRUG ABUSE OR DEPENDENCE	DX10	F16.129	HALLUCINOGEN ABUSE WITH INTOXICATION, UNSPECIFIED	F16129
DX_DRUG	DRUG ABUSE OR DEPENDENCE	DX10	F16.14	HALLUCINOGEN ABUSE WITH HALLUCINOGEN-INDUCED MOOD DISORDER	F1614
DX_DRUG	DRUG ABUSE OR DEPENDENCE	DX10	F16.15	HALLUCINOGEN ABUSE WITH HALLUCINOGEN-INDUCED PSYCHOTIC DISORDER	F1615
DX_DRUG	DRUG ABUSE OR DEPENDENCE	DX10	F16.150	HALLUCINOGEN ABUSE WITH HALLUCINOGEN-INDUCED PSYCHOTIC DISORDER WITH DELUSIONS	F16150
DX_DRUG	DRUG ABUSE OR DEPENDENCE	DX10	F16.151	HALLUCINOGEN ABUSE WITH HALLUCINOGEN-INDUCED PSYCHOTIC DISORDER WITH HALLUCINATIONS	F16151
DX_DRUG	DRUG ABUSE OR DEPENDENCE	DX10	F16.159	HALLUCINOGEN ABUSE WITH HALLUCINOGEN-INDUCED PSYCHOTIC DISORDER, UNSPECIFIED	F16159
DX_DRUG	DRUG ABUSE OR DEPENDENCE	DX10	F16.18	HALLUCINOGEN ABUSE WITH OTHER HALLUCINOGEN-INDUCED DISORDER	F1618
DX_DRUG	DRUG ABUSE OR DEPENDENCE	DX10	F16.180	HALLUCINOGEN ABUSE WITH HALLUCINOGEN-INDUCED ANXIETY DISORDER	F16180
DX_DRUG	DRUG ABUSE OR DEPENDENCE	DX10	F16.183	HALLUCINOGEN ABUSE WITH HALLUCINOGEN PERSISTING PERCEPTION DISORDER (FLASHBACKS)	F16183
DX_DRUG	DRUG ABUSE OR DEPENDENCE	DX10	F16.188	HALLUCINOGEN ABUSE WITH OTHER HALLUCINOGEN-INDUCED DISORDER	F16188

Boehringer Ingelheim
Statistical and Epidemiological Analysis Plan (SEAP) for Non-Interventional Study
(NIS)
BI Study Number 1245-0228

Proprietary confidential information © 2023 Boehringer Ingelheim International GmbH or one or more of its affiliated companies

DX_DRUG	DRUG ABUSE OR DEPENDENCE	DX10	F16.19	HALLUCINOGEN ABUSE WITH UNSPECIFIED HALLUCINOGEN-INDUCED DISORDER	F1619
DX_DRUG	DRUG ABUSE OR DEPENDENCE	DX10	F16.2	HALLUCINOGEN DEPENDENCE	F162
DX_DRUG	DRUG ABUSE OR DEPENDENCE	DX10	F16.20	HALLUCINOGEN DEPENDENCE, UNCOMPLICATED	F1620
DX_DRUG	DRUG ABUSE OR DEPENDENCE	DX10	F16.21	HALLUCINOGEN DEPENDENCE, IN REMISSION	F1621
DX_DRUG	DRUG ABUSE OR DEPENDENCE	DX10	F16.22	HALLUCINOGEN DEPENDENCE WITH INTOXICATION	F1622
DX_DRUG	DRUG ABUSE OR DEPENDENCE	DX10	F16.220	HALLUCINOGEN DEPENDENCE WITH INTOXICATION, UNCOMPLICATED	F16220
DX_DRUG	DRUG ABUSE OR DEPENDENCE	DX10	F16.221	HALLUCINOGEN DEPENDENCE WITH INTOXICATION WITH DELIRIUM	F16221
DX_DRUG	DRUG ABUSE OR DEPENDENCE	DX10	F16.229	HALLUCINOGEN DEPENDENCE WITH INTOXICATION, UNSPECIFIED	F16229
DX_DRUG	DRUG ABUSE OR DEPENDENCE	DX10	F16.24	HALLUCINOGEN DEPENDENCE WITH HALLUCINOGEN-INDUCED MOOD DISORDER	F1624
DX_DRUG	DRUG ABUSE OR DEPENDENCE	DX10	F16.25	HALLUCINOGEN DEPENDENCE WITH HALLUCINOGEN-INDUCED PSYCHOTIC DISORDER	F1625
DX_DRUG	DRUG ABUSE OR DEPENDENCE	DX10	F16.250	HALLUCINOGEN DEPENDENCE WITH HALLUCINOGEN-INDUCED PSYCHOTIC DISORDER WITH DELUSIONS	F16250
DX_DRUG	DRUG ABUSE OR DEPENDENCE	DX10	F16.251	HALLUCINOGEN DEPENDENCE WITH HALLUCINOGEN-INDUCED PSYCHOTIC DISORDER WITH HALLUCINATIONS	F16251
DX_DRUG	DRUG ABUSE OR DEPENDENCE	DX10	F16.259	HALLUCINOGEN DEPENDENCE WITH HALLUCINOGEN-INDUCED PSYCHOTIC DISORDER, UNSPECIFIED	F16259
DX_DRUG	DRUG ABUSE OR DEPENDENCE	DX10	F16.28	HALLUCINOGEN DEPENDENCE WITH OTHER HALLUCINOGEN-INDUCED DISORDER	F1628
DX_DRUG	DRUG ABUSE OR DEPENDENCE	DX10	F16.280	HALLUCINOGEN DEPENDENCE WITH HALLUCINOGEN-INDUCED ANXIETY DISORDER	F16280
DX_DRUG	DRUG ABUSE OR DEPENDENCE	DX10	F16.283	HALLUCINOGEN DEPENDENCE WITH HALLUCINOGEN PERSISTING PERCEPTION DISORDER (FLASHBACKS)	F16283
DX_DRUG	DRUG ABUSE OR DEPENDENCE	DX10	F16.288	HALLUCINOGEN DEPENDENCE WITH OTHER HALLUCINOGEN-INDUCED DISORDER	F16288
DX_DRUG	DRUG ABUSE OR DEPENDENCE	DX10	F16.29	HALLUCINOGEN DEPENDENCE WITH UNSPECIFIED HALLUCINOGEN-INDUCED DISORDER	F1629
DX_DRUG	DRUG ABUSE OR DEPENDENCE	DX10	F16.9	HALLUCINOGEN USE, UNSPECIFIED	F169
DX_DRUG	DRUG ABUSE OR DEPENDENCE	DX10	F16.90	HALLUCINOGEN USE, UNSPECIFIED, UNCOMPLICATED	F1690
DX_DRUG	DRUG ABUSE OR DEPENDENCE	DX10	F16.92	HALLUCINOGEN USE, UNSPECIFIED WITH INTOXICATION	F1692
DX_DRUG	DRUG ABUSE OR DEPENDENCE	DX10	F16.920	HALLUCINOGEN USE, UNSPECIFIED WITH INTOXICATION, UNCOMPLICATED	F16920
DX_DRUG	DRUG ABUSE OR DEPENDENCE	DX10	F16.921	HALLUCINOGEN USE, UNSPECIFIED WITH INTOXICATION WITH DELIRIUM	F16921
DX_DRUG	DRUG ABUSE OR DEPENDENCE	DX10	F16.929	HALLUCINOGEN USE, UNSPECIFIED WITH INTOXICATION, UNSPECIFIED	F16929
DX_DRUG	DRUG ABUSE OR DEPENDENCE	DX10	F16.94	HALLUCINOGEN USE, UNSPECIFIED WITH HALLUCINOGEN-INDUCED MOOD DISORDER	F1694
DX_DRUG	DRUG ABUSE OR DEPENDENCE	DX10	F16.95	HALLUCINOGEN USE, UNSPECIFIED WITH HALLUCINOGEN-INDUCED PSYCHOTIC DISORDER	F1695
DX_DRUG	DRUG ABUSE OR DEPENDENCE	DX10	F16.950	HALLUCINOGEN USE, UNSPECIFIED WITH HALLUCINOGEN-INDUCED PSYCHOTIC DISORDER WITH DELUSIONS	F16950
DX_DRUG	DRUG ABUSE OR DEPENDENCE	DX10	F16.951	HALLUCINOGEN USE, UNSPECIFIED WITH HALLUCINOGEN-INDUCED PSYCHOTIC DISORDER WITH HALLUCINATIONS	F16951
DX_DRUG	DRUG ABUSE OR DEPENDENCE	DX10	F16.959	HALLUCINOGEN USE, UNSPECIFIED WITH HALLUCINOGEN-INDUCED PSYCHOTIC DISORDER, UNSPECIFIED	F16959
DX_DRUG	DRUG ABUSE OR DEPENDENCE	DX10	F16.98	HALLUCINOGEN USE, UNSPECIFIED WITH OTHER SPECIFIED HALLUCINOGEN-INDUCED DISORDER	F1698
DX_DRUG	DRUG ABUSE OR DEPENDENCE	DX10	F16.980	HALLUCINOGEN USE, UNSPECIFIED WITH HALLUCINOGEN-INDUCED ANXIETY DISORDER	F16980
DX_DRUG	DRUG ABUSE OR DEPENDENCE	DX10	F16.983	HALLUCINOGEN USE, UNSPECIFIED WITH HALLUCINOGEN PERSISTING PERCEPTION DISORDER (FLASHBACKS)	F16983
DX_DRUG	DRUG ABUSE OR DEPENDENCE	DX10	F16.988	HALLUCINOGEN USE, UNSPECIFIED WITH OTHER HALLUCINOGEN-INDUCED DISORDER	F16988
DX_DRUG	DRUG ABUSE OR DEPENDENCE	DX10	F16.99	HALLUCINOGEN USE, UNSPECIFIED WITH UNSPECIFIED HALLUCINOGEN-INDUCED DISORDER	F1699
DX_DRUG	DRUG ABUSE OR DEPENDENCE	DX10	F18	INHALANT RELATED DISORDERS	F18
DX_DRUG	DRUG ABUSE OR DEPENDENCE	DX10	F18.1	INHALANT ABUSE	F181
DX_DRUG	DRUG ABUSE OR DEPENDENCE	DX10	F18.10	INHALANT ABUSE, UNCOMPLICATED	F1810
DX_DRUG	DRUG ABUSE OR DEPENDENCE	DX10	F18.11	INHALANT ABUSE, IN REMISSION	F1811
DX_DRUG	DRUG ABUSE OR DEPENDENCE	DX10	F18.12	INHALANT ABUSE WITH INTOXICATION	F1812
DX_DRUG	DRUG ABUSE OR DEPENDENCE	DX10	F18.120	INHALANT ABUSE WITH INTOXICATION, UNCOMPLICATED	F18120
DX_DRUG	DRUG ABUSE OR DEPENDENCE	DX10	F18.121	INHALANT ABUSE WITH INTOXICATION DELIRIUM	F18121
DX_DRUG	DRUG ABUSE OR DEPENDENCE	DX10	F18.129	INHALANT ABUSE WITH INTOXICATION, UNSPECIFIED	F18129
DX_DRUG	DRUG ABUSE OR DEPENDENCE	DX10	F18.14	INHALANT ABUSE WITH INHALANT-INDUCED MOOD DISORDER	F1814
DX_DRUG	DRUG ABUSE OR DEPENDENCE	DX10	F18.15	INHALANT ABUSE WITH INHALANT-INDUCED PSYCHOTIC DISORDER	F1815
DX_DRUG	DRUG ABUSE OR DEPENDENCE	DX10	F18.150	INHALANT ABUSE WITH INHALANT-INDUCED PSYCHOTIC DISORDER WITH DELUSIONS	F18150
DX_DRUG	DRUG ABUSE OR DEPENDENCE	DX10	F18.151	INHALANT ABUSE WITH INHALANT-INDUCED PSYCHOTIC DISORDER WITH HALLUCINATIONS	F18151
DX_DRUG	DRUG ABUSE OR DEPENDENCE	DX10	F18.159	INHALANT ABUSE WITH INHALANT-INDUCED PSYCHOTIC DISORDER, UNSPECIFIED	F18159
DX_DRUG	DRUG ABUSE OR DEPENDENCE	DX10	F18.17	INHALANT ABUSE WITH INHALANT-INDUCED DEMENTIA	F1817
DX_DRUG	DRUG ABUSE OR DEPENDENCE	DX10	F18.18	INHALANT ABUSE WITH OTHER INHALANT-INDUCED DISORDERS	F1818
DX_DRUG	DRUG ABUSE OR DEPENDENCE	DX10	F18.180	INHALANT ABUSE WITH INHALANT-INDUCED ANXIETY DISORDER	F18180
DX_DRUG	DRUG ABUSE OR DEPENDENCE	DX10	F18.188	INHALANT ABUSE WITH OTHER INHALANT-INDUCED DISORDER	F18188
DX_DRUG	DRUG ABUSE OR DEPENDENCE	DX10	F18.19	INHALANT ABUSE WITH UNSPECIFIED INHALANT-INDUCED DISORDER	F1819
DX_DRUG	DRUG ABUSE OR DEPENDENCE	DX10	F18.2	INHALANT DEPENDENCE	F182
DX_DRUG	DRUG ABUSE OR DEPENDENCE	DX10	F18.20	INHALANT DEPENDENCE, UNCOMPLICATED	F1820
DX_DRUG	DRUG ABUSE OR DEPENDENCE	DX10	F18.21	INHALANT DEPENDENCE, IN REMISSION	F1821
DX_DRUG	DRUG ABUSE OR DEPENDENCE	DX10	F18.22	INHALANT DEPENDENCE WITH INTOXICATION	F1822
DX_DRUG	DRUG ABUSE OR DEPENDENCE	DX10	F18.220	INHALANT DEPENDENCE WITH INTOXICATION, UNCOMPLICATED	F18220
DX_DRUG	DRUG ABUSE OR DEPENDENCE	DX10	F18.221	INHALANT DEPENDENCE WITH INTOXICATION DELIRIUM	F18221
DX_DRUG	DRUG ABUSE OR DEPENDENCE	DX10	F18.229	INHALANT DEPENDENCE WITH INTOXICATION, UNSPECIFIED	F18229
DX_DRUG	DRUG ABUSE OR DEPENDENCE	DX10	F18.24	INHALANT DEPENDENCE WITH INHALANT-INDUCED MOOD DISORDER	F1824
DX_DRUG	DRUG ABUSE OR DEPENDENCE	DX10	F18.25	INHALANT DEPENDENCE WITH INHALANT-INDUCED PSYCHOTIC DISORDER	F1825
DX_DRUG	DRUG ABUSE OR DEPENDENCE	DX10	F18.250	INHALANT DEPENDENCE WITH INHALANT-INDUCED PSYCHOTIC DISORDER WITH DELUSIONS	F18250
DX_DRUG	DRUG ABUSE OR DEPENDENCE	DX10	F18.251	INHALANT DEPENDENCE WITH INHALANT-INDUCED PSYCHOTIC DISORDER WITH DELUSIONS	F18251
DX_DRUG	DRUG ABUSE OR DEPENDENCE	DX10	F18.259	INHALANT DEPENDENCE WITH INHALANT-INDUCED PSYCHOTIC DISORDER, UNSPECIFIED	F18259
DX_DRUG	DRUG ABUSE OR DEPENDENCE	DX10	F18.27	INHALANT DEPENDENCE WITH INHALANT-INDUCED DEMENTIA	F1827
DX_DRUG	DRUG ABUSE OR DEPENDENCE	DX10	F18.28	INHALANT DEPENDENCE WITH OTHER INHALANT-INDUCED DISORDERS	F1828
DX_DRUG	DRUG ABUSE OR DEPENDENCE	DX10	F18.280	INHALANT DEPENDENCE WITH INHALANT-INDUCED ANXIETY DISORDER	F18280
DX_DRUG	DRUG ABUSE OR DEPENDENCE	DX10	F18.288	INHALANT DEPENDENCE WITH OTHER INHALANT-INDUCED DISORDER	F18288
DX_DRUG	DRUG ABUSE OR DEPENDENCE	DX10	F18.29	INHALANT DEPENDENCE WITH UNSPECIFIED INHALANT-INDUCED DISORDER	F1829
DX_DRUG	DRUG ABUSE OR DEPENDENCE	DX10	F18.9	INHALANT USE, UNSPECIFIED	F189
DX_DRUG	DRUG ABUSE OR DEPENDENCE	DX10	F18.90	INHALANT USE, UNSPECIFIED, UNCOMPLICATED	F1890
DX_DRUG	DRUG ABUSE OR DEPENDENCE	DX10	F18.92	INHALANT USE, UNSPECIFIED WITH INTOXICATION	F1892
DX_DRUG	DRUG ABUSE OR DEPENDENCE	DX10	F18.920	INHALANT USE, UNSPECIFIED WITH INTOXICATION, UNCOMPLICATED	F18920
DX_DRUG	DRUG ABUSE OR DEPENDENCE	DX10	F18.921	INHALANT USE, UNSPECIFIED WITH INTOXICATION WITH DELIRIUM	F18921
DX_DRUG	DRUG ABUSE OR DEPENDENCE	DX10	F18.929	INHALANT USE, UNSPECIFIED WITH INTOXICATION, UNSPECIFIED	F18929
DX_DRUG	DRUG ABUSE OR DEPENDENCE	DX10	F18.94	INHALANT USE, UNSPECIFIED WITH INHALANT-INDUCED MOOD DISORDER	F1894
DX_DRUG	DRUG ABUSE OR DEPENDENCE	DX10	F18.95	INHALANT USE, UNSPECIFIED WITH INHALANT-INDUCED PSYCHOTIC DISORDER	F1895
DX_DRUG	DRUG ABUSE OR DEPENDENCE	DX10	F18.950	INHALANT USE, UNSPECIFIED WITH INHALANT-INDUCED PSYCHOTIC DISORDER WITH DELUSIONS	F18950
DX_DRUG	DRUG ABUSE OR DEPENDENCE	DX10	F18.951	INHALANT USE, UNSPECIFIED WITH INHALANT-INDUCED PSYCHOTIC DISORDER WITH HALLUCINATIONS	F18951
DX_DRUG	DRUG ABUSE OR DEPENDENCE	DX10	F18.959	INHALANT USE, UNSPECIFIED WITH INHALANT-INDUCED PSYCHOTIC DISORDER, UNSPECIFIED	F18959
DX_DRUG	DRUG ABUSE OR DEPENDENCE	DX10	F18.97	INHALANT USE, UNSPECIFIED WITH INHALANT-INDUCED PERSISTING DEMENTIA	F1897
DX_DRUG	DRUG ABUSE OR DEPENDENCE	DX10	F18.98	INHALANT USE, UNSPECIFIED WITH OTHER INHALANT-INDUCED DISORDERS	F1898
DX_DRUG	DRUG ABUSE OR DEPENDENCE	DX10	F18.980	INHALANT USE, UNSPECIFIED WITH INHALANT-INDUCED ANXIETY DISORDER	F18980
DX_DRUG	DRUG ABUSE OR DEPENDENCE	DX10	F18.988	INHALANT USE, UNSPECIFIED WITH OTHER INHALANT-INDUCED DISORDER	F18988
DX_DRUG	DRUG ABUSE OR DEPENDENCE	DX10	F18.99	INHALANT USE, UNSPECIFIED WITH UNSPECIFIED INHALANT-INDUCED DISORDER	F1899
DX_DRUG	DRUG ABUSE OR DEPENDENCE	DX10	F19	OTHER PSYCHOACTIVE SUBSTANCE RELATED DISORDERS	F19
DX_DRUG	DRUG ABUSE OR DEPENDENCE	DX10	F19.1	OTHER PSYCHOACTIVE SUBSTANCE ABUSE	F191
DX_DRUG	DRUG ABUSE OR DEPENDENCE	DX10	F19.10	OTHER PSYCHOACTIVE SUBSTANCE ABUSE, UNCOMPLICATED	F1910

Boehringer Ingelheim
Statistical and Epidemiological Analysis Plan (SEAP) for Non-Interventional Study
(NIS)
BI Study Number 1245-0228

Proprietary confidential information © 2023 Boehringer Ingelheim International GmbH or one or more of its affiliated companies

DX_DRUG	DRUG ABUSE OR DEPENDENCE	DX10	F19.11	OTHER PSYCHOACTIVE SUBSTANCE ABUSE, IN REMISSION	F1911
DX_DRUG	DRUG ABUSE OR DEPENDENCE	DX10	F19.12	OTHER PSYCHOACTIVE SUBSTANCE ABUSE WITH INTOXICATION	F1912
DX_DRUG	DRUG ABUSE OR DEPENDENCE	DX10	F19.120	OTHER PSYCHOACTIVE SUBSTANCE ABUSE WITH INTOXICATION, UNCOMPLICATED	F19120
DX_DRUG	DRUG ABUSE OR DEPENDENCE	DX10	F19.121	OTHER PSYCHOACTIVE SUBSTANCE ABUSE WITH INTOXICATION DELIRIUM	F19121
DX_DRUG	DRUG ABUSE OR DEPENDENCE	DX10	F19.122	OTHER PSYCHOACTIVE SUBSTANCE ABUSE WITH INTOXICATION WITH PERCEPTUAL DISTURBANCES	F19122
DX_DRUG	DRUG ABUSE OR DEPENDENCE	DX10	F19.129	OTHER PSYCHOACTIVE SUBSTANCE ABUSE WITH INTOXICATION, UNSPECIFIED	F19129
DX_DRUG	DRUG ABUSE OR DEPENDENCE	DX10	F19.13	OTHER PSYCHOACTIVE SUBSTANCE ABUSE WITH WITHDRAWAL	F1913
DX_DRUG	DRUG ABUSE OR DEPENDENCE	DX10	F19.130	OTHER PSYCHOACTIVE SUBSTANCE ABUSE WITH WITHDRAWAL, UNCOMPLICATED	F19130
DX_DRUG	DRUG ABUSE OR DEPENDENCE	DX10	F19.131	OTHER PSYCHOACTIVE SUBSTANCE ABUSE WITH WITHDRAWAL DELIRIUM	F19131
DX_DRUG	DRUG ABUSE OR DEPENDENCE	DX10	F19.132	OTHER PSYCHOACTIVE SUBSTANCE ABUSE WITH WITHDRAWAL WITH PERCEPTUAL DISTURBANCE	F19132
DX_DRUG	DRUG ABUSE OR DEPENDENCE	DX10	F19.139	OTHER PSYCHOACTIVE SUBSTANCE ABUSE WITH WITHDRAWAL, UNSPECIFIED	F19139
DX_DRUG	DRUG ABUSE OR DEPENDENCE	DX10	F19.14	OTHER PSYCHOACTIVE SUBSTANCE ABUSE WITH PSYCHOACTIVE SUBSTANCE-INDUCED MOOD DISORDER	F1914
DX_DRUG	DRUG ABUSE OR DEPENDENCE	DX10	F19.15	OTHER PSYCHOACTIVE SUBSTANCE ABUSE WITH PSYCHOACTIVE SUBSTANCE-INDUCED PSYCHOTIC DISORDER	F1915
DX_DRUG	DRUG ABUSE OR DEPENDENCE	DX10	F19.150	OTHER PSYCHOACTIVE SUBSTANCE ABUSE WITH PSYCHOACTIVE SUBSTANCE-INDUCED PSYCHOTIC DISORDER WITH DELUSIONS	F19150
DX_DRUG	DRUG ABUSE OR DEPENDENCE	DX10	F19.151	OTHER PSYCHOACTIVE SUBSTANCE ABUSE WITH PSYCHOACTIVE SUBSTANCE-INDUCED PSYCHOTIC DISORDER WITH HALLUCINATIONS	F19151
DX_DRUG	DRUG ABUSE OR DEPENDENCE	DX10	F19.159	OTHER PSYCHOACTIVE SUBSTANCE ABUSE WITH PSYCHOACTIVE SUBSTANCE-INDUCED PSYCHOTIC DISORDER, UNSPECIFIED	F19159
DX_DRUG	DRUG ABUSE OR DEPENDENCE	DX10	F19.16	OTHER PSYCHOACTIVE SUBSTANCE ABUSE WITH PSYCHOACTIVE SUBSTANCE-INDUCED PERSISTING AMNESTIC DISORDER	F1916
DX_DRUG	DRUG ABUSE OR DEPENDENCE	DX10	F19.17	OTHER PSYCHOACTIVE SUBSTANCE ABUSE WITH PSYCHOACTIVE SUBSTANCE-INDUCED PERSISTING DEMENTIA	F1917
DX_DRUG	DRUG ABUSE OR DEPENDENCE	DX10	F19.18	OTHER PSYCHOACTIVE SUBSTANCE ABUSE WITH OTHER PSYCHOACTIVE SUBSTANCE-INDUCED DISORDERS	F1918
DX_DRUG	DRUG ABUSE OR DEPENDENCE	DX10	F19.180	OTHER PSYCHOACTIVE SUBSTANCE ABUSE WITH PSYCHOACTIVE SUBSTANCE-INDUCED ANXIETY DISORDER	F19180
DX_DRUG	DRUG ABUSE OR DEPENDENCE	DX10	F19.181	OTHER PSYCHOACTIVE SUBSTANCE ABUSE WITH PSYCHOACTIVE SUBSTANCE-INDUCED SEXUAL DYSFUNCTION	F19181
DX_DRUG	DRUG ABUSE OR DEPENDENCE	DX10	F19.182	OTHER PSYCHOACTIVE SUBSTANCE ABUSE WITH PSYCHOACTIVE SUBSTANCE-INDUCED SLEEP DISORDER	F19182
DX_DRUG	DRUG ABUSE OR DEPENDENCE	DX10	F19.188	OTHER PSYCHOACTIVE SUBSTANCE ABUSE WITH OTHER PSYCHOACTIVE SUBSTANCE-INDUCED DISORDER	F19188
DX_DRUG	DRUG ABUSE OR DEPENDENCE	DX10	F19.19	OTHER PSYCHOACTIVE SUBSTANCE ABUSE WITH UNSPECIFIED PSYCHOACTIVE SUBSTANCE-INDUCED DISORDER	F1919
DX_DRUG	DRUG ABUSE OR DEPENDENCE	DX10	F19.2	OTHER PSYCHOACTIVE SUBSTANCE DEPENDENCE	F192
DX_DRUG	DRUG ABUSE OR DEPENDENCE	DX10	F19.20	OTHER PSYCHOACTIVE SUBSTANCE DEPENDENCE, UNCOMPLICATED	F1920
DX_DRUG	DRUG ABUSE OR DEPENDENCE	DX10	F19.21	OTHER PSYCHOACTIVE SUBSTANCE DEPENDENCE, IN REMISSION	F1921
DX_DRUG	DRUG ABUSE OR DEPENDENCE	DX10	F19.22	OTHER PSYCHOACTIVE SUBSTANCE DEPENDENCE WITH INTOXICATION	F1922
DX_DRUG	DRUG ABUSE OR DEPENDENCE	DX10	F19.220	OTHER PSYCHOACTIVE SUBSTANCE DEPENDENCE WITH INTOXICATION, UNCOMPLICATED	F19220
DX_DRUG	DRUG ABUSE OR DEPENDENCE	DX10	F19.221	OTHER PSYCHOACTIVE SUBSTANCE DEPENDENCE WITH INTOXICATION DELIRIUM	F19221
DX_DRUG	DRUG ABUSE OR DEPENDENCE	DX10	F19.222	OTHER PSYCHOACTIVE SUBSTANCE DEPENDENCE WITH INTOXICATION WITH PERCEPTUAL DISTURBANCE	F19222
DX_DRUG	DRUG ABUSE OR DEPENDENCE	DX10	F19.229	OTHER PSYCHOACTIVE SUBSTANCE DEPENDENCE WITH INTOXICATION, UNSPECIFIED	F19229
DX_DRUG	DRUG ABUSE OR DEPENDENCE	DX10	F19.23	OTHER PSYCHOACTIVE SUBSTANCE DEPENDENCE WITH WITHDRAWAL	F1923
DX_DRUG	DRUG ABUSE OR DEPENDENCE	DX10	F19.230	OTHER PSYCHOACTIVE SUBSTANCE DEPENDENCE WITH WITHDRAWAL, UNCOMPLICATED	F19230
DX_DRUG	DRUG ABUSE OR DEPENDENCE	DX10	F19.231	OTHER PSYCHOACTIVE SUBSTANCE DEPENDENCE WITH WITHDRAWAL DELIRIUM	F19231
DX_DRUG	DRUG ABUSE OR DEPENDENCE	DX10	F19.232	OTHER PSYCHOACTIVE SUBSTANCE DEPENDENCE WITH WITHDRAWAL WITH PERCEPTUAL DISTURBANCE	F19232
DX_DRUG	DRUG ABUSE OR DEPENDENCE	DX10	F19.239	OTHER PSYCHOACTIVE SUBSTANCE DEPENDENCE WITH WITHDRAWAL, UNSPECIFIED	F19239
DX_DRUG	DRUG ABUSE OR DEPENDENCE	DX10	F19.24	OTHER PSYCHOACTIVE SUBSTANCE DEPENDENCE WITH PSYCHOACTIVE SUBSTANCE-INDUCED MOOD DISORDER	F1924
DX_DRUG	DRUG ABUSE OR DEPENDENCE	DX10	F19.25	OTHER PSYCHOACTIVE SUBSTANCE DEPENDENCE WITH PSYCHOACTIVE SUBSTANCE-INDUCED PSYCHOTIC DISORDER	F1925
DX_DRUG	DRUG ABUSE OR DEPENDENCE	DX10	F19.250	OTHER PSYCHOACTIVE SUBSTANCE DEPENDENCE WITH PSYCHOACTIVE SUBSTANCE-INDUCED PSYCHOTIC DISORDER WITH DELUSIONS	F19250
DX_DRUG	DRUG ABUSE OR DEPENDENCE	DX10	F19.251	OTHER PSYCHOACTIVE SUBSTANCE DEPENDENCE WITH PSYCHOACTIVE SUBSTANCE-INDUCED PSYCHOTIC DISORDER WITH HALLUCINATIONS	F19251
DX_DRUG	DRUG ABUSE OR DEPENDENCE	DX10	F19.259	OTHER PSYCHOACTIVE SUBSTANCE DEPENDENCE WITH PSYCHOACTIVE SUBSTANCE-INDUCED PSYCHOTIC DISORDER, UNSPECIFIED	F19259
DX_DRUG	DRUG ABUSE OR DEPENDENCE	DX10	F19.26	OTHER PSYCHOACTIVE SUBSTANCE DEPENDENCE WITH PSYCHOACTIVE SUBSTANCE-INDUCED PERSISTING AMNESTIC DISORDER	F1926
DX_DRUG	DRUG ABUSE OR DEPENDENCE	DX10	F19.27	OTHER PSYCHOACTIVE SUBSTANCE DEPENDENCE WITH PSYCHOACTIVE SUBSTANCE-INDUCED PERSISTING DEMENTIA	F1927
DX_DRUG	DRUG ABUSE OR DEPENDENCE	DX10	F19.28	OTHER PSYCHOACTIVE SUBSTANCE DEPENDENCE WITH OTHER PSYCHOACTIVE SUBSTANCE-INDUCED DISORDERS	F1928
DX_DRUG	DRUG ABUSE OR DEPENDENCE	DX10	F19.280	OTHER PSYCHOACTIVE SUBSTANCE DEPENDENCE WITH PSYCHOACTIVE SUBSTANCE-INDUCED ANXIETY DISORDER	F19280
DX_DRUG	DRUG ABUSE OR DEPENDENCE	DX10	F19.281	OTHER PSYCHOACTIVE SUBSTANCE DEPENDENCE WITH PSYCHOACTIVE SUBSTANCE-INDUCED SEXUAL DYSFUNCTION	F19281
DX_DRUG	DRUG ABUSE OR DEPENDENCE	DX10	F19.282	OTHER PSYCHOACTIVE SUBSTANCE DEPENDENCE WITH PSYCHOACTIVE SUBSTANCE-INDUCED SLEEP DISORDER	F19282
DX_DRUG	DRUG ABUSE OR DEPENDENCE	DX10	F19.288	OTHER PSYCHOACTIVE SUBSTANCE DEPENDENCE WITH OTHER PSYCHOACTIVE SUBSTANCE-INDUCED DISORDER	F19288
DX_DRUG	DRUG ABUSE OR DEPENDENCE	DX10	F19.29	OTHER PSYCHOACTIVE SUBSTANCE DEPENDENCE WITH UNSPECIFIED PSYCHOACTIVE SUBSTANCE-INDUCED DISORDER	F1929
DX_DRUG	DRUG ABUSE OR DEPENDENCE	DX10	F19.9	OTHER PSYCHOACTIVE SUBSTANCE USE, UNSPECIFIED	F199
DX_DRUG	DRUG ABUSE OR DEPENDENCE	DX10	F19.90	OTHER PSYCHOACTIVE SUBSTANCE USE, UNSPECIFIED, UNCOMPLICATED	F1990
DX_DRUG	DRUG ABUSE OR DEPENDENCE	DX10	F19.92	OTHER PSYCHOACTIVE SUBSTANCE USE, UNSPECIFIED WITH INTOXICATION	F1992
DX_DRUG	DRUG ABUSE OR DEPENDENCE	DX10	F19.920	OTHER PSYCHOACTIVE SUBSTANCE USE, UNSPECIFIED WITH INTOXICATION, UNCOMPLICATED	F19920
DX_DRUG	DRUG ABUSE OR DEPENDENCE	DX10	F19.921	OTHER PSYCHOACTIVE SUBSTANCE USE, UNSPECIFIED WITH INTOXICATION DELIRIUM	F19921
DX_DRUG	DRUG ABUSE OR DEPENDENCE	DX10	F19.922	OTHER PSYCHOACTIVE SUBSTANCE USE, UNSPECIFIED WITH INTOXICATION WITH PERCEPTUAL DISTURBANCE	F19922
DX_DRUG	DRUG ABUSE OR DEPENDENCE	DX10	F19.929	OTHER PSYCHOACTIVE SUBSTANCE USE, UNSPECIFIED WITH INTOXICATION, UNSPECIFIED	F19929
DX_DRUG	DRUG ABUSE OR DEPENDENCE	DX10	F19.93	OTHER PSYCHOACTIVE SUBSTANCE USE, UNSPECIFIED WITH WITHDRAWAL	F1993
DX_DRUG	DRUG ABUSE OR DEPENDENCE	DX10	F19.930	OTHER PSYCHOACTIVE SUBSTANCE USE, UNSPECIFIED WITH WITHDRAWAL, UNCOMPLICATED	F19930
DX_DRUG	DRUG ABUSE OR DEPENDENCE	DX10	F19.931	OTHER PSYCHOACTIVE SUBSTANCE USE, UNSPECIFIED WITH WITHDRAWAL DELIRIUM	F19931
DX_DRUG	DRUG ABUSE OR DEPENDENCE	DX10	F19.932	OTHER PSYCHOACTIVE SUBSTANCE USE, UNSPECIFIED WITH WITHDRAWAL WITH PERCEPTUAL DISTURBANCE	F19932
DX_DRUG	DRUG ABUSE OR DEPENDENCE	DX10	F19.939	OTHER PSYCHOACTIVE SUBSTANCE USE, UNSPECIFIED WITH WITHDRAWAL, UNSPECIFIED	F19939
DX_DRUG	DRUG ABUSE OR DEPENDENCE	DX10	F19.94	OTHER PSYCHOACTIVE SUBSTANCE USE, UNSPECIFIED WITH PSYCHOACTIVE SUBSTANCE-INDUCED MOOD DISORDER	F1994

Boehringer Ingelheim
Statistical and Epidemiological Analysis Plan (SEAP) for Non-Interventional Study
(NIS)
BI Study Number 1245-0228

c39712001-02

Proprietary confidential information © 2023 Boehringer Ingelheim International GmbH or one or more of its affiliated companies

DX_DRUG	DRUG ABUSE OR DEPENDENCE	DX10	F19.95	OTHER PSYCHOACTIVE SUBSTANCE USE, UNSPECIFIED WITH PSYCHOACTIVE SUBSTANCE-INDUCED PSYCHOTIC DISORDER	F1995
DX_DRUG	DRUG ABUSE OR DEPENDENCE	DX10	F19.950	OTHER PSYCHOACTIVE SUBSTANCE USE, UNSPECIFIED WITH PSYCHOACTIVE SUBSTANCE-INDUCED PSYCHOTIC DISORDER WITH DELUSIONS	F19950
DX_DRUG	DRUG ABUSE OR DEPENDENCE	DX10	F19.951	OTHER PSYCHOACTIVE SUBSTANCE USE, UNSPECIFIED WITH PSYCHOACTIVE SUBSTANCE-INDUCED PSYCHOTIC DISORDER WITH HALLUCINATIONS	F19951
DX_DRUG	DRUG ABUSE OR DEPENDENCE	DX10	F19.959	OTHER PSYCHOACTIVE SUBSTANCE USE, UNSPECIFIED WITH PSYCHOACTIVE SUBSTANCE-INDUCED PSYCHOTIC DISORDER, UNSPECIFIED	F19959
DX_DRUG	DRUG ABUSE OR DEPENDENCE	DX10	F19.96	OTHER PSYCHOACTIVE SUBSTANCE USE, UNSPECIFIED WITH PSYCHOACTIVE SUBSTANCE-INDUCED PERSISTING AMNESTIC DISORDER	F1996
DX_DRUG	DRUG ABUSE OR DEPENDENCE	DX10	F19.97	OTHER PSYCHOACTIVE SUBSTANCE USE, UNSPECIFIED WITH PSYCHOACTIVE SUBSTANCE-INDUCED PERSISTING DEMENTIA	F1997
DX_DRUG	DRUG ABUSE OR DEPENDENCE	DX10	F19.98	OTHER PSYCHOACTIVE SUBSTANCE USE, UNSPECIFIED WITH OTHER PSYCHOACTIVE SUBSTANCE-INDUCED DISORDERS	F1998
DX_DRUG	DRUG ABUSE OR DEPENDENCE	DX10	F19.980	OTHER PSYCHOACTIVE SUBSTANCE USE, UNSPECIFIED WITH PSYCHOACTIVE SUBSTANCE-INDUCED ANXIETY DISORDER	F19980
DX_DRUG	DRUG ABUSE OR DEPENDENCE	DX10	F19.981	OTHER PSYCHOACTIVE SUBSTANCE USE, UNSPECIFIED WITH PSYCHOACTIVE SUBSTANCE-INDUCED SEXUAL DYSFUNCTION	F19981
DX_DRUG	DRUG ABUSE OR DEPENDENCE	DX10	F19.982	OTHER PSYCHOACTIVE SUBSTANCE USE, UNSPECIFIED WITH PSYCHOACTIVE SUBSTANCE-INDUCED SLEEP DISORDER	F19982
DX_DRUG	DRUG ABUSE OR DEPENDENCE	DX10	F19.988	OTHER PSYCHOACTIVE SUBSTANCE USE, UNSPECIFIED WITH OTHER PSYCHOACTIVE SUBSTANCE-INDUCED DISORDER	F19988
DX_DRUG	DRUG ABUSE OR DEPENDENCE	DX10	F19.99	OTHER PSYCHOACTIVE SUBSTANCE USE, UNSPECIFIED WITH UNSPECIFIED PSYCHOACTIVE SUBSTANCE-INDUCED DISORDER	F1999
DX_DRUG	DRUG ABUSE OR DEPENDENCE	DX10	Z71.41	ALCOHOL ABUSE COUNSELING AND SURVEILLANCE OF ALCOHOLIC	Z7141
DX_DRUG	DRUG ABUSE OR DEPENDENCE	DX10	Z71.51	DRUG ABUSE COUNSELING AND SURVEILLANCE OF DRUG ABUSER	Z7151
DX_DRUG	DRUG ABUSE OR DEPENDENCE	DX10	Z71.6	TOBACCO ABUSE COUNSELING	Z716
DX_ED	ERECTILE DYSFUNCTION	DX09	607.84	IMPOTENCE OF ORGANIC ORIGIN	60784
DX_ED	ERECTILE DYSFUNCTION	DX10	N52	MALE ERECTILE DYSFUNCTION	N52
DX_ED	ERECTILE DYSFUNCTION	DX10	N52.0	VASCULOGENIC ERECTILE DYSFUNCTION	N520
DX_ED	ERECTILE DYSFUNCTION	DX10	N52.01	ERECTILE DYSFUNCTION DUE TO ARTERIAL INSUFFICIENCY	N5201
DX_ED	ERECTILE DYSFUNCTION	DX10	N52.02	CORPORO-VEINOUS OCCLUSIVE ERECTILE DYSFUNCTION	N5202
DX_ED	ERECTILE DYSFUNCTION	DX10	N52.03	COMBINED ARTERIAL INSUFFICIENCY AND CORPORO-VEINOUS OCCLUSIVE ERECTILE DYSFUNCTION	N5203
DX_ED	ERECTILE DYSFUNCTION	DX10	N52.1	ERECTILE DYSFUNCTION DUE TO DISEASES CLASSIFIED ELSEWHERE	N521
DX_ED	ERECTILE DYSFUNCTION	DX10	N52.2	DRUG-INDUCED ERECTILE DYSFUNCTION	N522
DX_ED	ERECTILE DYSFUNCTION	DX10	N52.3	POSTPROCEDURAL ERECTILE DYSFUNCTION	N523
DX_ED	ERECTILE DYSFUNCTION	DX10	N52.31	ERECTILE DYSFUNCTION FOLLOWING RADICAL PROSTATECTOMY	N5231
DX_ED	ERECTILE DYSFUNCTION	DX10	N52.32	ERECTILE DYSFUNCTION FOLLOWING RADICAL CYSTECTOMY	N5232
DX_ED	ERECTILE DYSFUNCTION	DX10	N52.33	ERECTILE DYSFUNCTION FOLLOWING URETHRAL SURGERY	N5233
DX_ED	ERECTILE DYSFUNCTION	DX10	N52.34	ERECTILE DYSFUNCTION FOLLOWING SIMPLE PROSTATECTOMY	N5234
DX_ED	ERECTILE DYSFUNCTION	DX10	N52.35	ERECTILE DYSFUNCTION FOLLOWING RADIATION THERAPY	N5235
DX_ED	ERECTILE DYSFUNCTION	DX10	N52.36	ERECTILE DYSFUNCTION FOLLOWING INTERSTITIAL SEED THERAPY	N5236
DX_ED	ERECTILE DYSFUNCTION	DX10	N52.37	ERECTILE DYSFUNCTION FOLLOWING PROSTATE ABLATIVE THERAPY	N5237
DX_ED	ERECTILE DYSFUNCTION	DX10	N52.39	OTHER AND UNSPECIFIED POSTPROCEDURAL ERECTILE DYSFUNCTION	N5239
DX_ED	ERECTILE DYSFUNCTION	DX10	N52.8	OTHER MALE ERECTILE DYSFUNCTION	N528
DX_ED	ERECTILE DYSFUNCTION	DX10	N52.9	MALE ERECTILE DYSFUNCTION, UNSPECIFIED	N529
DX_EDEMA	EDEMA	DX09	782.3	EDEMA	7823
DX_EDEMA	EDEMA	DX10	R60.0	LOCALIZED EDEMA	R600
DX_EDEMA	EDEMA	DX10	R60.1	GENERALIZED EDEMA	R601
DX_EDEMA	EDEMA	DX10	R60.9	EDEMA, UNSPECIFIED	R609
DX_ESKD	END-STAGE KIDNEY DISEASE (DX)	DX09	585.6	END STAGE RENAL DISEASE	5856
DX_ESKD	END-STAGE KIDNEY DISEASE (DX)	DX10	N18.6	END STAGE RENAL DISEASE	N186
DX_FALLS	FALLS	DX09	E888	OTHER AND UNSPECIFIED ACCIDENTAL FALL	E888
DX_FALLS	FALLS	DX09	E888.8	OTHER FALL	E8888
DX_FALLS	FALLS	DX09	E889.9	UNSPECIFIED FALL	E8899
DX_FALLS	FALLS	DX09	E917.5	STRIKING AGAINST OR STRUCK ACCIDENTALLY BY OBJECT IN SPORTS WITH SUBSEQUENT FALL	E9175
DX_FALLS	FALLS	DX09	E917.6	STRIKING AGAINST OR STRUCK ACCIDENTALLY CAUSED BY A CROWD, BY COLLECTIVE FEAR OR PANIC WITH SUBSEQUENT FALL	E9176
DX_FALLS	FALLS	DX09	E917.7	STRIKING AGAINST OR STRUCK ACCIDENTALLY BY FURNITURE WITH SUBSEQUENT FALL	E9177
DX_FALLS	FALLS	DX09	E917.8	STRIKING AGAINST OR STRUCK ACCIDENTALLY BY OTHER STATIONARY OBJECT WITH SUBSEQUENT FALL	E9178
DX_FALLS	FALLS	DX09	E929.3	LATE EFFECTS OF ACCIDENTAL FALL	E9293
DX_FALLS	FALLS	DX09	V15.88	HISTORY OF FALL	V1588
DX_FALLS	FALLS	DX10	W18.00	STRIKING AGAINST UNSPECIFIED OBJECT WITH SUBSEQUENT FALL	W1800
DX_FALLS	FALLS	DX10	W18.01	STRIKING AGAINST SPORTS EQUIPMENT WITH SUBSEQUENT FALL	W1801
DX_FALLS	FALLS	DX10	W18.02	STRIKING AGAINST GLASS WITH SUBSEQUENT FALL	W1802
DX_FALLS	FALLS	DX10	W18.09	STRIKING AGAINST OTHER OBJECT WITH SUBSEQUENT FALL	W1809
DX_FALLS	FALLS	DX10	W19	UNSPECIFIED FALL	W19
DX_FALLS	FALLS	DX10	Z91.81	HISTORY OF FALLING	Z9181
DX_FLUID_BAL	DISORDERS OF FLUID BALANCE (ACID-BASE BALANCE)	DX09	276.50	VOLUME DEPLETION, UNSPECIFIED	27650
DX_FLUID_BAL	DISORDERS OF FLUID BALANCE (ACID-BASE BALANCE)	DX09	276.51	DEHYDRATION	27651
DX_FLUID_BAL	DISORDERS OF FLUID BALANCE (ACID-BASE BALANCE)	DX09	276.52	HYPVOLEMIA	27652
DX_FLUID_BAL	DISORDERS OF FLUID BALANCE (ACID-BASE BALANCE)	DX09	276.61	TRANSFUSION ASSOCIATED CIRCULATORY OVERLOAD	27661
DX_FLUID_BAL	DISORDERS OF FLUID BALANCE (ACID-BASE BALANCE)	DX09	276.69	OTHER FLUID OVERLOAD	27669
DX_FLUID_BAL	DISORDERS OF FLUID BALANCE (ACID-BASE BALANCE)	DX10	E86.0	DEHYDRATION	E860
DX_FLUID_BAL	DISORDERS OF FLUID BALANCE (ACID-BASE BALANCE)	DX10	E86.1	HYPVOLEMIA	E861
DX_FLUID_BAL	DISORDERS OF FLUID BALANCE (ACID-BASE BALANCE)	DX10	E86.9	VOLUME DEPLETION, UNSPECIFIED	E869
DX_FLUID_BAL	DISORDERS OF FLUID BALANCE (ACID-BASE BALANCE)	DX10	E87.70	FLUID OVERLOAD, UNSPECIFIED	E8770
DX_FLUID_BAL	DISORDERS OF FLUID BALANCE (ACID-BASE BALANCE)	DX10	E87.71	TRANSFUSION ASSOCIATED CIRCULATORY OVERLOAD	E8771
DX_FLUID_BAL	DISORDERS OF FLUID BALANCE (ACID-BASE BALANCE)	DX10	E87.79	OTHER FLUID OVERLOAD	E8779
DX_FLUID_ELECT	DISORDERS OF FLUID ELECTROLYTE	DX09	276.0	HYPEROSMOLALITY AND/OR HYPERNATREMIA	2760
DX_FLUID_ELECT	DISORDERS OF FLUID ELECTROLYTE	DX09	276.1	HYPOSMOLALITY AND/OR HYPONATREMIA	2761
DX_FLUID_ELECT	DISORDERS OF FLUID ELECTROLYTE	DX09	276.2	ACIDOSIS	2762
DX_FLUID_ELECT	DISORDERS OF FLUID ELECTROLYTE	DX09	276.3	ALKALOSIS	2763
DX_FLUID_ELECT	DISORDERS OF FLUID ELECTROLYTE	DX09	276.4	MIXED ACID-BASE BALANCE DISORDER	2764

Boehringer Ingelheim
Statistical and Epidemiological Analysis Plan (SEAP) for Non-Interventional Study
(NIS)
BI Study Number 1245-0228

Proprietary confidential information © 2023 Boehringer Ingelheim International GmbH or one or more of its affiliated companies

DX_FLUID_ELECT	DISORDERS OF FLUID ELECTROLYTE	DX09	276.6	FLUID OVERLOAD	2766
DX_FLUID_ELECT	DISORDERS OF FLUID ELECTROLYTE	DX09	276.61	TRANSFUSION ASSOCIATED CIRCULATORY OVERLOAD	27661
DX_FLUID_ELECT	DISORDERS OF FLUID ELECTROLYTE	DX09	276.69	OTHER FLUID OVERLOAD	27669
DX_FLUID_ELECT	DISORDERS OF FLUID ELECTROLYTE	DX09	276.7	HYPERPOTASSEMIA	2767
DX_FLUID_ELECT	DISORDERS OF FLUID ELECTROLYTE	DX09	276.8	HYPOPOTASSEMIA	2768
DX_FLUID_ELECT	DISORDERS OF FLUID ELECTROLYTE	DX09	276.9	ELECTROLYTE AND FLUID DISORDERS NOT ELSEWHERE CLASSIFIED	2769
DX_FLUID_ELECT	DISORDERS OF FLUID ELECTROLYTE	DX10	E87.0	HYPEROSMOLALITY AND HYPERNATREMIA	E870
DX_FLUID_ELECT	DISORDERS OF FLUID ELECTROLYTE	DX10	E87.1	HYPO-OSMOLALITY AND HYPONATREMIA	E871
DX_FLUID_ELECT	DISORDERS OF FLUID ELECTROLYTE	DX10	E87.2	ACIDOSIS	E872
DX_FLUID_ELECT	DISORDERS OF FLUID ELECTROLYTE	DX10	E87.3	ALKALOSIS	E873
DX_FLUID_ELECT	DISORDERS OF FLUID ELECTROLYTE	DX10	E87.4	MIXED DISORDER OF ACID-BASE BALANCE	E874
DX_FLUID_ELECT	DISORDERS OF FLUID ELECTROLYTE	DX10	E87.5	HYPERKALEMIA	E875
DX_FLUID_ELECT	DISORDERS OF FLUID ELECTROLYTE	DX10	E87.6	HYPOKALEMIA	E876
DX_FLUID_ELECT	DISORDERS OF FLUID ELECTROLYTE	DX10	E87.8	OTHER DISORDERS OF ELECTROLYTE AND FLUID BALANCE, NOT ELSEWHERE CLASSIFIED	E878
DX_FRACTURE	FRACTURES	DX09	733.11	PATHOLOGIC FRACTURE OF HUMERUS	73311
DX_FRACTURE	FRACTURES	DX09	733.12	PATHOLOGIC FRACTURE OF DISTAL RADIUS AND ULNA	73312
DX_FRACTURE	FRACTURES	DX09	733.14	PATHOLOGIC FRACTURE OF NECK OF FEMUR	73314
DX_FRACTURE	FRACTURES	DX09	733.15	PATHOLOGIC FRACTURE OF OTHER SPECIFIED PART OF FEMUR	73315
DX_FRACTURE	FRACTURES	DX09	733.16	PATHOLOGIC FRACTURE OF TIBIA OR FIBULA	73316
DX_FRACTURE	FRACTURES	DX09	733.96	STRESS FRACTURE OF FEMORAL NECK	73396
DX_FRACTURE	FRACTURES	DX09	733.97	STRESS FRACTURE OF SHAFT OF FEMUR	73397
DX_FRACTURE	FRACTURES	DX09	733.98	STRESS FRACTURE OF PELVIS	73398
DX_FRACTURE	FRACTURES	DX09	808	FRACTURE OF PELVIS	808
DX_FRACTURE	FRACTURES	DX09	808.0	CLOSED FRACTURE OF ACETABULUM	8080
DX_FRACTURE	FRACTURES	DX09	808.1	OPEN FRACTURE OF ACETABULUM	8081
DX_FRACTURE	FRACTURES	DX09	808.2	CLOSED FRACTURE OF PUBIS	8082
DX_FRACTURE	FRACTURES	DX09	808.3	OPEN FRACTURE OF PUBIS	8083
DX_FRACTURE	FRACTURES	DX09	808.4	CLOSED FRACTURE OF OTHER SPECIFIED PART OF PELVIS	8084
DX_FRACTURE	FRACTURES	DX09	808.41	CLOSED FRACTURE OF ILLIUM	80841
DX_FRACTURE	FRACTURES	DX09	808.42	CLOSED FRACTURE OF ISCHIUM	80842
DX_FRACTURE	FRACTURES	DX09	808.43	MULTIPLE CLOSED PELVIC FRACTURES WITH DISRUPTION OF PELVIC CIRCLE	80843
DX_FRACTURE	FRACTURES	DX09	808.44	MULTIPLE CLOSED PELVIC FRACTURES WITHOUT DISRUPTION OF PELVIC CIRCLE	80844
DX_FRACTURE	FRACTURES	DX09	808.49	CLOSED FRACTURE OF OTHER SPECIFIED PART OF PELVIS	80849
DX_FRACTURE	FRACTURES	DX09	808.5	OPEN FRACTURE OF OTHER SPECIFIED PART OF PELVIS	8085
DX_FRACTURE	FRACTURES	DX09	808.51	OPEN FRACTURE OF ILLIUM	80851
DX_FRACTURE	FRACTURES	DX09	808.52	OPEN FRACTURE OF ISCHIUM	80852
DX_FRACTURE	FRACTURES	DX09	808.53	MULTIPLE OPEN PELVIC FRACTURES WITH DISRUPTION OF PELVIC CIRCLE	80853
DX_FRACTURE	FRACTURES	DX09	808.54	MULTIPLE OPEN PELVIC FRACTURES WITHOUT DISRUPTION OF PELVIC CIRCLE	80854
DX_FRACTURE	FRACTURES	DX09	808.59	OPEN FRACTURE OF OTHER SPECIFIED PART OF PELVIS	80859
DX_FRACTURE	FRACTURES	DX09	808.8	CLOSED UNSPECIFIED FRACTURE OF PELVIS	8088
DX_FRACTURE	FRACTURES	DX09	808.9	OPEN UNSPECIFIED FRACTURE OF PELVIS	8089
DX_FRACTURE	FRACTURES	DX09	810	FRACTURE OF CLAVICLE	810
DX_FRACTURE	FRACTURES	DX09	810.0	CLOSED FRACTURE OF CLAVICLE	8100
DX_FRACTURE	FRACTURES	DX09	810.00	CLOSED FRACTURE OF CLAVICLE, UNSPECIFIED PART	81000
DX_FRACTURE	FRACTURES	DX09	810.01	CLOSED FRACTURE OF STERNAL END OF CLAVICLE	81001
DX_FRACTURE	FRACTURES	DX09	810.02	CLOSED FRACTURE OF SHAFT OF CLAVICLE	81002
DX_FRACTURE	FRACTURES	DX09	810.03	CLOSED FRACTURE OF ACROMIAL END OF CLAVICLE	81003
DX_FRACTURE	FRACTURES	DX09	810.1	OPEN FRACTURE OF CLAVICLE	8101
DX_FRACTURE	FRACTURES	DX09	810.10	OPEN FRACTURE OF CLAVICLE, UNSPECIFIED PART	81010
DX_FRACTURE	FRACTURES	DX09	810.11	OPEN FRACTURE OF STERNAL END OF CLAVICLE	81011
DX_FRACTURE	FRACTURES	DX09	810.12	OPEN FRACTURE OF SHAFT OF CLAVICLE	81012
DX_FRACTURE	FRACTURES	DX09	810.13	OPEN FRACTURE OF ACROMIAL END OF CLAVICLE	81013
DX_FRACTURE	FRACTURES	DX09	812	FRACTURE OF HUMERUS	812
DX_FRACTURE	FRACTURES	DX09	812.0	FRACTURE OF UPPER END OF HUMERUS, CLOSED	8120
DX_FRACTURE	FRACTURES	DX09	812.00	CLOSED FRACTURE OF UNSPECIFIED PART OF UPPER END OF HUMERUS	81200
DX_FRACTURE	FRACTURES	DX09	812.01	CLOSED FRACTURE OF SURGICAL NECK OF HUMERUS	81201
DX_FRACTURE	FRACTURES	DX09	812.02	CLOSED FRACTURE OF ANATOMICAL NECK OF HUMERUS	81202
DX_FRACTURE	FRACTURES	DX09	812.03	CLOSED FRACTURE OF GREATER TUBEROSITY OF HUMERUS	81203
DX_FRACTURE	FRACTURES	DX09	812.09	OTHER CLOSED FRACTURE OF UPPER END OF HUMERUS	81209
DX_FRACTURE	FRACTURES	DX09	812.1	FRACTURE OF UPPER END OF HUMERUS, OPEN	8121
DX_FRACTURE	FRACTURES	DX09	812.10	OPEN FRACTURE OF UNSPECIFIED PART OF UPPER END OF HUMERUS	81210
DX_FRACTURE	FRACTURES	DX09	812.11	OPEN FRACTURE OF SURGICAL NECK OF HUMERUS	81211
DX_FRACTURE	FRACTURES	DX09	812.12	OPEN FRACTURE OF ANATOMICAL NECK OF HUMERUS	81212
DX_FRACTURE	FRACTURES	DX09	812.13	OPEN FRACTURE OF GREATER TUBEROSITY OF HUMERUS	81213
DX_FRACTURE	FRACTURES	DX09	812.19	OTHER OPEN FRACTURE OF UPPER END OF HUMERUS	81219
DX_FRACTURE	FRACTURES	DX09	812.2	CLOSED FRACTURE OF SHAFT OR UNSPECIFIED PART OF HUMERUS	8122
DX_FRACTURE	FRACTURES	DX09	812.20	CLOSED FRACTURE OF UNSPECIFIED PART OF HUMERUS	81220
DX_FRACTURE	FRACTURES	DX09	812.21	CLOSED FRACTURE OF SHAFT OF HUMERUS	81221
DX_FRACTURE	FRACTURES	DX09	812.3	FRACTURE OF SHAFT OR UNSPECIFIED PART OF HUMERUS, OPEN	8123
DX_FRACTURE	FRACTURES	DX09	812.30	OPEN FRACTURE OF UNSPECIFIED PART OF HUMERUS	81230
DX_FRACTURE	FRACTURES	DX09	812.31	OPEN FRACTURE OF SHAFT OF HUMERUS	81231
DX_FRACTURE	FRACTURES	DX09	812.4	FRACTURE OF LOWER END OF HUMERUS, CLOSED	8124
DX_FRACTURE	FRACTURES	DX09	812.40	CLOSED FRACTURE OF UNSPECIFIED PART OF LOWER END OF HUMERUS	81240
DX_FRACTURE	FRACTURES	DX09	812.41	CLOSED SUPRACONDYLAR FRACTURE OF HUMERUS	81241
DX_FRACTURE	FRACTURES	DX09	812.42	CLOSED FRACTURE OF LATERAL CONDYLE OF HUMERUS	81242
DX_FRACTURE	FRACTURES	DX09	812.43	CLOSED FRACTURE OF MEDIAL CONDYLE OF HUMERUS	81243
DX_FRACTURE	FRACTURES	DX09	812.44	CLOSED FRACTURE OF UNSPECIFIED CONDYLE(S) OF HUMERUS	81244
DX_FRACTURE	FRACTURES	DX09	812.49	OTHER CLOSED FRACTURE OF LOWER END OF HUMERUS	81249
DX_FRACTURE	FRACTURES	DX09	812.5	FRACTURE OF LOWER END OF HUMERUS, OPEN	8125
DX_FRACTURE	FRACTURES	DX09	812.50	OPEN FRACTURE OF UNSPECIFIED PART OF LOWER END OF HUMERUS	81250
DX_FRACTURE	FRACTURES	DX09	812.51	OPEN SUPRACONDYLAR FRACTURE OF HUMERUS	81251
DX_FRACTURE	FRACTURES	DX09	812.52	OPEN FRACTURE OF LATERAL CONDYLE OF HUMERUS	81252
DX_FRACTURE	FRACTURES	DX09	812.53	OPEN FRACTURE OF MEDIAL CONDYLE OF HUMERUS	81253
DX_FRACTURE	FRACTURES	DX09	812.54	OPEN FRACTURE OF UNSPECIFIED CONDYLE(S) OF HUMERUS	81254
DX_FRACTURE	FRACTURES	DX09	812.59	OTHER OPEN FRACTURE OF LOWER END OF HUMERUS	81259
DX_FRACTURE	FRACTURES	DX09	813	FRACTURE OF RADIUS AND ULNA	813
DX_FRACTURE	FRACTURES	DX09	813.0	FRACTURE OF UPPER END OF RADIUS AND ULNA, CLOSED	8130
DX_FRACTURE	FRACTURES	DX09	813.00	CLOSED FRACTURE OF UPPER END OF FOREARM, UNSPECIFIED	81300
DX_FRACTURE	FRACTURES	DX09	813.01	CLOSED FRACTURE OF OLECRANON PROCESS OF ULNA	81301
DX_FRACTURE	FRACTURES	DX09	813.02	CLOSED FRACTURE OF CORONOID PROCESS OF ULNA	81302
DX_FRACTURE	FRACTURES	DX09	813.03	CLOSED MONTEGGIA'S FRACTURE	81303
DX_FRACTURE	FRACTURES	DX09	813.04	OTHER AND UNSPECIFIED CLOSED FRACTURES OF PROXIMAL END OF ULNA (ALONE)	81304
DX_FRACTURE	FRACTURES	DX09	813.05	CLOSED FRACTURE OF HEAD OF RADIUS	81305
DX_FRACTURE	FRACTURES	DX09	813.06	CLOSED FRACTURE OF NECK OF RADIUS	81306
DX_FRACTURE	FRACTURES	DX09	813.07	OTHER AND UNSPECIFIED CLOSED FRACTURES OF PROXIMAL END OF RADIUS (ALONE)	81307
DX_FRACTURE	FRACTURES	DX09	813.08	CLOSED FRACTURE OF RADIUS WITH ULNA, UPPER END [ANY PART]	81308
DX_FRACTURE	FRACTURES	DX09	813.1	FRACTURE OF UPPER END OF RADIUS AND ULNA, OPEN	8131
DX_FRACTURE	FRACTURES	DX09	813.10	OPEN FRACTURE OF UPPER END OF FOREARM, UNSPECIFIED	81310
DX_FRACTURE	FRACTURES	DX09	813.11	OPEN FRACTURE OF OLECRANON PROCESS OF ULNA	81311
DX_FRACTURE	FRACTURES	DX09	813.12	OPEN FRACTURE OF CORONOID PROCESS OF ULNA	81312
DX_FRACTURE	FRACTURES	DX09	813.13	OPEN MONTEGGIA'S FRACTURE	81313

Boehringer Ingelheim
Statistical and Epidemiological Analysis Plan (SEAP) for Non-Interventional Study
(NIS)
BI Study Number 1245-0228

c39712001-02

Proprietary confidential information © 2023 Boehringer Ingelheim International GmbH or one or more of its affiliated companies

DX_FRACTURE	FRACTURES	DX09	813.14	OTHER AND UNSPECIFIED OPEN FRACTURES OF PROXIMAL END OF ULNA (ALONE)	81314
DX_FRACTURE	FRACTURES	DX09	813.15	OPEN FRACTURE OF HEAD OF RADIUS	81315
DX_FRACTURE	FRACTURES	DX09	813.16	OPEN FRACTURE OF NECK OF RADIUS	81316
DX_FRACTURE	FRACTURES	DX09	813.17	OTHER AND UNSPECIFIED OPEN FRACTURES OF PROXIMAL END OF RADIUS (ALONE)	81317
DX_FRACTURE	FRACTURES	DX09	813.18	OPEN FRACTURE OF RADIUS WITH ULNA, UPPER END (ANY PART)	81318
DX_FRACTURE	FRACTURES	DX09	813.2	FRACTURE OF SHAFT OF RADIUS AND ULNA, CLOSED	8132
DX_FRACTURE	FRACTURES	DX09	813.20	CLOSED FRACTURE OF SHAFT OF RADIUS OR ULNA, UNSPECIFIED	81320
DX_FRACTURE	FRACTURES	DX09	813.21	CLOSED FRACTURE OF SHAFT OF RADIUS (ALONE)	81321
DX_FRACTURE	FRACTURES	DX09	813.22	CLOSED FRACTURE OF SHAFT OF ULNA (ALONE)	81322
DX_FRACTURE	FRACTURES	DX09	813.23	CLOSED FRACTURE OF SHAFT OF RADIUS WITH ULNA	81323
DX_FRACTURE	FRACTURES	DX09	813.3	FRACTURE OF SHAFT OF RADIUS AND ULNA, OPEN	8133
DX_FRACTURE	FRACTURES	DX09	813.30	OPEN FRACTURE OF SHAFT OF RADIUS OR ULNA, UNSPECIFIED	81330
DX_FRACTURE	FRACTURES	DX09	813.31	OPEN FRACTURE OF SHAFT OF RADIUS (ALONE)	81331
DX_FRACTURE	FRACTURES	DX09	813.32	OPEN FRACTURE OF SHAFT OF ULNA (ALONE)	81332
DX_FRACTURE	FRACTURES	DX09	813.33	OPEN FRACTURE OF SHAFT OF RADIUS WITH ULNA	81333
DX_FRACTURE	FRACTURES	DX09	813.4	FRACTURE OF LOWER END OF RADIUS AND ULNA, CLOSED	8134
DX_FRACTURE	FRACTURES	DX09	813.40	CLOSED FRACTURE OF LOWER END OF FOREARM, UNSPECIFIED	81340
DX_FRACTURE	FRACTURES	DX09	813.41	CLOSED COLLES' FRACTURE	81341
DX_FRACTURE	FRACTURES	DX09	813.42	OTHER CLOSED FRACTURES OF DISTAL END OF RADIUS (ALONE)	81342
DX_FRACTURE	FRACTURES	DX09	813.43	CLOSED FRACTURE OF DISTAL END OF ULNA (ALONE)	81343
DX_FRACTURE	FRACTURES	DX09	813.44	CLOSED FRACTURE OF LOWER END OF RADIUS WITH ULNA	81344
DX_FRACTURE	FRACTURES	DX09	813.45	TORUS FRACTURE OF RADIUS (ALONE)	81345
DX_FRACTURE	FRACTURES	DX09	813.46	TORUS FRACTURE OF ULNA (ALONE)	81346
DX_FRACTURE	FRACTURES	DX09	813.47	TORUS FRACTURE OF RADIUS AND ULNA	81347
DX_FRACTURE	FRACTURES	DX09	813.5	FRACTURE OF LOWER END OF RADIUS AND ULNA, OPEN	8135
DX_FRACTURE	FRACTURES	DX09	813.50	OPEN FRACTURE OF LOWER END OF FOREARM, UNSPECIFIED	81350
DX_FRACTURE	FRACTURES	DX09	813.51	OPEN COLLES' FRACTURE	81351
DX_FRACTURE	FRACTURES	DX09	813.52	OTHER OPEN FRACTURES OF DISTAL END OF RADIUS (ALONE)	81352
DX_FRACTURE	FRACTURES	DX09	813.53	OPEN FRACTURE OF DISTAL END OF ULNA (ALONE)	81353
DX_FRACTURE	FRACTURES	DX09	813.54	OPEN FRACTURE OF LOWER END OF RADIUS WITH ULNA	81354
DX_FRACTURE	FRACTURES	DX09	813.8	FRACTURE OF UNSPECIFIED PART OF RADIUS WITH ULNA, CLOSED	8138
DX_FRACTURE	FRACTURES	DX09	813.80	CLOSED FRACTURE OF UNSPECIFIED PART OF FOREARM	81380
DX_FRACTURE	FRACTURES	DX09	813.81	CLOSED FRACTURE OF UNSPECIFIED PART OF RADIUS (ALONE)	81381
DX_FRACTURE	FRACTURES	DX09	813.82	CLOSED FRACTURE OF UNSPECIFIED PART OF ULNA (ALONE)	81382
DX_FRACTURE	FRACTURES	DX09	813.83	CLOSED FRACTURE OF UNSPECIFIED PART OF RADIUS WITH ULNA	81383
DX_FRACTURE	FRACTURES	DX09	813.9	FRACTURE OF UNSPECIFIED PART OF RADIUS WITH ULNA, OPEN	8139
DX_FRACTURE	FRACTURES	DX09	813.90	OPEN FRACTURE OF UNSPECIFIED PART OF FOREARM	81390
DX_FRACTURE	FRACTURES	DX09	813.91	OPEN FRACTURE OF UNSPECIFIED PART OF RADIUS (ALONE)	81391
DX_FRACTURE	FRACTURES	DX09	813.92	OPEN FRACTURE OF UNSPECIFIED PART OF ULNA (ALONE)	81392
DX_FRACTURE	FRACTURES	DX09	813.93	OPEN FRACTURE OF UNSPECIFIED PART OF RADIUS WITH ULNA	81393
DX_FRACTURE	FRACTURES	DX09	820.00	CLOSED FRACTURE OF INTRACAPSULAR SECTION OF NECK OF FEMUR, UNSPECIFIED	82000
DX_FRACTURE	FRACTURES	DX09	820.02	CLOSED FRACTURE OF MIDCERVICAL SECTION OF NECK OF FEMUR	82002
DX_FRACTURE	FRACTURES	DX09	820.03	CLOSED FRACTURE OF BASE OF NECK OF FEMUR	82003
DX_FRACTURE	FRACTURES	DX09	820.09	OTHER CLOSED TRANSVERSAL FRACTURE OF NECK OF FEMUR	82009
DX_FRACTURE	FRACTURES	DX09	820.10	OPEN FRACTURE OF INTRACAPSULAR SECTION OF NECK OF FEMUR, UNSPECIFIED	82010
DX_FRACTURE	FRACTURES	DX09	820.12	OPEN FRACTURE OF MIDCERVICAL SECTION OF NECK OF FEMUR	82012
DX_FRACTURE	FRACTURES	DX09	820.13	OPEN FRACTURE OF BASE OF NECK OF FEMUR	82013
DX_FRACTURE	FRACTURES	DX09	820.19	OTHER OPEN TRANSVERSAL FRACTURE OF NECK OF FEMUR	82019
DX_FRACTURE	FRACTURES	DX09	820.2	PERTROCHANTERIC FRACTURE OF FEMUR, CLOSED	8202
DX_FRACTURE	FRACTURES	DX09	820.20	CLOSED FRACTURE OF TROCHANTERIC SECTION OF NECK OF FEMUR	82020
DX_FRACTURE	FRACTURES	DX09	820.21	CLOSED FRACTURE OF INTERTROCHANTERIC SECTION OF NECK OF FEMUR	82021
DX_FRACTURE	FRACTURES	DX09	820.22	CLOSED FRACTURE OF SUBTROCHANTERIC SECTION OF NECK OF FEMUR	82022
DX_FRACTURE	FRACTURES	DX09	820.3	PERTROCHANTERIC FRACTURE OF FEMUR, OPEN	8203
DX_FRACTURE	FRACTURES	DX09	820.30	OPEN FRACTURE OF TROCHANTERIC SECTION OF NECK OF FEMUR, UNSPECIFIED	82030
DX_FRACTURE	FRACTURES	DX09	820.31	OPEN FRACTURE OF INTERTROCHANTERIC SECTION OF NECK OF FEMUR	82031
DX_FRACTURE	FRACTURES	DX09	820.32	OPEN FRACTURE OF SUBTROCHANTERIC SECTION OF NECK OF FEMUR	82032
DX_FRACTURE	FRACTURES	DX09	820.8	CLOSED FRACTURE OF UNSPECIFIED PART OF NECK OF FEMUR	8208
DX_FRACTURE	FRACTURES	DX09	820.9	OPEN FRACTURE OF UNSPECIFIED PART OF NECK OF FEMUR	8209
DX_FRACTURE	FRACTURES	DX09	821	FRACTURE OF OTHER AND UNSPECIFIED PARTS OF FEMUR	821
DX_FRACTURE	FRACTURES	DX09	821.0	FRACTURE OF SHAFT OR UNSPECIFIED PART OF FEMUR, CLOSED	8210
DX_FRACTURE	FRACTURES	DX09	821.00	CLOSED FRACTURE OF UNSPECIFIED PART OF FEMUR	82100
DX_FRACTURE	FRACTURES	DX09	821.01	CLOSED FRACTURE OF SHAFT OF FEMUR	82101
DX_FRACTURE	FRACTURES	DX09	821.1	FRACTURE OF SHAFT OR UNSPECIFIED PART OF FEMUR, OPEN	8211
DX_FRACTURE	FRACTURES	DX09	821.10	OPEN FRACTURE OF UNSPECIFIED PART OF FEMUR	82110
DX_FRACTURE	FRACTURES	DX09	821.11	OPEN FRACTURE OF SHAFT OF FEMUR	82111
DX_FRACTURE	FRACTURES	DX09	821.2	FRACTURE OF LOWER END OF FEMUR, CLOSED	8212
DX_FRACTURE	FRACTURES	DX09	821.20	CLOSED FRACTURE OF LOWER END OF FEMUR, UNSPECIFIED PART	82120
DX_FRACTURE	FRACTURES	DX09	821.21	CLOSED FRACTURE OF CONDYLE, FEMORAL	82121
DX_FRACTURE	FRACTURES	DX09	821.22	CLOSED FRACTURE OF EPIPHYSIS, LOWER (SEPARATION) OF FEMUR	82122
DX_FRACTURE	FRACTURES	DX09	821.23	CLOSED SUPRACONDYLAR FRACTURE OF FEMUR	82123
DX_FRACTURE	FRACTURES	DX09	821.29	OTHER CLOSED FRACTURE OF LOWER END OF FEMUR	82129
DX_FRACTURE	FRACTURES	DX09	821.3	FRACTURE OF LOWER END OF FEMUR, OPEN	8213
DX_FRACTURE	FRACTURES	DX09	821.30	OPEN FRACTURE OF LOWER END OF FEMUR, UNSPECIFIED PART	82130
DX_FRACTURE	FRACTURES	DX09	821.31	OPEN FRACTURE OF CONDYLE, FEMORAL	82131
DX_FRACTURE	FRACTURES	DX09	821.32	OPEN FRACTURE OF EPIPHYSIS, LOWER (SEPARATION) OF FEMUR	82132
DX_FRACTURE	FRACTURES	DX09	821.33	OPEN SUPRACONDYLAR FRACTURE OF FEMUR	82133
DX_FRACTURE	FRACTURES	DX09	821.39	OTHER OPEN FRACTURE OF LOWER END OF FEMUR	82139
DX_FRACTURE	FRACTURES	DX09	823	FRACTURE OF TIBIA AND FIBULA	823
DX_FRACTURE	FRACTURES	DX09	823.0	FRACTURE OF UPPER END OF TIBIA AND FIBULA, CLOSED	8230
DX_FRACTURE	FRACTURES	DX09	823.00	CLOSED FRACTURE OF UPPER END OF TIBIA ALONE	82300
DX_FRACTURE	FRACTURES	DX09	823.01	CLOSED FRACTURE OF UPPER END OF FIBULA ALONE	82301
DX_FRACTURE	FRACTURES	DX09	823.02	CLOSED FRACTURE OF UPPER END OF FIBULA WITH TIBIA	82302
DX_FRACTURE	FRACTURES	DX09	823.1	FRACTURE OF UPPER END OF TIBIA AND FIBULA, OPEN	8231
DX_FRACTURE	FRACTURES	DX09	823.10	OPEN FRACTURE OF UPPER END OF TIBIA ALONE	82310
DX_FRACTURE	FRACTURES	DX09	823.11	OPEN FRACTURE OF UPPER END OF FIBULA ALONE	82311
DX_FRACTURE	FRACTURES	DX09	823.12	OPEN FRACTURE OF UPPER END OF FIBULA WITH TIBIA	82312
DX_FRACTURE	FRACTURES	DX09	823.2	FRACTURE OF SHAFT OF TIBIA AND FIBULA, CLOSED	8232
DX_FRACTURE	FRACTURES	DX09	823.20	CLOSED FRACTURE OF SHAFT OF TIBIA ALONE	82320
DX_FRACTURE	FRACTURES	DX09	823.21	CLOSED FRACTURE OF SHAFT OF FIBULA ALONE	82321
DX_FRACTURE	FRACTURES	DX09	823.22	CLOSED FRACTURE OF SHAFT OF FIBULA WITH TIBIA	82322
DX_FRACTURE	FRACTURES	DX09	823.3	FRACTURE OF SHAFT OF TIBIA AND FIBULA, OPEN	8233
DX_FRACTURE	FRACTURES	DX09	823.30	OPEN FRACTURE OF SHAFT OF TIBIA ALONE	82330
DX_FRACTURE	FRACTURES	DX09	823.31	OPEN FRACTURE OF SHAFT OF FIBULA ALONE	82331
DX_FRACTURE	FRACTURES	DX09	823.32	OPEN FRACTURE OF SHAFT OF FIBULA WITH TIBIA	82332
DX_FRACTURE	FRACTURES	DX09	823.4	TORUS FRACTURE	8234
DX_FRACTURE	FRACTURES	DX09	823.40	TORUS FRACTURE, TIBIA ALONE	82340
DX_FRACTURE	FRACTURES	DX09	823.41	TORUS FRACTURE, FIBULA ALONE	82341
DX_FRACTURE	FRACTURES	DX09	823.42	TORUS FRACTURE, FIBULA WITH TIBIA	82342
DX_FRACTURE	FRACTURES	DX09	823.8	FRACTURE OF UNSPECIFIED PART OF TIBIA AND FIBULA, CLOSED	8238
DX_FRACTURE	FRACTURES	DX09	823.80	CLOSED FRACTURE OF UNSPECIFIED PART OF TIBIA ALONE	82380
DX_FRACTURE	FRACTURES	DX09	823.81	CLOSED FRACTURE OF UNSPECIFIED PART OF FIBULA ALONE	82381

Boehringer Ingelheim
Statistical and Epidemiological Analysis Plan (SEAP) for Non-Interventional Study
(NIS)
BI Study Number 1245-0228

Proprietary confidential information © 2023 Boehringer Ingelheim International GmbH or one or more of its affiliated companies

DX_FRACTURE	FRACTURES	DX09	823.82	CLOSED FRACTURE OF UNSPECIFIED PART OF FIBULA WITH TIBIA	82382
DX_FRACTURE	FRACTURES	DX09	823.9	FRACTURE OF UNSPECIFIED PART OF TIBIA AND FIBULA, OPEN	82390
DX_FRACTURE	FRACTURES	DX09	823.90	OPEN FRACTURE OF UNSPECIFIED PART OF TIBIA ALONE	82390
DX_FRACTURE	FRACTURES	DX09	823.91	OPEN FRACTURE OF UNSPECIFIED PART OF FIBULA ALONE	82391
DX_FRACTURE	FRACTURES	DX09	823.92	OPEN FRACTURE OF UNSPECIFIED PART OF FIBULA WITH TIBIA	82392
DX_FRACTURE	FRACTURES	DX09	824	FRACTURE OF ANKLE	824
DX_FRACTURE	FRACTURES	DX09	824.0	FRACTURE OF MEDIAL MALLEOLUS, CLOSED	8240
DX_FRACTURE	FRACTURES	DX09	824.1	FRACTURE OF MEDIAL MALLEOLUS, OPEN	8241
DX_FRACTURE	FRACTURES	DX09	824.2	FRACTURE OF LATERAL MALLEOLUS, CLOSED	8242
DX_FRACTURE	FRACTURES	DX09	824.3	FRACTURE OF LATERAL MALLEOLUS, OPEN	8243
DX_FRACTURE	FRACTURES	DX09	824.4	BIMALLEOLAR FRACTURE, CLOSED	8244
DX_FRACTURE	FRACTURES	DX09	824.5	BIMALLEOLAR FRACTURE, OPEN	8245
DX_FRACTURE	FRACTURES	DX09	824.6	TRIMALLEOLAR FRACTURE, CLOSED	8246
DX_FRACTURE	FRACTURES	DX09	824.7	TRIMALLEOLAR FRACTURE, OPEN	8247
DX_FRACTURE	FRACTURES	DX09	824.8	UNSPECIFIED FRACTURE OF ANKLE, CLOSED	8248
DX_FRACTURE	FRACTURES	DX09	824.9	UNSPECIFIED FRACTURE OF ANKLE, OPEN	8249
DX_FRACTURE	FRACTURES	DX09	V13.51	PERSONAL HISTORY OF PATHOLOGIC FRACTURE	V1351
DX_FRACTURE	FRACTURES	DX09	V13.52	PERSONAL HISTORY OF STRESS FRACTURE	V1352
DX_FRACTURE	FRACTURES	DX10	M80.021A	AGE-RELATED OSTEOPOROSIS WITH CURRENT PATHOLOGICAL FRACTURE, RIGHT HUMERUS, INITIAL ENCOUNTER FOR FRACTURE	M80021A
DX_FRACTURE	FRACTURES	DX10	M80.022A	AGE-RELATED OSTEOPOROSIS WITH CURRENT PATHOLOGICAL FRACTURE, LEFT HUMERUS, INITIAL ENCOUNTER FOR FRACTURE	M80022A
DX_FRACTURE	FRACTURES	DX10	M80.029A	AGE-RELATED OSTEOPOROSIS WITH CURRENT PATHOLOGICAL FRACTURE, UNSPECIFIED HUMERUS, INITIAL ENCOUNTER FOR FRACTURE	M80029A
DX_FRACTURE	FRACTURES	DX10	M80.031A	AGE-RELATED OSTEOPOROSIS WITH CURRENT PATHOLOGICAL FRACTURE, RIGHT FOREARM, INITIAL ENCOUNTER FOR FRACTURE	M80031A
DX_FRACTURE	FRACTURES	DX10	M80.032A	AGE-RELATED OSTEOPOROSIS WITH CURRENT PATHOLOGICAL FRACTURE, LEFT FOREARM, INITIAL ENCOUNTER FOR FRACTURE	M80032A
DX_FRACTURE	FRACTURES	DX10	M80.039A	AGE-RELATED OSTEOPOROSIS WITH CURRENT PATHOLOGICAL FRACTURE, UNSPECIFIED FOREARM, INITIAL ENCOUNTER FOR FRACTURE	M80039A
DX_FRACTURE	FRACTURES	DX10	M80.051A	AGE-RELATED OSTEOPOROSIS WITH CURRENT PATHOLOGICAL FRACTURE, RIGHT FEMUR, INITIAL ENCOUNTER FOR FRACTURE	M80051A
DX_FRACTURE	FRACTURES	DX10	M80.052A	AGE-RELATED OSTEOPOROSIS WITH CURRENT PATHOLOGICAL FRACTURE, LEFT FEMUR, INITIAL ENCOUNTER FOR FRACTURE	M80052A
DX_FRACTURE	FRACTURES	DX10	M80.059A	AGE-RELATED OSTEOPOROSIS WITH CURRENT PATHOLOGICAL FRACTURE, UNSPECIFIED FEMUR, INITIAL ENCOUNTER FOR FRACTURE	M80059A
DX_FRACTURE	FRACTURES	DX10	M80.061	AGE-RELATED OSTEOPOROSIS WITH CURRENT PATHOLOGICAL FRACTURE, RIGHT LOWER LEG	M80061
DX_FRACTURE	FRACTURES	DX10	M80.061A	AGE-RELATED OSTEOPOROSIS WITH CURRENT PATHOLOGICAL FRACTURE, RIGHT LOWER LEG, INITIAL ENCOUNTER FOR FRACTURE	M80061A
DX_FRACTURE	FRACTURES	DX10	M80.061D	AGE-RELATED OSTEOPOROSIS WITH CURRENT PATHOLOGICAL FRACTURE, RIGHT LOWER LEG, SUBSEQUENT ENCOUNTER FOR FRACTURE WITH ROUTINE HEALING	M80061D
DX_FRACTURE	FRACTURES	DX10	M80.061G	AGE-RELATED OSTEOPOROSIS WITH CURRENT PATHOLOGICAL FRACTURE, RIGHT LOWER LEG, SUBSEQUENT ENCOUNTER FOR FRACTURE WITH DELAYED HEALING	M80061G
DX_FRACTURE	FRACTURES	DX10	M80.061K	AGE-RELATED OSTEOPOROSIS WITH CURRENT PATHOLOGICAL FRACTURE, RIGHT LOWER LEG, SUBSEQUENT ENCOUNTER FOR FRACTURE WITH NONUNION	M80061K
DX_FRACTURE	FRACTURES	DX10	M80.061P	AGE-RELATED OSTEOPOROSIS WITH CURRENT PATHOLOGICAL FRACTURE, RIGHT LOWER LEG, SUBSEQUENT ENCOUNTER FOR FRACTURE WITH MALUNION	M80061P
DX_FRACTURE	FRACTURES	DX10	M80.061S	AGE-RELATED OSTEOPOROSIS WITH CURRENT PATHOLOGICAL FRACTURE, RIGHT LOWER LEG, SEQUELA	M80061S
DX_FRACTURE	FRACTURES	DX10	M80.062	AGE-RELATED OSTEOPOROSIS WITH CURRENT PATHOLOGICAL FRACTURE, LEFT LOWER LEG	M80062
DX_FRACTURE	FRACTURES	DX10	M80.062A	AGE-RELATED OSTEOPOROSIS WITH CURRENT PATHOLOGICAL FRACTURE, LEFT LOWER LEG, INITIAL ENCOUNTER FOR FRACTURE	M80062A
DX_FRACTURE	FRACTURES	DX10	M80.062D	AGE-RELATED OSTEOPOROSIS WITH CURRENT PATHOLOGICAL FRACTURE, LEFT LOWER LEG, SUBSEQUENT ENCOUNTER FOR FRACTURE WITH ROUTINE HEALING	M80062D
DX_FRACTURE	FRACTURES	DX10	M80.062G	AGE-RELATED OSTEOPOROSIS WITH CURRENT PATHOLOGICAL FRACTURE, LEFT LOWER LEG, SUBSEQUENT ENCOUNTER FOR FRACTURE WITH DELAYED HEALING	M80062G
DX_FRACTURE	FRACTURES	DX10	M80.062K	AGE-RELATED OSTEOPOROSIS WITH CURRENT PATHOLOGICAL FRACTURE, LEFT LOWER LEG, SUBSEQUENT ENCOUNTER FOR FRACTURE WITH NONUNION	M80062K
DX_FRACTURE	FRACTURES	DX10	M80.062P	AGE-RELATED OSTEOPOROSIS WITH CURRENT PATHOLOGICAL FRACTURE, LEFT LOWER LEG, SUBSEQUENT ENCOUNTER FOR FRACTURE WITH MALUNION	M80062P
DX_FRACTURE	FRACTURES	DX10	M80.062S	AGE-RELATED OSTEOPOROSIS WITH CURRENT PATHOLOGICAL FRACTURE, LEFT LOWER LEG, SEQUELA	M80062S
DX_FRACTURE	FRACTURES	DX10	M80.071	AGE-RELATED OSTEOPOROSIS WITH CURRENT PATHOLOGICAL FRACTURE, RIGHT ANKLE AND FOOT	M80071
DX_FRACTURE	FRACTURES	DX10	M80.071A	AGE-RELATED OSTEOPOROSIS WITH CURRENT PATHOLOGICAL FRACTURE, RIGHT ANKLE AND FOOT, INITIAL ENCOUNTER FOR FRACTURE	M80071A
DX_FRACTURE	FRACTURES	DX10	M80.071D	AGE-RELATED OSTEOPOROSIS WITH CURRENT PATHOLOGICAL FRACTURE, RIGHT ANKLE AND FOOT, SUBSEQUENT ENCOUNTER FOR FRACTURE WITH ROUTINE HEALING	M80071D
DX_FRACTURE	FRACTURES	DX10	M80.071G	AGE-RELATED OSTEOPOROSIS WITH CURRENT PATHOLOGICAL FRACTURE, RIGHT ANKLE AND FOOT, SUBSEQUENT ENCOUNTER FOR FRACTURE WITH DELAYED HEALING	M80071G
DX_FRACTURE	FRACTURES	DX10	M80.071K	AGE-RELATED OSTEOPOROSIS WITH CURRENT PATHOLOGICAL FRACTURE, RIGHT ANKLE AND FOOT, SUBSEQUENT ENCOUNTER FOR FRACTURE WITH NONUNION	M80071K
DX_FRACTURE	FRACTURES	DX10	M80.071P	AGE-RELATED OSTEOPOROSIS WITH CURRENT PATHOLOGICAL FRACTURE, RIGHT ANKLE AND FOOT, SUBSEQUENT ENCOUNTER FOR FRACTURE WITH MALUNION	M80071P
DX_FRACTURE	FRACTURES	DX10	M80.071S	AGE-RELATED OSTEOPOROSIS WITH CURRENT PATHOLOGICAL FRACTURE, RIGHT ANKLE AND FOOT, SEQUELA	M80071S
DX_FRACTURE	FRACTURES	DX10	M80.072	AGE-RELATED OSTEOPOROSIS WITH CURRENT PATHOLOGICAL FRACTURE, LEFT ANKLE AND FOOT	M80072
DX_FRACTURE	FRACTURES	DX10	M80.072A	AGE-RELATED OSTEOPOROSIS WITH CURRENT PATHOLOGICAL FRACTURE, LEFT ANKLE AND FOOT, INITIAL ENCOUNTER FOR FRACTURE	M80072A
DX_FRACTURE	FRACTURES	DX10	M80.072D	AGE-RELATED OSTEOPOROSIS WITH CURRENT PATHOLOGICAL FRACTURE, LEFT ANKLE AND FOOT, SUBSEQUENT ENCOUNTER FOR FRACTURE WITH ROUTINE HEALING	M80072D
DX_FRACTURE	FRACTURES	DX10	M80.072G	AGE-RELATED OSTEOPOROSIS WITH CURRENT PATHOLOGICAL FRACTURE, LEFT ANKLE AND FOOT, SUBSEQUENT ENCOUNTER FOR FRACTURE WITH DELAYED HEALING	M80072G
DX_FRACTURE	FRACTURES	DX10	M80.072K	AGE-RELATED OSTEOPOROSIS WITH CURRENT PATHOLOGICAL FRACTURE, LEFT ANKLE AND FOOT, SUBSEQUENT ENCOUNTER FOR FRACTURE WITH NONUNION	M80072K
DX_FRACTURE	FRACTURES	DX10	M80.072P	AGE-RELATED OSTEOPOROSIS WITH CURRENT PATHOLOGICAL FRACTURE, LEFT ANKLE AND FOOT, SUBSEQUENT ENCOUNTER FOR FRACTURE WITH MALUNION	M80072P
DX_FRACTURE	FRACTURES	DX10	M80.072S	AGE-RELATED OSTEOPOROSIS WITH CURRENT PATHOLOGICAL FRACTURE, LEFT ANKLE AND FOOT, SEQUELA	M80072S
DX_FRACTURE	FRACTURES	DX10	M80.079	AGE-RELATED OSTEOPOROSIS WITH CURRENT PATHOLOGICAL FRACTURE, UNSPECIFIED ANKLE AND FOOT	M80079
DX_FRACTURE	FRACTURES	DX10	M80.079A	AGE-RELATED OSTEOPOROSIS WITH CURRENT PATHOLOGICAL FRACTURE, UNSPECIFIED ANKLE AND FOOT, INITIAL ENCOUNTER FOR FRACTURE	M80079A
DX_FRACTURE	FRACTURES	DX10	M80.079D	AGE-RELATED OSTEOPOROSIS WITH CURRENT PATHOLOGICAL FRACTURE, UNSPECIFIED ANKLE AND FOOT, SUBSEQUENT ENCOUNTER FOR FRACTURE WITH ROUTINE HEALING	M80079D

Boehringer Ingelheim
Statistical and Epidemiological Analysis Plan (SEAP) for Non-Interventional Study
(NIS)
BI Study Number 1245-0228

Proprietary confidential information © 2023 Boehringer Ingelheim International GmbH or one or more of its affiliated companies

DX_FRACTURE	FRACTURES	DX10	M80.079G	AGE-RELATED OSTEOPOROSIS WITH CURRENT PATHOLOGICAL FRACTURE, UNSPECIFIED ANKLE AND FOOT, SUBSEQUENT ENCOUNTER FOR FRACTURE WITH DELAYED HEALING	M80079G
DX_FRACTURE	FRACTURES	DX10	M80.079K	AGE-RELATED OSTEOPOROSIS WITH CURRENT PATHOLOGICAL FRACTURE, UNSPECIFIED ANKLE AND FOOT, SUBSEQUENT ENCOUNTER FOR FRACTURE WITH NONUNION	M80079K
DX_FRACTURE	FRACTURES	DX10	M80.079P	AGE-RELATED OSTEOPOROSIS WITH CURRENT PATHOLOGICAL FRACTURE, UNSPECIFIED ANKLE AND FOOT, SUBSEQUENT ENCOUNTER FOR FRACTURE WITH MALUNION	M80079P
DX_FRACTURE	FRACTURES	DX10	M80.079S	AGE-RELATED OSTEOPOROSIS WITH CURRENT PATHOLOGICAL FRACTURE, UNSPECIFIED ANKLE AND FOOT, SEQUELA	M80079S
DX_FRACTURE	FRACTURES	DX10	M80.821A	OTHER OSTEOPOROSIS WITH CURRENT PATHOLOGICAL FRACTURE, RIGHT HUMERUS, INITIAL ENCOUNTER FOR FRACTURE	M80821A
DX_FRACTURE	FRACTURES	DX10	M80.822A	OTHER OSTEOPOROSIS WITH CURRENT PATHOLOGICAL FRACTURE, LEFT HUMERUS, INITIAL ENCOUNTER FOR FRACTURE	M80822A
DX_FRACTURE	FRACTURES	DX10	M80.829A	OTHER OSTEOPOROSIS WITH CURRENT PATHOLOGICAL FRACTURE, UNSPECIFIED HUMERUS, INITIAL ENCOUNTER FOR FRACTURE	M80829A
DX_FRACTURE	FRACTURES	DX10	M80.831A	OTHER OSTEOPOROSIS WITH CURRENT PATHOLOGICAL FRACTURE, RIGHT FOREARM, INITIAL ENCOUNTER FOR FRACTURE	M80831A
DX_FRACTURE	FRACTURES	DX10	M80.832A	OTHER OSTEOPOROSIS WITH CURRENT PATHOLOGICAL FRACTURE, LEFT FOREARM, INITIAL ENCOUNTER FOR FRACTURE	M80832A
DX_FRACTURE	FRACTURES	DX10	M80.839A	OTHER OSTEOPOROSIS WITH CURRENT PATHOLOGICAL FRACTURE, UNSPECIFIED FOREARM, INITIAL ENCOUNTER FOR FRACTURE	M80839A
DX_FRACTURE	FRACTURES	DX10	M80.851A	OTHER OSTEOPOROSIS WITH CURRENT PATHOLOGICAL FRACTURE, RIGHT FEMUR, INITIAL ENCOUNTER FOR FRACTURE	M80851A
DX_FRACTURE	FRACTURES	DX10	M80.852A	OTHER OSTEOPOROSIS WITH CURRENT PATHOLOGICAL FRACTURE, LEFT FEMUR, INITIAL ENCOUNTER FOR FRACTURE	M80852A
DX_FRACTURE	FRACTURES	DX10	M80.859A	OTHER OSTEOPOROSIS WITH CURRENT PATHOLOGICAL FRACTURE, UNSPECIFIED FEMUR, INITIAL ENCOUNTER FOR FRACTURE	M80859A
DX_FRACTURE	FRACTURES	DX10	M80.861	OTHER OSTEOPOROSIS WITH CURRENT PATHOLOGICAL FRACTURE, RIGHT LOWER LEG	M80861
DX_FRACTURE	FRACTURES	DX10	M80.861A	OTHER OSTEOPOROSIS WITH CURRENT PATHOLOGICAL FRACTURE, RIGHT LOWER LEG, INITIAL ENCOUNTER FOR FRACTURE	M80861A
DX_FRACTURE	FRACTURES	DX10	M80.861D	OTHER OSTEOPOROSIS WITH CURRENT PATHOLOGICAL FRACTURE, RIGHT LOWER LEG, SUBSEQUENT ENCOUNTER FOR FRACTURE WITH ROUTINE HEALING	M80861D
DX_FRACTURE	FRACTURES	DX10	M80.861G	OTHER OSTEOPOROSIS WITH CURRENT PATHOLOGICAL FRACTURE, RIGHT LOWER LEG, SUBSEQUENT ENCOUNTER FOR FRACTURE WITH DELAYED HEALING	M80861G
DX_FRACTURE	FRACTURES	DX10	M80.861K	OTHER OSTEOPOROSIS WITH CURRENT PATHOLOGICAL FRACTURE, RIGHT LOWER LEG, SUBSEQUENT ENCOUNTER FOR FRACTURE WITH NONUNION	M80861K
DX_FRACTURE	FRACTURES	DX10	M80.861P	OTHER OSTEOPOROSIS WITH CURRENT PATHOLOGICAL FRACTURE, RIGHT LOWER LEG, SUBSEQUENT ENCOUNTER FOR FRACTURE WITH MALUNION	M80861P
DX_FRACTURE	FRACTURES	DX10	M80.861S	OTHER OSTEOPOROSIS WITH CURRENT PATHOLOGICAL FRACTURE, RIGHT LOWER LEG, SEQUELA	M80861S
DX_FRACTURE	FRACTURES	DX10	M80.862	OTHER OSTEOPOROSIS WITH CURRENT PATHOLOGICAL FRACTURE, LEFT LOWER LEG, INITIAL ENCOUNTER FOR FRACTURE	M80862
DX_FRACTURE	FRACTURES	DX10	M80.862A	OTHER OSTEOPOROSIS WITH CURRENT PATHOLOGICAL FRACTURE, LEFT LOWER LEG, SUBSEQUENT ENCOUNTER FOR FRACTURE WITH ROUTINE HEALING	M80862A
DX_FRACTURE	FRACTURES	DX10	M80.862D	OTHER OSTEOPOROSIS WITH CURRENT PATHOLOGICAL FRACTURE, LEFT LOWER LEG, SUBSEQUENT ENCOUNTER FOR FRACTURE WITH ROUTINE HEALING	M80862D
DX_FRACTURE	FRACTURES	DX10	M80.862G	OTHER OSTEOPOROSIS WITH CURRENT PATHOLOGICAL FRACTURE, LEFT LOWER LEG, SUBSEQUENT ENCOUNTER FOR FRACTURE WITH DELAYED HEALING	M80862G
DX_FRACTURE	FRACTURES	DX10	M80.862K	OTHER OSTEOPOROSIS WITH CURRENT PATHOLOGICAL FRACTURE, LEFT LOWER LEG, SUBSEQUENT ENCOUNTER FOR FRACTURE WITH NONUNION	M80862K
DX_FRACTURE	FRACTURES	DX10	M80.862P	OTHER OSTEOPOROSIS WITH CURRENT PATHOLOGICAL FRACTURE, LEFT LOWER LEG, SUBSEQUENT ENCOUNTER FOR FRACTURE WITH MALUNION	M80862P
DX_FRACTURE	FRACTURES	DX10	M80.862S	OTHER OSTEOPOROSIS WITH CURRENT PATHOLOGICAL FRACTURE, LEFT LOWER LEG, SEQUELA	M80862S
DX_FRACTURE	FRACTURES	DX10	M80.869	OTHER OSTEOPOROSIS WITH CURRENT PATHOLOGICAL FRACTURE, UNSPECIFIED LOWER LEG	M80869
DX_FRACTURE	FRACTURES	DX10	M80.869A	OTHER OSTEOPOROSIS WITH CURRENT PATHOLOGICAL FRACTURE, UNSPECIFIED LOWER LEG, INITIAL ENCOUNTER FOR FRACTURE	M80869A
DX_FRACTURE	FRACTURES	DX10	M80.869D	OTHER OSTEOPOROSIS WITH CURRENT PATHOLOGICAL FRACTURE, UNSPECIFIED LOWER LEG, SUBSEQUENT ENCOUNTER FOR FRACTURE WITH ROUTINE HEALING	M80869D
DX_FRACTURE	FRACTURES	DX10	M80.869G	OTHER OSTEOPOROSIS WITH CURRENT PATHOLOGICAL FRACTURE, UNSPECIFIED LOWER LEG, SUBSEQUENT ENCOUNTER FOR FRACTURE WITH DELAYED HEALING	M80869G
DX_FRACTURE	FRACTURES	DX10	M80.869K	OTHER OSTEOPOROSIS WITH CURRENT PATHOLOGICAL FRACTURE, UNSPECIFIED LOWER LEG, SUBSEQUENT ENCOUNTER FOR FRACTURE WITH NONUNION	M80869K
DX_FRACTURE	FRACTURES	DX10	M80.869P	OTHER OSTEOPOROSIS WITH CURRENT PATHOLOGICAL FRACTURE, UNSPECIFIED LOWER LEG, SUBSEQUENT ENCOUNTER FOR FRACTURE WITH MALUNION	M80869P
DX_FRACTURE	FRACTURES	DX10	M80.869S	OTHER OSTEOPOROSIS WITH CURRENT PATHOLOGICAL FRACTURE, UNSPECIFIED LOWER LEG, SEQUELA	M80869S
DX_FRACTURE	FRACTURES	DX10	M80.871	OTHER OSTEOPOROSIS WITH CURRENT PATHOLOGICAL FRACTURE, RIGHT ANKLE AND FOOT	M80871
DX_FRACTURE	FRACTURES	DX10	M80.871A	OTHER OSTEOPOROSIS WITH CURRENT PATHOLOGICAL FRACTURE, RIGHT ANKLE AND FOOT, INITIAL ENCOUNTER FOR FRACTURE	M80871A
DX_FRACTURE	FRACTURES	DX10	M80.871D	OTHER OSTEOPOROSIS WITH CURRENT PATHOLOGICAL FRACTURE, RIGHT ANKLE AND FOOT, SUBSEQUENT ENCOUNTER FOR FRACTURE WITH ROUTINE HEALING	M80871D
DX_FRACTURE	FRACTURES	DX10	M80.871G	OTHER OSTEOPOROSIS WITH CURRENT PATHOLOGICAL FRACTURE, RIGHT ANKLE AND FOOT, SUBSEQUENT ENCOUNTER FOR FRACTURE WITH DELAYED HEALING	M80871G
DX_FRACTURE	FRACTURES	DX10	M80.871K	OTHER OSTEOPOROSIS WITH CURRENT PATHOLOGICAL FRACTURE, RIGHT ANKLE AND FOOT, SUBSEQUENT ENCOUNTER FOR FRACTURE WITH NONUNION	M80871K
DX_FRACTURE	FRACTURES	DX10	M80.871P	OTHER OSTEOPOROSIS WITH CURRENT PATHOLOGICAL FRACTURE, RIGHT ANKLE AND FOOT, SUBSEQUENT ENCOUNTER FOR FRACTURE WITH MALUNION	M80871P
DX_FRACTURE	FRACTURES	DX10	M80.871S	OTHER OSTEOPOROSIS WITH CURRENT PATHOLOGICAL FRACTURE, RIGHT ANKLE AND FOOT, SEQUELA	M80871S
DX_FRACTURE	FRACTURES	DX10	M80.872	OTHER OSTEOPOROSIS WITH CURRENT PATHOLOGICAL FRACTURE, LEFT ANKLE AND FOOT	M80872
DX_FRACTURE	FRACTURES	DX10	M80.872A	OTHER OSTEOPOROSIS WITH CURRENT PATHOLOGICAL FRACTURE, LEFT ANKLE AND FOOT, INITIAL ENCOUNTER FOR FRACTURE	M80872A
DX_FRACTURE	FRACTURES	DX10	M80.872D	OTHER OSTEOPOROSIS WITH CURRENT PATHOLOGICAL FRACTURE, LEFT ANKLE AND FOOT, SUBSEQUENT ENCOUNTER FOR FRACTURE WITH ROUTINE HEALING	M80872D
DX_FRACTURE	FRACTURES	DX10	M80.872G	OTHER OSTEOPOROSIS WITH CURRENT PATHOLOGICAL FRACTURE, LEFT ANKLE AND FOOT, SUBSEQUENT ENCOUNTER FOR FRACTURE WITH DELAYED HEALING	M80872G
DX_FRACTURE	FRACTURES	DX10	M80.872K	OTHER OSTEOPOROSIS WITH CURRENT PATHOLOGICAL FRACTURE, LEFT ANKLE AND FOOT, SUBSEQUENT ENCOUNTER FOR FRACTURE WITH NONUNION	M80872K
DX_FRACTURE	FRACTURES	DX10	M80.872P	OTHER OSTEOPOROSIS WITH CURRENT PATHOLOGICAL FRACTURE, LEFT ANKLE AND FOOT, SUBSEQUENT ENCOUNTER FOR FRACTURE WITH MALUNION	M80872P
DX_FRACTURE	FRACTURES	DX10	M80.872S	OTHER OSTEOPOROSIS WITH CURRENT PATHOLOGICAL FRACTURE, LEFT ANKLE AND FOOT, SEQUELA	M80872S
DX_FRACTURE	FRACTURES	DX10	M80.879	OTHER OSTEOPOROSIS WITH CURRENT PATHOLOGICAL FRACTURE, UNSPECIFIED ANKLE AND FOOT	M80879
DX_FRACTURE	FRACTURES	DX10	M80.879A	OTHER OSTEOPOROSIS WITH CURRENT PATHOLOGICAL FRACTURE, UNSPECIFIED ANKLE AND FOOT, INITIAL ENCOUNTER FOR FRACTURE	M80879A

Boehringer Ingelheim
Statistical and Epidemiological Analysis Plan (SEAP) for Non-Interventional Study
(NIS)
BI Study Number 1245-0228

Proprietary confidential information © 2023 Boehringer Ingelheim International GmbH or one or more of its affiliated companies

DX_FRACTURE	FRACTURES	DX10	M80.879D	OTHER OSTEOPOROSIS WITH CURRENT PATHOLOGICAL FRACTURE, UNSPECIFIED ANKLE AND FOOT, SUBSEQUENT ENCOUNTER FOR FRACTURE WITH ROUTINE HEALING	M80879D
DX_FRACTURE	FRACTURES	DX10	M80.879G	OTHER OSTEOPOROSIS WITH CURRENT PATHOLOGICAL FRACTURE, UNSPECIFIED ANKLE AND FOOT, SUBSEQUENT ENCOUNTER FOR FRACTURE WITH DELAYED HEALING	M80879G
DX_FRACTURE	FRACTURES	DX10	M80.879K	OTHER OSTEOPOROSIS WITH CURRENT PATHOLOGICAL FRACTURE, UNSPECIFIED ANKLE AND FOOT, SUBSEQUENT ENCOUNTER FOR FRACTURE WITH NONUNION	M80879K
DX_FRACTURE	FRACTURES	DX10	M80.879P	OTHER OSTEOPOROSIS WITH CURRENT PATHOLOGICAL FRACTURE, UNSPECIFIED ANKLE AND FOOT, SUBSEQUENT ENCOUNTER FOR FRACTURE WITH MALUNION	M80879P
DX_FRACTURE	FRACTURES	DX10	M80.879S	OTHER OSTEOPOROSIS WITH CURRENT PATHOLOGICAL FRACTURE, UNSPECIFIED ANKLE AND FOOT, SEQUELA	M80879S
DX_FRACTURE	FRACTURES	DX10	M84.350A	STRESS FRACTURE, PELVIS, INITIAL ENCOUNTER FOR FRACTURE	M84350A
DX_FRACTURE	FRACTURES	DX10	M84.351A	STRESS FRACTURE, RIGHT FEMUR, INITIAL ENCOUNTER FOR FRACTURE	M84351A
DX_FRACTURE	FRACTURES	DX10	M84.352A	STRESS FRACTURE, LEFT FEMUR, INITIAL ENCOUNTER FOR FRACTURE	M84352A
DX_FRACTURE	FRACTURES	DX10	M84.353A	STRESS FRACTURE, UNSPECIFIED FEMUR, INITIAL ENCOUNTER FOR FRACTURE	M84353A
DX_FRACTURE	FRACTURES	DX10	M84.359A	STRESS FRACTURE, HIP, UNSPECIFIED, INITIAL ENCOUNTER FOR FRACTURE	M84359A
DX_FRACTURE	FRACTURES	DX10	M84.422A	PATHOLOGICAL FRACTURE, LEFT HUMERUS, INITIAL ENCOUNTER FOR FRACTURE	M84422A
DX_FRACTURE	FRACTURES	DX10	M84.429A	PATHOLOGICAL FRACTURE, UNSPECIFIED HUMERUS, INITIAL ENCOUNTER FOR FRACTURE	M84429A
DX_FRACTURE	FRACTURES	DX10	M84.42A		M8442A
DX_FRACTURE	FRACTURES	DX10	M84.431A	PATHOLOGICAL FRACTURE, RIGHT ULNA, INITIAL ENCOUNTER FOR FRACTURE	M84431A
DX_FRACTURE	FRACTURES	DX10	M84.432A	PATHOLOGICAL FRACTURE, LEFT ULNA, INITIAL ENCOUNTER FOR FRACTURE	M84432A
DX_FRACTURE	FRACTURES	DX10	M84.433A	PATHOLOGICAL FRACTURE, RIGHT RADIUS, INITIAL ENCOUNTER FOR FRACTURE	M84433A
DX_FRACTURE	FRACTURES	DX10	M84.434A	PATHOLOGICAL FRACTURE, LEFT RADIUS, INITIAL ENCOUNTER FOR FRACTURE	M84434A
DX_FRACTURE	FRACTURES	DX10	M84.439A	PATHOLOGICAL FRACTURE, UNSPECIFIED ULNA AND RADIUS, INITIAL ENCOUNTER FOR FRACTURE	M84439A
DX_FRACTURE	FRACTURES	DX10	M84.451A	PATHOLOGICAL FRACTURE, RIGHT FEMUR, INITIAL ENCOUNTER FOR FRACTURE	M84451A
DX_FRACTURE	FRACTURES	DX10	M84.452A	PATHOLOGICAL FRACTURE, LEFT FEMUR, INITIAL ENCOUNTER FOR FRACTURE	M84452A
DX_FRACTURE	FRACTURES	DX10	M84.453A	PATHOLOGICAL FRACTURE, UNSPECIFIED FEMUR, INITIAL ENCOUNTER FOR FRACTURE	M84453A
DX_FRACTURE	FRACTURES	DX10	M84.454A	PATHOLOGICAL FRACTURE, PELVIS, INITIAL ENCOUNTER FOR FRACTURE	M84454A
DX_FRACTURE	FRACTURES	DX10	M84.459A	PATHOLOGICAL FRACTURE, HIP, UNSPECIFIED, INITIAL ENCOUNTER FOR FRACTURE	M84459A
DX_FRACTURE	FRACTURES	DX10	M84.461	PATHOLOGICAL FRACTURE, RIGHT TIBIA	M84461
DX_FRACTURE	FRACTURES	DX10	M84.461A	PATHOLOGICAL FRACTURE, RIGHT TIBIA, INITIAL ENCOUNTER FOR FRACTURE	M84461A
DX_FRACTURE	FRACTURES	DX10	M84.461D	PATHOLOGICAL FRACTURE, RIGHT TIBIA, SUBSEQUENT ENCOUNTER FOR FRACTURE WITH ROUTINE HEALING	M84461D
DX_FRACTURE	FRACTURES	DX10	M84.461G	PATHOLOGICAL FRACTURE, RIGHT TIBIA, SUBSEQUENT ENCOUNTER FOR FRACTURE WITH DELAYED HEALING	M84461G
DX_FRACTURE	FRACTURES	DX10	M84.461K	PATHOLOGICAL FRACTURE, RIGHT TIBIA, SUBSEQUENT ENCOUNTER FOR FRACTURE WITH NONUNION	M84461K
DX_FRACTURE	FRACTURES	DX10	M84.461P	PATHOLOGICAL FRACTURE, RIGHT TIBIA, SUBSEQUENT ENCOUNTER FOR FRACTURE WITH MALUNION	M84461P
DX_FRACTURE	FRACTURES	DX10	M84.461S	PATHOLOGICAL FRACTURE, RIGHT TIBIA, SEQUELA	M84461S
DX_FRACTURE	FRACTURES	DX10	M84.462	PATHOLOGICAL FRACTURE, LEFT TIBIA	M84462
DX_FRACTURE	FRACTURES	DX10	M84.462A	PATHOLOGICAL FRACTURE, LEFT TIBIA, INITIAL ENCOUNTER FOR FRACTURE	M84462A
DX_FRACTURE	FRACTURES	DX10	M84.462D	PATHOLOGICAL FRACTURE, LEFT TIBIA, SUBSEQUENT ENCOUNTER FOR FRACTURE WITH ROUTINE HEALING	M84462D
DX_FRACTURE	FRACTURES	DX10	M84.462G	PATHOLOGICAL FRACTURE, LEFT TIBIA, SUBSEQUENT ENCOUNTER FOR FRACTURE WITH DELAYED HEALING	M84462G
DX_FRACTURE	FRACTURES	DX10	M84.462K	PATHOLOGICAL FRACTURE, LEFT TIBIA, SUBSEQUENT ENCOUNTER FOR FRACTURE WITH NONUNION	M84462K
DX_FRACTURE	FRACTURES	DX10	M84.462P	PATHOLOGICAL FRACTURE, LEFT TIBIA, SUBSEQUENT ENCOUNTER FOR FRACTURE WITH MALUNION	M84462P
DX_FRACTURE	FRACTURES	DX10	M84.462S	PATHOLOGICAL FRACTURE, LEFT TIBIA, SEQUELA	M84462S
DX_FRACTURE	FRACTURES	DX10	M84.463	PATHOLOGICAL FRACTURE, RIGHT FIBULA	M84463
DX_FRACTURE	FRACTURES	DX10	M84.463A	PATHOLOGICAL FRACTURE, RIGHT FIBULA, INITIAL ENCOUNTER FOR FRACTURE	M84463A
DX_FRACTURE	FRACTURES	DX10	M84.463D	PATHOLOGICAL FRACTURE, RIGHT FIBULA, SUBSEQUENT ENCOUNTER FOR FRACTURE WITH ROUTINE HEALING	M84463D
DX_FRACTURE	FRACTURES	DX10	M84.463G	PATHOLOGICAL FRACTURE, RIGHT FIBULA, SUBSEQUENT ENCOUNTER FOR FRACTURE WITH DELAYED HEALING	M84463G
DX_FRACTURE	FRACTURES	DX10	M84.463K	PATHOLOGICAL FRACTURE, RIGHT FIBULA, SUBSEQUENT ENCOUNTER FOR FRACTURE WITH NONUNION	M84463K
DX_FRACTURE	FRACTURES	DX10	M84.463P	PATHOLOGICAL FRACTURE, RIGHT FIBULA, SUBSEQUENT ENCOUNTER FOR FRACTURE WITH MALUNION	M84463P
DX_FRACTURE	FRACTURES	DX10	M84.463S	PATHOLOGICAL FRACTURE, RIGHT FIBULA, SEQUELA	M84463S
DX_FRACTURE	FRACTURES	DX10	M84.464	PATHOLOGICAL FRACTURE, LEFT FIBULA	M84464
DX_FRACTURE	FRACTURES	DX10	M84.464A	PATHOLOGICAL FRACTURE, LEFT FIBULA, INITIAL ENCOUNTER FOR FRACTURE	M84464A
DX_FRACTURE	FRACTURES	DX10	M84.464D	PATHOLOGICAL FRACTURE, LEFT FIBULA, SUBSEQUENT ENCOUNTER FOR FRACTURE WITH ROUTINE HEALING	M84464D
DX_FRACTURE	FRACTURES	DX10	M84.464G	PATHOLOGICAL FRACTURE, LEFT FIBULA, SUBSEQUENT ENCOUNTER FOR FRACTURE WITH DELAYED HEALING	M84464G
DX_FRACTURE	FRACTURES	DX10	M84.464K	PATHOLOGICAL FRACTURE, LEFT FIBULA, SUBSEQUENT ENCOUNTER FOR FRACTURE WITH NONUNION	M84464K
DX_FRACTURE	FRACTURES	DX10	M84.464P	PATHOLOGICAL FRACTURE, LEFT FIBULA, SUBSEQUENT ENCOUNTER FOR FRACTURE WITH MALUNION	M84464P
DX_FRACTURE	FRACTURES	DX10	M84.464S	PATHOLOGICAL FRACTURE, LEFT FIBULA, SEQUELA	M84464S
DX_FRACTURE	FRACTURES	DX10	M84.469	PATHOLOGICAL FRACTURE, UNSPECIFIED TIBIA AND FIBULA	M84469
DX_FRACTURE	FRACTURES	DX10	M84.469A	PATHOLOGICAL FRACTURE, UNSPECIFIED TIBIA AND FIBULA, INITIAL ENCOUNTER FOR FRACTURE	M84469A
DX_FRACTURE	FRACTURES	DX10	M84.469D	PATHOLOGICAL FRACTURE, UNSPECIFIED TIBIA AND FIBULA, SUBSEQUENT ENCOUNTER FOR FRACTURE WITH ROUTINE HEALING	M84469D
DX_FRACTURE	FRACTURES	DX10	M84.469G	PATHOLOGICAL FRACTURE, UNSPECIFIED TIBIA AND FIBULA, SUBSEQUENT ENCOUNTER FOR FRACTURE WITH DELAYED HEALING	M84469G
DX_FRACTURE	FRACTURES	DX10	M84.469K	PATHOLOGICAL FRACTURE, UNSPECIFIED TIBIA AND FIBULA, SUBSEQUENT ENCOUNTER FOR FRACTURE WITH NONUNION	M84469K
DX_FRACTURE	FRACTURES	DX10	M84.469P	PATHOLOGICAL FRACTURE, UNSPECIFIED TIBIA AND FIBULA, SUBSEQUENT ENCOUNTER FOR FRACTURE WITH MALUNION	M84469P
DX_FRACTURE	FRACTURES	DX10	M84.469S	PATHOLOGICAL FRACTURE, UNSPECIFIED TIBIA AND FIBULA, SEQUELA	M84469S
DX_FRACTURE	FRACTURES	DX10	M84.471	PATHOLOGICAL FRACTURE, RIGHT ANKLE	M84471
DX_FRACTURE	FRACTURES	DX10	M84.471A	PATHOLOGICAL FRACTURE, RIGHT ANKLE, INITIAL ENCOUNTER FOR FRACTURE	M84471A
DX_FRACTURE	FRACTURES	DX10	M84.471D	PATHOLOGICAL FRACTURE, RIGHT ANKLE, SUBSEQUENT ENCOUNTER FOR FRACTURE WITH ROUTINE HEALING	M84471D
DX_FRACTURE	FRACTURES	DX10	M84.471G	PATHOLOGICAL FRACTURE, RIGHT ANKLE, SUBSEQUENT ENCOUNTER FOR FRACTURE WITH DELAYED HEALING	M84471G
DX_FRACTURE	FRACTURES	DX10	M84.471K	PATHOLOGICAL FRACTURE, RIGHT ANKLE, SUBSEQUENT ENCOUNTER FOR FRACTURE WITH NONUNION	M84471K
DX_FRACTURE	FRACTURES	DX10	M84.471P	PATHOLOGICAL FRACTURE, RIGHT ANKLE, SUBSEQUENT ENCOUNTER FOR FRACTURE WITH MALUNION	M84471P
DX_FRACTURE	FRACTURES	DX10	M84.471S	PATHOLOGICAL FRACTURE, RIGHT ANKLE, SEQUELA	M84471S
DX_FRACTURE	FRACTURES	DX10	M84.472	PATHOLOGICAL FRACTURE, LEFT ANKLE	M84472
DX_FRACTURE	FRACTURES	DX10	M84.472A	PATHOLOGICAL FRACTURE, LEFT ANKLE, INITIAL ENCOUNTER FOR FRACTURE	M84472A

Boehringer Ingelheim
Statistical and Epidemiological Analysis Plan (SEAP) for Non-Interventional Study
(NIS)
BI Study Number 1245-0228

Proprietary confidential information © 2023 Boehringer Ingelheim International GmbH or one or more of its affiliated companies

DX_FRACTURE	FRACTURES	DX10	M84.472D	PATHOLOGICAL FRACTURE, LEFT ANKLE, SUBSEQUENT ENCOUNTER FOR FRACTURE WITH ROUTINE HEALING	M84472D
DX_FRACTURE	FRACTURES	DX10	M84.472G	PATHOLOGICAL FRACTURE, LEFT ANKLE, SUBSEQUENT ENCOUNTER FOR FRACTURE WITH DELAYED HEALING	M84472G
DX_FRACTURE	FRACTURES	DX10	M84.472K	PATHOLOGICAL FRACTURE, LEFT ANKLE, SUBSEQUENT ENCOUNTER FOR FRACTURE WITH NONUNION	M84472K
DX_FRACTURE	FRACTURES	DX10	M84.472P	PATHOLOGICAL FRACTURE, LEFT ANKLE, SUBSEQUENT ENCOUNTER FOR FRACTURE WITH MALUNION	M84472P
DX_FRACTURE	FRACTURES	DX10	M84.472S	PATHOLOGICAL FRACTURE, LEFT ANKLE, SEQUELA	M84472S
DX_FRACTURE	FRACTURES	DX10	M84.473	PATHOLOGICAL FRACTURE, UNSPECIFIED ANKLE	M84473
DX_FRACTURE	FRACTURES	DX10	M84.473A	PATHOLOGICAL FRACTURE, UNSPECIFIED ANKLE, INITIAL ENCOUNTER FOR FRACTURE	M84473A
DX_FRACTURE	FRACTURES	DX10	M84.473D	PATHOLOGICAL FRACTURE, UNSPECIFIED ANKLE, SUBSEQUENT ENCOUNTER FOR FRACTURE WITH ROUTINE HEALING	M84473D
DX_FRACTURE	FRACTURES	DX10	M84.473G	PATHOLOGICAL FRACTURE, UNSPECIFIED ANKLE, SUBSEQUENT ENCOUNTER FOR FRACTURE WITH DELAYED HEALING	M84473G
DX_FRACTURE	FRACTURES	DX10	M84.473K	PATHOLOGICAL FRACTURE, UNSPECIFIED ANKLE, SUBSEQUENT ENCOUNTER FOR FRACTURE WITH NONUNION	M84473K
DX_FRACTURE	FRACTURES	DX10	M84.473P	PATHOLOGICAL FRACTURE, UNSPECIFIED ANKLE, SUBSEQUENT ENCOUNTER FOR FRACTURE WITH MALUNION	M84473P
DX_FRACTURE	FRACTURES	DX10	M84.473S	PATHOLOGICAL FRACTURE, UNSPECIFIED ANKLE, SEQUELA	M84473S
DX_FRACTURE	FRACTURES	DX10	M84.474	PATHOLOGICAL FRACTURE, RIGHT FOOT	M84474
DX_FRACTURE	FRACTURES	DX10	M84.474A	PATHOLOGICAL FRACTURE, RIGHT FOOT, INITIAL ENCOUNTER FOR FRACTURE	M84474A
DX_FRACTURE	FRACTURES	DX10	M84.474D	PATHOLOGICAL FRACTURE, RIGHT FOOT, SUBSEQUENT ENCOUNTER FOR FRACTURE WITH ROUTINE HEALING	M84474D
DX_FRACTURE	FRACTURES	DX10	M84.474G	PATHOLOGICAL FRACTURE, RIGHT FOOT, SUBSEQUENT ENCOUNTER FOR FRACTURE WITH DELAYED HEALING	M84474G
DX_FRACTURE	FRACTURES	DX10	M84.474K	PATHOLOGICAL FRACTURE, RIGHT FOOT, SUBSEQUENT ENCOUNTER FOR FRACTURE WITH NONUNION	M84474K
DX_FRACTURE	FRACTURES	DX10	M84.474P	PATHOLOGICAL FRACTURE, RIGHT FOOT, SUBSEQUENT ENCOUNTER FOR FRACTURE WITH MALUNION	M84474P
DX_FRACTURE	FRACTURES	DX10	M84.474S	PATHOLOGICAL FRACTURE, RIGHT FOOT, SEQUELA	M84474S
DX_FRACTURE	FRACTURES	DX10	M84.475	PATHOLOGICAL FRACTURE, LEFT FOOT	M84475
DX_FRACTURE	FRACTURES	DX10	M84.475A	PATHOLOGICAL FRACTURE, LEFT FOOT, INITIAL ENCOUNTER FOR FRACTURE	M84475A
DX_FRACTURE	FRACTURES	DX10	M84.475D	PATHOLOGICAL FRACTURE, LEFT FOOT, SUBSEQUENT ENCOUNTER FOR FRACTURE WITH ROUTINE HEALING	M84475D
DX_FRACTURE	FRACTURES	DX10	M84.475G	PATHOLOGICAL FRACTURE, LEFT FOOT, SUBSEQUENT ENCOUNTER FOR FRACTURE WITH DELAYED HEALING	M84475G
DX_FRACTURE	FRACTURES	DX10	M84.475K	PATHOLOGICAL FRACTURE, LEFT FOOT, SUBSEQUENT ENCOUNTER FOR FRACTURE WITH NONUNION	M84475K
DX_FRACTURE	FRACTURES	DX10	M84.475P	PATHOLOGICAL FRACTURE, LEFT FOOT, SUBSEQUENT ENCOUNTER FOR FRACTURE WITH MALUNION	M84475P
DX_FRACTURE	FRACTURES	DX10	M84.475S	PATHOLOGICAL FRACTURE, LEFT FOOT, SEQUELA	M84475S
DX_FRACTURE	FRACTURES	DX10	M84.476	PATHOLOGICAL FRACTURE, UNSPECIFIED FOOT	M84476
DX_FRACTURE	FRACTURES	DX10	M84.476A	PATHOLOGICAL FRACTURE, UNSPECIFIED FOOT, INITIAL ENCOUNTER FOR FRACTURE	M84476A
DX_FRACTURE	FRACTURES	DX10	M84.476D	PATHOLOGICAL FRACTURE, UNSPECIFIED FOOT, SUBSEQUENT ENCOUNTER FOR FRACTURE WITH ROUTINE HEALING	M84476D
DX_FRACTURE	FRACTURES	DX10	M84.476G	PATHOLOGICAL FRACTURE, UNSPECIFIED FOOT, SUBSEQUENT ENCOUNTER FOR FRACTURE WITH DELAYED HEALING	M84476G
DX_FRACTURE	FRACTURES	DX10	M84.476K	PATHOLOGICAL FRACTURE, UNSPECIFIED FOOT, SUBSEQUENT ENCOUNTER FOR FRACTURE WITH NONUNION	M84476K
DX_FRACTURE	FRACTURES	DX10	M84.476P	PATHOLOGICAL FRACTURE, UNSPECIFIED FOOT, SUBSEQUENT ENCOUNTER FOR FRACTURE WITH MALUNION	M84476P
DX_FRACTURE	FRACTURES	DX10	M84.476S	PATHOLOGICAL FRACTURE, UNSPECIFIED FOOT, SEQUELA	M84476S
DX_FRACTURE	FRACTURES	DX10	M84.477	PATHOLOGICAL FRACTURE, RIGHT TOE(S)	M84477
DX_FRACTURE	FRACTURES	DX10	M84.477A	PATHOLOGICAL FRACTURE, RIGHT TOE(S), INITIAL ENCOUNTER FOR FRACTURE	M84477A
DX_FRACTURE	FRACTURES	DX10	M84.477D	PATHOLOGICAL FRACTURE, RIGHT TOE(S), SUBSEQUENT ENCOUNTER FOR FRACTURE WITH ROUTINE HEALING	M84477D
DX_FRACTURE	FRACTURES	DX10	M84.477G	PATHOLOGICAL FRACTURE, RIGHT TOE(S), SUBSEQUENT ENCOUNTER FOR FRACTURE WITH DELAYED HEALING	M84477G
DX_FRACTURE	FRACTURES	DX10	M84.477K	PATHOLOGICAL FRACTURE, RIGHT TOE(S), SUBSEQUENT ENCOUNTER FOR FRACTURE WITH NONUNION	M84477K
DX_FRACTURE	FRACTURES	DX10	M84.477P	PATHOLOGICAL FRACTURE, RIGHT TOE(S), SUBSEQUENT ENCOUNTER FOR FRACTURE WITH MALUNION	M84477P
DX_FRACTURE	FRACTURES	DX10	M84.477S	PATHOLOGICAL FRACTURE, RIGHT TOE(S), SEQUELA	M84477S
DX_FRACTURE	FRACTURES	DX10	M84.478	PATHOLOGICAL FRACTURE, LEFT TOE(S)	M84478
DX_FRACTURE	FRACTURES	DX10	M84.478A	PATHOLOGICAL FRACTURE, LEFT TOE(S), INITIAL ENCOUNTER FOR FRACTURE	M84478A
DX_FRACTURE	FRACTURES	DX10	M84.478D	PATHOLOGICAL FRACTURE, LEFT TOE(S), SUBSEQUENT ENCOUNTER FOR FRACTURE WITH ROUTINE HEALING	M84478D
DX_FRACTURE	FRACTURES	DX10	M84.478G	PATHOLOGICAL FRACTURE, LEFT TOE(S), SUBSEQUENT ENCOUNTER FOR FRACTURE WITH DELAYED HEALING	M84478G
DX_FRACTURE	FRACTURES	DX10	M84.478K	PATHOLOGICAL FRACTURE, LEFT TOE(S), SUBSEQUENT ENCOUNTER FOR FRACTURE WITH NONUNION	M84478K
DX_FRACTURE	FRACTURES	DX10	M84.478P	PATHOLOGICAL FRACTURE, LEFT TOE(S), SUBSEQUENT ENCOUNTER FOR FRACTURE WITH MALUNION	M84478P
DX_FRACTURE	FRACTURES	DX10	M84.478S	PATHOLOGICAL FRACTURE, LEFT TOE(S), SEQUELA	M84478S
DX_FRACTURE	FRACTURES	DX10	M84.479	PATHOLOGICAL FRACTURE, UNSPECIFIED TOE(S)	M84479
DX_FRACTURE	FRACTURES	DX10	M84.479A	PATHOLOGICAL FRACTURE, UNSPECIFIED TOE(S), INITIAL ENCOUNTER FOR FRACTURE	M84479A
DX_FRACTURE	FRACTURES	DX10	M84.479D	PATHOLOGICAL FRACTURE, UNSPECIFIED TOE(S), SUBSEQUENT ENCOUNTER FOR FRACTURE WITH ROUTINE HEALING	M84479D
DX_FRACTURE	FRACTURES	DX10	M84.479G	PATHOLOGICAL FRACTURE, UNSPECIFIED TOE(S), SUBSEQUENT ENCOUNTER FOR FRACTURE WITH DELAYED HEALING	M84479G
DX_FRACTURE	FRACTURES	DX10	M84.479K	PATHOLOGICAL FRACTURE, UNSPECIFIED TOE(S), SUBSEQUENT ENCOUNTER FOR FRACTURE WITH NONUNION	M84479K
DX_FRACTURE	FRACTURES	DX10	M84.479P	PATHOLOGICAL FRACTURE, UNSPECIFIED TOE(S), SUBSEQUENT ENCOUNTER FOR FRACTURE WITH MALUNION	M84479P
DX_FRACTURE	FRACTURES	DX10	M84.479S	PATHOLOGICAL FRACTURE, UNSPECIFIED TOE(S), SEQUELA	M84479S
DX_FRACTURE	FRACTURES	DX10	M84.621A	PATHOLOGICAL FRACTURE IN OTHER DISEASE, RIGHT HUMERUS, INITIAL ENCOUNTER FOR FRACTURE	M84621A
DX_FRACTURE	FRACTURES	DX10	M84.622A	PATHOLOGICAL FRACTURE IN OTHER DISEASE, LEFT HUMERUS, INITIAL ENCOUNTER FOR FRACTURE	M84622A
DX_FRACTURE	FRACTURES	DX10	M84.629A	PATHOLOGICAL FRACTURE IN OTHER DISEASE, UNSPECIFIED HUMERUS, INITIAL ENCOUNTER FOR FRACTURE	M84629A
DX_FRACTURE	FRACTURES	DX10	M84.631A	PATHOLOGICAL FRACTURE IN OTHER DISEASE, RIGHT ULNA, INITIAL ENCOUNTER FOR FRACTURE	M84631A
DX_FRACTURE	FRACTURES	DX10	M84.632A	PATHOLOGICAL FRACTURE IN OTHER DISEASE, LEFT ULNA, INITIAL ENCOUNTER FOR FRACTURE	M84632A

Boehringer Ingelheim
Statistical and Epidemiological Analysis Plan (SEAP) for Non-Interventional Study
(NIS)
BI Study Number 1245-0228

Proprietary confidential information © 2023 Boehringer Ingelheim International GmbH or one or more of its affiliated companies

DX_FRACTURE	FRACTURES	DX10	M84.633A	PATHOLOGICAL FRACTURE IN OTHER DISEASE, RIGHT RADIUS, INITIAL ENCOUNTER FOR FRACTURE	M84633A
DX_FRACTURE	FRACTURES	DX10	M84.634A	PATHOLOGICAL FRACTURE IN OTHER DISEASE, LEFT RADIUS, INITIAL ENCOUNTER FOR FRACTURE	M84634A
DX_FRACTURE	FRACTURES	DX10	M84.639A	PATHOLOGICAL FRACTURE IN OTHER DISEASE, UNSPECIFIED ULNA AND RADIUS, INITIAL ENCOUNTER FOR FRACTURE	M84639A
DX_FRACTURE	FRACTURES	DX10	M84.650A	PATHOLOGICAL FRACTURE IN OTHER DISEASE, PELVIS, INITIAL ENCOUNTER FOR FRACTURE	M84650A
DX_FRACTURE	FRACTURES	DX10	M84.651A	PATHOLOGICAL FRACTURE IN OTHER DISEASE, RIGHT FEMUR, INITIAL ENCOUNTER FOR FRACTURE	M84651A
DX_FRACTURE	FRACTURES	DX10	M84.652A	PATHOLOGICAL FRACTURE IN OTHER DISEASE, LEFT FEMUR, INITIAL ENCOUNTER FOR FRACTURE	M84652A
DX_FRACTURE	FRACTURES	DX10	M84.653A	PATHOLOGICAL FRACTURE IN OTHER DISEASE, UNSPECIFIED FEMUR, INITIAL ENCOUNTER FOR FRACTURE	M84653A
DX_FRACTURE	FRACTURES	DX10	M84.659A	PATHOLOGICAL FRACTURE IN OTHER DISEASE, HIP, UNSPECIFIED, INITIAL ENCOUNTER FOR FRACTURE	M84659A
DX_FRACTURE	FRACTURES	DX10	M84.661	PATHOLOGICAL FRACTURE IN OTHER DISEASE, RIGHT TIBIA	M84661
DX_FRACTURE	FRACTURES	DX10	M84.661A	PATHOLOGICAL FRACTURE IN OTHER DISEASE, RIGHT TIBIA, INITIAL ENCOUNTER FOR FRACTURE	M84661A
DX_FRACTURE	FRACTURES	DX10	M84.661D	PATHOLOGICAL FRACTURE IN OTHER DISEASE, RIGHT TIBIA, SUBSEQUENT ENCOUNTER FOR FRACTURE WITH ROUTINE HEALING	M84661D
DX_FRACTURE	FRACTURES	DX10	M84.661G	PATHOLOGICAL FRACTURE IN OTHER DISEASE, RIGHT TIBIA, SUBSEQUENT ENCOUNTER FOR FRACTURE WITH DELAYED HEALING	M84661G
DX_FRACTURE	FRACTURES	DX10	M84.661K	PATHOLOGICAL FRACTURE IN OTHER DISEASE, RIGHT TIBIA, SUBSEQUENT ENCOUNTER FOR FRACTURE WITH NONUNION	M84661K
DX_FRACTURE	FRACTURES	DX10	M84.661P	PATHOLOGICAL FRACTURE IN OTHER DISEASE, RIGHT TIBIA, SUBSEQUENT ENCOUNTER FOR FRACTURE WITH MALUNION	M84661P
DX_FRACTURE	FRACTURES	DX10	M84.661S	PATHOLOGICAL FRACTURE IN OTHER DISEASE, RIGHT TIBIA, SEQUELA	M84661S
DX_FRACTURE	FRACTURES	DX10	M84.662	PATHOLOGICAL FRACTURE IN OTHER DISEASE, LEFT TIBIA	M84662
DX_FRACTURE	FRACTURES	DX10	M84.662A	PATHOLOGICAL FRACTURE IN OTHER DISEASE, LEFT TIBIA, INITIAL ENCOUNTER FOR FRACTURE	M84662A
DX_FRACTURE	FRACTURES	DX10	M84.662D	PATHOLOGICAL FRACTURE IN OTHER DISEASE, LEFT TIBIA, SUBSEQUENT ENCOUNTER FOR FRACTURE WITH ROUTINE HEALING	M84662D
DX_FRACTURE	FRACTURES	DX10	M84.662G	PATHOLOGICAL FRACTURE IN OTHER DISEASE, LEFT TIBIA, SUBSEQUENT ENCOUNTER FOR FRACTURE WITH DELAYED HEALING	M84662G
DX_FRACTURE	FRACTURES	DX10	M84.662K	PATHOLOGICAL FRACTURE IN OTHER DISEASE, LEFT TIBIA, SUBSEQUENT ENCOUNTER FOR FRACTURE WITH NONUNION	M84662K
DX_FRACTURE	FRACTURES	DX10	M84.662P	PATHOLOGICAL FRACTURE IN OTHER DISEASE, LEFT TIBIA, SUBSEQUENT ENCOUNTER FOR FRACTURE WITH MALUNION	M84662P
DX_FRACTURE	FRACTURES	DX10	M84.662S	PATHOLOGICAL FRACTURE IN OTHER DISEASE, LEFT TIBIA, SEQUELA	M84662S
DX_FRACTURE	FRACTURES	DX10	M84.663	PATHOLOGICAL FRACTURE IN OTHER DISEASE, RIGHT FIBULA	M84663
DX_FRACTURE	FRACTURES	DX10	M84.663A	PATHOLOGICAL FRACTURE IN OTHER DISEASE, RIGHT FIBULA, INITIAL ENCOUNTER FOR FRACTURE	M84663A
DX_FRACTURE	FRACTURES	DX10	M84.663D	PATHOLOGICAL FRACTURE IN OTHER DISEASE, RIGHT FIBULA, SUBSEQUENT ENCOUNTER FOR FRACTURE WITH ROUTINE HEALING	M84663D
DX_FRACTURE	FRACTURES	DX10	M84.663G	PATHOLOGICAL FRACTURE IN OTHER DISEASE, RIGHT FIBULA, SUBSEQUENT ENCOUNTER FOR FRACTURE WITH DELAYED HEALING	M84663G
DX_FRACTURE	FRACTURES	DX10	M84.663K	PATHOLOGICAL FRACTURE IN OTHER DISEASE, RIGHT FIBULA, SUBSEQUENT ENCOUNTER FOR FRACTURE WITH NONUNION	M84663K
DX_FRACTURE	FRACTURES	DX10	M84.663P	PATHOLOGICAL FRACTURE IN OTHER DISEASE, RIGHT FIBULA, SUBSEQUENT ENCOUNTER FOR FRACTURE WITH MALUNION	M84663P
DX_FRACTURE	FRACTURES	DX10	M84.663S	PATHOLOGICAL FRACTURE IN OTHER DISEASE, RIGHT FIBULA, SEQUELA	M84663S
DX_FRACTURE	FRACTURES	DX10	M84.664	PATHOLOGICAL FRACTURE IN OTHER DISEASE, LEFT FIBULA	M84664
DX_FRACTURE	FRACTURES	DX10	M84.664A	PATHOLOGICAL FRACTURE IN OTHER DISEASE, LEFT FIBULA, INITIAL ENCOUNTER FOR FRACTURE	M84664A
DX_FRACTURE	FRACTURES	DX10	M84.664D	PATHOLOGICAL FRACTURE IN OTHER DISEASE, LEFT FIBULA, SUBSEQUENT ENCOUNTER FOR FRACTURE WITH ROUTINE HEALING	M84664D
DX_FRACTURE	FRACTURES	DX10	M84.664G	PATHOLOGICAL FRACTURE IN OTHER DISEASE, LEFT FIBULA, SUBSEQUENT ENCOUNTER FOR FRACTURE WITH DELAYED HEALING	M84664G
DX_FRACTURE	FRACTURES	DX10	M84.664K	PATHOLOGICAL FRACTURE IN OTHER DISEASE, LEFT FIBULA, SUBSEQUENT ENCOUNTER FOR FRACTURE WITH NONUNION	M84664K
DX_FRACTURE	FRACTURES	DX10	M84.664P	PATHOLOGICAL FRACTURE IN OTHER DISEASE, LEFT FIBULA, SUBSEQUENT ENCOUNTER FOR FRACTURE WITH MALUNION	M84664P
DX_FRACTURE	FRACTURES	DX10	M84.664S	PATHOLOGICAL FRACTURE IN OTHER DISEASE, LEFT FIBULA, SEQUELA	M84664S
DX_FRACTURE	FRACTURES	DX10	M84.669	PATHOLOGICAL FRACTURE IN OTHER DISEASE, UNSPECIFIED TIBIA AND FIBULA	M84669
DX_FRACTURE	FRACTURES	DX10	M84.669A	PATHOLOGICAL FRACTURE IN OTHER DISEASE, UNSPECIFIED TIBIA AND FIBULA, INITIAL ENCOUNTER FOR FRACTURE	M84669A
DX_FRACTURE	FRACTURES	DX10	M84.669D	PATHOLOGICAL FRACTURE IN OTHER DISEASE, UNSPECIFIED TIBIA AND FIBULA, SUBSEQUENT ENCOUNTER FOR FRACTURE WITH ROUTINE HEALING	M84669D
DX_FRACTURE	FRACTURES	DX10	M84.669G	PATHOLOGICAL FRACTURE IN OTHER DISEASE, UNSPECIFIED TIBIA AND FIBULA, SUBSEQUENT ENCOUNTER FOR FRACTURE WITH DELAYED HEALING	M84669G
DX_FRACTURE	FRACTURES	DX10	M84.669K	PATHOLOGICAL FRACTURE IN OTHER DISEASE, UNSPECIFIED TIBIA AND FIBULA, SUBSEQUENT ENCOUNTER FOR FRACTURE WITH NONUNION	M84669K
DX_FRACTURE	FRACTURES	DX10	M84.669P	PATHOLOGICAL FRACTURE IN OTHER DISEASE, UNSPECIFIED TIBIA AND FIBULA, SUBSEQUENT ENCOUNTER FOR FRACTURE WITH MALUNION	M84669P
DX_FRACTURE	FRACTURES	DX10	M84.669S	PATHOLOGICAL FRACTURE IN OTHER DISEASE, UNSPECIFIED TIBIA AND FIBULA, SEQUELA	M84669S
DX_FRACTURE	FRACTURES	DX10	M84.671	PATHOLOGICAL FRACTURE IN OTHER DISEASE, RIGHT ANKLE	M84671
DX_FRACTURE	FRACTURES	DX10	M84.671A	PATHOLOGICAL FRACTURE IN OTHER DISEASE, RIGHT ANKLE, INITIAL ENCOUNTER FOR FRACTURE	M84671A
DX_FRACTURE	FRACTURES	DX10	M84.671D	PATHOLOGICAL FRACTURE IN OTHER DISEASE, RIGHT ANKLE, SUBSEQUENT ENCOUNTER FOR FRACTURE WITH ROUTINE HEALING	M84671D
DX_FRACTURE	FRACTURES	DX10	M84.671G	PATHOLOGICAL FRACTURE IN OTHER DISEASE, RIGHT ANKLE, SUBSEQUENT ENCOUNTER FOR FRACTURE WITH DELAYED HEALING	M84671G
DX_FRACTURE	FRACTURES	DX10	M84.671K	PATHOLOGICAL FRACTURE IN OTHER DISEASE, RIGHT ANKLE, SUBSEQUENT ENCOUNTER FOR FRACTURE WITH NONUNION	M84671K
DX_FRACTURE	FRACTURES	DX10	M84.671P	PATHOLOGICAL FRACTURE IN OTHER DISEASE, RIGHT ANKLE, SUBSEQUENT ENCOUNTER FOR FRACTURE WITH MALUNION	M84671P
DX_FRACTURE	FRACTURES	DX10	M84.671S	PATHOLOGICAL FRACTURE IN OTHER DISEASE, RIGHT ANKLE, SEQUELA	M84671S
DX_FRACTURE	FRACTURES	DX10	M84.672	PATHOLOGICAL FRACTURE IN OTHER DISEASE, LEFT ANKLE	M84672
DX_FRACTURE	FRACTURES	DX10	M84.672A	PATHOLOGICAL FRACTURE IN OTHER DISEASE, LEFT ANKLE, INITIAL ENCOUNTER FOR FRACTURE	M84672A
DX_FRACTURE	FRACTURES	DX10	M84.672D	PATHOLOGICAL FRACTURE IN OTHER DISEASE, LEFT ANKLE, SUBSEQUENT ENCOUNTER FOR FRACTURE WITH ROUTINE HEALING	M84672D
DX_FRACTURE	FRACTURES	DX10	M84.672G	PATHOLOGICAL FRACTURE IN OTHER DISEASE, LEFT ANKLE, SUBSEQUENT ENCOUNTER FOR FRACTURE WITH DELAYED HEALING	M84672G
DX_FRACTURE	FRACTURES	DX10	M84.672K	PATHOLOGICAL FRACTURE IN OTHER DISEASE, LEFT ANKLE, SUBSEQUENT ENCOUNTER FOR FRACTURE WITH NONUNION	M84672K

Boehringer Ingelheim
Statistical and Epidemiological Analysis Plan (SEAP) for Non-Interventional Study
(NIS)
BI Study Number 1245-0228

Proprietary confidential information © 2023 Boehringer Ingelheim International GmbH or one or more of its affiliated companies

DX_FRACTURE	FRACTURES	DX10	M84.672P	PATHOLOGICAL FRACTURE IN OTHER DISEASE, LEFT ANKLE, SUBSEQUENT ENCOUNTER FOR FRACTURE WITH MALUNION	M84672P
DX_FRACTURE	FRACTURES	DX10	M84.672S	PATHOLOGICAL FRACTURE IN OTHER DISEASE, LEFT ANKLE, SEQUELA	M84672S
DX_FRACTURE	FRACTURES	DX10	M84.673	PATHOLOGICAL FRACTURE IN OTHER DISEASE, UNSPECIFIED ANKLE	M84673
DX_FRACTURE	FRACTURES	DX10	M84.673A	PATHOLOGICAL FRACTURE IN OTHER DISEASE, UNSPECIFIED ANKLE, INITIAL ENCOUNTER FOR FRACTURE	M84673A
DX_FRACTURE	FRACTURES	DX10	M84.673D	PATHOLOGICAL FRACTURE IN OTHER DISEASE, UNSPECIFIED ANKLE, SUBSEQUENT ENCOUNTER FOR FRACTURE WITH ROUTINE HEALING	M84673D
DX_FRACTURE	FRACTURES	DX10	M84.673G	PATHOLOGICAL FRACTURE IN OTHER DISEASE, UNSPECIFIED ANKLE, SUBSEQUENT ENCOUNTER FOR FRACTURE WITH DELAYED HEALING	M84673G
DX_FRACTURE	FRACTURES	DX10	M84.673K	PATHOLOGICAL FRACTURE IN OTHER DISEASE, UNSPECIFIED ANKLE, SUBSEQUENT ENCOUNTER FOR FRACTURE WITH NONUNION	M84673K
DX_FRACTURE	FRACTURES	DX10	M84.673P	PATHOLOGICAL FRACTURE IN OTHER DISEASE, UNSPECIFIED ANKLE, SUBSEQUENT ENCOUNTER FOR FRACTURE WITH MALUNION	M84673P
DX_FRACTURE	FRACTURES	DX10	M84.673S	PATHOLOGICAL FRACTURE IN OTHER DISEASE, UNSPECIFIED ANKLE, SEQUELA	M84673S
DX_FRACTURE	FRACTURES	DX10	M84.674	PATHOLOGICAL FRACTURE IN OTHER DISEASE, RIGHT FOOT	M84674
DX_FRACTURE	FRACTURES	DX10	M84.674A	PATHOLOGICAL FRACTURE IN OTHER DISEASE, RIGHT FOOT, INITIAL ENCOUNTER FOR FRACTURE	M84674A
DX_FRACTURE	FRACTURES	DX10	M84.674D	PATHOLOGICAL FRACTURE IN OTHER DISEASE, RIGHT FOOT, SUBSEQUENT ENCOUNTER FOR FRACTURE WITH ROUTINE HEALING	M84674D
DX_FRACTURE	FRACTURES	DX10	M84.674G	PATHOLOGICAL FRACTURE IN OTHER DISEASE, RIGHT FOOT, SUBSEQUENT ENCOUNTER FOR FRACTURE WITH DELAYED HEALING	M84674G
DX_FRACTURE	FRACTURES	DX10	M84.674K	PATHOLOGICAL FRACTURE IN OTHER DISEASE, RIGHT FOOT, SUBSEQUENT ENCOUNTER FOR FRACTURE WITH NONUNION	M84674K
DX_FRACTURE	FRACTURES	DX10	M84.674P	PATHOLOGICAL FRACTURE IN OTHER DISEASE, RIGHT FOOT, SUBSEQUENT ENCOUNTER FOR FRACTURE WITH MALUNION	M84674P
DX_FRACTURE	FRACTURES	DX10	M84.674S	PATHOLOGICAL FRACTURE IN OTHER DISEASE, RIGHT FOOT, SEQUELA	M84674S
DX_FRACTURE	FRACTURES	DX10	M84.675	PATHOLOGICAL FRACTURE IN OTHER DISEASE, LEFT FOOT	M84675
DX_FRACTURE	FRACTURES	DX10	M84.675A	PATHOLOGICAL FRACTURE IN OTHER DISEASE, LEFT FOOT, INITIAL ENCOUNTER FOR FRACTURE	M84675A
DX_FRACTURE	FRACTURES	DX10	M84.675D	PATHOLOGICAL FRACTURE IN OTHER DISEASE, LEFT FOOT, SUBSEQUENT ENCOUNTER FOR FRACTURE WITH ROUTINE HEALING	M84675D
DX_FRACTURE	FRACTURES	DX10	M84.675G	PATHOLOGICAL FRACTURE IN OTHER DISEASE, LEFT FOOT, SUBSEQUENT ENCOUNTER FOR FRACTURE WITH DELAYED HEALING	M84675G
DX_FRACTURE	FRACTURES	DX10	M84.675K	PATHOLOGICAL FRACTURE IN OTHER DISEASE, LEFT FOOT, SUBSEQUENT ENCOUNTER FOR FRACTURE WITH NONUNION	M84675K
DX_FRACTURE	FRACTURES	DX10	M84.675P	PATHOLOGICAL FRACTURE IN OTHER DISEASE, LEFT FOOT, SUBSEQUENT ENCOUNTER FOR FRACTURE WITH MALUNION	M84675P
DX_FRACTURE	FRACTURES	DX10	M84.675S	PATHOLOGICAL FRACTURE IN OTHER DISEASE, LEFT FOOT, SEQUELA	M84675S
DX_FRACTURE	FRACTURES	DX10	M84.676	PATHOLOGICAL FRACTURE IN OTHER DISEASE, UNSPECIFIED FOOT	M84676
DX_FRACTURE	FRACTURES	DX10	M84.676A	PATHOLOGICAL FRACTURE IN OTHER DISEASE, UNSPECIFIED FOOT, INITIAL ENCOUNTER FOR FRACTURE	M84676A
DX_FRACTURE	FRACTURES	DX10	M84.676D	PATHOLOGICAL FRACTURE IN OTHER DISEASE, UNSPECIFIED FOOT, SUBSEQUENT ENCOUNTER FOR FRACTURE WITH ROUTINE HEALING	M84676D
DX_FRACTURE	FRACTURES	DX10	M84.676G	PATHOLOGICAL FRACTURE IN OTHER DISEASE, UNSPECIFIED FOOT, SUBSEQUENT ENCOUNTER FOR FRACTURE WITH DELAYED HEALING	M84676G
DX_FRACTURE	FRACTURES	DX10	M84.676K	PATHOLOGICAL FRACTURE IN OTHER DISEASE, UNSPECIFIED FOOT, SUBSEQUENT ENCOUNTER FOR FRACTURE WITH NONUNION	M84676K
DX_FRACTURE	FRACTURES	DX10	M84.676P	PATHOLOGICAL FRACTURE IN OTHER DISEASE, UNSPECIFIED FOOT, SUBSEQUENT ENCOUNTER FOR FRACTURE WITH MALUNION	M84676P
DX_FRACTURE	FRACTURES	DX10	M84.676S	PATHOLOGICAL FRACTURE IN OTHER DISEASE, UNSPECIFIED FOOT, SEQUELA	M84676S
DX_FRACTURE	FRACTURES	DX10	M84.750A	ATYPICAL FEMORAL FRACTURE, UNSPECIFIED, INITIAL ENCOUNTER FOR FRACTURE	M84750A
DX_FRACTURE	FRACTURES	DX10	M84.751A	INCOMPLETE ATYPICAL FEMORAL FRACTURE, RIGHT LEG, INITIAL ENCOUNTER FOR FRACTURE	M84751A
DX_FRACTURE	FRACTURES	DX10	M84.752A	INCOMPLETE ATYPICAL FEMORAL FRACTURE, LEFT LEG, INITIAL ENCOUNTER FOR FRACTURE	M84752A
DX_FRACTURE	FRACTURES	DX10	M84.753A	INCOMPLETE ATYPICAL FEMORAL FRACTURE, UNSPECIFIED LEG, INITIAL ENCOUNTER FOR FRACTURE	M84753A
DX_FRACTURE	FRACTURES	DX10	M84.754A	COMPLETE TRANSVERSE ATYPICAL FEMORAL FRACTURE, RIGHT LEG, INITIAL ENCOUNTER FOR FRACTURE	M84754A
DX_FRACTURE	FRACTURES	DX10	M84.755A	COMPLETE TRANSVERSE ATYPICAL FEMORAL FRACTURE, LEFT LEG, INITIAL ENCOUNTER FOR FRACTURE	M84755A
DX_FRACTURE	FRACTURES	DX10	M84.756A	COMPLETE TRANSVERSE ATYPICAL FEMORAL FRACTURE, UNSPECIFIED LEG, INITIAL ENCOUNTER FOR FRACTURE	M84756A
DX_FRACTURE	FRACTURES	DX10	M84.757A	COMPLETE OBLIQUE ATYPICAL FEMORAL FRACTURE, RIGHT LEG, INITIAL ENCOUNTER FOR FRACTURE	M84757A
DX_FRACTURE	FRACTURES	DX10	M84.758A	COMPLETE OBLIQUE ATYPICAL FEMORAL FRACTURE, LEFT LEG, INITIAL ENCOUNTER FOR FRACTURE	M84758A
DX_FRACTURE	FRACTURES	DX10	M84.759A	COMPLETE OBLIQUE ATYPICAL FEMORAL FRACTURE, UNSPECIFIED LEG, INITIAL ENCOUNTER FOR FRACTURE	M84759A
DX_FRACTURE	FRACTURES	DX10	S32.301A	UNSPECIFIED FRACTURE OF RIGHT ILIUM, INITIAL ENCOUNTER FOR CLOSED FRACTURE	S32301A
DX_FRACTURE	FRACTURES	DX10	S32.301B	UNSPECIFIED FRACTURE OF RIGHT ILIUM, INITIAL ENCOUNTER FOR OPEN FRACTURE	S32301B
DX_FRACTURE	FRACTURES	DX10	S32.302A	UNSPECIFIED FRACTURE OF LEFT ILIUM, INITIAL ENCOUNTER FOR CLOSED FRACTURE	S32302A
DX_FRACTURE	FRACTURES	DX10	S32.302B	UNSPECIFIED FRACTURE OF LEFT ILIUM, INITIAL ENCOUNTER FOR OPEN FRACTURE	S32302B
DX_FRACTURE	FRACTURES	DX10	S32.309A	UNSPECIFIED FRACTURE OF UNSPECIFIED ILIUM, INITIAL ENCOUNTER FOR CLOSED FRACTURE	S32309A
DX_FRACTURE	FRACTURES	DX10	S32.309B	UNSPECIFIED FRACTURE OF UNSPECIFIED ILIUM, INITIAL ENCOUNTER FOR OPEN FRACTURE	S32309B
DX_FRACTURE	FRACTURES	DX10	S32.311A	DISPLACED AVULSION FRACTURE OF RIGHT ILIUM, INITIAL ENCOUNTER FOR CLOSED FRACTURE	S32311A
DX_FRACTURE	FRACTURES	DX10	S32.311B	DISPLACED AVULSION FRACTURE OF RIGHT ILIUM, INITIAL ENCOUNTER FOR OPEN FRACTURE	S32311B
DX_FRACTURE	FRACTURES	DX10	S32.312A	DISPLACED AVULSION FRACTURE OF LEFT ILIUM, INITIAL ENCOUNTER FOR CLOSED FRACTURE	S32312A
DX_FRACTURE	FRACTURES	DX10	S32.312B	DISPLACED AVULSION FRACTURE OF LEFT ILIUM, INITIAL ENCOUNTER FOR OPEN FRACTURE	S32312B
DX_FRACTURE	FRACTURES	DX10	S32.313A	DISPLACED AVULSION FRACTURE OF UNSPECIFIED ILIUM, INITIAL ENCOUNTER FOR CLOSED FRACTURE	S32313A
DX_FRACTURE	FRACTURES	DX10	S32.313B	DISPLACED AVULSION FRACTURE OF UNSPECIFIED ILIUM, INITIAL ENCOUNTER FOR OPEN FRACTURE	S32313B
DX_FRACTURE	FRACTURES	DX10	S32.314A	NONDISPLACED AVULSION FRACTURE OF RIGHT ILIUM, INITIAL ENCOUNTER FOR CLOSED FRACTURE	S32314A
DX_FRACTURE	FRACTURES	DX10	S32.314B	NONDISPLACED AVULSION FRACTURE OF RIGHT ILIUM, INITIAL ENCOUNTER FOR OPEN FRACTURE	S32314B
DX_FRACTURE	FRACTURES	DX10	S32.315A	NONDISPLACED AVULSION FRACTURE OF LEFT ILIUM, INITIAL ENCOUNTER FOR CLOSED FRACTURE	S32315A
DX_FRACTURE	FRACTURES	DX10	S32.315B	NONDISPLACED AVULSION FRACTURE OF LEFT ILIUM, INITIAL ENCOUNTER FOR OPEN FRACTURE	S32315B
DX_FRACTURE	FRACTURES	DX10	S32.316A	NONDISPLACED AVULSION FRACTURE OF UNSPECIFIED ILIUM, INITIAL ENCOUNTER FOR CLOSED FRACTURE	S32316A

Boehringer Ingelheim
Statistical and Epidemiological Analysis Plan (SEAP) for Non-Interventional Study
(NIS)
BI Study Number 1245-0228

Proprietary confidential information © 2023 Boehringer Ingelheim International GmbH or one or more of its affiliated companies

DX_FRACTURE	FRACTURES	DX10	S32.316B	NONDISPLACED AVULSION FRACTURE OF UNSPECIFIED ILIUM, INITIAL ENCOUNTER FOR OPEN FRACTURE	S32316B
DX_FRACTURE	FRACTURES	DX10	S32.391A	OTHER FRACTURE OF RIGHT ILIUM, INITIAL ENCOUNTER FOR CLOSED FRACTURE	S32391A
DX_FRACTURE	FRACTURES	DX10	S32.391B	OTHER FRACTURE OF RIGHT ILIUM, INITIAL ENCOUNTER FOR OPEN FRACTURE	S32391B
DX_FRACTURE	FRACTURES	DX10	S32.392A	OTHER FRACTURE OF LEFT ILIUM, INITIAL ENCOUNTER FOR CLOSED FRACTURE	S32392A
DX_FRACTURE	FRACTURES	DX10	S32.392B	OTHER FRACTURE OF LEFT ILIUM, INITIAL ENCOUNTER FOR OPEN FRACTURE	S32392B
DX_FRACTURE	FRACTURES	DX10	S32.399A	OTHER FRACTURE OF UNSPECIFIED ILIUM, INITIAL ENCOUNTER FOR CLOSED FRACTURE	S32399A
DX_FRACTURE	FRACTURES	DX10	S32.399B	OTHER FRACTURE OF UNSPECIFIED ILIUM, INITIAL ENCOUNTER FOR OPEN FRACTURE	S32399B
DX_FRACTURE	FRACTURES	DX10	S32.401A	UNSPECIFIED FRACTURE OF RIGHT ACETABULUM, INITIAL ENCOUNTER FOR CLOSED FRACTURE	S32401A
DX_FRACTURE	FRACTURES	DX10	S32.401B	UNSPECIFIED FRACTURE OF RIGHT ACETABULUM, INITIAL ENCOUNTER FOR OPEN FRACTURE	S32401B
DX_FRACTURE	FRACTURES	DX10	S32.402A	UNSPECIFIED FRACTURE OF LEFT ACETABULUM, INITIAL ENCOUNTER FOR CLOSED FRACTURE	S32402A
DX_FRACTURE	FRACTURES	DX10	S32.402B	UNSPECIFIED FRACTURE OF LEFT ACETABULUM, INITIAL ENCOUNTER FOR OPEN FRACTURE	S32402B
DX_FRACTURE	FRACTURES	DX10	S32.409A	UNSPECIFIED FRACTURE OF UNSPECIFIED ACETABULUM, INITIAL ENCOUNTER FOR CLOSED FRACTURE	S32409A
DX_FRACTURE	FRACTURES	DX10	S32.409B	UNSPECIFIED FRACTURE OF UNSPECIFIED ACETABULUM, INITIAL ENCOUNTER FOR OPEN FRACTURE	S32409B
DX_FRACTURE	FRACTURES	DX10	S32.411A	DISPLACED FRACTURE OF ANTERIOR WALL OF RIGHT ACETABULUM, INITIAL ENCOUNTER FOR CLOSED FRACTURE	S32411A
DX_FRACTURE	FRACTURES	DX10	S32.411B	DISPLACED FRACTURE OF ANTERIOR WALL OF RIGHT ACETABULUM, INITIAL ENCOUNTER FOR OPEN FRACTURE	S32411B
DX_FRACTURE	FRACTURES	DX10	S32.412A	DISPLACED FRACTURE OF ANTERIOR WALL OF LEFT ACETABULUM, INITIAL ENCOUNTER FOR CLOSED FRACTURE	S32412A
DX_FRACTURE	FRACTURES	DX10	S32.412B	DISPLACED FRACTURE OF ANTERIOR WALL OF LEFT ACETABULUM, INITIAL ENCOUNTER FOR OPEN FRACTURE	S32412B
DX_FRACTURE	FRACTURES	DX10	S32.413A	DISPLACED FRACTURE OF ANTERIOR WALL OF UNSPECIFIED ACETABULUM, INITIAL ENCOUNTER FOR CLOSED FRACTURE	S32413A
DX_FRACTURE	FRACTURES	DX10	S32.413B	DISPLACED FRACTURE OF ANTERIOR WALL OF UNSPECIFIED ACETABULUM, INITIAL ENCOUNTER FOR OPEN FRACTURE	S32413B
DX_FRACTURE	FRACTURES	DX10	S32.414A	NONDISPLACED FRACTURE OF ANTERIOR WALL OF RIGHT ACETABULUM, INITIAL ENCOUNTER FOR CLOSED FRACTURE	S32414A
DX_FRACTURE	FRACTURES	DX10	S32.414B	NONDISPLACED FRACTURE OF ANTERIOR WALL OF RIGHT ACETABULUM, INITIAL ENCOUNTER FOR OPEN FRACTURE	S32414B
DX_FRACTURE	FRACTURES	DX10	S32.415A	NONDISPLACED FRACTURE OF ANTERIOR WALL OF LEFT ACETABULUM, INITIAL ENCOUNTER FOR CLOSED FRACTURE	S32415A
DX_FRACTURE	FRACTURES	DX10	S32.415B	NONDISPLACED FRACTURE OF ANTERIOR WALL OF LEFT ACETABULUM, INITIAL ENCOUNTER FOR OPEN FRACTURE	S32415B
DX_FRACTURE	FRACTURES	DX10	S32.416A	NONDISPLACED FRACTURE OF ANTERIOR WALL OF UNSPECIFIED ACETABULUM, INITIAL ENCOUNTER FOR CLOSED FRACTURE	S32416A
DX_FRACTURE	FRACTURES	DX10	S32.416B	NONDISPLACED FRACTURE OF ANTERIOR WALL OF UNSPECIFIED ACETABULUM, INITIAL ENCOUNTER FOR OPEN FRACTURE	S32416B
DX_FRACTURE	FRACTURES	DX10	S32.421A	DISPLACED FRACTURE OF POSTERIOR WALL OF RIGHT ACETABULUM, INITIAL ENCOUNTER FOR CLOSED FRACTURE	S32421A
DX_FRACTURE	FRACTURES	DX10	S32.421B	DISPLACED FRACTURE OF POSTERIOR WALL OF RIGHT ACETABULUM, INITIAL ENCOUNTER FOR OPEN FRACTURE	S32421B
DX_FRACTURE	FRACTURES	DX10	S32.422A	DISPLACED FRACTURE OF POSTERIOR WALL OF LEFT ACETABULUM, INITIAL ENCOUNTER FOR CLOSED FRACTURE	S32422A
DX_FRACTURE	FRACTURES	DX10	S32.422B	DISPLACED FRACTURE OF POSTERIOR WALL OF LEFT ACETABULUM, INITIAL ENCOUNTER FOR OPEN FRACTURE	S32422B
DX_FRACTURE	FRACTURES	DX10	S32.423A	DISPLACED FRACTURE OF POSTERIOR WALL OF UNSPECIFIED ACETABULUM, INITIAL ENCOUNTER FOR CLOSED FRACTURE	S32423A
DX_FRACTURE	FRACTURES	DX10	S32.423B	DISPLACED FRACTURE OF POSTERIOR WALL OF UNSPECIFIED ACETABULUM, INITIAL ENCOUNTER FOR OPEN FRACTURE	S32423B
DX_FRACTURE	FRACTURES	DX10	S32.424A	NONDISPLACED FRACTURE OF POSTERIOR WALL OF RIGHT ACETABULUM, INITIAL ENCOUNTER FOR CLOSED FRACTURE	S32424A
DX_FRACTURE	FRACTURES	DX10	S32.424B	NONDISPLACED FRACTURE OF POSTERIOR WALL OF RIGHT ACETABULUM, INITIAL ENCOUNTER FOR OPEN FRACTURE	S32424B
DX_FRACTURE	FRACTURES	DX10	S32.425A	NONDISPLACED FRACTURE OF POSTERIOR WALL OF LEFT ACETABULUM, INITIAL ENCOUNTER FOR CLOSED FRACTURE	S32425A
DX_FRACTURE	FRACTURES	DX10	S32.425B	NONDISPLACED FRACTURE OF POSTERIOR WALL OF LEFT ACETABULUM, INITIAL ENCOUNTER FOR OPEN FRACTURE	S32425B
DX_FRACTURE	FRACTURES	DX10	S32.426A	NONDISPLACED FRACTURE OF POSTERIOR WALL OF UNSPECIFIED ACETABULUM, INITIAL ENCOUNTER FOR CLOSED FRACTURE	S32426A
DX_FRACTURE	FRACTURES	DX10	S32.426B	NONDISPLACED FRACTURE OF POSTERIOR WALL OF UNSPECIFIED ACETABULUM, INITIAL ENCOUNTER FOR OPEN FRACTURE	S32426B
DX_FRACTURE	FRACTURES	DX10	S32.431A	DISPLACED FRACTURE OF ANTERIOR COLUMN [LIOPUBIC] OF RIGHT ACETABULUM, INITIAL ENCOUNTER FOR CLOSED FRACTURE	S32431A
DX_FRACTURE	FRACTURES	DX10	S32.431B	DISPLACED FRACTURE OF ANTERIOR COLUMN [LIOPUBIC] OF RIGHT ACETABULUM, INITIAL ENCOUNTER FOR OPEN FRACTURE	S32431B
DX_FRACTURE	FRACTURES	DX10	S32.432A	DISPLACED FRACTURE OF ANTERIOR COLUMN [LIOPUBIC] OF LEFT ACETABULUM, INITIAL ENCOUNTER FOR CLOSED FRACTURE	S32432A
DX_FRACTURE	FRACTURES	DX10	S32.432B	DISPLACED FRACTURE OF ANTERIOR COLUMN [LIOPUBIC] OF LEFT ACETABULUM, INITIAL ENCOUNTER FOR OPEN FRACTURE	S32432B
DX_FRACTURE	FRACTURES	DX10	S32.433A	DISPLACED FRACTURE OF ANTERIOR COLUMN [LIOPUBIC] OF UNSPECIFIED ACETABULUM, INITIAL ENCOUNTER FOR CLOSED FRACTURE	S32433A
DX_FRACTURE	FRACTURES	DX10	S32.433B	DISPLACED FRACTURE OF ANTERIOR COLUMN [LIOPUBIC] OF UNSPECIFIED ACETABULUM, INITIAL ENCOUNTER FOR OPEN FRACTURE	S32433B
DX_FRACTURE	FRACTURES	DX10	S32.434A	NONDISPLACED FRACTURE OF ANTERIOR COLUMN [LIOPUBIC] OF RIGHT ACETABULUM, INITIAL ENCOUNTER FOR CLOSED FRACTURE	S32434A
DX_FRACTURE	FRACTURES	DX10	S32.434B	NONDISPLACED FRACTURE OF ANTERIOR COLUMN [LIOPUBIC] OF RIGHT ACETABULUM, INITIAL ENCOUNTER FOR OPEN FRACTURE	S32434B
DX_FRACTURE	FRACTURES	DX10	S32.435A	NONDISPLACED FRACTURE OF ANTERIOR COLUMN [LIOPUBIC] OF LEFT ACETABULUM, INITIAL ENCOUNTER FOR CLOSED FRACTURE	S32435A
DX_FRACTURE	FRACTURES	DX10	S32.435B	NONDISPLACED FRACTURE OF ANTERIOR COLUMN [LIOPUBIC] OF LEFT ACETABULUM, INITIAL ENCOUNTER FOR OPEN FRACTURE	S32435B
DX_FRACTURE	FRACTURES	DX10	S32.436A	NONDISPLACED FRACTURE OF ANTERIOR COLUMN [LIOPUBIC] OF UNSPECIFIED ACETABULUM, INITIAL ENCOUNTER FOR CLOSED FRACTURE	S32436A
DX_FRACTURE	FRACTURES	DX10	S32.436B	NONDISPLACED FRACTURE OF ANTERIOR COLUMN [LIOPUBIC] OF UNSPECIFIED ACETABULUM, INITIAL ENCOUNTER FOR OPEN FRACTURE	S32436B
DX_FRACTURE	FRACTURES	DX10	S32.441A	DISPLACED FRACTURE OF POSTERIOR COLUMN [LLOISCHIAL] OF RIGHT ACETABULUM, INITIAL ENCOUNTER FOR CLOSED FRACTURE	S32441A
DX_FRACTURE	FRACTURES	DX10	S32.441B	DISPLACED FRACTURE OF POSTERIOR COLUMN [LLOISCHIAL] OF RIGHT ACETABULUM, INITIAL ENCOUNTER FOR OPEN FRACTURE	S32441B
DX_FRACTURE	FRACTURES	DX10	S32.442A	DISPLACED FRACTURE OF POSTERIOR COLUMN [LLOISCHIAL] OF LEFT ACETABULUM, INITIAL ENCOUNTER FOR CLOSED FRACTURE	S32442A

Boehringer Ingelheim
Statistical and Epidemiological Analysis Plan (SEAP) for Non-Interventional Study
(NIS)
BI Study Number 1245-0228

Proprietary confidential information © 2023 Boehringer Ingelheim International GmbH or one or more of its affiliated companies

DX_FRACTURE	FRACTURES	DX10	S32.442B	DISPLACED FRACTURE OF POSTERIOR COLUMN [ILIOISCHIAL] OF LEFT ACETABULUM, INITIAL ENCOUNTER FOR OPEN FRACTURE	S32442B
DX_FRACTURE	FRACTURES	DX10	S32.443A	DISPLACED FRACTURE OF POSTERIOR COLUMN [ILIOISCHIAL] OF UNSPECIFIED ACETABULUM, INITIAL ENCOUNTER FOR CLOSED FRACTURE	S32443A
DX_FRACTURE	FRACTURES	DX10	S32.443B	DISPLACED FRACTURE OF POSTERIOR COLUMN [ILIOISCHIAL] OF UNSPECIFIED ACETABULUM, INITIAL ENCOUNTER FOR OPEN FRACTURE	S32443B
DX_FRACTURE	FRACTURES	DX10	S32.444A	NONDISPLACED FRACTURE OF POSTERIOR COLUMN [ILIOISCHIAL] OF RIGHT ACETABULUM, INITIAL ENCOUNTER FOR CLOSED FRACTURE	S32444A
DX_FRACTURE	FRACTURES	DX10	S32.444B	NONDISPLACED FRACTURE OF POSTERIOR COLUMN [ILIOISCHIAL] OF RIGHT ACETABULUM, INITIAL ENCOUNTER FOR OPEN FRACTURE	S32444B
DX_FRACTURE	FRACTURES	DX10	S32.445A	NONDISPLACED FRACTURE OF POSTERIOR COLUMN [ILIOISCHIAL] OF LEFT ACETABULUM, INITIAL ENCOUNTER FOR CLOSED FRACTURE	S32445A
DX_FRACTURE	FRACTURES	DX10	S32.445B	NONDISPLACED FRACTURE OF POSTERIOR COLUMN [ILIOISCHIAL] OF LEFT ACETABULUM, INITIAL ENCOUNTER FOR OPEN FRACTURE	S32445B
DX_FRACTURE	FRACTURES	DX10	S32.446A	NONDISPLACED FRACTURE OF POSTERIOR COLUMN [ILIOISCHIAL] OF UNSPECIFIED ACETABULUM, INITIAL ENCOUNTER FOR CLOSED FRACTURE	S32446A
DX_FRACTURE	FRACTURES	DX10	S32.446B	NONDISPLACED FRACTURE OF POSTERIOR COLUMN [ILIOISCHIAL] OF UNSPECIFIED ACETABULUM, INITIAL ENCOUNTER FOR OPEN FRACTURE	S32446B
DX_FRACTURE	FRACTURES	DX10	S32.451A	DISPLACED TRANSVERSE FRACTURE OF RIGHT ACETABULUM, INITIAL ENCOUNTER FOR CLOSED FRACTURE	S32451A
DX_FRACTURE	FRACTURES	DX10	S32.451B	DISPLACED TRANSVERSE FRACTURE OF RIGHT ACETABULUM, INITIAL ENCOUNTER FOR OPEN FRACTURE	S32451B
DX_FRACTURE	FRACTURES	DX10	S32.452A	DISPLACED TRANSVERSE FRACTURE OF LEFT ACETABULUM, INITIAL ENCOUNTER FOR CLOSED FRACTURE	S32452A
DX_FRACTURE	FRACTURES	DX10	S32.452B	DISPLACED TRANSVERSE FRACTURE OF LEFT ACETABULUM, INITIAL ENCOUNTER FOR OPEN FRACTURE	S32452B
DX_FRACTURE	FRACTURES	DX10	S32.453A	DISPLACED TRANSVERSE FRACTURE OF UNSPECIFIED ACETABULUM, INITIAL ENCOUNTER FOR CLOSED FRACTURE	S32453A
DX_FRACTURE	FRACTURES	DX10	S32.453B	DISPLACED TRANSVERSE FRACTURE OF UNSPECIFIED ACETABULUM, INITIAL ENCOUNTER FOR OPEN FRACTURE	S32453B
DX_FRACTURE	FRACTURES	DX10	S32.454A	NONDISPLACED TRANSVERSE FRACTURE OF RIGHT ACETABULUM, INITIAL ENCOUNTER FOR CLOSED FRACTURE	S32454A
DX_FRACTURE	FRACTURES	DX10	S32.454B	NONDISPLACED TRANSVERSE FRACTURE OF RIGHT ACETABULUM, INITIAL ENCOUNTER FOR OPEN FRACTURE	S32454B
DX_FRACTURE	FRACTURES	DX10	S32.455A	NONDISPLACED TRANSVERSE FRACTURE OF LEFT ACETABULUM, INITIAL ENCOUNTER FOR CLOSED FRACTURE	S32455A
DX_FRACTURE	FRACTURES	DX10	S32.455B	NONDISPLACED TRANSVERSE FRACTURE OF LEFT ACETABULUM, INITIAL ENCOUNTER FOR OPEN FRACTURE	S32455B
DX_FRACTURE	FRACTURES	DX10	S32.456A	NONDISPLACED TRANSVERSE FRACTURE OF UNSPECIFIED ACETABULUM, INITIAL ENCOUNTER FOR CLOSED FRACTURE	S32456A
DX_FRACTURE	FRACTURES	DX10	S32.456B	NONDISPLACED TRANSVERSE FRACTURE OF UNSPECIFIED ACETABULUM, INITIAL ENCOUNTER FOR OPEN FRACTURE	S32456B
DX_FRACTURE	FRACTURES	DX10	S32.461A	DISPLACED ASSOCIATED TRANSVERSE-POSTERIOR FRACTURE OF RIGHT ACETABULUM, INITIAL ENCOUNTER FOR CLOSED FRACTURE	S32461A
DX_FRACTURE	FRACTURES	DX10	S32.461B	DISPLACED ASSOCIATED TRANSVERSE-POSTERIOR FRACTURE OF RIGHT ACETABULUM, INITIAL ENCOUNTER FOR OPEN FRACTURE	S32461B
DX_FRACTURE	FRACTURES	DX10	S32.462A	DISPLACED ASSOCIATED TRANSVERSE-POSTERIOR FRACTURE OF LEFT ACETABULUM, INITIAL ENCOUNTER FOR CLOSED FRACTURE	S32462A
DX_FRACTURE	FRACTURES	DX10	S32.462B	DISPLACED ASSOCIATED TRANSVERSE-POSTERIOR FRACTURE OF LEFT ACETABULUM, INITIAL ENCOUNTER FOR OPEN FRACTURE	S32462B
DX_FRACTURE	FRACTURES	DX10	S32.463A	DISPLACED ASSOCIATED TRANSVERSE-POSTERIOR FRACTURE OF UNSPECIFIED ACETABULUM, INITIAL ENCOUNTER FOR CLOSED FRACTURE	S32463A
DX_FRACTURE	FRACTURES	DX10	S32.463B	DISPLACED ASSOCIATED TRANSVERSE-POSTERIOR FRACTURE OF UNSPECIFIED ACETABULUM, INITIAL ENCOUNTER FOR OPEN FRACTURE	S32463B
DX_FRACTURE	FRACTURES	DX10	S32.464A	NONDISPLACED ASSOCIATED TRANSVERSE-POSTERIOR FRACTURE OF RIGHT ACETABULUM, INITIAL ENCOUNTER FOR CLOSED FRACTURE	S32464A
DX_FRACTURE	FRACTURES	DX10	S32.464B	NONDISPLACED ASSOCIATED TRANSVERSE-POSTERIOR FRACTURE OF RIGHT ACETABULUM, INITIAL ENCOUNTER FOR OPEN FRACTURE	S32464B
DX_FRACTURE	FRACTURES	DX10	S32.465A	NONDISPLACED ASSOCIATED TRANSVERSE-POSTERIOR FRACTURE OF LEFT ACETABULUM, INITIAL ENCOUNTER FOR CLOSED FRACTURE	S32465A
DX_FRACTURE	FRACTURES	DX10	S32.465B	NONDISPLACED ASSOCIATED TRANSVERSE-POSTERIOR FRACTURE OF LEFT ACETABULUM, INITIAL ENCOUNTER FOR OPEN FRACTURE	S32465B
DX_FRACTURE	FRACTURES	DX10	S32.466A	NONDISPLACED ASSOCIATED TRANSVERSE-POSTERIOR FRACTURE OF UNSPECIFIED ACETABULUM, INITIAL ENCOUNTER FOR CLOSED FRACTURE	S32466A
DX_FRACTURE	FRACTURES	DX10	S32.466B	NONDISPLACED ASSOCIATED TRANSVERSE-POSTERIOR FRACTURE OF UNSPECIFIED ACETABULUM, INITIAL ENCOUNTER FOR OPEN FRACTURE	S32466B
DX_FRACTURE	FRACTURES	DX10	S32.471A	DISPLACED FRACTURE OF MEDIAL WALL OF RIGHT ACETABULUM, INITIAL ENCOUNTER FOR CLOSED FRACTURE	S32471A
DX_FRACTURE	FRACTURES	DX10	S32.471B	DISPLACED FRACTURE OF MEDIAL WALL OF RIGHT ACETABULUM, INITIAL ENCOUNTER FOR OPEN FRACTURE	S32471B
DX_FRACTURE	FRACTURES	DX10	S32.472A	DISPLACED FRACTURE OF MEDIAL WALL OF LEFT ACETABULUM, INITIAL ENCOUNTER FOR CLOSED FRACTURE	S32472A
DX_FRACTURE	FRACTURES	DX10	S32.472B	DISPLACED FRACTURE OF MEDIAL WALL OF LEFT ACETABULUM, INITIAL ENCOUNTER FOR OPEN FRACTURE	S32472B
DX_FRACTURE	FRACTURES	DX10	S32.473A	DISPLACED FRACTURE OF MEDIAL WALL OF UNSPECIFIED ACETABULUM, INITIAL ENCOUNTER FOR CLOSED FRACTURE	S32473A
DX_FRACTURE	FRACTURES	DX10	S32.473B	DISPLACED FRACTURE OF MEDIAL WALL OF UNSPECIFIED ACETABULUM, INITIAL ENCOUNTER FOR OPEN FRACTURE	S32473B
DX_FRACTURE	FRACTURES	DX10	S32.474A	NONDISPLACED FRACTURE OF MEDIAL WALL OF RIGHT ACETABULUM, INITIAL ENCOUNTER FOR CLOSED FRACTURE	S32474A
DX_FRACTURE	FRACTURES	DX10	S32.474B	NONDISPLACED FRACTURE OF MEDIAL WALL OF RIGHT ACETABULUM, INITIAL ENCOUNTER FOR OPEN FRACTURE	S32474B
DX_FRACTURE	FRACTURES	DX10	S32.475A	NONDISPLACED FRACTURE OF MEDIAL WALL OF LEFT ACETABULUM, INITIAL ENCOUNTER FOR CLOSED FRACTURE	S32475A
DX_FRACTURE	FRACTURES	DX10	S32.475B	NONDISPLACED FRACTURE OF MEDIAL WALL OF LEFT ACETABULUM, INITIAL ENCOUNTER FOR OPEN FRACTURE	S32475B
DX_FRACTURE	FRACTURES	DX10	S32.476A	NONDISPLACED FRACTURE OF MEDIAL WALL OF UNSPECIFIED ACETABULUM, INITIAL ENCOUNTER FOR CLOSED FRACTURE	S32476A
DX_FRACTURE	FRACTURES	DX10	S32.476B	NONDISPLACED FRACTURE OF MEDIAL WALL OF UNSPECIFIED ACETABULUM, INITIAL ENCOUNTER FOR OPEN FRACTURE	S32476B
DX_FRACTURE	FRACTURES	DX10	S32.481A	DISPLACED DOME FRACTURE OF RIGHT ACETABULUM, INITIAL ENCOUNTER FOR CLOSED FRACTURE	S32481A
DX_FRACTURE	FRACTURES	DX10	S32.481B	DISPLACED DOME FRACTURE OF RIGHT ACETABULUM, INITIAL ENCOUNTER FOR OPEN FRACTURE	S32481B
DX_FRACTURE	FRACTURES	DX10	S32.482A	DISPLACED DOME FRACTURE OF LEFT ACETABULUM, INITIAL ENCOUNTER FOR CLOSED FRACTURE	S32482A

Boehringer Ingelheim
Statistical and Epidemiological Analysis Plan (SEAP) for Non-Interventional Study
(NIS)
BI Study Number 1245-0228

Proprietary confidential information © 2023 Boehringer Ingelheim International GmbH or one or more of its affiliated companies

DX_FRACTURE	FRACTURES	DX10	S32.482B	DISPLACED DOME FRACTURE OF LEFT ACETABULUM, INITIAL ENCOUNTER FOR OPEN FRACTURE	S32482B
DX_FRACTURE	FRACTURES	DX10	S32.483A	DISPLACED DOME FRACTURE OF UNSPECIFIED ACETABULUM, INITIAL ENCOUNTER FOR CLOSED FRACTURE	S32483A
DX_FRACTURE	FRACTURES	DX10	S32.483B	DISPLACED DOME FRACTURE OF UNSPECIFIED ACETABULUM, INITIAL ENCOUNTER FOR OPEN FRACTURE	S32483B
DX_FRACTURE	FRACTURES	DX10	S32.484A	NONDISPLACED DOME FRACTURE OF RIGHT ACETABULUM, INITIAL ENCOUNTER FOR CLOSED FRACTURE	S32484A
DX_FRACTURE	FRACTURES	DX10	S32.484B	NONDISPLACED DOME FRACTURE OF RIGHT ACETABULUM, INITIAL ENCOUNTER FOR OPEN FRACTURE	S32484B
DX_FRACTURE	FRACTURES	DX10	S32.485A	NONDISPLACED DOME FRACTURE OF LEFT ACETABULUM, INITIAL ENCOUNTER FOR CLOSED FRACTURE	S32485A
DX_FRACTURE	FRACTURES	DX10	S32.485B	NONDISPLACED DOME FRACTURE OF LEFT ACETABULUM, INITIAL ENCOUNTER FOR OPEN FRACTURE	S32485B
DX_FRACTURE	FRACTURES	DX10	S32.486A	NONDISPLACED DOME FRACTURE OF UNSPECIFIED ACETABULUM, INITIAL ENCOUNTER FOR CLOSED FRACTURE	S32486A
DX_FRACTURE	FRACTURES	DX10	S32.486B	NONDISPLACED DOME FRACTURE OF UNSPECIFIED ACETABULUM, INITIAL ENCOUNTER FOR OPEN FRACTURE	S32486B
DX_FRACTURE	FRACTURES	DX10	S32.491A	OTHER SPECIFIED FRACTURE OF RIGHT ACETABULUM, INITIAL ENCOUNTER FOR CLOSED FRACTURE	S32491A
DX_FRACTURE	FRACTURES	DX10	S32.491B	OTHER SPECIFIED FRACTURE OF RIGHT ACETABULUM, INITIAL ENCOUNTER FOR OPEN FRACTURE	S32491B
DX_FRACTURE	FRACTURES	DX10	S32.492A	OTHER SPECIFIED FRACTURE OF LEFT ACETABULUM, INITIAL ENCOUNTER FOR CLOSED FRACTURE	S32492A
DX_FRACTURE	FRACTURES	DX10	S32.492B	OTHER SPECIFIED FRACTURE OF LEFT ACETABULUM, INITIAL ENCOUNTER FOR OPEN FRACTURE	S32492B
DX_FRACTURE	FRACTURES	DX10	S32.499A	OTHER SPECIFIED FRACTURE OF UNSPECIFIED ACETABULUM, INITIAL ENCOUNTER FOR CLOSED FRACTURE	S32499A
DX_FRACTURE	FRACTURES	DX10	S32.499B	OTHER SPECIFIED FRACTURE OF UNSPECIFIED ACETABULUM, INITIAL ENCOUNTER FOR OPEN FRACTURE	S32499B
DX_FRACTURE	FRACTURES	DX10	S32.501A	UNSPECIFIED FRACTURE OF RIGHT PUBIS, INITIAL ENCOUNTER FOR CLOSED FRACTURE	S32501A
DX_FRACTURE	FRACTURES	DX10	S32.501B	UNSPECIFIED FRACTURE OF RIGHT PUBIS, INITIAL ENCOUNTER FOR OPEN FRACTURE	S32501B
DX_FRACTURE	FRACTURES	DX10	S32.502A	UNSPECIFIED FRACTURE OF LEFT PUBIS, INITIAL ENCOUNTER FOR CLOSED FRACTURE	S32502A
DX_FRACTURE	FRACTURES	DX10	S32.502B	UNSPECIFIED FRACTURE OF LEFT PUBIS, INITIAL ENCOUNTER FOR OPEN FRACTURE	S32502B
DX_FRACTURE	FRACTURES	DX10	S32.509A	UNSPECIFIED FRACTURE OF UNSPECIFIED PUBIS, INITIAL ENCOUNTER FOR CLOSED FRACTURE	S32509A
DX_FRACTURE	FRACTURES	DX10	S32.509B	UNSPECIFIED FRACTURE OF UNSPECIFIED PUBIS, INITIAL ENCOUNTER FOR OPEN FRACTURE	S32509B
DX_FRACTURE	FRACTURES	DX10	S32.511A	FRACTURE OF SUPERIOR RIM OF RIGHT PUBIS, INITIAL ENCOUNTER FOR CLOSED FRACTURE	S32511A
DX_FRACTURE	FRACTURES	DX10	S32.511B	FRACTURE OF SUPERIOR RIM OF RIGHT PUBIS, INITIAL ENCOUNTER FOR OPEN FRACTURE	S32511B
DX_FRACTURE	FRACTURES	DX10	S32.512A	FRACTURE OF SUPERIOR RIM OF LEFT PUBIS, INITIAL ENCOUNTER FOR CLOSED FRACTURE	S32512A
DX_FRACTURE	FRACTURES	DX10	S32.512B	FRACTURE OF SUPERIOR RIM OF LEFT PUBIS, INITIAL ENCOUNTER FOR OPEN FRACTURE	S32512B
DX_FRACTURE	FRACTURES	DX10	S32.519A	FRACTURE OF SUPERIOR RIM OF UNSPECIFIED PUBIS, INITIAL ENCOUNTER FOR CLOSED FRACTURE	S32519A
DX_FRACTURE	FRACTURES	DX10	S32.519B	FRACTURE OF SUPERIOR RIM OF UNSPECIFIED PUBIS, INITIAL ENCOUNTER FOR OPEN FRACTURE	S32519B
DX_FRACTURE	FRACTURES	DX10	S32.591A	OTHER SPECIFIED FRACTURE OF RIGHT PUBIS, INITIAL ENCOUNTER FOR CLOSED FRACTURE	S32591A
DX_FRACTURE	FRACTURES	DX10	S32.591B	OTHER SPECIFIED FRACTURE OF RIGHT PUBIS, INITIAL ENCOUNTER FOR OPEN FRACTURE	S32591B
DX_FRACTURE	FRACTURES	DX10	S32.592A	OTHER SPECIFIED FRACTURE OF LEFT PUBIS, INITIAL ENCOUNTER FOR CLOSED FRACTURE	S32592A
DX_FRACTURE	FRACTURES	DX10	S32.592B	OTHER SPECIFIED FRACTURE OF LEFT PUBIS, INITIAL ENCOUNTER FOR OPEN FRACTURE	S32592B
DX_FRACTURE	FRACTURES	DX10	S32.599A	OTHER SPECIFIED FRACTURE OF UNSPECIFIED PUBIS, INITIAL ENCOUNTER FOR CLOSED FRACTURE	S32599A
DX_FRACTURE	FRACTURES	DX10	S32.599B	OTHER SPECIFIED FRACTURE OF UNSPECIFIED PUBIS, INITIAL ENCOUNTER FOR OPEN FRACTURE	S32599B
DX_FRACTURE	FRACTURES	DX10	S32.601A	UNSPECIFIED FRACTURE OF RIGHT ISCHIUM, INITIAL ENCOUNTER FOR CLOSED FRACTURE	S32601A
DX_FRACTURE	FRACTURES	DX10	S32.601B	UNSPECIFIED FRACTURE OF RIGHT ISCHIUM, INITIAL ENCOUNTER FOR OPEN FRACTURE	S32601B
DX_FRACTURE	FRACTURES	DX10	S32.602A	UNSPECIFIED FRACTURE OF LEFT ISCHIUM, INITIAL ENCOUNTER FOR CLOSED FRACTURE	S32602A
DX_FRACTURE	FRACTURES	DX10	S32.602B	UNSPECIFIED FRACTURE OF LEFT ISCHIUM, INITIAL ENCOUNTER FOR OPEN FRACTURE	S32602B
DX_FRACTURE	FRACTURES	DX10	S32.609A	UNSPECIFIED FRACTURE OF UNSPECIFIED ISCHIUM, INITIAL ENCOUNTER FOR CLOSED FRACTURE	S32609A
DX_FRACTURE	FRACTURES	DX10	S32.609B	UNSPECIFIED FRACTURE OF UNSPECIFIED ISCHIUM, INITIAL ENCOUNTER FOR OPEN FRACTURE	S32609B
DX_FRACTURE	FRACTURES	DX10	S32.611A	DISPLACED AVULSION FRACTURE OF RIGHT ISCHIUM, INITIAL ENCOUNTER FOR CLOSED FRACTURE	S32611A
DX_FRACTURE	FRACTURES	DX10	S32.611B	DISPLACED AVULSION FRACTURE OF RIGHT ISCHIUM, INITIAL ENCOUNTER FOR OPEN FRACTURE	S32611B
DX_FRACTURE	FRACTURES	DX10	S32.612A	DISPLACED AVULSION FRACTURE OF LEFT ISCHIUM, INITIAL ENCOUNTER FOR CLOSED FRACTURE	S32612A
DX_FRACTURE	FRACTURES	DX10	S32.612B	DISPLACED AVULSION FRACTURE OF LEFT ISCHIUM, INITIAL ENCOUNTER FOR OPEN FRACTURE	S32612B
DX_FRACTURE	FRACTURES	DX10	S32.613A	DISPLACED AVULSION FRACTURE OF UNSPECIFIED ISCHIUM, INITIAL ENCOUNTER FOR CLOSED FRACTURE	S32613A
DX_FRACTURE	FRACTURES	DX10	S32.613B	DISPLACED AVULSION FRACTURE OF UNSPECIFIED ISCHIUM, INITIAL ENCOUNTER FOR OPEN FRACTURE	S32613B
DX_FRACTURE	FRACTURES	DX10	S32.614A	NONDISPLACED AVULSION FRACTURE OF RIGHT ISCHIUM, INITIAL ENCOUNTER FOR CLOSED FRACTURE	S32614A
DX_FRACTURE	FRACTURES	DX10	S32.614B	NONDISPLACED AVULSION FRACTURE OF RIGHT ISCHIUM, INITIAL ENCOUNTER FOR OPEN FRACTURE	S32614B
DX_FRACTURE	FRACTURES	DX10	S32.615A	NONDISPLACED AVULSION FRACTURE OF LEFT ISCHIUM, INITIAL ENCOUNTER FOR CLOSED FRACTURE	S32615A
DX_FRACTURE	FRACTURES	DX10	S32.615B	NONDISPLACED AVULSION FRACTURE OF LEFT ISCHIUM, INITIAL ENCOUNTER FOR OPEN FRACTURE	S32615B
DX_FRACTURE	FRACTURES	DX10	S32.616A	NONDISPLACED AVULSION FRACTURE OF UNSPECIFIED ISCHIUM, INITIAL ENCOUNTER FOR CLOSED FRACTURE	S32616A
DX_FRACTURE	FRACTURES	DX10	S32.616B	NONDISPLACED AVULSION FRACTURE OF UNSPECIFIED ISCHIUM, INITIAL ENCOUNTER FOR OPEN FRACTURE	S32616B
DX_FRACTURE	FRACTURES	DX10	S32.691A	OTHER SPECIFIED FRACTURE OF RIGHT ISCHIUM, INITIAL ENCOUNTER FOR CLOSED FRACTURE	S32691A
DX_FRACTURE	FRACTURES	DX10	S32.691B	OTHER SPECIFIED FRACTURE OF RIGHT ISCHIUM, INITIAL ENCOUNTER FOR OPEN FRACTURE	S32691B
DX_FRACTURE	FRACTURES	DX10	S32.692A	OTHER SPECIFIED FRACTURE OF LEFT ISCHIUM, INITIAL ENCOUNTER FOR CLOSED FRACTURE	S32692A
DX_FRACTURE	FRACTURES	DX10	S32.692B	OTHER SPECIFIED FRACTURE OF LEFT ISCHIUM, INITIAL ENCOUNTER FOR OPEN FRACTURE	S32692B
DX_FRACTURE	FRACTURES	DX10	S32.699A	OTHER SPECIFIED FRACTURE OF UNSPECIFIED ISCHIUM, INITIAL ENCOUNTER FOR CLOSED FRACTURE	S32699A
DX_FRACTURE	FRACTURES	DX10	S32.699B	OTHER SPECIFIED FRACTURE OF UNSPECIFIED ISCHIUM, INITIAL ENCOUNTER FOR OPEN FRACTURE	S32699B
DX_FRACTURE	FRACTURES	DX10	S32.810A	MULTIPLE FRACTURES OF PELVIS WITH STABLE DISRUPTION OF PELVIC RING, INITIAL ENCOUNTER FOR CLOSED FRACTURE	S32810A

Boehringer Ingelheim
Statistical and Epidemiological Analysis Plan (SEAP) for Non-Interventional Study
(NIS)
BI Study Number 1245-0228

Proprietary confidential information © 2023 Boehringer Ingelheim International GmbH or one or more of its affiliated companies

DX_FRACTURE	FRACTURES	DX10	S32.810B	MULTIPLE FRACTURES OF PELVIS WITH STABLE DISRUPTION OF PELVIC RING, INITIAL ENCOUNTER FOR OPEN FRACTURE	S32810B
DX_FRACTURE	FRACTURES	DX10	S32.811A	MULTIPLE FRACTURES OF PELVIS WITH UNSTABLE DISRUPTION OF PELVIC RING, INITIAL ENCOUNTER FOR CLOSED FRACTURE	S32811A
DX_FRACTURE	FRACTURES	DX10	S32.811B	MULTIPLE FRACTURES OF PELVIS WITH UNSTABLE DISRUPTION OF PELVIC RING, INITIAL ENCOUNTER FOR OPEN FRACTURE	S32811B
DX_FRACTURE	FRACTURES	DX10	S32.82XA	MULTIPLE FRACTURES OF PELVIS WITHOUT DISRUPTION OF PELVIC RING, INITIAL ENCOUNTER FOR CLOSED FRACTURE	S3282XA
DX_FRACTURE	FRACTURES	DX10	S32.82XB	MULTIPLE FRACTURES OF PELVIS WITHOUT DISRUPTION OF PELVIC RING, INITIAL ENCOUNTER FOR OPEN FRACTURE	S3282XB
DX_FRACTURE	FRACTURES	DX10	S32.89XA	FRACTURE OF OTHER PARTS OF PELVIS, INITIAL ENCOUNTER FOR CLOSED FRACTURE	S3289XA
DX_FRACTURE	FRACTURES	DX10	S32.89XB	FRACTURE OF OTHER PARTS OF PELVIS, INITIAL ENCOUNTER FOR OPEN FRACTURE	S3289XB
DX_FRACTURE	FRACTURES	DX10	S32.90XA	FRACTURE OF UNSPECIFIED PARTS OF LUMBOSACRAL SPINE AND PELVIS, INITIAL ENCOUNTER FOR CLOSED FRACTURE	S3290XA
DX_FRACTURE	FRACTURES	DX10	S32.90XB	FRACTURE OF UNSPECIFIED PARTS OF LUMBOSACRAL SPINE AND PELVIS, INITIAL ENCOUNTER FOR OPEN FRACTURE	S3290XB
DX_FRACTURE	FRACTURES	DX10	S42.001	FRACTURE OF UNSPECIFIED PART OF RIGHT CLAVICLE	S42001
DX_FRACTURE	FRACTURES	DX10	S42.001A	FRACTURE OF UNSPECIFIED PART OF RIGHT CLAVICLE, INITIAL ENCOUNTER FOR CLOSED FRACTURE	S42001A
DX_FRACTURE	FRACTURES	DX10	S42.001B	FRACTURE OF UNSPECIFIED PART OF RIGHT CLAVICLE, INITIAL ENCOUNTER FOR OPEN FRACTURE	S42001B
DX_FRACTURE	FRACTURES	DX10	S42.001D	FRACTURE OF UNSPECIFIED PART OF RIGHT CLAVICLE, SUBSEQUENT ENCOUNTER FOR FRACTURE WITH ROUTINE HEALING	S42001D
DX_FRACTURE	FRACTURES	DX10	S42.001G	FRACTURE OF UNSPECIFIED PART OF RIGHT CLAVICLE, SUBSEQUENT ENCOUNTER FOR FRACTURE WITH DELAYED HEALING	S42001G
DX_FRACTURE	FRACTURES	DX10	S42.001K	FRACTURE OF UNSPECIFIED PART OF RIGHT CLAVICLE, SUBSEQUENT ENCOUNTER FOR FRACTURE WITH NONUNION	S42001K
DX_FRACTURE	FRACTURES	DX10	S42.001P	FRACTURE OF UNSPECIFIED PART OF RIGHT CLAVICLE, SUBSEQUENT ENCOUNTER FOR FRACTURE WITH MALUNION	S42001P
DX_FRACTURE	FRACTURES	DX10	S42.001S	FRACTURE OF UNSPECIFIED PART OF RIGHT CLAVICLE, SEQUELA	S42001S
DX_FRACTURE	FRACTURES	DX10	S42.002	FRACTURE OF UNSPECIFIED PART OF LEFT CLAVICLE	S42002
DX_FRACTURE	FRACTURES	DX10	S42.002A	FRACTURE OF UNSPECIFIED PART OF LEFT CLAVICLE, INITIAL ENCOUNTER FOR CLOSED FRACTURE	S42002A
DX_FRACTURE	FRACTURES	DX10	S42.002B	FRACTURE OF UNSPECIFIED PART OF LEFT CLAVICLE, INITIAL ENCOUNTER FOR OPEN FRACTURE	S42002B
DX_FRACTURE	FRACTURES	DX10	S42.002D	FRACTURE OF UNSPECIFIED PART OF LEFT CLAVICLE, SUBSEQUENT ENCOUNTER FOR FRACTURE WITH ROUTINE HEALING	S42002D
DX_FRACTURE	FRACTURES	DX10	S42.002G	FRACTURE OF UNSPECIFIED PART OF LEFT CLAVICLE, SUBSEQUENT ENCOUNTER FOR FRACTURE WITH DELAYED HEALING	S42002G
DX_FRACTURE	FRACTURES	DX10	S42.002K	FRACTURE OF UNSPECIFIED PART OF LEFT CLAVICLE, SUBSEQUENT ENCOUNTER FOR FRACTURE WITH NONUNION	S42002K
DX_FRACTURE	FRACTURES	DX10	S42.002P	FRACTURE OF UNSPECIFIED PART OF LEFT CLAVICLE, SUBSEQUENT ENCOUNTER FOR FRACTURE WITH MALUNION	S42002P
DX_FRACTURE	FRACTURES	DX10	S42.002S	FRACTURE OF UNSPECIFIED PART OF LEFT CLAVICLE, SEQUELA	S42002S
DX_FRACTURE	FRACTURES	DX10	S42.009	FRACTURE OF UNSPECIFIED PART OF UNSPECIFIED CLAVICLE	S42009
DX_FRACTURE	FRACTURES	DX10	S42.009A	FRACTURE OF UNSPECIFIED PART OF UNSPECIFIED CLAVICLE, INITIAL ENCOUNTER FOR CLOSED FRACTURE	S42009A
DX_FRACTURE	FRACTURES	DX10	S42.009B	FRACTURE OF UNSPECIFIED PART OF UNSPECIFIED CLAVICLE, INITIAL ENCOUNTER FOR OPEN FRACTURE	S42009B
DX_FRACTURE	FRACTURES	DX10	S42.009D	FRACTURE OF UNSPECIFIED PART OF UNSPECIFIED CLAVICLE, SUBSEQUENT ENCOUNTER FOR FRACTURE WITH ROUTINE HEALING	S42009D
DX_FRACTURE	FRACTURES	DX10	S42.009G	FRACTURE OF UNSPECIFIED PART OF UNSPECIFIED CLAVICLE, SUBSEQUENT ENCOUNTER FOR FRACTURE WITH DELAYED HEALING	S42009G
DX_FRACTURE	FRACTURES	DX10	S42.009K	FRACTURE OF UNSPECIFIED PART OF UNSPECIFIED CLAVICLE, SUBSEQUENT ENCOUNTER FOR FRACTURE WITH NONUNION	S42009K
DX_FRACTURE	FRACTURES	DX10	S42.009P	FRACTURE OF UNSPECIFIED PART OF UNSPECIFIED CLAVICLE, SUBSEQUENT ENCOUNTER FOR FRACTURE WITH MALUNION	S42009P
DX_FRACTURE	FRACTURES	DX10	S42.009S	FRACTURE OF UNSPECIFIED PART OF UNSPECIFIED CLAVICLE, SEQUELA	S42009S
DX_FRACTURE	FRACTURES	DX10	S42.011	ANTERIOR DISPLACED FRACTURE OF STERNAL END OF RIGHT CLAVICLE	S42011
DX_FRACTURE	FRACTURES	DX10	S42.011A	ANTERIOR DISPLACED FRACTURE OF STERNAL END OF RIGHT CLAVICLE, INITIAL ENCOUNTER FOR CLOSED FRACTURE	S42011A
DX_FRACTURE	FRACTURES	DX10	S42.011B	ANTERIOR DISPLACED FRACTURE OF STERNAL END OF RIGHT CLAVICLE, INITIAL ENCOUNTER FOR OPEN FRACTURE	S42011B
DX_FRACTURE	FRACTURES	DX10	S42.011D	ANTERIOR DISPLACED FRACTURE OF STERNAL END OF RIGHT CLAVICLE, SUBSEQUENT ENCOUNTER FOR FRACTURE WITH ROUTINE HEALING	S42011D
DX_FRACTURE	FRACTURES	DX10	S42.011G	ANTERIOR DISPLACED FRACTURE OF STERNAL END OF RIGHT CLAVICLE, SUBSEQUENT ENCOUNTER FOR FRACTURE WITH DELAYED HEALING	S42011G
DX_FRACTURE	FRACTURES	DX10	S42.011K	ANTERIOR DISPLACED FRACTURE OF STERNAL END OF RIGHT CLAVICLE, SUBSEQUENT ENCOUNTER FOR FRACTURE WITH NONUNION	S42011K
DX_FRACTURE	FRACTURES	DX10	S42.011P	ANTERIOR DISPLACED FRACTURE OF STERNAL END OF RIGHT CLAVICLE, SUBSEQUENT ENCOUNTER FOR FRACTURE WITH MALUNION	S42011P
DX_FRACTURE	FRACTURES	DX10	S42.011S	ANTERIOR DISPLACED FRACTURE OF STERNAL END OF RIGHT CLAVICLE, SEQUELA	S42011S
DX_FRACTURE	FRACTURES	DX10	S42.012	ANTERIOR DISPLACED FRACTURE OF STERNAL END OF LEFT CLAVICLE	S42012
DX_FRACTURE	FRACTURES	DX10	S42.012A	ANTERIOR DISPLACED FRACTURE OF STERNAL END OF LEFT CLAVICLE, INITIAL ENCOUNTER FOR CLOSED FRACTURE	S42012A
DX_FRACTURE	FRACTURES	DX10	S42.012B	ANTERIOR DISPLACED FRACTURE OF STERNAL END OF LEFT CLAVICLE, INITIAL ENCOUNTER FOR OPEN FRACTURE	S42012B
DX_FRACTURE	FRACTURES	DX10	S42.012D	ANTERIOR DISPLACED FRACTURE OF STERNAL END OF LEFT CLAVICLE, SUBSEQUENT ENCOUNTER FOR FRACTURE WITH ROUTINE HEALING	S42012D
DX_FRACTURE	FRACTURES	DX10	S42.012G	ANTERIOR DISPLACED FRACTURE OF STERNAL END OF LEFT CLAVICLE, SUBSEQUENT ENCOUNTER FOR FRACTURE WITH DELAYED HEALING	S42012G
DX_FRACTURE	FRACTURES	DX10	S42.012K	ANTERIOR DISPLACED FRACTURE OF STERNAL END OF LEFT CLAVICLE, SUBSEQUENT ENCOUNTER FOR FRACTURE WITH NONUNION	S42012K
DX_FRACTURE	FRACTURES	DX10	S42.012P	ANTERIOR DISPLACED FRACTURE OF STERNAL END OF LEFT CLAVICLE, SUBSEQUENT ENCOUNTER FOR FRACTURE WITH MALUNION	S42012P
DX_FRACTURE	FRACTURES	DX10	S42.012S	ANTERIOR DISPLACED FRACTURE OF STERNAL END OF LEFT CLAVICLE, SEQUELA	S42012S
DX_FRACTURE	FRACTURES	DX10	S42.013	ANTERIOR DISPLACED FRACTURE OF STERNAL END OF UNSPECIFIED CLAVICLE	S42013
DX_FRACTURE	FRACTURES	DX10	S42.013A	ANTERIOR DISPLACED FRACTURE OF STERNAL END OF UNSPECIFIED CLAVICLE, INITIAL ENCOUNTER FOR CLOSED FRACTURE	S42013A
DX_FRACTURE	FRACTURES	DX10	S42.013B	ANTERIOR DISPLACED FRACTURE OF STERNAL END OF UNSPECIFIED CLAVICLE, INITIAL ENCOUNTER FOR OPEN FRACTURE	S42013B
DX_FRACTURE	FRACTURES	DX10	S42.013D	ANTERIOR DISPLACED FRACTURE OF STERNAL END OF UNSPECIFIED CLAVICLE, SUBSEQUENT ENCOUNTER FOR FRACTURE WITH ROUTINE HEALING	S42013D
DX_FRACTURE	FRACTURES	DX10	S42.013G	ANTERIOR DISPLACED FRACTURE OF STERNAL END OF UNSPECIFIED CLAVICLE, SUBSEQUENT ENCOUNTER FOR FRACTURE WITH DELAYED HEALING	S42013G
DX_FRACTURE	FRACTURES	DX10	S42.013K	ANTERIOR DISPLACED FRACTURE OF STERNAL END OF UNSPECIFIED CLAVICLE, SUBSEQUENT ENCOUNTER FOR FRACTURE WITH NONUNION	S42013K

Boehringer Ingelheim
Statistical and Epidemiological Analysis Plan (SEAP) for Non-Interventional Study
(NIS)
BI Study Number 1245-0228

Proprietary confidential information © 2023 Boehringer Ingelheim International GmbH or one or more of its affiliated companies

DX_FRACTURE	FRACTURES	DX10	S42.013P	ANTERIOR DISPLACED FRACTURE OF STERNAL END OF UNSPECIFIED CLAVICLE, SUBSEQUENT ENCOUNTER FOR FRACTURE WITH MALUNION	S42013P
DX_FRACTURE	FRACTURES	DX10	S42.013S	ANTERIOR DISPLACED FRACTURE OF STERNAL END OF UNSPECIFIED CLAVICLE, SEQUELA	S42013S
DX_FRACTURE	FRACTURES	DX10	S42.014	POSTERIOR DISPLACED FRACTURE OF STERNAL END OF RIGHT CLAVICLE	S42014
DX_FRACTURE	FRACTURES	DX10	S42.014A	POSTERIOR DISPLACED FRACTURE OF STERNAL END OF RIGHT CLAVICLE, INITIAL ENCOUNTER FOR CLOSED FRACTURE	S42014A
DX_FRACTURE	FRACTURES	DX10	S42.014B	POSTERIOR DISPLACED FRACTURE OF STERNAL END OF RIGHT CLAVICLE, INITIAL ENCOUNTER FOR OPEN FRACTURE	S42014B
DX_FRACTURE	FRACTURES	DX10	S42.014D	POSTERIOR DISPLACED FRACTURE OF STERNAL END OF RIGHT CLAVICLE, SUBSEQUENT ENCOUNTER FOR FRACTURE WITH ROUTINE HEALING	S42014D
DX_FRACTURE	FRACTURES	DX10	S42.014G	POSTERIOR DISPLACED FRACTURE OF STERNAL END OF RIGHT CLAVICLE, SUBSEQUENT ENCOUNTER FOR FRACTURE WITH DELAYED HEALING	S42014G
DX_FRACTURE	FRACTURES	DX10	S42.014K	POSTERIOR DISPLACED FRACTURE OF STERNAL END OF RIGHT CLAVICLE, SUBSEQUENT ENCOUNTER FOR FRACTURE WITH NONUNION	S42014K
DX_FRACTURE	FRACTURES	DX10	S42.014P	POSTERIOR DISPLACED FRACTURE OF STERNAL END OF RIGHT CLAVICLE, SUBSEQUENT ENCOUNTER FOR FRACTURE WITH MALUNION	S42014P
DX_FRACTURE	FRACTURES	DX10	S42.014S	POSTERIOR DISPLACED FRACTURE OF STERNAL END OF RIGHT CLAVICLE, SEQUELA	S42014S
DX_FRACTURE	FRACTURES	DX10	S42.015	POSTERIOR DISPLACED FRACTURE OF STERNAL END OF LEFT CLAVICLE	S42015
DX_FRACTURE	FRACTURES	DX10	S42.015A	POSTERIOR DISPLACED FRACTURE OF STERNAL END OF LEFT CLAVICLE, INITIAL ENCOUNTER FOR CLOSED FRACTURE	S42015A
DX_FRACTURE	FRACTURES	DX10	S42.015B	POSTERIOR DISPLACED FRACTURE OF STERNAL END OF LEFT CLAVICLE, INITIAL ENCOUNTER FOR OPEN FRACTURE	S42015B
DX_FRACTURE	FRACTURES	DX10	S42.015D	POSTERIOR DISPLACED FRACTURE OF STERNAL END OF LEFT CLAVICLE, SUBSEQUENT ENCOUNTER FOR FRACTURE WITH ROUTINE HEALING	S42015D
DX_FRACTURE	FRACTURES	DX10	S42.015G	POSTERIOR DISPLACED FRACTURE OF STERNAL END OF LEFT CLAVICLE, SUBSEQUENT ENCOUNTER FOR FRACTURE WITH DELAYED HEALING	S42015G
DX_FRACTURE	FRACTURES	DX10	S42.015K	POSTERIOR DISPLACED FRACTURE OF STERNAL END OF LEFT CLAVICLE, SUBSEQUENT ENCOUNTER FOR FRACTURE WITH NONUNION	S42015K
DX_FRACTURE	FRACTURES	DX10	S42.015P	POSTERIOR DISPLACED FRACTURE OF STERNAL END OF LEFT CLAVICLE, SUBSEQUENT ENCOUNTER FOR FRACTURE WITH MALUNION	S42015P
DX_FRACTURE	FRACTURES	DX10	S42.015S	POSTERIOR DISPLACED FRACTURE OF STERNAL END OF LEFT CLAVICLE, SEQUELA	S42015S
DX_FRACTURE	FRACTURES	DX10	S42.016	POSTERIOR DISPLACED FRACTURE OF STERNAL END OF UNSPECIFIED CLAVICLE	S42016
DX_FRACTURE	FRACTURES	DX10	S42.016A	POSTERIOR DISPLACED FRACTURE OF STERNAL END OF UNSPECIFIED CLAVICLE, INITIAL ENCOUNTER FOR CLOSED FRACTURE	S42016A
DX_FRACTURE	FRACTURES	DX10	S42.016B	POSTERIOR DISPLACED FRACTURE OF STERNAL END OF UNSPECIFIED CLAVICLE, INITIAL ENCOUNTER FOR OPEN FRACTURE	S42016B
DX_FRACTURE	FRACTURES	DX10	S42.016D	POSTERIOR DISPLACED FRACTURE OF STERNAL END OF UNSPECIFIED CLAVICLE, SUBSEQUENT ENCOUNTER FOR FRACTURE WITH ROUTINE HEALING	S42016D
DX_FRACTURE	FRACTURES	DX10	S42.016G	POSTERIOR DISPLACED FRACTURE OF STERNAL END OF UNSPECIFIED CLAVICLE, SUBSEQUENT ENCOUNTER FOR FRACTURE WITH DELAYED HEALING	S42016G
DX_FRACTURE	FRACTURES	DX10	S42.016K	POSTERIOR DISPLACED FRACTURE OF STERNAL END OF UNSPECIFIED CLAVICLE, SUBSEQUENT ENCOUNTER FOR FRACTURE WITH NONUNION	S42016K
DX_FRACTURE	FRACTURES	DX10	S42.016P	POSTERIOR DISPLACED FRACTURE OF STERNAL END OF UNSPECIFIED CLAVICLE, SUBSEQUENT ENCOUNTER FOR FRACTURE WITH MALUNION	S42016P
DX_FRACTURE	FRACTURES	DX10	S42.016S	POSTERIOR DISPLACED FRACTURE OF STERNAL END OF UNSPECIFIED CLAVICLE, SEQUELA	S42016S
DX_FRACTURE	FRACTURES	DX10	S42.017	NONDISPLACED FRACTURE OF STERNAL END OF RIGHT CLAVICLE	S42017
DX_FRACTURE	FRACTURES	DX10	S42.017A	NONDISPLACED FRACTURE OF STERNAL END OF RIGHT CLAVICLE, INITIAL ENCOUNTER FOR CLOSED FRACTURE	S42017A
DX_FRACTURE	FRACTURES	DX10	S42.017B	NONDISPLACED FRACTURE OF STERNAL END OF RIGHT CLAVICLE, INITIAL ENCOUNTER FOR OPEN FRACTURE	S42017B
DX_FRACTURE	FRACTURES	DX10	S42.017D	NONDISPLACED FRACTURE OF STERNAL END OF RIGHT CLAVICLE, SUBSEQUENT ENCOUNTER FOR FRACTURE WITH ROUTINE HEALING	S42017D
DX_FRACTURE	FRACTURES	DX10	S42.017G	NONDISPLACED FRACTURE OF STERNAL END OF RIGHT CLAVICLE, SUBSEQUENT ENCOUNTER FOR FRACTURE WITH DELAYED HEALING	S42017G
DX_FRACTURE	FRACTURES	DX10	S42.017K	NONDISPLACED FRACTURE OF STERNAL END OF RIGHT CLAVICLE, SUBSEQUENT ENCOUNTER FOR FRACTURE WITH NONUNION	S42017K
DX_FRACTURE	FRACTURES	DX10	S42.017P	NONDISPLACED FRACTURE OF STERNAL END OF RIGHT CLAVICLE, SUBSEQUENT ENCOUNTER FOR FRACTURE WITH MALUNION	S42017P
DX_FRACTURE	FRACTURES	DX10	S42.017S	NONDISPLACED FRACTURE OF STERNAL END OF RIGHT CLAVICLE, SEQUELA	S42017S
DX_FRACTURE	FRACTURES	DX10	S42.018	NONDISPLACED FRACTURE OF STERNAL END OF LEFT CLAVICLE	S42018
DX_FRACTURE	FRACTURES	DX10	S42.018A	NONDISPLACED FRACTURE OF STERNAL END OF LEFT CLAVICLE, INITIAL ENCOUNTER FOR CLOSED FRACTURE	S42018A
DX_FRACTURE	FRACTURES	DX10	S42.018B	NONDISPLACED FRACTURE OF STERNAL END OF LEFT CLAVICLE, INITIAL ENCOUNTER FOR OPEN FRACTURE	S42018B
DX_FRACTURE	FRACTURES	DX10	S42.018D	NONDISPLACED FRACTURE OF STERNAL END OF LEFT CLAVICLE, SUBSEQUENT ENCOUNTER FOR FRACTURE WITH ROUTINE HEALING	S42018D
DX_FRACTURE	FRACTURES	DX10	S42.018G	NONDISPLACED FRACTURE OF STERNAL END OF LEFT CLAVICLE, SUBSEQUENT ENCOUNTER FOR FRACTURE WITH DELAYED HEALING	S42018G
DX_FRACTURE	FRACTURES	DX10	S42.018K	NONDISPLACED FRACTURE OF STERNAL END OF LEFT CLAVICLE, SUBSEQUENT ENCOUNTER FOR FRACTURE WITH NONUNION	S42018K
DX_FRACTURE	FRACTURES	DX10	S42.018P	NONDISPLACED FRACTURE OF STERNAL END OF LEFT CLAVICLE, SUBSEQUENT ENCOUNTER FOR FRACTURE WITH MALUNION	S42018P
DX_FRACTURE	FRACTURES	DX10	S42.018S	NONDISPLACED FRACTURE OF STERNAL END OF LEFT CLAVICLE, SEQUELA	S42018S
DX_FRACTURE	FRACTURES	DX10	S42.019	NONDISPLACED FRACTURE OF STERNAL END OF UNSPECIFIED CLAVICLE	S42019
DX_FRACTURE	FRACTURES	DX10	S42.019A	NONDISPLACED FRACTURE OF STERNAL END OF UNSPECIFIED CLAVICLE, INITIAL ENCOUNTER FOR CLOSED FRACTURE	S42019A
DX_FRACTURE	FRACTURES	DX10	S42.019B	NONDISPLACED FRACTURE OF STERNAL END OF UNSPECIFIED CLAVICLE, INITIAL ENCOUNTER FOR OPEN FRACTURE	S42019B
DX_FRACTURE	FRACTURES	DX10	S42.019D	NONDISPLACED FRACTURE OF STERNAL END OF UNSPECIFIED CLAVICLE, SUBSEQUENT ENCOUNTER FOR FRACTURE WITH ROUTINE HEALING	S42019D
DX_FRACTURE	FRACTURES	DX10	S42.019G	NONDISPLACED FRACTURE OF STERNAL END OF UNSPECIFIED CLAVICLE, SUBSEQUENT ENCOUNTER FOR FRACTURE WITH DELAYED HEALING	S42019G
DX_FRACTURE	FRACTURES	DX10	S42.019K	NONDISPLACED FRACTURE OF STERNAL END OF UNSPECIFIED CLAVICLE, SUBSEQUENT ENCOUNTER FOR FRACTURE WITH NONUNION	S42019K
DX_FRACTURE	FRACTURES	DX10	S42.019P	NONDISPLACED FRACTURE OF STERNAL END OF UNSPECIFIED CLAVICLE, SUBSEQUENT ENCOUNTER FOR FRACTURE WITH MALUNION	S42019P
DX_FRACTURE	FRACTURES	DX10	S42.019S	NONDISPLACED FRACTURE OF STERNAL END OF UNSPECIFIED CLAVICLE, SEQUELA	S42019S
DX_FRACTURE	FRACTURES	DX10	S42.021	DISPLACED FRACTURE OF SHAFT OF RIGHT CLAVICLE	S42021
DX_FRACTURE	FRACTURES	DX10	S42.021A	DISPLACED FRACTURE OF SHAFT OF RIGHT CLAVICLE, INITIAL ENCOUNTER FOR CLOSED FRACTURE	S42021A
DX_FRACTURE	FRACTURES	DX10	S42.021B	DISPLACED FRACTURE OF SHAFT OF RIGHT CLAVICLE, INITIAL ENCOUNTER FOR OPEN FRACTURE	S42021B
DX_FRACTURE	FRACTURES	DX10	S42.021D	DISPLACED FRACTURE OF SHAFT OF RIGHT CLAVICLE, SUBSEQUENT ENCOUNTER FOR FRACTURE WITH ROUTINE HEALING	S42021D
DX_FRACTURE	FRACTURES	DX10	S42.021G	DISPLACED FRACTURE OF SHAFT OF RIGHT CLAVICLE, SUBSEQUENT ENCOUNTER FOR FRACTURE WITH DELAYED HEALING	S42021G

Boehringer Ingelheim
Statistical and Epidemiological Analysis Plan (SEAP) for Non-Interventional Study
(NIS)
BI Study Number 1245-0228

Proprietary confidential information © 2023 Boehringer Ingelheim International GmbH or one or more of its affiliated companies

DX_FRACTURE	FRACTURES	DX10	S42.021K	DISPLACED FRACTURE OF SHAFT OF RIGHT CLAVICLE, SUBSEQUENT ENCOUNTER FOR FRACTURE WITH NONUNION	S42021K
DX_FRACTURE	FRACTURES	DX10	S42.021P	DISPLACED FRACTURE OF SHAFT OF RIGHT CLAVICLE, SUBSEQUENT ENCOUNTER FOR FRACTURE WITH MALUNION	S42021P
DX_FRACTURE	FRACTURES	DX10	S42.021S	DISPLACED FRACTURE OF SHAFT OF RIGHT CLAVICLE, SEQUELA	S42021S
DX_FRACTURE	FRACTURES	DX10	S42.022	DISPLACED FRACTURE OF SHAFT OF LEFT CLAVICLE	S42022
DX_FRACTURE	FRACTURES	DX10	S42.022A	DISPLACED FRACTURE OF SHAFT OF LEFT CLAVICLE, INITIAL ENCOUNTER FOR CLOSED FRACTURE	S42022A
DX_FRACTURE	FRACTURES	DX10	S42.022B	DISPLACED FRACTURE OF SHAFT OF LEFT CLAVICLE, INITIAL ENCOUNTER FOR OPEN FRACTURE	S42022B
DX_FRACTURE	FRACTURES	DX10	S42.022D	DISPLACED FRACTURE OF SHAFT OF LEFT CLAVICLE, SUBSEQUENT ENCOUNTER FOR FRACTURE WITH ROUTINE HEALING	S42022D
DX_FRACTURE	FRACTURES	DX10	S42.022G	DISPLACED FRACTURE OF SHAFT OF LEFT CLAVICLE, SUBSEQUENT ENCOUNTER FOR FRACTURE WITH DELAYED HEALING	S42022G
DX_FRACTURE	FRACTURES	DX10	S42.022K	DISPLACED FRACTURE OF SHAFT OF LEFT CLAVICLE, SUBSEQUENT ENCOUNTER FOR FRACTURE WITH NONUNION	S42022K
DX_FRACTURE	FRACTURES	DX10	S42.022P	DISPLACED FRACTURE OF SHAFT OF LEFT CLAVICLE, SUBSEQUENT ENCOUNTER FOR FRACTURE WITH MALUNION	S42022P
DX_FRACTURE	FRACTURES	DX10	S42.022S	DISPLACED FRACTURE OF SHAFT OF LEFT CLAVICLE, SEQUELA	S42022S
DX_FRACTURE	FRACTURES	DX10	S42.023	DISPLACED FRACTURE OF SHAFT OF UNSPECIFIED CLAVICLE	S42023
DX_FRACTURE	FRACTURES	DX10	S42.023A	DISPLACED FRACTURE OF SHAFT OF UNSPECIFIED CLAVICLE, INITIAL ENCOUNTER FOR CLOSED FRACTURE	S42023A
DX_FRACTURE	FRACTURES	DX10	S42.023B	DISPLACED FRACTURE OF SHAFT OF UNSPECIFIED CLAVICLE, INITIAL ENCOUNTER FOR OPEN FRACTURE	S42023B
DX_FRACTURE	FRACTURES	DX10	S42.023D	DISPLACED FRACTURE OF SHAFT OF UNSPECIFIED CLAVICLE, SUBSEQUENT ENCOUNTER FOR FRACTURE WITH ROUTINE HEALING	S42023D
DX_FRACTURE	FRACTURES	DX10	S42.023G	DISPLACED FRACTURE OF SHAFT OF UNSPECIFIED CLAVICLE, SUBSEQUENT ENCOUNTER FOR FRACTURE WITH DELAYED HEALING	S42023G
DX_FRACTURE	FRACTURES	DX10	S42.023K	DISPLACED FRACTURE OF SHAFT OF UNSPECIFIED CLAVICLE, SUBSEQUENT ENCOUNTER FOR FRACTURE WITH NONUNION	S42023K
DX_FRACTURE	FRACTURES	DX10	S42.023P	DISPLACED FRACTURE OF SHAFT OF UNSPECIFIED CLAVICLE, SUBSEQUENT ENCOUNTER FOR FRACTURE WITH MALUNION	S42023P
DX_FRACTURE	FRACTURES	DX10	S42.023S	DISPLACED FRACTURE OF SHAFT OF UNSPECIFIED CLAVICLE, SEQUELA	S42023S
DX_FRACTURE	FRACTURES	DX10	S42.024	NONDISPLACED FRACTURE OF SHAFT OF RIGHT CLAVICLE	S42024
DX_FRACTURE	FRACTURES	DX10	S42.024A	NONDISPLACED FRACTURE OF SHAFT OF RIGHT CLAVICLE, INITIAL ENCOUNTER FOR CLOSED FRACTURE	S42024A
DX_FRACTURE	FRACTURES	DX10	S42.024B	NONDISPLACED FRACTURE OF SHAFT OF RIGHT CLAVICLE, INITIAL ENCOUNTER FOR OPEN FRACTURE	S42024B
DX_FRACTURE	FRACTURES	DX10	S42.024D	NONDISPLACED FRACTURE OF SHAFT OF RIGHT CLAVICLE, SUBSEQUENT ENCOUNTER FOR FRACTURE WITH ROUTINE HEALING	S42024D
DX_FRACTURE	FRACTURES	DX10	S42.024G	NONDISPLACED FRACTURE OF SHAFT OF RIGHT CLAVICLE, SUBSEQUENT ENCOUNTER FOR FRACTURE WITH DELAYED HEALING	S42024G
DX_FRACTURE	FRACTURES	DX10	S42.024K	NONDISPLACED FRACTURE OF SHAFT OF RIGHT CLAVICLE, SUBSEQUENT ENCOUNTER FOR FRACTURE WITH NONUNION	S42024K
DX_FRACTURE	FRACTURES	DX10	S42.024P	NONDISPLACED FRACTURE OF SHAFT OF RIGHT CLAVICLE, SUBSEQUENT ENCOUNTER FOR FRACTURE WITH MALUNION	S42024P
DX_FRACTURE	FRACTURES	DX10	S42.024S	NONDISPLACED FRACTURE OF SHAFT OF RIGHT CLAVICLE, SEQUELA	S42024S
DX_FRACTURE	FRACTURES	DX10	S42.025	NONDISPLACED FRACTURE OF SHAFT OF LEFT CLAVICLE	S42025
DX_FRACTURE	FRACTURES	DX10	S42.025A	NONDISPLACED FRACTURE OF SHAFT OF LEFT CLAVICLE, INITIAL ENCOUNTER FOR CLOSED FRACTURE	S42025A
DX_FRACTURE	FRACTURES	DX10	S42.025B	NONDISPLACED FRACTURE OF SHAFT OF LEFT CLAVICLE, INITIAL ENCOUNTER FOR OPEN FRACTURE	S42025B
DX_FRACTURE	FRACTURES	DX10	S42.025D	NONDISPLACED FRACTURE OF SHAFT OF LEFT CLAVICLE, SUBSEQUENT ENCOUNTER FOR FRACTURE WITH ROUTINE HEALING	S42025D
DX_FRACTURE	FRACTURES	DX10	S42.025G	NONDISPLACED FRACTURE OF SHAFT OF LEFT CLAVICLE, SUBSEQUENT ENCOUNTER FOR FRACTURE WITH DELAYED HEALING	S42025G
DX_FRACTURE	FRACTURES	DX10	S42.025K	NONDISPLACED FRACTURE OF SHAFT OF LEFT CLAVICLE, SUBSEQUENT ENCOUNTER FOR FRACTURE WITH NONUNION	S42025K
DX_FRACTURE	FRACTURES	DX10	S42.025P	NONDISPLACED FRACTURE OF SHAFT OF LEFT CLAVICLE, SUBSEQUENT ENCOUNTER FOR FRACTURE WITH MALUNION	S42025P
DX_FRACTURE	FRACTURES	DX10	S42.025S	NONDISPLACED FRACTURE OF SHAFT OF LEFT CLAVICLE, SEQUELA	S42025S
DX_FRACTURE	FRACTURES	DX10	S42.026	NONDISPLACED FRACTURE OF SHAFT OF UNSPECIFIED CLAVICLE	S42026
DX_FRACTURE	FRACTURES	DX10	S42.026A	NONDISPLACED FRACTURE OF SHAFT OF UNSPECIFIED CLAVICLE, INITIAL ENCOUNTER FOR CLOSED FRACTURE	S42026A
DX_FRACTURE	FRACTURES	DX10	S42.026B	NONDISPLACED FRACTURE OF SHAFT OF UNSPECIFIED CLAVICLE, INITIAL ENCOUNTER FOR OPEN FRACTURE	S42026B
DX_FRACTURE	FRACTURES	DX10	S42.026D	NONDISPLACED FRACTURE OF SHAFT OF UNSPECIFIED CLAVICLE, SUBSEQUENT ENCOUNTER FOR FRACTURE WITH ROUTINE HEALING	S42026D
DX_FRACTURE	FRACTURES	DX10	S42.026G	NONDISPLACED FRACTURE OF SHAFT OF UNSPECIFIED CLAVICLE, SUBSEQUENT ENCOUNTER FOR FRACTURE WITH DELAYED HEALING	S42026G
DX_FRACTURE	FRACTURES	DX10	S42.026K	NONDISPLACED FRACTURE OF SHAFT OF UNSPECIFIED CLAVICLE, SUBSEQUENT ENCOUNTER FOR FRACTURE WITH NONUNION	S42026K
DX_FRACTURE	FRACTURES	DX10	S42.026P	NONDISPLACED FRACTURE OF SHAFT OF UNSPECIFIED CLAVICLE, SUBSEQUENT ENCOUNTER FOR FRACTURE WITH MALUNION	S42026P
DX_FRACTURE	FRACTURES	DX10	S42.026S	NONDISPLACED FRACTURE OF SHAFT OF UNSPECIFIED CLAVICLE, SEQUELA	S42026S
DX_FRACTURE	FRACTURES	DX10	S42.031	DISPLACED FRACTURE OF LATERAL END OF RIGHT CLAVICLE	S42031
DX_FRACTURE	FRACTURES	DX10	S42.031A	DISPLACED FRACTURE OF LATERAL END OF RIGHT CLAVICLE, INITIAL ENCOUNTER FOR CLOSED FRACTURE	S42031A
DX_FRACTURE	FRACTURES	DX10	S42.031B	DISPLACED FRACTURE OF LATERAL END OF RIGHT CLAVICLE, INITIAL ENCOUNTER FOR OPEN FRACTURE	S42031B
DX_FRACTURE	FRACTURES	DX10	S42.031D	DISPLACED FRACTURE OF LATERAL END OF RIGHT CLAVICLE, SUBSEQUENT ENCOUNTER FOR FRACTURE WITH ROUTINE HEALING	S42031D
DX_FRACTURE	FRACTURES	DX10	S42.031G	DISPLACED FRACTURE OF LATERAL END OF RIGHT CLAVICLE, SUBSEQUENT ENCOUNTER FOR FRACTURE WITH DELAYED HEALING	S42031G
DX_FRACTURE	FRACTURES	DX10	S42.031K	DISPLACED FRACTURE OF LATERAL END OF RIGHT CLAVICLE, SUBSEQUENT ENCOUNTER FOR FRACTURE WITH NONUNION	S42031K
DX_FRACTURE	FRACTURES	DX10	S42.031P	DISPLACED FRACTURE OF LATERAL END OF RIGHT CLAVICLE, SUBSEQUENT ENCOUNTER FOR FRACTURE WITH MALUNION	S42031P
DX_FRACTURE	FRACTURES	DX10	S42.031S	DISPLACED FRACTURE OF LATERAL END OF RIGHT CLAVICLE, SEQUELA	S42031S
DX_FRACTURE	FRACTURES	DX10	S42.032	DISPLACED FRACTURE OF LATERAL END OF LEFT CLAVICLE	S42032
DX_FRACTURE	FRACTURES	DX10	S42.032A	DISPLACED FRACTURE OF LATERAL END OF LEFT CLAVICLE, INITIAL ENCOUNTER FOR CLOSED FRACTURE	S42032A
DX_FRACTURE	FRACTURES	DX10	S42.032B	DISPLACED FRACTURE OF LATERAL END OF LEFT CLAVICLE, INITIAL ENCOUNTER FOR OPEN FRACTURE	S42032B
DX_FRACTURE	FRACTURES	DX10	S42.032D	DISPLACED FRACTURE OF LATERAL END OF LEFT CLAVICLE, SUBSEQUENT ENCOUNTER FOR FRACTURE WITH ROUTINE HEALING	S42032D

Boehringer Ingelheim
Statistical and Epidemiological Analysis Plan (SEAP) for Non-Interventional Study
(NIS)
BI Study Number 1245-0228

Proprietary confidential information © 2023 Boehringer Ingelheim International GmbH or one or more of its affiliated companies

DX_FRACTURE	FRACTURES	DX10	S42.032G	DISPLACED FRACTURE OF LATERAL END OF LEFT CLAVICLE, SUBSEQUENT ENCOUNTER FOR FRACTURE WITH DELAYED HEALING	S42032G
DX_FRACTURE	FRACTURES	DX10	S42.032K	DISPLACED FRACTURE OF LATERAL END OF LEFT CLAVICLE, SUBSEQUENT ENCOUNTER FOR FRACTURE WITH NONUNION	S42032K
DX_FRACTURE	FRACTURES	DX10	S42.032P	DISPLACED FRACTURE OF LATERAL END OF LEFT CLAVICLE, SUBSEQUENT ENCOUNTER FOR FRACTURE WITH MALUNION	S42032P
DX_FRACTURE	FRACTURES	DX10	S42.032S	DISPLACED FRACTURE OF LATERAL END OF LEFT CLAVICLE, SEQUELA	S42032S
DX_FRACTURE	FRACTURES	DX10	S42.033	DISPLACED FRACTURE OF LATERAL END OF UNSPECIFIED CLAVICLE	S42033
DX_FRACTURE	FRACTURES	DX10	S42.033A	DISPLACED FRACTURE OF LATERAL END OF UNSPECIFIED CLAVICLE, INITIAL ENCOUNTER FOR CLOSED FRACTURE	S42033A
DX_FRACTURE	FRACTURES	DX10	S42.033B	DISPLACED FRACTURE OF LATERAL END OF UNSPECIFIED CLAVICLE, INITIAL ENCOUNTER FOR OPEN FRACTURE	S42033B
DX_FRACTURE	FRACTURES	DX10	S42.033D	DISPLACED FRACTURE OF LATERAL END OF UNSPECIFIED CLAVICLE, SUBSEQUENT ENCOUNTER FOR FRACTURE WITH ROUTINE HEALING	S42033D
DX_FRACTURE	FRACTURES	DX10	S42.033G	DISPLACED FRACTURE OF LATERAL END OF UNSPECIFIED CLAVICLE, SUBSEQUENT ENCOUNTER FOR FRACTURE WITH DELAYED HEALING	S42033G
DX_FRACTURE	FRACTURES	DX10	S42.033K	DISPLACED FRACTURE OF LATERAL END OF UNSPECIFIED CLAVICLE, SUBSEQUENT ENCOUNTER FOR FRACTURE WITH NONUNION	S42033K
DX_FRACTURE	FRACTURES	DX10	S42.033P	DISPLACED FRACTURE OF LATERAL END OF UNSPECIFIED CLAVICLE, SUBSEQUENT ENCOUNTER FOR FRACTURE WITH MALUNION	S42033P
DX_FRACTURE	FRACTURES	DX10	S42.033S	DISPLACED FRACTURE OF LATERAL END OF UNSPECIFIED CLAVICLE, SEQUELA	S42033S
DX_FRACTURE	FRACTURES	DX10	S42.034	NONDISPLACED FRACTURE OF LATERAL END OF RIGHT CLAVICLE	S42034
DX_FRACTURE	FRACTURES	DX10	S42.034A	NONDISPLACED FRACTURE OF LATERAL END OF RIGHT CLAVICLE, INITIAL ENCOUNTER FOR CLOSED FRACTURE	S42034A
DX_FRACTURE	FRACTURES	DX10	S42.034B	NONDISPLACED FRACTURE OF LATERAL END OF RIGHT CLAVICLE, INITIAL ENCOUNTER FOR OPEN FRACTURE	S42034B
DX_FRACTURE	FRACTURES	DX10	S42.034D	NONDISPLACED FRACTURE OF LATERAL END OF RIGHT CLAVICLE, SUBSEQUENT ENCOUNTER FOR FRACTURE WITH ROUTINE HEALING	S42034D
DX_FRACTURE	FRACTURES	DX10	S42.034G	NONDISPLACED FRACTURE OF LATERAL END OF RIGHT CLAVICLE, SUBSEQUENT ENCOUNTER FOR FRACTURE WITH DELAYED HEALING	S42034G
DX_FRACTURE	FRACTURES	DX10	S42.034K	NONDISPLACED FRACTURE OF LATERAL END OF RIGHT CLAVICLE, SUBSEQUENT ENCOUNTER FOR FRACTURE WITH NONUNION	S42034K
DX_FRACTURE	FRACTURES	DX10	S42.034P	NONDISPLACED FRACTURE OF LATERAL END OF RIGHT CLAVICLE, SUBSEQUENT ENCOUNTER FOR FRACTURE WITH MALUNION	S42034P
DX_FRACTURE	FRACTURES	DX10	S42.034S	NONDISPLACED FRACTURE OF LATERAL END OF RIGHT CLAVICLE, SEQUELA	S42034S
DX_FRACTURE	FRACTURES	DX10	S42.035	NONDISPLACED FRACTURE OF LATERAL END OF LEFT CLAVICLE	S42035
DX_FRACTURE	FRACTURES	DX10	S42.035A	NONDISPLACED FRACTURE OF LATERAL END OF LEFT CLAVICLE, INITIAL ENCOUNTER FOR CLOSED FRACTURE	S42035A
DX_FRACTURE	FRACTURES	DX10	S42.035B	NONDISPLACED FRACTURE OF LATERAL END OF LEFT CLAVICLE, INITIAL ENCOUNTER FOR OPEN FRACTURE	S42035B
DX_FRACTURE	FRACTURES	DX10	S42.035D	NONDISPLACED FRACTURE OF LATERAL END OF LEFT CLAVICLE, SUBSEQUENT ENCOUNTER FOR FRACTURE WITH ROUTINE HEALING	S42035D
DX_FRACTURE	FRACTURES	DX10	S42.035G	NONDISPLACED FRACTURE OF LATERAL END OF LEFT CLAVICLE, SUBSEQUENT ENCOUNTER FOR FRACTURE WITH DELAYED HEALING	S42035G
DX_FRACTURE	FRACTURES	DX10	S42.035K	NONDISPLACED FRACTURE OF LATERAL END OF LEFT CLAVICLE, SUBSEQUENT ENCOUNTER FOR FRACTURE WITH NONUNION	S42035K
DX_FRACTURE	FRACTURES	DX10	S42.035P	NONDISPLACED FRACTURE OF LATERAL END OF LEFT CLAVICLE, SUBSEQUENT ENCOUNTER FOR FRACTURE WITH MALUNION	S42035P
DX_FRACTURE	FRACTURES	DX10	S42.035S	NONDISPLACED FRACTURE OF LATERAL END OF LEFT CLAVICLE, SEQUELA	S42035S
DX_FRACTURE	FRACTURES	DX10	S42.036	NONDISPLACED FRACTURE OF LATERAL END OF UNSPECIFIED CLAVICLE	S42036
DX_FRACTURE	FRACTURES	DX10	S42.036A	NONDISPLACED FRACTURE OF LATERAL END OF UNSPECIFIED CLAVICLE, INITIAL ENCOUNTER FOR CLOSED FRACTURE	S42036A
DX_FRACTURE	FRACTURES	DX10	S42.036B	NONDISPLACED FRACTURE OF LATERAL END OF UNSPECIFIED CLAVICLE, INITIAL ENCOUNTER FOR OPEN FRACTURE	S42036B
DX_FRACTURE	FRACTURES	DX10	S42.036D	NONDISPLACED FRACTURE OF LATERAL END OF UNSPECIFIED CLAVICLE, SUBSEQUENT ENCOUNTER FOR FRACTURE WITH ROUTINE HEALING	S42036D
DX_FRACTURE	FRACTURES	DX10	S42.036G	NONDISPLACED FRACTURE OF LATERAL END OF UNSPECIFIED CLAVICLE, SUBSEQUENT ENCOUNTER FOR FRACTURE WITH DELAYED HEALING	S42036G
DX_FRACTURE	FRACTURES	DX10	S42.036K	NONDISPLACED FRACTURE OF LATERAL END OF UNSPECIFIED CLAVICLE, SUBSEQUENT ENCOUNTER FOR FRACTURE WITH NONUNION	S42036K
DX_FRACTURE	FRACTURES	DX10	S42.036P	NONDISPLACED FRACTURE OF LATERAL END OF UNSPECIFIED CLAVICLE, SUBSEQUENT ENCOUNTER FOR FRACTURE WITH MALUNION	S42036P
DX_FRACTURE	FRACTURES	DX10	S42.036S	NONDISPLACED FRACTURE OF LATERAL END OF UNSPECIFIED CLAVICLE, SEQUELA	S42036S
DX_FRACTURE	FRACTURES	DX10	S42.101A	FRACTURE OF UNSPECIFIED PART OF SCAPULA, RIGHT SHOULDER, INITIAL ENCOUNTER FOR CLOSED FRACTURE	S42101A
DX_FRACTURE	FRACTURES	DX10	S42.101B	FRACTURE OF UNSPECIFIED PART OF SCAPULA, RIGHT SHOULDER, INITIAL ENCOUNTER FOR OPEN FRACTURE	S42101B
DX_FRACTURE	FRACTURES	DX10	S42.102A	FRACTURE OF UNSPECIFIED PART OF SCAPULA, LEFT SHOULDER, INITIAL ENCOUNTER FOR CLOSED FRACTURE	S42102A
DX_FRACTURE	FRACTURES	DX10	S42.102B	FRACTURE OF UNSPECIFIED PART OF SCAPULA, LEFT SHOULDER, INITIAL ENCOUNTER FOR OPEN FRACTURE	S42102B
DX_FRACTURE	FRACTURES	DX10	S42.108A	FRACTURE OF UNSPECIFIED PART OF SCAPULA, UNSPECIFIED SHOULDER, INITIAL ENCOUNTER FOR CLOSED FRACTURE	S42108A
DX_FRACTURE	FRACTURES	DX10	S42.108B	FRACTURE OF UNSPECIFIED PART OF SCAPULA, UNSPECIFIED SHOULDER, INITIAL ENCOUNTER FOR OPEN FRACTURE	S42108B
DX_FRACTURE	FRACTURES	DX10	S42.111A	DISPLACED FRACTURE OF BODY OF SCAPULA, RIGHT SHOULDER, INITIAL ENCOUNTER FOR CLOSED FRACTURE	S42111A
DX_FRACTURE	FRACTURES	DX10	S42.111B	DISPLACED FRACTURE OF BODY OF SCAPULA, RIGHT SHOULDER, INITIAL ENCOUNTER FOR OPEN FRACTURE	S42111B
DX_FRACTURE	FRACTURES	DX10	S42.112A	DISPLACED FRACTURE OF BODY OF SCAPULA, LEFT SHOULDER, INITIAL ENCOUNTER FOR CLOSED FRACTURE	S42112A
DX_FRACTURE	FRACTURES	DX10	S42.112B	DISPLACED FRACTURE OF BODY OF SCAPULA, LEFT SHOULDER, INITIAL ENCOUNTER FOR OPEN FRACTURE	S42112B
DX_FRACTURE	FRACTURES	DX10	S42.113A	DISPLACED FRACTURE OF BODY OF SCAPULA, UNSPECIFIED SHOULDER, INITIAL ENCOUNTER FOR CLOSED FRACTURE	S42113A
DX_FRACTURE	FRACTURES	DX10	S42.113B	DISPLACED FRACTURE OF BODY OF SCAPULA, UNSPECIFIED SHOULDER, INITIAL ENCOUNTER FOR OPEN FRACTURE	S42113B
DX_FRACTURE	FRACTURES	DX10	S42.114A	NONDISPLACED FRACTURE OF BODY OF SCAPULA, RIGHT SHOULDER, INITIAL ENCOUNTER FOR CLOSED FRACTURE	S42114A
DX_FRACTURE	FRACTURES	DX10	S42.114B	NONDISPLACED FRACTURE OF BODY OF SCAPULA, RIGHT SHOULDER, INITIAL ENCOUNTER FOR OPEN FRACTURE	S42114B
DX_FRACTURE	FRACTURES	DX10	S42.115A	NONDISPLACED FRACTURE OF BODY OF SCAPULA, LEFT SHOULDER, INITIAL ENCOUNTER FOR CLOSED FRACTURE	S42115A
DX_FRACTURE	FRACTURES	DX10	S42.115B	NONDISPLACED FRACTURE OF BODY OF SCAPULA, LEFT SHOULDER, INITIAL ENCOUNTER FOR OPEN FRACTURE	S42115B
DX_FRACTURE	FRACTURES	DX10	S42.116A	NONDISPLACED FRACTURE OF BODY OF SCAPULA, UNSPECIFIED SHOULDER, INITIAL ENCOUNTER FOR CLOSED FRACTURE	S42116A

Boehringer Ingelheim
Statistical and Epidemiological Analysis Plan (SEAP) for Non-Interventional Study
(NIS)
BI Study Number 1245-0228

Proprietary confidential information © 2023 Boehringer Ingelheim International GmbH or one or more of its affiliated companies

DX_FRACTURE	FRACTURES	DX10	S42.118B	NONDISPLACED FRACTURE OF BODY OF SCAPULA, UNSPECIFIED SHOULDER, INITIAL ENCOUNTER FOR OPEN FRACTURE	S42118B
DX_FRACTURE	FRACTURES	DX10	S42.121A	DISPLACED FRACTURE OF ACROMIAL PROCESS, RIGHT SHOULDER, INITIAL ENCOUNTER FOR CLOSED FRACTURE	S42121A
DX_FRACTURE	FRACTURES	DX10	S42.121B	DISPLACED FRACTURE OF ACROMIAL PROCESS, RIGHT SHOULDER, INITIAL ENCOUNTER FOR OPEN FRACTURE	S42121B
DX_FRACTURE	FRACTURES	DX10	S42.122A	DISPLACED FRACTURE OF ACROMIAL PROCESS, LEFT SHOULDER, INITIAL ENCOUNTER FOR CLOSED FRACTURE	S42122A
DX_FRACTURE	FRACTURES	DX10	S42.122B	DISPLACED FRACTURE OF ACROMIAL PROCESS, LEFT SHOULDER, INITIAL ENCOUNTER FOR OPEN FRACTURE	S42122B
DX_FRACTURE	FRACTURES	DX10	S42.123A	DISPLACED FRACTURE OF ACROMIAL PROCESS, UNSPECIFIED SHOULDER, INITIAL ENCOUNTER FOR CLOSED FRACTURE	S42123A
DX_FRACTURE	FRACTURES	DX10	S42.123B	DISPLACED FRACTURE OF ACROMIAL PROCESS, UNSPECIFIED SHOULDER, INITIAL ENCOUNTER FOR OPEN FRACTURE	S42123B
DX_FRACTURE	FRACTURES	DX10	S42.124A	NONDISPLACED FRACTURE OF ACROMIAL PROCESS, RIGHT SHOULDER, INITIAL ENCOUNTER FOR CLOSED FRACTURE	S42124A
DX_FRACTURE	FRACTURES	DX10	S42.124B	NONDISPLACED FRACTURE OF ACROMIAL PROCESS, RIGHT SHOULDER, INITIAL ENCOUNTER FOR OPEN FRACTURE	S42124B
DX_FRACTURE	FRACTURES	DX10	S42.125A	NONDISPLACED FRACTURE OF ACROMIAL PROCESS, LEFT SHOULDER, INITIAL ENCOUNTER FOR CLOSED FRACTURE	S42125A
DX_FRACTURE	FRACTURES	DX10	S42.125B	NONDISPLACED FRACTURE OF ACROMIAL PROCESS, LEFT SHOULDER, INITIAL ENCOUNTER FOR OPEN FRACTURE	S42125B
DX_FRACTURE	FRACTURES	DX10	S42.126A	NONDISPLACED FRACTURE OF ACROMIAL PROCESS, UNSPECIFIED SHOULDER, INITIAL ENCOUNTER FOR CLOSED FRACTURE	S42126A
DX_FRACTURE	FRACTURES	DX10	S42.126B	NONDISPLACED FRACTURE OF ACROMIAL PROCESS, UNSPECIFIED SHOULDER, INITIAL ENCOUNTER FOR OPEN FRACTURE	S42126B
DX_FRACTURE	FRACTURES	DX10	S42.131A	DISPLACED FRACTURE OF CORACOID PROCESS, RIGHT SHOULDER, INITIAL ENCOUNTER FOR CLOSED FRACTURE	S42131A
DX_FRACTURE	FRACTURES	DX10	S42.131B	DISPLACED FRACTURE OF CORACOID PROCESS, RIGHT SHOULDER, INITIAL ENCOUNTER FOR OPEN FRACTURE	S42131B
DX_FRACTURE	FRACTURES	DX10	S42.132A	DISPLACED FRACTURE OF CORACOID PROCESS, LEFT SHOULDER, INITIAL ENCOUNTER FOR CLOSED FRACTURE	S42132A
DX_FRACTURE	FRACTURES	DX10	S42.132B	DISPLACED FRACTURE OF CORACOID PROCESS, LEFT SHOULDER, INITIAL ENCOUNTER FOR OPEN FRACTURE	S42132B
DX_FRACTURE	FRACTURES	DX10	S42.133A	DISPLACED FRACTURE OF CORACOID PROCESS, UNSPECIFIED SHOULDER, INITIAL ENCOUNTER FOR CLOSED FRACTURE	S42133A
DX_FRACTURE	FRACTURES	DX10	S42.133B	DISPLACED FRACTURE OF CORACOID PROCESS, UNSPECIFIED SHOULDER, INITIAL ENCOUNTER FOR OPEN FRACTURE	S42133B
DX_FRACTURE	FRACTURES	DX10	S42.134A	NONDISPLACED FRACTURE OF CORACOID PROCESS, RIGHT SHOULDER, INITIAL ENCOUNTER FOR CLOSED FRACTURE	S42134A
DX_FRACTURE	FRACTURES	DX10	S42.134B	NONDISPLACED FRACTURE OF CORACOID PROCESS, RIGHT SHOULDER, INITIAL ENCOUNTER FOR OPEN FRACTURE	S42134B
DX_FRACTURE	FRACTURES	DX10	S42.135A	NONDISPLACED FRACTURE OF CORACOID PROCESS, LEFT SHOULDER, INITIAL ENCOUNTER FOR CLOSED FRACTURE	S42135A
DX_FRACTURE	FRACTURES	DX10	S42.135B	NONDISPLACED FRACTURE OF CORACOID PROCESS, LEFT SHOULDER, INITIAL ENCOUNTER FOR OPEN FRACTURE	S42135B
DX_FRACTURE	FRACTURES	DX10	S42.136A	NONDISPLACED FRACTURE OF CORACOID PROCESS, UNSPECIFIED SHOULDER, INITIAL ENCOUNTER FOR CLOSED FRACTURE	S42136A
DX_FRACTURE	FRACTURES	DX10	S42.136B	NONDISPLACED FRACTURE OF CORACOID PROCESS, UNSPECIFIED SHOULDER, INITIAL ENCOUNTER FOR OPEN FRACTURE	S42136B
DX_FRACTURE	FRACTURES	DX10	S42.141A	DISPLACED FRACTURE OF GLENOID CAVITY OF SCAPULA, RIGHT SHOULDER, INITIAL ENCOUNTER FOR CLOSED FRACTURE	S42141A
DX_FRACTURE	FRACTURES	DX10	S42.141B	DISPLACED FRACTURE OF GLENOID CAVITY OF SCAPULA, RIGHT SHOULDER, INITIAL ENCOUNTER FOR OPEN FRACTURE	S42141B
DX_FRACTURE	FRACTURES	DX10	S42.142A	DISPLACED FRACTURE OF GLENOID CAVITY OF SCAPULA, LEFT SHOULDER, INITIAL ENCOUNTER FOR CLOSED FRACTURE	S42142A
DX_FRACTURE	FRACTURES	DX10	S42.142B	DISPLACED FRACTURE OF GLENOID CAVITY OF SCAPULA, LEFT SHOULDER, INITIAL ENCOUNTER FOR OPEN FRACTURE	S42142B
DX_FRACTURE	FRACTURES	DX10	S42.143A	DISPLACED FRACTURE OF GLENOID CAVITY OF SCAPULA, UNSPECIFIED SHOULDER, INITIAL ENCOUNTER FOR CLOSED FRACTURE	S42143A
DX_FRACTURE	FRACTURES	DX10	S42.143B	DISPLACED FRACTURE OF GLENOID CAVITY OF SCAPULA, UNSPECIFIED SHOULDER, INITIAL ENCOUNTER FOR OPEN FRACTURE	S42143B
DX_FRACTURE	FRACTURES	DX10	S42.144A	NONDISPLACED FRACTURE OF GLENOID CAVITY OF SCAPULA, RIGHT SHOULDER, INITIAL ENCOUNTER FOR CLOSED FRACTURE	S42144A
DX_FRACTURE	FRACTURES	DX10	S42.144B	NONDISPLACED FRACTURE OF GLENOID CAVITY OF SCAPULA, RIGHT SHOULDER, INITIAL ENCOUNTER FOR OPEN FRACTURE	S42144B
DX_FRACTURE	FRACTURES	DX10	S42.145A	NONDISPLACED FRACTURE OF GLENOID CAVITY OF SCAPULA, LEFT SHOULDER, INITIAL ENCOUNTER FOR CLOSED FRACTURE	S42145A
DX_FRACTURE	FRACTURES	DX10	S42.145B	NONDISPLACED FRACTURE OF GLENOID CAVITY OF SCAPULA, LEFT SHOULDER, INITIAL ENCOUNTER FOR OPEN FRACTURE	S42145B
DX_FRACTURE	FRACTURES	DX10	S42.146A	NONDISPLACED FRACTURE OF GLENOID CAVITY OF SCAPULA, UNSPECIFIED SHOULDER, INITIAL ENCOUNTER FOR CLOSED FRACTURE	S42146A
DX_FRACTURE	FRACTURES	DX10	S42.146B	NONDISPLACED FRACTURE OF GLENOID CAVITY OF SCAPULA, UNSPECIFIED SHOULDER, INITIAL ENCOUNTER FOR OPEN FRACTURE	S42146B
DX_FRACTURE	FRACTURES	DX10	S42.151A	DISPLACED FRACTURE OF NECK OF SCAPULA, RIGHT SHOULDER, INITIAL ENCOUNTER FOR CLOSED FRACTURE	S42151A
DX_FRACTURE	FRACTURES	DX10	S42.151B	DISPLACED FRACTURE OF NECK OF SCAPULA, RIGHT SHOULDER, INITIAL ENCOUNTER FOR OPEN FRACTURE	S42151B
DX_FRACTURE	FRACTURES	DX10	S42.152A	DISPLACED FRACTURE OF NECK OF SCAPULA, LEFT SHOULDER, INITIAL ENCOUNTER FOR CLOSED FRACTURE	S42152A
DX_FRACTURE	FRACTURES	DX10	S42.152B	DISPLACED FRACTURE OF NECK OF SCAPULA, LEFT SHOULDER, INITIAL ENCOUNTER FOR OPEN FRACTURE	S42152B
DX_FRACTURE	FRACTURES	DX10	S42.153A	DISPLACED FRACTURE OF NECK OF SCAPULA, UNSPECIFIED SHOULDER, INITIAL ENCOUNTER FOR CLOSED FRACTURE	S42153A
DX_FRACTURE	FRACTURES	DX10	S42.153B	DISPLACED FRACTURE OF NECK OF SCAPULA, UNSPECIFIED SHOULDER, INITIAL ENCOUNTER FOR OPEN FRACTURE	S42153B
DX_FRACTURE	FRACTURES	DX10	S42.154A	NONDISPLACED FRACTURE OF NECK OF SCAPULA, RIGHT SHOULDER, INITIAL ENCOUNTER FOR CLOSED FRACTURE	S42154A
DX_FRACTURE	FRACTURES	DX10	S42.154B	NONDISPLACED FRACTURE OF NECK OF SCAPULA, RIGHT SHOULDER, INITIAL ENCOUNTER FOR OPEN FRACTURE	S42154B
DX_FRACTURE	FRACTURES	DX10	S42.155A	NONDISPLACED FRACTURE OF NECK OF SCAPULA, LEFT SHOULDER, INITIAL ENCOUNTER FOR CLOSED FRACTURE	S42155A
DX_FRACTURE	FRACTURES	DX10	S42.155B	NONDISPLACED FRACTURE OF NECK OF SCAPULA, LEFT SHOULDER, INITIAL ENCOUNTER FOR OPEN FRACTURE	S42155B
DX_FRACTURE	FRACTURES	DX10	S42.156A	NONDISPLACED FRACTURE OF NECK OF SCAPULA, UNSPECIFIED SHOULDER, INITIAL ENCOUNTER FOR CLOSED FRACTURE	S42156A

Boehringer Ingelheim
Statistical and Epidemiological Analysis Plan (SEAP) for Non-Interventional Study
(NIS)
BI Study Number 1245-0228

Proprietary confidential information © 2023 Boehringer Ingelheim International GmbH or one or more of its affiliated companies

DX_FRACTURE	FRACTURES	DX10	S42.156B	NONDISPLACED FRACTURE OF NECK OF SCAPULA, UNSPECIFIED SHOULDER, INITIAL ENCOUNTER FOR OPEN FRACTURE	S42156B
DX_FRACTURE	FRACTURES	DX10	S42.191A	FRACTURE OF OTHER PART OF SCAPULA, RIGHT SHOULDER, INITIAL ENCOUNTER FOR CLOSED FRACTURE	S42191A
DX_FRACTURE	FRACTURES	DX10	S42.191B	FRACTURE OF OTHER PART OF SCAPULA, RIGHT SHOULDER, INITIAL ENCOUNTER FOR OPEN FRACTURE	S42191B
DX_FRACTURE	FRACTURES	DX10	S42.192A	FRACTURE OF OTHER PART OF SCAPULA, LEFT SHOULDER, INITIAL ENCOUNTER FOR CLOSED FRACTURE	S42192A
DX_FRACTURE	FRACTURES	DX10	S42.192B	FRACTURE OF OTHER PART OF SCAPULA, LEFT SHOULDER, INITIAL ENCOUNTER FOR OPEN FRACTURE	S42192B
DX_FRACTURE	FRACTURES	DX10	S42.199A	FRACTURE OF OTHER PART OF SCAPULA, UNSPECIFIED SHOULDER, INITIAL ENCOUNTER FOR CLOSED FRACTURE	S42199A
DX_FRACTURE	FRACTURES	DX10	S42.199B	FRACTURE OF OTHER PART OF SCAPULA, UNSPECIFIED SHOULDER, INITIAL ENCOUNTER FOR OPEN FRACTURE	S42199B
DX_FRACTURE	FRACTURES	DX10	S42.201A	UNSPECIFIED FRACTURE OF UPPER END OF RIGHT HUMERUS, INITIAL ENCOUNTER FOR CLOSED FRACTURE	S42201A
DX_FRACTURE	FRACTURES	DX10	S42.201B	UNSPECIFIED FRACTURE OF UPPER END OF RIGHT HUMERUS, INITIAL ENCOUNTER FOR OPEN FRACTURE	S42201B
DX_FRACTURE	FRACTURES	DX10	S42.202A	UNSPECIFIED FRACTURE OF UPPER END OF LEFT HUMERUS, INITIAL ENCOUNTER FOR CLOSED FRACTURE	S42202A
DX_FRACTURE	FRACTURES	DX10	S42.202B	UNSPECIFIED FRACTURE OF UPPER END OF LEFT HUMERUS, INITIAL ENCOUNTER FOR OPEN FRACTURE	S42202B
DX_FRACTURE	FRACTURES	DX10	S42.209A	UNSPECIFIED FRACTURE OF UPPER END OF UNSPECIFIED HUMERUS, INITIAL ENCOUNTER FOR CLOSED FRACTURE	S42209A
DX_FRACTURE	FRACTURES	DX10	S42.209B	UNSPECIFIED FRACTURE OF UPPER END OF UNSPECIFIED HUMERUS, INITIAL ENCOUNTER FOR OPEN FRACTURE	S42209B
DX_FRACTURE	FRACTURES	DX10	S42.211A	UNSPECIFIED DISPLACED FRACTURE OF SURGICAL NECK OF RIGHT HUMERUS, INITIAL ENCOUNTER FOR CLOSED FRACTURE	S42211A
DX_FRACTURE	FRACTURES	DX10	S42.211B	UNSPECIFIED DISPLACED FRACTURE OF SURGICAL NECK OF RIGHT HUMERUS, INITIAL ENCOUNTER FOR OPEN FRACTURE	S42211B
DX_FRACTURE	FRACTURES	DX10	S42.212A	UNSPECIFIED DISPLACED FRACTURE OF SURGICAL NECK OF LEFT HUMERUS, INITIAL ENCOUNTER FOR CLOSED FRACTURE	S42212A
DX_FRACTURE	FRACTURES	DX10	S42.212B	UNSPECIFIED DISPLACED FRACTURE OF SURGICAL NECK OF LEFT HUMERUS, INITIAL ENCOUNTER FOR OPEN FRACTURE	S42212B
DX_FRACTURE	FRACTURES	DX10	S42.213A	UNSPECIFIED DISPLACED FRACTURE OF SURGICAL NECK OF UNSPECIFIED HUMERUS, INITIAL ENCOUNTER FOR CLOSED FRACTURE	S42213A
DX_FRACTURE	FRACTURES	DX10	S42.213B	UNSPECIFIED DISPLACED FRACTURE OF SURGICAL NECK OF UNSPECIFIED HUMERUS, INITIAL ENCOUNTER FOR OPEN FRACTURE	S42213B
DX_FRACTURE	FRACTURES	DX10	S42.214A	UNSPECIFIED NONDISPLACED FRACTURE OF SURGICAL NECK OF RIGHT HUMERUS, INITIAL ENCOUNTER FOR CLOSED FRACTURE	S42214A
DX_FRACTURE	FRACTURES	DX10	S42.214B	UNSPECIFIED NONDISPLACED FRACTURE OF SURGICAL NECK OF RIGHT HUMERUS, INITIAL ENCOUNTER FOR OPEN FRACTURE	S42214B
DX_FRACTURE	FRACTURES	DX10	S42.215A	UNSPECIFIED NONDISPLACED FRACTURE OF SURGICAL NECK OF LEFT HUMERUS, INITIAL ENCOUNTER FOR CLOSED FRACTURE	S42215A
DX_FRACTURE	FRACTURES	DX10	S42.215B	UNSPECIFIED NONDISPLACED FRACTURE OF SURGICAL NECK OF LEFT HUMERUS, INITIAL ENCOUNTER FOR OPEN FRACTURE	S42215B
DX_FRACTURE	FRACTURES	DX10	S42.216A	UNSPECIFIED NONDISPLACED FRACTURE OF SURGICAL NECK OF UNSPECIFIED HUMERUS, INITIAL ENCOUNTER FOR CLOSED FRACTURE	S42216A
DX_FRACTURE	FRACTURES	DX10	S42.216B	UNSPECIFIED NONDISPLACED FRACTURE OF SURGICAL NECK OF UNSPECIFIED HUMERUS, INITIAL ENCOUNTER FOR OPEN FRACTURE	S42216B
DX_FRACTURE	FRACTURES	DX10	S42.221A	2-PART DISPLACED FRACTURE OF SURGICAL NECK OF RIGHT HUMERUS, INITIAL ENCOUNTER FOR CLOSED FRACTURE	S42221A
DX_FRACTURE	FRACTURES	DX10	S42.221B	2-PART DISPLACED FRACTURE OF SURGICAL NECK OF RIGHT HUMERUS, INITIAL ENCOUNTER FOR OPEN FRACTURE	S42221B
DX_FRACTURE	FRACTURES	DX10	S42.222A	2-PART DISPLACED FRACTURE OF SURGICAL NECK OF LEFT HUMERUS, INITIAL ENCOUNTER FOR CLOSED FRACTURE	S42222A
DX_FRACTURE	FRACTURES	DX10	S42.222B	2-PART DISPLACED FRACTURE OF SURGICAL NECK OF LEFT HUMERUS, INITIAL ENCOUNTER FOR OPEN FRACTURE	S42222B
DX_FRACTURE	FRACTURES	DX10	S42.223A	2-PART DISPLACED FRACTURE OF SURGICAL NECK OF UNSPECIFIED HUMERUS, INITIAL ENCOUNTER FOR CLOSED FRACTURE	S42223A
DX_FRACTURE	FRACTURES	DX10	S42.223B	2-PART DISPLACED FRACTURE OF SURGICAL NECK OF UNSPECIFIED HUMERUS, INITIAL ENCOUNTER FOR OPEN FRACTURE	S42223B
DX_FRACTURE	FRACTURES	DX10	S42.224A	2-PART NONDISPLACED FRACTURE OF SURGICAL NECK OF RIGHT HUMERUS, INITIAL ENCOUNTER FOR CLOSED FRACTURE	S42224A
DX_FRACTURE	FRACTURES	DX10	S42.224B	2-PART NONDISPLACED FRACTURE OF SURGICAL NECK OF RIGHT HUMERUS, INITIAL ENCOUNTER FOR OPEN FRACTURE	S42224B
DX_FRACTURE	FRACTURES	DX10	S42.225A	2-PART NONDISPLACED FRACTURE OF SURGICAL NECK OF LEFT HUMERUS, INITIAL ENCOUNTER FOR CLOSED FRACTURE	S42225A
DX_FRACTURE	FRACTURES	DX10	S42.225B	2-PART NONDISPLACED FRACTURE OF SURGICAL NECK OF LEFT HUMERUS, INITIAL ENCOUNTER FOR OPEN FRACTURE	S42225B
DX_FRACTURE	FRACTURES	DX10	S42.226A	2-PART NONDISPLACED FRACTURE OF SURGICAL NECK OF UNSPECIFIED HUMERUS, INITIAL ENCOUNTER FOR CLOSED FRACTURE	S42226A
DX_FRACTURE	FRACTURES	DX10	S42.226B	2-PART NONDISPLACED FRACTURE OF SURGICAL NECK OF UNSPECIFIED HUMERUS, INITIAL ENCOUNTER FOR OPEN FRACTURE	S42226B
DX_FRACTURE	FRACTURES	DX10	S42.231A	3-PART FRACTURE OF SURGICAL NECK OF RIGHT HUMERUS, INITIAL ENCOUNTER FOR CLOSED FRACTURE	S42231A
DX_FRACTURE	FRACTURES	DX10	S42.231B	3-PART FRACTURE OF SURGICAL NECK OF RIGHT HUMERUS, INITIAL ENCOUNTER FOR OPEN FRACTURE	S42231B
DX_FRACTURE	FRACTURES	DX10	S42.232A	3-PART FRACTURE OF SURGICAL NECK OF LEFT HUMERUS, INITIAL ENCOUNTER FOR CLOSED FRACTURE	S42232A
DX_FRACTURE	FRACTURES	DX10	S42.232B	3-PART FRACTURE OF SURGICAL NECK OF LEFT HUMERUS, INITIAL ENCOUNTER FOR OPEN FRACTURE	S42232B
DX_FRACTURE	FRACTURES	DX10	S42.239A	3-PART FRACTURE OF SURGICAL NECK OF UNSPECIFIED HUMERUS, INITIAL ENCOUNTER FOR CLOSED FRACTURE	S42239A
DX_FRACTURE	FRACTURES	DX10	S42.239B	3-PART FRACTURE OF SURGICAL NECK OF UNSPECIFIED HUMERUS, INITIAL ENCOUNTER FOR OPEN FRACTURE	S42239B
DX_FRACTURE	FRACTURES	DX10	S42.241A	4-PART FRACTURE OF SURGICAL NECK OF RIGHT HUMERUS, INITIAL ENCOUNTER FOR CLOSED FRACTURE	S42241A
DX_FRACTURE	FRACTURES	DX10	S42.241B	4-PART FRACTURE OF SURGICAL NECK OF RIGHT HUMERUS, INITIAL ENCOUNTER FOR OPEN FRACTURE	S42241B
DX_FRACTURE	FRACTURES	DX10	S42.242A	4-PART FRACTURE OF SURGICAL NECK OF LEFT HUMERUS, INITIAL ENCOUNTER FOR CLOSED FRACTURE	S42242A
DX_FRACTURE	FRACTURES	DX10	S42.242B	4-PART FRACTURE OF SURGICAL NECK OF LEFT HUMERUS, INITIAL ENCOUNTER FOR OPEN FRACTURE	S42242B
DX_FRACTURE	FRACTURES	DX10	S42.249A	4-PART FRACTURE OF SURGICAL NECK OF UNSPECIFIED HUMERUS, INITIAL ENCOUNTER FOR CLOSED FRACTURE	S42249A

Boehringer Ingelheim
Statistical and Epidemiological Analysis Plan (SEAP) for Non-Interventional Study
(NIS)
BI Study Number 1245-0228

Proprietary confidential information © 2023 Boehringer Ingelheim International GmbH or one or more of its affiliated companies

DX_FRACTURE	FRACTURES	DX10	S42.249B	4-PART FRACTURE OF SURGICAL NECK OF UNSPECIFIED HUMERUS, INITIAL ENCOUNTER FOR OPEN FRACTURE	S42249B
DX_FRACTURE	FRACTURES	DX10	S42.251A	DISPLACED FRACTURE OF GREATER TUBEROSITY OF RIGHT HUMERUS, INITIAL ENCOUNTER FOR CLOSED FRACTURE	S42251A
DX_FRACTURE	FRACTURES	DX10	S42.251B	DISPLACED FRACTURE OF GREATER TUBEROSITY OF RIGHT HUMERUS, INITIAL ENCOUNTER FOR OPEN FRACTURE	S42251B
DX_FRACTURE	FRACTURES	DX10	S42.252A	DISPLACED FRACTURE OF GREATER TUBEROSITY OF LEFT HUMERUS, INITIAL ENCOUNTER FOR CLOSED FRACTURE	S42252A
DX_FRACTURE	FRACTURES	DX10	S42.252B	DISPLACED FRACTURE OF GREATER TUBEROSITY OF LEFT HUMERUS, INITIAL ENCOUNTER FOR OPEN FRACTURE	S42252B
DX_FRACTURE	FRACTURES	DX10	S42.253A	DISPLACED FRACTURE OF GREATER TUBEROSITY OF UNSPECIFIED HUMERUS, INITIAL ENCOUNTER FOR CLOSED FRACTURE	S42253A
DX_FRACTURE	FRACTURES	DX10	S42.253B	DISPLACED FRACTURE OF GREATER TUBEROSITY OF UNSPECIFIED HUMERUS, INITIAL ENCOUNTER FOR OPEN FRACTURE	S42253B
DX_FRACTURE	FRACTURES	DX10	S42.254A	NONDISPLACED FRACTURE OF GREATER TUBEROSITY OF RIGHT HUMERUS, INITIAL ENCOUNTER FOR CLOSED FRACTURE	S42254A
DX_FRACTURE	FRACTURES	DX10	S42.254B	NONDISPLACED FRACTURE OF GREATER TUBEROSITY OF RIGHT HUMERUS, INITIAL ENCOUNTER FOR OPEN FRACTURE	S42254B
DX_FRACTURE	FRACTURES	DX10	S42.255A	NONDISPLACED FRACTURE OF GREATER TUBEROSITY OF LEFT HUMERUS, INITIAL ENCOUNTER FOR CLOSED FRACTURE	S42255A
DX_FRACTURE	FRACTURES	DX10	S42.255B	NONDISPLACED FRACTURE OF GREATER TUBEROSITY OF LEFT HUMERUS, INITIAL ENCOUNTER FOR OPEN FRACTURE	S42255B
DX_FRACTURE	FRACTURES	DX10	S42.256A	NONDISPLACED FRACTURE OF GREATER TUBEROSITY OF UNSPECIFIED HUMERUS, INITIAL ENCOUNTER FOR CLOSED FRACTURE	S42256A
DX_FRACTURE	FRACTURES	DX10	S42.256B	NONDISPLACED FRACTURE OF GREATER TUBEROSITY OF UNSPECIFIED HUMERUS, INITIAL ENCOUNTER FOR OPEN FRACTURE	S42256B
DX_FRACTURE	FRACTURES	DX10	S42.261A	DISPLACED FRACTURE OF LESSER TUBEROSITY OF RIGHT HUMERUS, INITIAL ENCOUNTER FOR CLOSED FRACTURE	S42261A
DX_FRACTURE	FRACTURES	DX10	S42.261B	DISPLACED FRACTURE OF LESSER TUBEROSITY OF RIGHT HUMERUS, INITIAL ENCOUNTER FOR OPEN FRACTURE	S42261B
DX_FRACTURE	FRACTURES	DX10	S42.262A	DISPLACED FRACTURE OF LESSER TUBEROSITY OF LEFT HUMERUS, INITIAL ENCOUNTER FOR CLOSED FRACTURE	S42262A
DX_FRACTURE	FRACTURES	DX10	S42.262B	DISPLACED FRACTURE OF LESSER TUBEROSITY OF LEFT HUMERUS, INITIAL ENCOUNTER FOR OPEN FRACTURE	S42262B
DX_FRACTURE	FRACTURES	DX10	S42.263A	DISPLACED FRACTURE OF LESSER TUBEROSITY OF UNSPECIFIED HUMERUS, INITIAL ENCOUNTER FOR CLOSED FRACTURE	S42263A
DX_FRACTURE	FRACTURES	DX10	S42.263B	DISPLACED FRACTURE OF LESSER TUBEROSITY OF UNSPECIFIED HUMERUS, INITIAL ENCOUNTER FOR OPEN FRACTURE	S42263B
DX_FRACTURE	FRACTURES	DX10	S42.264A	NONDISPLACED FRACTURE OF LESSER TUBEROSITY OF RIGHT HUMERUS, INITIAL ENCOUNTER FOR CLOSED FRACTURE	S42264A
DX_FRACTURE	FRACTURES	DX10	S42.264B	NONDISPLACED FRACTURE OF LESSER TUBEROSITY OF RIGHT HUMERUS, INITIAL ENCOUNTER FOR OPEN FRACTURE	S42264B
DX_FRACTURE	FRACTURES	DX10	S42.265A	NONDISPLACED FRACTURE OF LESSER TUBEROSITY OF LEFT HUMERUS, INITIAL ENCOUNTER FOR CLOSED FRACTURE	S42265A
DX_FRACTURE	FRACTURES	DX10	S42.265B	NONDISPLACED FRACTURE OF LESSER TUBEROSITY OF LEFT HUMERUS, INITIAL ENCOUNTER FOR OPEN FRACTURE	S42265B
DX_FRACTURE	FRACTURES	DX10	S42.266A	NONDISPLACED FRACTURE OF LESSER TUBEROSITY OF UNSPECIFIED HUMERUS, INITIAL ENCOUNTER FOR CLOSED FRACTURE	S42266A
DX_FRACTURE	FRACTURES	DX10	S42.266B	NONDISPLACED FRACTURE OF LESSER TUBEROSITY OF UNSPECIFIED HUMERUS, INITIAL ENCOUNTER FOR OPEN FRACTURE	S42266B
DX_FRACTURE	FRACTURES	DX10	S42.271A	TORUS FRACTURE OF UPPER END OF RIGHT HUMERUS, INITIAL ENCOUNTER FOR CLOSED FRACTURE	S42271A
DX_FRACTURE	FRACTURES	DX10	S42.272A	TORUS FRACTURE OF UPPER END OF LEFT HUMERUS, INITIAL ENCOUNTER FOR CLOSED FRACTURE	S42272A
DX_FRACTURE	FRACTURES	DX10	S42.279A	TORUS FRACTURE OF UPPER END OF UNSPECIFIED HUMERUS, INITIAL ENCOUNTER FOR CLOSED FRACTURE	S42279A
DX_FRACTURE	FRACTURES	DX10	S42.291A	OTHER DISPLACED FRACTURE OF UPPER END OF RIGHT HUMERUS, INITIAL ENCOUNTER FOR CLOSED FRACTURE	S42291A
DX_FRACTURE	FRACTURES	DX10	S42.291B	OTHER DISPLACED FRACTURE OF UPPER END OF RIGHT HUMERUS, INITIAL ENCOUNTER FOR OPEN FRACTURE	S42291B
DX_FRACTURE	FRACTURES	DX10	S42.292A	OTHER DISPLACED FRACTURE OF UPPER END OF LEFT HUMERUS, INITIAL ENCOUNTER FOR CLOSED FRACTURE	S42292A
DX_FRACTURE	FRACTURES	DX10	S42.292B	OTHER DISPLACED FRACTURE OF UPPER END OF LEFT HUMERUS, INITIAL ENCOUNTER FOR OPEN FRACTURE	S42292B
DX_FRACTURE	FRACTURES	DX10	S42.293A	OTHER DISPLACED FRACTURE OF UPPER END OF UNSPECIFIED HUMERUS, INITIAL ENCOUNTER FOR CLOSED FRACTURE	S42293A
DX_FRACTURE	FRACTURES	DX10	S42.293B	OTHER DISPLACED FRACTURE OF UPPER END OF UNSPECIFIED HUMERUS, INITIAL ENCOUNTER FOR OPEN FRACTURE	S42293B
DX_FRACTURE	FRACTURES	DX10	S42.294A	OTHER NONDISPLACED FRACTURE OF UPPER END OF RIGHT HUMERUS, INITIAL ENCOUNTER FOR CLOSED FRACTURE	S42294A
DX_FRACTURE	FRACTURES	DX10	S42.294B	OTHER NONDISPLACED FRACTURE OF UPPER END OF RIGHT HUMERUS, INITIAL ENCOUNTER FOR OPEN FRACTURE	S42294B
DX_FRACTURE	FRACTURES	DX10	S42.295A	OTHER NONDISPLACED FRACTURE OF UPPER END OF LEFT HUMERUS, INITIAL ENCOUNTER FOR CLOSED FRACTURE	S42295A
DX_FRACTURE	FRACTURES	DX10	S42.295B	OTHER NONDISPLACED FRACTURE OF UPPER END OF LEFT HUMERUS, INITIAL ENCOUNTER FOR OPEN FRACTURE	S42295B
DX_FRACTURE	FRACTURES	DX10	S42.296A	OTHER NONDISPLACED FRACTURE OF UPPER END OF UNSPECIFIED HUMERUS, INITIAL ENCOUNTER FOR CLOSED FRACTURE	S42296A
DX_FRACTURE	FRACTURES	DX10	S42.296B	OTHER NONDISPLACED FRACTURE OF UPPER END OF UNSPECIFIED HUMERUS, INITIAL ENCOUNTER FOR OPEN FRACTURE	S42296B
DX_FRACTURE	FRACTURES	DX10	S42.301A	UNSPECIFIED FRACTURE OF SHAFT OF HUMERUS, RIGHT ARM, INITIAL ENCOUNTER FOR CLOSED FRACTURE	S42301A
DX_FRACTURE	FRACTURES	DX10	S42.301B	UNSPECIFIED FRACTURE OF SHAFT OF HUMERUS, RIGHT ARM, INITIAL ENCOUNTER FOR OPEN FRACTURE	S42301B
DX_FRACTURE	FRACTURES	DX10	S42.302A	UNSPECIFIED FRACTURE OF SHAFT OF HUMERUS, LEFT ARM, INITIAL ENCOUNTER FOR CLOSED FRACTURE	S42302A
DX_FRACTURE	FRACTURES	DX10	S42.302B	UNSPECIFIED FRACTURE OF SHAFT OF HUMERUS, LEFT ARM, INITIAL ENCOUNTER FOR OPEN FRACTURE	S42302B
DX_FRACTURE	FRACTURES	DX10	S42.309A	UNSPECIFIED FRACTURE OF SHAFT OF HUMERUS, UNSPECIFIED ARM, INITIAL ENCOUNTER FOR CLOSED FRACTURE	S42309A
DX_FRACTURE	FRACTURES	DX10	S42.309B	UNSPECIFIED FRACTURE OF SHAFT OF HUMERUS, UNSPECIFIED ARM, INITIAL ENCOUNTER FOR OPEN FRACTURE	S42309B
DX_FRACTURE	FRACTURES	DX10	S42.311A	GREENSTICK FRACTURE OF SHAFT OF HUMERUS, RIGHT ARM, INITIAL ENCOUNTER FOR CLOSED FRACTURE	S42311A
DX_FRACTURE	FRACTURES	DX10	S42.312A	GREENSTICK FRACTURE OF SHAFT OF HUMERUS, LEFT ARM, INITIAL ENCOUNTER FOR CLOSED FRACTURE	S42312A

Boehringer Ingelheim
Statistical and Epidemiological Analysis Plan (SEAP) for Non-Interventional Study
(NIS)
BI Study Number 1245-0228

Proprietary confidential information © 2023 Boehringer Ingelheim International GmbH or one or more of its affiliated companies

DX_FRACTURE	FRACTURES	DX10	S42.319A	GREENSTICK FRACTURE OF SHAFT OF HUMERUS, UNSPECIFIED ARM, INITIAL ENCOUNTER FOR CLOSED FRACTURE	S42319A
DX_FRACTURE	FRACTURES	DX10	S42.321A	DISPLACED TRANSVERSE FRACTURE OF SHAFT OF HUMERUS, RIGHT ARM, INITIAL ENCOUNTER FOR CLOSED FRACTURE	S42321A
DX_FRACTURE	FRACTURES	DX10	S42.321B	DISPLACED TRANSVERSE FRACTURE OF SHAFT OF HUMERUS, RIGHT ARM, INITIAL ENCOUNTER FOR OPEN FRACTURE	S42321B
DX_FRACTURE	FRACTURES	DX10	S42.322A	DISPLACED TRANSVERSE FRACTURE OF SHAFT OF HUMERUS, LEFT ARM, INITIAL ENCOUNTER FOR CLOSED FRACTURE	S42322A
DX_FRACTURE	FRACTURES	DX10	S42.322B	DISPLACED TRANSVERSE FRACTURE OF SHAFT OF HUMERUS, LEFT ARM, INITIAL ENCOUNTER FOR OPEN FRACTURE	S42322B
DX_FRACTURE	FRACTURES	DX10	S42.323A	DISPLACED TRANSVERSE FRACTURE OF SHAFT OF HUMERUS, UNSPECIFIED ARM, INITIAL ENCOUNTER FOR CLOSED FRACTURE	S42323A
DX_FRACTURE	FRACTURES	DX10	S42.323B	DISPLACED TRANSVERSE FRACTURE OF SHAFT OF HUMERUS, UNSPECIFIED ARM, INITIAL ENCOUNTER FOR OPEN FRACTURE	S42323B
DX_FRACTURE	FRACTURES	DX10	S42.324A	NONDISPLACED TRANSVERSE FRACTURE OF SHAFT OF HUMERUS, RIGHT ARM, INITIAL ENCOUNTER FOR CLOSED FRACTURE	S42324A
DX_FRACTURE	FRACTURES	DX10	S42.324B	NONDISPLACED TRANSVERSE FRACTURE OF SHAFT OF HUMERUS, RIGHT ARM, INITIAL ENCOUNTER FOR OPEN FRACTURE	S42324B
DX_FRACTURE	FRACTURES	DX10	S42.325A	NONDISPLACED TRANSVERSE FRACTURE OF SHAFT OF HUMERUS, LEFT ARM, INITIAL ENCOUNTER FOR CLOSED FRACTURE	S42325A
DX_FRACTURE	FRACTURES	DX10	S42.325B	NONDISPLACED TRANSVERSE FRACTURE OF SHAFT OF HUMERUS, LEFT ARM, INITIAL ENCOUNTER FOR OPEN FRACTURE	S42325B
DX_FRACTURE	FRACTURES	DX10	S42.326A	NONDISPLACED TRANSVERSE FRACTURE OF SHAFT OF HUMERUS, UNSPECIFIED ARM, INITIAL ENCOUNTER FOR CLOSED FRACTURE	S42326A
DX_FRACTURE	FRACTURES	DX10	S42.326B	NONDISPLACED TRANSVERSE FRACTURE OF SHAFT OF HUMERUS, UNSPECIFIED ARM, INITIAL ENCOUNTER FOR OPEN FRACTURE	S42326B
DX_FRACTURE	FRACTURES	DX10	S42.331A	DISPLACED OBLIQUE FRACTURE OF SHAFT OF HUMERUS, RIGHT ARM, INITIAL ENCOUNTER FOR CLOSED FRACTURE	S42331A
DX_FRACTURE	FRACTURES	DX10	S42.331B	DISPLACED OBLIQUE FRACTURE OF SHAFT OF HUMERUS, RIGHT ARM, INITIAL ENCOUNTER FOR OPEN FRACTURE	S42331B
DX_FRACTURE	FRACTURES	DX10	S42.332A	DISPLACED OBLIQUE FRACTURE OF SHAFT OF HUMERUS, LEFT ARM, INITIAL ENCOUNTER FOR CLOSED FRACTURE	S42332A
DX_FRACTURE	FRACTURES	DX10	S42.332B	DISPLACED OBLIQUE FRACTURE OF SHAFT OF HUMERUS, LEFT ARM, INITIAL ENCOUNTER FOR OPEN FRACTURE	S42332B
DX_FRACTURE	FRACTURES	DX10	S42.333A	DISPLACED OBLIQUE FRACTURE OF SHAFT OF HUMERUS, UNSPECIFIED ARM, INITIAL ENCOUNTER FOR CLOSED FRACTURE	S42333A
DX_FRACTURE	FRACTURES	DX10	S42.333B	DISPLACED OBLIQUE FRACTURE OF SHAFT OF HUMERUS, UNSPECIFIED ARM, INITIAL ENCOUNTER FOR OPEN FRACTURE	S42333B
DX_FRACTURE	FRACTURES	DX10	S42.334A	NONDISPLACED OBLIQUE FRACTURE OF SHAFT OF HUMERUS, RIGHT ARM, INITIAL ENCOUNTER FOR CLOSED FRACTURE	S42334A
DX_FRACTURE	FRACTURES	DX10	S42.334B	NONDISPLACED OBLIQUE FRACTURE OF SHAFT OF HUMERUS, RIGHT ARM, INITIAL ENCOUNTER FOR OPEN FRACTURE	S42334B
DX_FRACTURE	FRACTURES	DX10	S42.335A	NONDISPLACED OBLIQUE FRACTURE OF SHAFT OF HUMERUS, LEFT ARM, INITIAL ENCOUNTER FOR CLOSED FRACTURE	S42335A
DX_FRACTURE	FRACTURES	DX10	S42.335B	NONDISPLACED OBLIQUE FRACTURE OF SHAFT OF HUMERUS, LEFT ARM, INITIAL ENCOUNTER FOR OPEN FRACTURE	S42335B
DX_FRACTURE	FRACTURES	DX10	S42.336A	NONDISPLACED OBLIQUE FRACTURE OF SHAFT OF HUMERUS, UNSPECIFIED ARM, INITIAL ENCOUNTER FOR CLOSED FRACTURE	S42336A
DX_FRACTURE	FRACTURES	DX10	S42.336B	NONDISPLACED OBLIQUE FRACTURE OF SHAFT OF HUMERUS, UNSPECIFIED ARM, INITIAL ENCOUNTER FOR OPEN FRACTURE	S42336B
DX_FRACTURE	FRACTURES	DX10	S42.341A	DISPLACED SPIRAL FRACTURE OF SHAFT OF HUMERUS, RIGHT ARM, INITIAL ENCOUNTER FOR CLOSED FRACTURE	S42341A
DX_FRACTURE	FRACTURES	DX10	S42.341B	DISPLACED SPIRAL FRACTURE OF SHAFT OF HUMERUS, RIGHT ARM, INITIAL ENCOUNTER FOR OPEN FRACTURE	S42341B
DX_FRACTURE	FRACTURES	DX10	S42.342A	DISPLACED SPIRAL FRACTURE OF SHAFT OF HUMERUS, LEFT ARM, INITIAL ENCOUNTER FOR CLOSED FRACTURE	S42342A
DX_FRACTURE	FRACTURES	DX10	S42.342B	DISPLACED SPIRAL FRACTURE OF SHAFT OF HUMERUS, LEFT ARM, INITIAL ENCOUNTER FOR OPEN FRACTURE	S42342B
DX_FRACTURE	FRACTURES	DX10	S42.343A	DISPLACED SPIRAL FRACTURE OF SHAFT OF HUMERUS, UNSPECIFIED ARM, INITIAL ENCOUNTER FOR CLOSED FRACTURE	S42343A
DX_FRACTURE	FRACTURES	DX10	S42.343B	DISPLACED SPIRAL FRACTURE OF SHAFT OF HUMERUS, UNSPECIFIED ARM, INITIAL ENCOUNTER FOR OPEN FRACTURE	S42343B
DX_FRACTURE	FRACTURES	DX10	S42.344A	NONDISPLACED SPIRAL FRACTURE OF SHAFT OF HUMERUS, RIGHT ARM, INITIAL ENCOUNTER FOR CLOSED FRACTURE	S42344A
DX_FRACTURE	FRACTURES	DX10	S42.344B	NONDISPLACED SPIRAL FRACTURE OF SHAFT OF HUMERUS, RIGHT ARM, INITIAL ENCOUNTER FOR OPEN FRACTURE	S42344B
DX_FRACTURE	FRACTURES	DX10	S42.345A	NONDISPLACED SPIRAL FRACTURE OF SHAFT OF HUMERUS, LEFT ARM, INITIAL ENCOUNTER FOR CLOSED FRACTURE	S42345A
DX_FRACTURE	FRACTURES	DX10	S42.345B	NONDISPLACED SPIRAL FRACTURE OF SHAFT OF HUMERUS, LEFT ARM, INITIAL ENCOUNTER FOR OPEN FRACTURE	S42345B
DX_FRACTURE	FRACTURES	DX10	S42.346A	NONDISPLACED SPIRAL FRACTURE OF SHAFT OF HUMERUS, UNSPECIFIED ARM, INITIAL ENCOUNTER FOR CLOSED FRACTURE	S42346A
DX_FRACTURE	FRACTURES	DX10	S42.346B	NONDISPLACED SPIRAL FRACTURE OF SHAFT OF HUMERUS, UNSPECIFIED ARM, INITIAL ENCOUNTER FOR OPEN FRACTURE	S42346B
DX_FRACTURE	FRACTURES	DX10	S42.351A	DISPLACED COMMINUTED FRACTURE OF SHAFT OF HUMERUS, RIGHT ARM, INITIAL ENCOUNTER FOR CLOSED FRACTURE	S42351A
DX_FRACTURE	FRACTURES	DX10	S42.351B	DISPLACED COMMINUTED FRACTURE OF SHAFT OF HUMERUS, RIGHT ARM, INITIAL ENCOUNTER FOR OPEN FRACTURE	S42351B
DX_FRACTURE	FRACTURES	DX10	S42.352A	DISPLACED COMMINUTED FRACTURE OF SHAFT OF HUMERUS, LEFT ARM, INITIAL ENCOUNTER FOR CLOSED FRACTURE	S42352A
DX_FRACTURE	FRACTURES	DX10	S42.352B	DISPLACED COMMINUTED FRACTURE OF SHAFT OF HUMERUS, LEFT ARM, INITIAL ENCOUNTER FOR OPEN FRACTURE	S42352B
DX_FRACTURE	FRACTURES	DX10	S42.353A	DISPLACED COMMINUTED FRACTURE OF SHAFT OF HUMERUS, UNSPECIFIED ARM, INITIAL ENCOUNTER FOR CLOSED FRACTURE	S42353A
DX_FRACTURE	FRACTURES	DX10	S42.353B	DISPLACED COMMINUTED FRACTURE OF SHAFT OF HUMERUS, UNSPECIFIED ARM, INITIAL ENCOUNTER FOR OPEN FRACTURE	S42353B
DX_FRACTURE	FRACTURES	DX10	S42.354A	NONDISPLACED COMMINUTED FRACTURE OF SHAFT OF HUMERUS, RIGHT ARM, INITIAL ENCOUNTER FOR CLOSED FRACTURE	S42354A
DX_FRACTURE	FRACTURES	DX10	S42.354B	NONDISPLACED COMMINUTED FRACTURE OF SHAFT OF HUMERUS, RIGHT ARM, INITIAL ENCOUNTER FOR OPEN FRACTURE	S42354B
DX_FRACTURE	FRACTURES	DX10	S42.355A	NONDISPLACED COMMINUTED FRACTURE OF SHAFT OF HUMERUS, LEFT ARM, INITIAL ENCOUNTER FOR CLOSED FRACTURE	S42355A
DX_FRACTURE	FRACTURES	DX10	S42.355B	NONDISPLACED COMMINUTED FRACTURE OF SHAFT OF HUMERUS, LEFT ARM, INITIAL ENCOUNTER FOR OPEN FRACTURE	S42355B
DX_FRACTURE	FRACTURES	DX10	S42.356A	NONDISPLACED COMMINUTED FRACTURE OF SHAFT OF HUMERUS, UNSPECIFIED ARM, INITIAL ENCOUNTER FOR CLOSED FRACTURE	S42356A

Boehringer Ingelheim
Statistical and Epidemiological Analysis Plan (SEAP) for Non-Interventional Study
(NIS)
BI Study Number 1245-0228

Proprietary confidential information © 2023 Boehringer Ingelheim International GmbH or one or more of its affiliated companies

DX_FRACTURE	FRACTURES	DX10	S42.356B	NONDISPLACED COMMUNUTED FRACTURE OF SHAFT OF HUMERUS, UNSPECIFIED ARM, INITIAL ENCOUNTER FOR OPEN FRACTURE	S42356B
DX_FRACTURE	FRACTURES	DX10	S42.361A	DISPLACED SEGMENTAL FRACTURE OF SHAFT OF HUMERUS, RIGHT ARM, INITIAL ENCOUNTER FOR CLOSED FRACTURE	S42361A
DX_FRACTURE	FRACTURES	DX10	S42.361B	DISPLACED SEGMENTAL FRACTURE OF SHAFT OF HUMERUS, RIGHT ARM, INITIAL ENCOUNTER FOR OPEN FRACTURE	S42361B
DX_FRACTURE	FRACTURES	DX10	S42.362A	DISPLACED SEGMENTAL FRACTURE OF SHAFT OF HUMERUS, LEFT ARM, INITIAL ENCOUNTER FOR CLOSED FRACTURE	S42362A
DX_FRACTURE	FRACTURES	DX10	S42.362B	DISPLACED SEGMENTAL FRACTURE OF SHAFT OF HUMERUS, LEFT ARM, INITIAL ENCOUNTER FOR OPEN FRACTURE	S42362B
DX_FRACTURE	FRACTURES	DX10	S42.363A	DISPLACED SEGMENTAL FRACTURE OF SHAFT OF HUMERUS, UNSPECIFIED ARM, INITIAL ENCOUNTER FOR CLOSED FRACTURE	S42363A
DX_FRACTURE	FRACTURES	DX10	S42.363B	DISPLACED SEGMENTAL FRACTURE OF SHAFT OF HUMERUS, UNSPECIFIED ARM, INITIAL ENCOUNTER FOR OPEN FRACTURE	S42363B
DX_FRACTURE	FRACTURES	DX10	S42.364A	NONDISPLACED SEGMENTAL FRACTURE OF SHAFT OF HUMERUS, RIGHT ARM, INITIAL ENCOUNTER FOR CLOSED FRACTURE	S42364A
DX_FRACTURE	FRACTURES	DX10	S42.364B	NONDISPLACED SEGMENTAL FRACTURE OF SHAFT OF HUMERUS, RIGHT ARM, INITIAL ENCOUNTER FOR OPEN FRACTURE	S42364B
DX_FRACTURE	FRACTURES	DX10	S42.365A	NONDISPLACED SEGMENTAL FRACTURE OF SHAFT OF HUMERUS, LEFT ARM, INITIAL ENCOUNTER FOR CLOSED FRACTURE	S42365A
DX_FRACTURE	FRACTURES	DX10	S42.365B	NONDISPLACED SEGMENTAL FRACTURE OF SHAFT OF HUMERUS, LEFT ARM, INITIAL ENCOUNTER FOR OPEN FRACTURE	S42365B
DX_FRACTURE	FRACTURES	DX10	S42.366A	NONDISPLACED SEGMENTAL FRACTURE OF SHAFT OF HUMERUS, UNSPECIFIED ARM, INITIAL ENCOUNTER FOR CLOSED FRACTURE	S42366A
DX_FRACTURE	FRACTURES	DX10	S42.366B	NONDISPLACED SEGMENTAL FRACTURE OF SHAFT OF HUMERUS, UNSPECIFIED ARM, INITIAL ENCOUNTER FOR OPEN FRACTURE	S42366B
DX_FRACTURE	FRACTURES	DX10	S42.391A	OTHER FRACTURE OF SHAFT OF RIGHT HUMERUS, INITIAL ENCOUNTER FOR CLOSED FRACTURE	S42391A
DX_FRACTURE	FRACTURES	DX10	S42.391B	OTHER FRACTURE OF SHAFT OF RIGHT HUMERUS, INITIAL ENCOUNTER FOR OPEN FRACTURE	S42391B
DX_FRACTURE	FRACTURES	DX10	S42.392A	OTHER FRACTURE OF SHAFT OF LEFT HUMERUS, INITIAL ENCOUNTER FOR CLOSED FRACTURE	S42392A
DX_FRACTURE	FRACTURES	DX10	S42.392B	OTHER FRACTURE OF SHAFT OF LEFT HUMERUS, INITIAL ENCOUNTER FOR OPEN FRACTURE	S42392B
DX_FRACTURE	FRACTURES	DX10	S42.399A	OTHER FRACTURE OF SHAFT OF UNSPECIFIED HUMERUS, INITIAL ENCOUNTER FOR CLOSED FRACTURE	S42399A
DX_FRACTURE	FRACTURES	DX10	S42.399B	OTHER FRACTURE OF SHAFT OF UNSPECIFIED HUMERUS, INITIAL ENCOUNTER FOR OPEN FRACTURE	S42399B
DX_FRACTURE	FRACTURES	DX10	S42.401A	UNSPECIFIED FRACTURE OF LOWER END OF RIGHT HUMERUS, INITIAL ENCOUNTER FOR CLOSED FRACTURE	S42401A
DX_FRACTURE	FRACTURES	DX10	S42.401B	UNSPECIFIED FRACTURE OF LOWER END OF RIGHT HUMERUS, INITIAL ENCOUNTER FOR OPEN FRACTURE	S42401B
DX_FRACTURE	FRACTURES	DX10	S42.402A	UNSPECIFIED FRACTURE OF LOWER END OF LEFT HUMERUS, INITIAL ENCOUNTER FOR CLOSED FRACTURE	S42402A
DX_FRACTURE	FRACTURES	DX10	S42.402B	UNSPECIFIED FRACTURE OF LOWER END OF LEFT HUMERUS, INITIAL ENCOUNTER FOR OPEN FRACTURE	S42402B
DX_FRACTURE	FRACTURES	DX10	S42.409A	UNSPECIFIED FRACTURE OF LOWER END OF UNSPECIFIED HUMERUS, INITIAL ENCOUNTER FOR CLOSED FRACTURE	S42409A
DX_FRACTURE	FRACTURES	DX10	S42.409B	UNSPECIFIED FRACTURE OF LOWER END OF UNSPECIFIED HUMERUS, INITIAL ENCOUNTER FOR OPEN FRACTURE	S42409B
DX_FRACTURE	FRACTURES	DX10	S42.411A	DISPLACED SIMPLE SUPRACONDYLAR FRACTURE WITHOUT INTERCONDYLAR FRACTURE OF RIGHT HUMERUS, INITIAL ENCOUNTER FOR CLOSED FRACTURE	S42411A
DX_FRACTURE	FRACTURES	DX10	S42.411B	DISPLACED SIMPLE SUPRACONDYLAR FRACTURE WITHOUT INTERCONDYLAR FRACTURE OF RIGHT HUMERUS, INITIAL ENCOUNTER FOR OPEN FRACTURE	S42411B
DX_FRACTURE	FRACTURES	DX10	S42.412A	DISPLACED SIMPLE SUPRACONDYLAR FRACTURE WITHOUT INTERCONDYLAR FRACTURE OF LEFT HUMERUS, INITIAL ENCOUNTER FOR CLOSED FRACTURE	S42412A
DX_FRACTURE	FRACTURES	DX10	S42.412B	DISPLACED SIMPLE SUPRACONDYLAR FRACTURE WITHOUT INTERCONDYLAR FRACTURE OF LEFT HUMERUS, INITIAL ENCOUNTER FOR OPEN FRACTURE	S42412B
DX_FRACTURE	FRACTURES	DX10	S42.413A	DISPLACED SIMPLE SUPRACONDYLAR FRACTURE WITHOUT INTERCONDYLAR FRACTURE OF UNSPECIFIED HUMERUS, INITIAL ENCOUNTER FOR CLOSED FRACTURE	S42413A
DX_FRACTURE	FRACTURES	DX10	S42.413B	DISPLACED SIMPLE SUPRACONDYLAR FRACTURE WITHOUT INTERCONDYLAR FRACTURE OF UNSPECIFIED HUMERUS, INITIAL ENCOUNTER FOR OPEN FRACTURE	S42413B
DX_FRACTURE	FRACTURES	DX10	S42.414A	NONDISPLACED SIMPLE SUPRACONDYLAR FRACTURE WITHOUT INTERCONDYLAR FRACTURE OF RIGHT HUMERUS, INITIAL ENCOUNTER FOR CLOSED FRACTURE	S42414A
DX_FRACTURE	FRACTURES	DX10	S42.414B	NONDISPLACED SIMPLE SUPRACONDYLAR FRACTURE WITHOUT INTERCONDYLAR FRACTURE OF RIGHT HUMERUS, INITIAL ENCOUNTER FOR OPEN FRACTURE	S42414B
DX_FRACTURE	FRACTURES	DX10	S42.415A	NONDISPLACED SIMPLE SUPRACONDYLAR FRACTURE WITHOUT INTERCONDYLAR FRACTURE OF LEFT HUMERUS, INITIAL ENCOUNTER FOR CLOSED FRACTURE	S42415A
DX_FRACTURE	FRACTURES	DX10	S42.415B	NONDISPLACED SIMPLE SUPRACONDYLAR FRACTURE WITHOUT INTERCONDYLAR FRACTURE OF LEFT HUMERUS, INITIAL ENCOUNTER FOR OPEN FRACTURE	S42415B
DX_FRACTURE	FRACTURES	DX10	S42.416A	NONDISPLACED SIMPLE SUPRACONDYLAR FRACTURE WITHOUT INTERCONDYLAR FRACTURE OF UNSPECIFIED HUMERUS, INITIAL ENCOUNTER FOR CLOSED FRACTURE	S42416A
DX_FRACTURE	FRACTURES	DX10	S42.416B	NONDISPLACED SIMPLE SUPRACONDYLAR FRACTURE WITHOUT INTERCONDYLAR FRACTURE OF UNSPECIFIED HUMERUS, INITIAL ENCOUNTER FOR OPEN FRACTURE	S42416B
DX_FRACTURE	FRACTURES	DX10	S42.421A	DISPLACED COMMUNUTED SUPRACONDYLAR FRACTURE WITHOUT INTERCONDYLAR FRACTURE OF RIGHT HUMERUS, INITIAL ENCOUNTER FOR CLOSED FRACTURE	S42421A
DX_FRACTURE	FRACTURES	DX10	S42.421B	DISPLACED COMMUNUTED SUPRACONDYLAR FRACTURE WITHOUT INTERCONDYLAR FRACTURE OF RIGHT HUMERUS, INITIAL ENCOUNTER FOR OPEN FRACTURE	S42421B
DX_FRACTURE	FRACTURES	DX10	S42.422A	DISPLACED COMMUNUTED SUPRACONDYLAR FRACTURE WITHOUT INTERCONDYLAR FRACTURE OF LEFT HUMERUS, INITIAL ENCOUNTER FOR CLOSED FRACTURE	S42422A
DX_FRACTURE	FRACTURES	DX10	S42.422B	DISPLACED COMMUNUTED SUPRACONDYLAR FRACTURE WITHOUT INTERCONDYLAR FRACTURE OF LEFT HUMERUS, INITIAL ENCOUNTER FOR OPEN FRACTURE	S42422B
DX_FRACTURE	FRACTURES	DX10	S42.423A	DISPLACED COMMUNUTED SUPRACONDYLAR FRACTURE WITHOUT INTERCONDYLAR FRACTURE OF UNSPECIFIED HUMERUS, INITIAL ENCOUNTER FOR CLOSED FRACTURE	S42423A
DX_FRACTURE	FRACTURES	DX10	S42.423B	DISPLACED COMMUNUTED SUPRACONDYLAR FRACTURE WITHOUT INTERCONDYLAR FRACTURE OF UNSPECIFIED HUMERUS, INITIAL ENCOUNTER FOR OPEN FRACTURE	S42423B
DX_FRACTURE	FRACTURES	DX10	S42.424A	NONDISPLACED COMMUNUTED SUPRACONDYLAR FRACTURE WITHOUT INTERCONDYLAR FRACTURE OF RIGHT HUMERUS, INITIAL ENCOUNTER FOR CLOSED FRACTURE	S42424A
DX_FRACTURE	FRACTURES	DX10	S42.424B	NONDISPLACED COMMUNUTED SUPRACONDYLAR FRACTURE WITHOUT INTERCONDYLAR FRACTURE OF RIGHT HUMERUS, INITIAL ENCOUNTER FOR OPEN FRACTURE	S42424B
DX_FRACTURE	FRACTURES	DX10	S42.425A	NONDISPLACED COMMUNUTED SUPRACONDYLAR FRACTURE WITHOUT INTERCONDYLAR FRACTURE OF LEFT HUMERUS, INITIAL ENCOUNTER FOR CLOSED FRACTURE	S42425A
DX_FRACTURE	FRACTURES	DX10	S42.425B	NONDISPLACED COMMUNUTED SUPRACONDYLAR FRACTURE WITHOUT INTERCONDYLAR FRACTURE OF LEFT HUMERUS, INITIAL ENCOUNTER FOR OPEN FRACTURE	S42425B
DX_FRACTURE	FRACTURES	DX10	S42.426A	NONDISPLACED COMMUNUTED SUPRACONDYLAR FRACTURE WITHOUT INTERCONDYLAR FRACTURE OF UNSPECIFIED HUMERUS, INITIAL ENCOUNTER FOR CLOSED FRACTURE	S42426A
DX_FRACTURE	FRACTURES	DX10	S42.426B	NONDISPLACED COMMUNUTED SUPRACONDYLAR FRACTURE WITHOUT INTERCONDYLAR FRACTURE OF UNSPECIFIED HUMERUS, INITIAL ENCOUNTER FOR OPEN FRACTURE	S42426B

Boehringer Ingelheim
Statistical and Epidemiological Analysis Plan (SEAP) for Non-Interventional Study
(NIS)
BI Study Number 1245-0228

Proprietary confidential information © 2023 Boehringer Ingelheim International GmbH or one or more of its affiliated companies

DX_FRACTURE	FRACTURES	DX10	S42.431A	DISPLACED FRACTURE (AVULSION) OF LATERAL EPICONDYLE OF RIGHT HUMERUS, INITIAL ENCOUNTER FOR CLOSED FRACTURE	S42431A
DX_FRACTURE	FRACTURES	DX10	S42.431B	DISPLACED FRACTURE (AVULSION) OF LATERAL EPICONDYLE OF RIGHT HUMERUS, INITIAL ENCOUNTER FOR OPEN FRACTURE	S42431B
DX_FRACTURE	FRACTURES	DX10	S42.432A	DISPLACED FRACTURE (AVULSION) OF LATERAL EPICONDYLE OF LEFT HUMERUS, INITIAL ENCOUNTER FOR CLOSED FRACTURE	S42432A
DX_FRACTURE	FRACTURES	DX10	S42.432B	DISPLACED FRACTURE (AVULSION) OF LATERAL EPICONDYLE OF LEFT HUMERUS, INITIAL ENCOUNTER FOR OPEN FRACTURE	S42432B
DX_FRACTURE	FRACTURES	DX10	S42.433A	DISPLACED FRACTURE (AVULSION) OF LATERAL EPICONDYLE OF UNSPECIFIED HUMERUS, INITIAL ENCOUNTER FOR CLOSED FRACTURE	S42433A
DX_FRACTURE	FRACTURES	DX10	S42.433B	DISPLACED FRACTURE (AVULSION) OF LATERAL EPICONDYLE OF UNSPECIFIED HUMERUS, INITIAL ENCOUNTER FOR OPEN FRACTURE	S42433B
DX_FRACTURE	FRACTURES	DX10	S42.434A	NONDISPLACED FRACTURE (AVULSION) OF LATERAL EPICONDYLE OF RIGHT HUMERUS, INITIAL ENCOUNTER FOR CLOSED FRACTURE	S42434A
DX_FRACTURE	FRACTURES	DX10	S42.434B	NONDISPLACED FRACTURE (AVULSION) OF LATERAL EPICONDYLE OF RIGHT HUMERUS, INITIAL ENCOUNTER FOR OPEN FRACTURE	S42434B
DX_FRACTURE	FRACTURES	DX10	S42.435A	NONDISPLACED FRACTURE (AVULSION) OF LATERAL EPICONDYLE OF LEFT HUMERUS, INITIAL ENCOUNTER FOR CLOSED FRACTURE	S42435A
DX_FRACTURE	FRACTURES	DX10	S42.435B	NONDISPLACED FRACTURE (AVULSION) OF LATERAL EPICONDYLE OF LEFT HUMERUS, INITIAL ENCOUNTER FOR OPEN FRACTURE	S42435B
DX_FRACTURE	FRACTURES	DX10	S42.436A	NONDISPLACED FRACTURE (AVULSION) OF LATERAL EPICONDYLE OF UNSPECIFIED HUMERUS, INITIAL ENCOUNTER FOR CLOSED FRACTURE	S42436A
DX_FRACTURE	FRACTURES	DX10	S42.436B	NONDISPLACED FRACTURE (AVULSION) OF LATERAL EPICONDYLE OF UNSPECIFIED HUMERUS, INITIAL ENCOUNTER FOR OPEN FRACTURE	S42436B
DX_FRACTURE	FRACTURES	DX10	S42.441A	DISPLACED FRACTURE (AVULSION) OF MEDIAL EPICONDYLE OF RIGHT HUMERUS, INITIAL ENCOUNTER FOR CLOSED FRACTURE	S42441A
DX_FRACTURE	FRACTURES	DX10	S42.441B	DISPLACED FRACTURE (AVULSION) OF MEDIAL EPICONDYLE OF RIGHT HUMERUS, INITIAL ENCOUNTER FOR OPEN FRACTURE	S42441B
DX_FRACTURE	FRACTURES	DX10	S42.442A	DISPLACED FRACTURE (AVULSION) OF MEDIAL EPICONDYLE OF LEFT HUMERUS, INITIAL ENCOUNTER FOR CLOSED FRACTURE	S42442A
DX_FRACTURE	FRACTURES	DX10	S42.442B	DISPLACED FRACTURE (AVULSION) OF MEDIAL EPICONDYLE OF LEFT HUMERUS, INITIAL ENCOUNTER FOR OPEN FRACTURE	S42442B
DX_FRACTURE	FRACTURES	DX10	S42.443A	DISPLACED FRACTURE (AVULSION) OF MEDIAL EPICONDYLE OF UNSPECIFIED HUMERUS, INITIAL ENCOUNTER FOR CLOSED FRACTURE	S42443A
DX_FRACTURE	FRACTURES	DX10	S42.443B	DISPLACED FRACTURE (AVULSION) OF MEDIAL EPICONDYLE OF UNSPECIFIED HUMERUS, INITIAL ENCOUNTER FOR OPEN FRACTURE	S42443B
DX_FRACTURE	FRACTURES	DX10	S42.444A	NONDISPLACED FRACTURE (AVULSION) OF MEDIAL EPICONDYLE OF RIGHT HUMERUS, INITIAL ENCOUNTER FOR CLOSED FRACTURE	S42444A
DX_FRACTURE	FRACTURES	DX10	S42.444B	NONDISPLACED FRACTURE (AVULSION) OF MEDIAL EPICONDYLE OF RIGHT HUMERUS, INITIAL ENCOUNTER FOR OPEN FRACTURE	S42444B
DX_FRACTURE	FRACTURES	DX10	S42.445A	NONDISPLACED FRACTURE (AVULSION) OF MEDIAL EPICONDYLE OF LEFT HUMERUS, INITIAL ENCOUNTER FOR CLOSED FRACTURE	S42445A
DX_FRACTURE	FRACTURES	DX10	S42.445B	NONDISPLACED FRACTURE (AVULSION) OF MEDIAL EPICONDYLE OF LEFT HUMERUS, INITIAL ENCOUNTER FOR OPEN FRACTURE	S42445B
DX_FRACTURE	FRACTURES	DX10	S42.446A	NONDISPLACED FRACTURE (AVULSION) OF MEDIAL EPICONDYLE OF UNSPECIFIED HUMERUS, INITIAL ENCOUNTER FOR CLOSED FRACTURE	S42446A
DX_FRACTURE	FRACTURES	DX10	S42.446B	NONDISPLACED FRACTURE (AVULSION) OF MEDIAL EPICONDYLE OF UNSPECIFIED HUMERUS, INITIAL ENCOUNTER FOR OPEN FRACTURE	S42446B
DX_FRACTURE	FRACTURES	DX10	S42.447A	INCARCERATED FRACTURE (AVULSION) OF MEDIAL EPICONDYLE OF RIGHT HUMERUS, INITIAL ENCOUNTER FOR CLOSED FRACTURE	S42447A
DX_FRACTURE	FRACTURES	DX10	S42.447B	INCARCERATED FRACTURE (AVULSION) OF MEDIAL EPICONDYLE OF RIGHT HUMERUS, INITIAL ENCOUNTER FOR OPEN FRACTURE	S42447B
DX_FRACTURE	FRACTURES	DX10	S42.448A	INCARCERATED FRACTURE (AVULSION) OF MEDIAL EPICONDYLE OF LEFT HUMERUS, INITIAL ENCOUNTER FOR CLOSED FRACTURE	S42448A
DX_FRACTURE	FRACTURES	DX10	S42.448B	INCARCERATED FRACTURE (AVULSION) OF MEDIAL EPICONDYLE OF LEFT HUMERUS, INITIAL ENCOUNTER FOR OPEN FRACTURE	S42448B
DX_FRACTURE	FRACTURES	DX10	S42.449A	INCARCERATED FRACTURE (AVULSION) OF MEDIAL EPICONDYLE OF UNSPECIFIED HUMERUS, INITIAL ENCOUNTER FOR CLOSED FRACTURE	S42449A
DX_FRACTURE	FRACTURES	DX10	S42.449B	INCARCERATED FRACTURE (AVULSION) OF MEDIAL EPICONDYLE OF UNSPECIFIED HUMERUS, INITIAL ENCOUNTER FOR OPEN FRACTURE	S42449B
DX_FRACTURE	FRACTURES	DX10	S42.451A	DISPLACED FRACTURE OF LATERAL CONDYLE OF RIGHT HUMERUS, INITIAL ENCOUNTER FOR CLOSED FRACTURE	S42451A
DX_FRACTURE	FRACTURES	DX10	S42.451B	DISPLACED FRACTURE OF LATERAL CONDYLE OF RIGHT HUMERUS, INITIAL ENCOUNTER FOR OPEN FRACTURE	S42451B
DX_FRACTURE	FRACTURES	DX10	S42.452A	DISPLACED FRACTURE OF LATERAL CONDYLE OF LEFT HUMERUS, INITIAL ENCOUNTER FOR CLOSED FRACTURE	S42452A
DX_FRACTURE	FRACTURES	DX10	S42.452B	DISPLACED FRACTURE OF LATERAL CONDYLE OF LEFT HUMERUS, INITIAL ENCOUNTER FOR OPEN FRACTURE	S42452B
DX_FRACTURE	FRACTURES	DX10	S42.453A	DISPLACED FRACTURE OF LATERAL CONDYLE OF UNSPECIFIED HUMERUS, INITIAL ENCOUNTER FOR CLOSED FRACTURE	S42453A
DX_FRACTURE	FRACTURES	DX10	S42.453B	DISPLACED FRACTURE OF LATERAL CONDYLE OF UNSPECIFIED HUMERUS, INITIAL ENCOUNTER FOR OPEN FRACTURE	S42453B
DX_FRACTURE	FRACTURES	DX10	S42.454A	NONDISPLACED FRACTURE OF LATERAL CONDYLE OF RIGHT HUMERUS, INITIAL ENCOUNTER FOR CLOSED FRACTURE	S42454A
DX_FRACTURE	FRACTURES	DX10	S42.454B	NONDISPLACED FRACTURE OF LATERAL CONDYLE OF RIGHT HUMERUS, INITIAL ENCOUNTER FOR OPEN FRACTURE	S42454B
DX_FRACTURE	FRACTURES	DX10	S42.455A	NONDISPLACED FRACTURE OF LATERAL CONDYLE OF LEFT HUMERUS, INITIAL ENCOUNTER FOR CLOSED FRACTURE	S42455A
DX_FRACTURE	FRACTURES	DX10	S42.455B	NONDISPLACED FRACTURE OF LATERAL CONDYLE OF LEFT HUMERUS, INITIAL ENCOUNTER FOR OPEN FRACTURE	S42455B
DX_FRACTURE	FRACTURES	DX10	S42.456A	NONDISPLACED FRACTURE OF LATERAL CONDYLE OF UNSPECIFIED HUMERUS, INITIAL ENCOUNTER FOR CLOSED FRACTURE	S42456A
DX_FRACTURE	FRACTURES	DX10	S42.456B	NONDISPLACED FRACTURE OF LATERAL CONDYLE OF UNSPECIFIED HUMERUS, INITIAL ENCOUNTER FOR OPEN FRACTURE	S42456B
DX_FRACTURE	FRACTURES	DX10	S42.461A	DISPLACED FRACTURE OF MEDIAL CONDYLE OF RIGHT HUMERUS, INITIAL ENCOUNTER FOR CLOSED FRACTURE	S42461A
DX_FRACTURE	FRACTURES	DX10	S42.461B	DISPLACED FRACTURE OF MEDIAL CONDYLE OF RIGHT HUMERUS, INITIAL ENCOUNTER FOR OPEN FRACTURE	S42461B
DX_FRACTURE	FRACTURES	DX10	S42.462A	DISPLACED FRACTURE OF MEDIAL CONDYLE OF LEFT HUMERUS, INITIAL ENCOUNTER FOR CLOSED FRACTURE	S42462A
DX_FRACTURE	FRACTURES	DX10	S42.462B	DISPLACED FRACTURE OF MEDIAL CONDYLE OF LEFT HUMERUS, INITIAL ENCOUNTER FOR OPEN FRACTURE	S42462B
DX_FRACTURE	FRACTURES	DX10	S42.463A	DISPLACED FRACTURE OF MEDIAL CONDYLE OF UNSPECIFIED HUMERUS, INITIAL ENCOUNTER FOR CLOSED FRACTURE	S42463A
DX_FRACTURE	FRACTURES	DX10	S42.463B	DISPLACED FRACTURE OF MEDIAL CONDYLE OF UNSPECIFIED HUMERUS, INITIAL ENCOUNTER FOR OPEN FRACTURE	S42463B

Boehringer Ingelheim
Statistical and Epidemiological Analysis Plan (SEAP) for Non-Interventional Study
(NIS)
BI Study Number 1245-0228

Proprietary confidential information © 2023 Boehringer Ingelheim International GmbH or one or more of its affiliated companies

DX_FRACTURE	FRACTURES	DX10	S42.464A	NONDISPLACED FRACTURE OF MEDIAL CONDYLE OF RIGHT HUMERUS, INITIAL ENCOUNTER FOR CLOSED FRACTURE	S42464A
DX_FRACTURE	FRACTURES	DX10	S42.464B	NONDISPLACED FRACTURE OF MEDIAL CONDYLE OF RIGHT HUMERUS, INITIAL ENCOUNTER FOR OPEN FRACTURE	S42464B
DX_FRACTURE	FRACTURES	DX10	S42.465A	NONDISPLACED FRACTURE OF MEDIAL CONDYLE OF LEFT HUMERUS, INITIAL ENCOUNTER FOR CLOSED FRACTURE	S42465A
DX_FRACTURE	FRACTURES	DX10	S42.465B	NONDISPLACED FRACTURE OF MEDIAL CONDYLE OF LEFT HUMERUS, INITIAL ENCOUNTER FOR OPEN FRACTURE	S42465B
DX_FRACTURE	FRACTURES	DX10	S42.466A	NONDISPLACED FRACTURE OF MEDIAL CONDYLE OF UNSPECIFIED HUMERUS, INITIAL ENCOUNTER FOR CLOSED FRACTURE	S42466A
DX_FRACTURE	FRACTURES	DX10	S42.466B	NONDISPLACED FRACTURE OF MEDIAL CONDYLE OF UNSPECIFIED HUMERUS, INITIAL ENCOUNTER FOR OPEN FRACTURE	S42466B
DX_FRACTURE	FRACTURES	DX10	S42.471A	DISPLACED TRANSCONDYLAR FRACTURE OF RIGHT HUMERUS, INITIAL ENCOUNTER FOR CLOSED FRACTURE	S42471A
DX_FRACTURE	FRACTURES	DX10	S42.471B	DISPLACED TRANSCONDYLAR FRACTURE OF RIGHT HUMERUS, INITIAL ENCOUNTER FOR OPEN FRACTURE	S42471B
DX_FRACTURE	FRACTURES	DX10	S42.472A	DISPLACED TRANSCONDYLAR FRACTURE OF LEFT HUMERUS, INITIAL ENCOUNTER FOR CLOSED FRACTURE	S42472A
DX_FRACTURE	FRACTURES	DX10	S42.472B	DISPLACED TRANSCONDYLAR FRACTURE OF LEFT HUMERUS, INITIAL ENCOUNTER FOR OPEN FRACTURE	S42472B
DX_FRACTURE	FRACTURES	DX10	S42.473A	DISPLACED TRANSCONDYLAR FRACTURE OF UNSPECIFIED HUMERUS, INITIAL ENCOUNTER FOR CLOSED FRACTURE	S42473A
DX_FRACTURE	FRACTURES	DX10	S42.473B	DISPLACED TRANSCONDYLAR FRACTURE OF UNSPECIFIED HUMERUS, INITIAL ENCOUNTER FOR OPEN FRACTURE	S42473B
DX_FRACTURE	FRACTURES	DX10	S42.474A	NONDISPLACED TRANSCONDYLAR FRACTURE OF RIGHT HUMERUS, INITIAL ENCOUNTER FOR CLOSED FRACTURE	S42474A
DX_FRACTURE	FRACTURES	DX10	S42.474B	NONDISPLACED TRANSCONDYLAR FRACTURE OF RIGHT HUMERUS, INITIAL ENCOUNTER FOR OPEN FRACTURE	S42474B
DX_FRACTURE	FRACTURES	DX10	S42.475A	NONDISPLACED TRANSCONDYLAR FRACTURE OF LEFT HUMERUS, INITIAL ENCOUNTER FOR CLOSED FRACTURE	S42475A
DX_FRACTURE	FRACTURES	DX10	S42.475B	NONDISPLACED TRANSCONDYLAR FRACTURE OF LEFT HUMERUS, INITIAL ENCOUNTER FOR OPEN FRACTURE	S42475B
DX_FRACTURE	FRACTURES	DX10	S42.476A	NONDISPLACED TRANSCONDYLAR FRACTURE OF UNSPECIFIED HUMERUS, INITIAL ENCOUNTER FOR CLOSED FRACTURE	S42476A
DX_FRACTURE	FRACTURES	DX10	S42.476B	NONDISPLACED TRANSCONDYLAR FRACTURE OF UNSPECIFIED HUMERUS, INITIAL ENCOUNTER FOR OPEN FRACTURE	S42476B
DX_FRACTURE	FRACTURES	DX10	S42.481A	TORUS FRACTURE OF LOWER END OF RIGHT HUMERUS, INITIAL ENCOUNTER FOR CLOSED FRACTURE	S42481A
DX_FRACTURE	FRACTURES	DX10	S42.482A	TORUS FRACTURE OF LOWER END OF LEFT HUMERUS, INITIAL ENCOUNTER FOR CLOSED FRACTURE	S42482A
DX_FRACTURE	FRACTURES	DX10	S42.489A	TORUS FRACTURE OF LOWER END OF UNSPECIFIED HUMERUS, INITIAL ENCOUNTER FOR CLOSED FRACTURE	S42489A
DX_FRACTURE	FRACTURES	DX10	S42.491A	OTHER DISPLACED FRACTURE OF LOWER END OF RIGHT HUMERUS, INITIAL ENCOUNTER FOR CLOSED FRACTURE	S42491A
DX_FRACTURE	FRACTURES	DX10	S42.491B	OTHER DISPLACED FRACTURE OF LOWER END OF RIGHT HUMERUS, INITIAL ENCOUNTER FOR OPEN FRACTURE	S42491B
DX_FRACTURE	FRACTURES	DX10	S42.492A	OTHER DISPLACED FRACTURE OF LOWER END OF LEFT HUMERUS, INITIAL ENCOUNTER FOR CLOSED FRACTURE	S42492A
DX_FRACTURE	FRACTURES	DX10	S42.492B	OTHER DISPLACED FRACTURE OF LOWER END OF LEFT HUMERUS, INITIAL ENCOUNTER FOR OPEN FRACTURE	S42492B
DX_FRACTURE	FRACTURES	DX10	S42.493A	OTHER DISPLACED FRACTURE OF LOWER END OF UNSPECIFIED HUMERUS, INITIAL ENCOUNTER FOR CLOSED FRACTURE	S42493A
DX_FRACTURE	FRACTURES	DX10	S42.493B	OTHER DISPLACED FRACTURE OF LOWER END OF UNSPECIFIED HUMERUS, INITIAL ENCOUNTER FOR OPEN FRACTURE	S42493B
DX_FRACTURE	FRACTURES	DX10	S42.494A	OTHER NONDISPLACED FRACTURE OF LOWER END OF RIGHT HUMERUS, INITIAL ENCOUNTER FOR CLOSED FRACTURE	S42494A
DX_FRACTURE	FRACTURES	DX10	S42.494B	OTHER NONDISPLACED FRACTURE OF LOWER END OF RIGHT HUMERUS, INITIAL ENCOUNTER FOR OPEN FRACTURE	S42494B
DX_FRACTURE	FRACTURES	DX10	S42.495A	OTHER NONDISPLACED FRACTURE OF LOWER END OF LEFT HUMERUS, INITIAL ENCOUNTER FOR CLOSED FRACTURE	S42495A
DX_FRACTURE	FRACTURES	DX10	S42.495B	OTHER NONDISPLACED FRACTURE OF LOWER END OF LEFT HUMERUS, INITIAL ENCOUNTER FOR OPEN FRACTURE	S42495B
DX_FRACTURE	FRACTURES	DX10	S42.496A	OTHER NONDISPLACED FRACTURE OF LOWER END OF UNSPECIFIED HUMERUS, INITIAL ENCOUNTER FOR CLOSED FRACTURE	S42496A
DX_FRACTURE	FRACTURES	DX10	S42.496B	OTHER NONDISPLACED FRACTURE OF LOWER END OF UNSPECIFIED HUMERUS, INITIAL ENCOUNTER FOR OPEN FRACTURE	S42496B
DX_FRACTURE	FRACTURES	DX10	S42.90XA	FRACTURE OF UNSPECIFIED SHOULDER GIRDLE, PART UNSPECIFIED, INITIAL ENCOUNTER FOR CLOSED FRACTURE	S4290XA
DX_FRACTURE	FRACTURES	DX10	S42.90XB	FRACTURE OF UNSPECIFIED SHOULDER GIRDLE, PART UNSPECIFIED, INITIAL ENCOUNTER FOR OPEN FRACTURE	S4290XB
DX_FRACTURE	FRACTURES	DX10	S42.90XG	FRACTURE OF UNSPECIFIED SHOULDER GIRDLE, PART UNSPECIFIED, SUBSEQUENT ENCOUNTER FOR FRACTURE WITH DELAYED HEALING	S4290XG
DX_FRACTURE	FRACTURES	DX10	S42.91XA	FRACTURE OF RIGHT SHOULDER GIRDLE, PART UNSPECIFIED, INITIAL ENCOUNTER FOR CLOSED FRACTURE	S4291XA
DX_FRACTURE	FRACTURES	DX10	S42.91XB	FRACTURE OF RIGHT SHOULDER GIRDLE, PART UNSPECIFIED, INITIAL ENCOUNTER FOR OPEN FRACTURE	S4291XB
DX_FRACTURE	FRACTURES	DX10	S42.91XG	FRACTURE OF RIGHT SHOULDER GIRDLE, PART UNSPECIFIED, SUBSEQUENT ENCOUNTER FOR FRACTURE WITH DELAYED HEALING	S4291XG
DX_FRACTURE	FRACTURES	DX10	S42.91XP	FRACTURE OF RIGHT SHOULDER GIRDLE, PART UNSPECIFIED, SUBSEQUENT ENCOUNTER FOR FRACTURE WITH MALUNION	S4291XP
DX_FRACTURE	FRACTURES	DX10	S42.91XS	FRACTURE OF RIGHT SHOULDER GIRDLE, PART UNSPECIFIED, SEQUELA	S4291XS
DX_FRACTURE	FRACTURES	DX10	S42.92XA	FRACTURE OF LEFT SHOULDER GIRDLE, PART UNSPECIFIED, INITIAL ENCOUNTER FOR CLOSED FRACTURE	S4292XA
DX_FRACTURE	FRACTURES	DX10	S42.92XB	FRACTURE OF LEFT SHOULDER GIRDLE, PART UNSPECIFIED, INITIAL ENCOUNTER FOR OPEN FRACTURE	S4292XB
DX_FRACTURE	FRACTURES	DX10	S42.92XD	FRACTURE OF LEFT SHOULDER GIRDLE, PART UNSPECIFIED, SUBSEQUENT ENCOUNTER FOR FRACTURE WITH ROUTINE HEALING	S4292XD
DX_FRACTURE	FRACTURES	DX10	S42.92XG	FRACTURE OF LEFT SHOULDER GIRDLE, PART UNSPECIFIED, SUBSEQUENT ENCOUNTER FOR FRACTURE WITH DELAYED HEALING	S4292XG
DX_FRACTURE	FRACTURES	DX10	S52.001A	UNSPECIFIED FRACTURE OF UPPER END OF RIGHT ULNA, INITIAL ENCOUNTER FOR CLOSED FRACTURE	S52001A
DX_FRACTURE	FRACTURES	DX10	S52.001B	UNSPECIFIED FRACTURE OF UPPER END OF RIGHT ULNA, INITIAL ENCOUNTER FOR OPEN FRACTURE TYPE I OR II	S52001B
DX_FRACTURE	FRACTURES	DX10	S52.001C	UNSPECIFIED FRACTURE OF UPPER END OF RIGHT ULNA, INITIAL ENCOUNTER FOR OPEN FRACTURE TYPE IIIA, IIIB, OR IIIC	S52001C

Boehringer Ingelheim
Statistical and Epidemiological Analysis Plan (SEAP) for Non-Interventional Study
(NIS)
BI Study Number 1245-0228

Proprietary confidential information © 2023 Boehringer Ingelheim International GmbH or one or more of its affiliated companies

DX_FRACTURE	FRACTURES	DX10	S52.002A	UNSPECIFIED FRACTURE OF UPPER END OF LEFT ULNA, INITIAL ENCOUNTER FOR CLOSED FRACTURE	S52002A
DX_FRACTURE	FRACTURES	DX10	S52.002B	UNSPECIFIED FRACTURE OF UPPER END OF LEFT ULNA, INITIAL ENCOUNTER FOR OPEN FRACTURE TYPE I OR II	S52002B
DX_FRACTURE	FRACTURES	DX10	S52.002C	UNSPECIFIED FRACTURE OF UPPER END OF LEFT ULNA, INITIAL ENCOUNTER FOR OPEN FRACTURE TYPE IIIA, IIIB, OR IIIC	S52002C
DX_FRACTURE	FRACTURES	DX10	S52.009A	UNSPECIFIED FRACTURE OF UPPER END OF UNSPECIFIED ULNA, INITIAL ENCOUNTER FOR CLOSED FRACTURE	S52009A
DX_FRACTURE	FRACTURES	DX10	S52.009B	UNSPECIFIED FRACTURE OF UPPER END OF UNSPECIFIED ULNA, INITIAL ENCOUNTER FOR OPEN FRACTURE TYPE I OR II	S52009B
DX_FRACTURE	FRACTURES	DX10	S52.009C	UNSPECIFIED FRACTURE OF UPPER END OF UNSPECIFIED ULNA, INITIAL ENCOUNTER FOR OPEN FRACTURE TYPE IIIA, IIIB, OR IIIC	S52009C
DX_FRACTURE	FRACTURES	DX10	S52.011A	TORUS FRACTURE OF UPPER END OF RIGHT ULNA, INITIAL ENCOUNTER FOR CLOSED FRACTURE	S52011A
DX_FRACTURE	FRACTURES	DX10	S52.012A	TORUS FRACTURE OF UPPER END OF LEFT ULNA, INITIAL ENCOUNTER FOR CLOSED FRACTURE	S52012A
DX_FRACTURE	FRACTURES	DX10	S52.019A	TORUS FRACTURE OF UPPER END OF UNSPECIFIED ULNA, INITIAL ENCOUNTER FOR CLOSED FRACTURE	S52019A
DX_FRACTURE	FRACTURES	DX10	S52.021A	DISPLACED FRACTURE OF OLECRANON PROCESS WITHOUT INTRAARTICULAR EXTENSION OF RIGHT ULNA, INITIAL ENCOUNTER FOR CLOSED FRACTURE	S52021A
DX_FRACTURE	FRACTURES	DX10	S52.021B	DISPLACED FRACTURE OF OLECRANON PROCESS WITHOUT INTRAARTICULAR EXTENSION OF RIGHT ULNA, INITIAL ENCOUNTER FOR OPEN FRACTURE TYPE I OR II	S52021B
DX_FRACTURE	FRACTURES	DX10	S52.021C	DISPLACED FRACTURE OF OLECRANON PROCESS WITHOUT INTRAARTICULAR EXTENSION OF RIGHT ULNA, INITIAL ENCOUNTER FOR OPEN FRACTURE TYPE IIIA, IIIB, OR IIIC	S52021C
DX_FRACTURE	FRACTURES	DX10	S52.022A	DISPLACED FRACTURE OF OLECRANON PROCESS WITHOUT INTRAARTICULAR EXTENSION OF LEFT ULNA, INITIAL ENCOUNTER FOR CLOSED FRACTURE	S52022A
DX_FRACTURE	FRACTURES	DX10	S52.022B	DISPLACED FRACTURE OF OLECRANON PROCESS WITHOUT INTRAARTICULAR EXTENSION OF LEFT ULNA, INITIAL ENCOUNTER FOR OPEN FRACTURE TYPE I OR II	S52022B
DX_FRACTURE	FRACTURES	DX10	S52.022C	DISPLACED FRACTURE OF OLECRANON PROCESS WITHOUT INTRAARTICULAR EXTENSION OF LEFT ULNA, INITIAL ENCOUNTER FOR OPEN FRACTURE TYPE IIIA, IIIB, OR IIIC	S52022C
DX_FRACTURE	FRACTURES	DX10	S52.023A	DISPLACED FRACTURE OF OLECRANON PROCESS WITHOUT INTRAARTICULAR EXTENSION OF UNSPECIFIED ULNA, INITIAL ENCOUNTER FOR CLOSED FRACTURE	S52023A
DX_FRACTURE	FRACTURES	DX10	S52.023B	DISPLACED FRACTURE OF OLECRANON PROCESS WITHOUT INTRAARTICULAR EXTENSION OF UNSPECIFIED ULNA, INITIAL ENCOUNTER FOR OPEN FRACTURE TYPE I OR II	S52023B
DX_FRACTURE	FRACTURES	DX10	S52.023C	DISPLACED FRACTURE OF OLECRANON PROCESS WITHOUT INTRAARTICULAR EXTENSION OF UNSPECIFIED ULNA, INITIAL ENCOUNTER FOR OPEN FRACTURE TYPE IIIA, IIIB, OR IIIC	S52023C
DX_FRACTURE	FRACTURES	DX10	S52.024A	NONDISPLACED FRACTURE OF OLECRANON PROCESS WITHOUT INTRAARTICULAR EXTENSION OF RIGHT ULNA, INITIAL ENCOUNTER FOR CLOSED FRACTURE	S52024A
DX_FRACTURE	FRACTURES	DX10	S52.024B	NONDISPLACED FRACTURE OF OLECRANON PROCESS WITHOUT INTRAARTICULAR EXTENSION OF RIGHT ULNA, INITIAL ENCOUNTER FOR OPEN FRACTURE TYPE I OR II	S52024B
DX_FRACTURE	FRACTURES	DX10	S52.024C	NONDISPLACED FRACTURE OF OLECRANON PROCESS WITHOUT INTRAARTICULAR EXTENSION OF RIGHT ULNA, INITIAL ENCOUNTER FOR OPEN FRACTURE TYPE IIIA, IIIB, OR IIIC	S52024C
DX_FRACTURE	FRACTURES	DX10	S52.025A	NONDISPLACED FRACTURE OF OLECRANON PROCESS WITHOUT INTRAARTICULAR EXTENSION OF LEFT ULNA, INITIAL ENCOUNTER FOR CLOSED FRACTURE	S52025A
DX_FRACTURE	FRACTURES	DX10	S52.025B	NONDISPLACED FRACTURE OF OLECRANON PROCESS WITHOUT INTRAARTICULAR EXTENSION OF LEFT ULNA, INITIAL ENCOUNTER FOR OPEN FRACTURE TYPE I OR II	S52025B
DX_FRACTURE	FRACTURES	DX10	S52.025C	NONDISPLACED FRACTURE OF OLECRANON PROCESS WITHOUT INTRAARTICULAR EXTENSION OF LEFT ULNA, INITIAL ENCOUNTER FOR OPEN FRACTURE TYPE IIIA, IIIB, OR IIIC	S52025C
DX_FRACTURE	FRACTURES	DX10	S52.026A	NONDISPLACED FRACTURE OF OLECRANON PROCESS WITHOUT INTRAARTICULAR EXTENSION OF UNSPECIFIED ULNA, INITIAL ENCOUNTER FOR CLOSED FRACTURE	S52026A
DX_FRACTURE	FRACTURES	DX10	S52.026B	NONDISPLACED FRACTURE OF OLECRANON PROCESS WITHOUT INTRAARTICULAR EXTENSION OF UNSPECIFIED ULNA, INITIAL ENCOUNTER FOR OPEN FRACTURE TYPE I OR II	S52026B
DX_FRACTURE	FRACTURES	DX10	S52.026C	NONDISPLACED FRACTURE OF OLECRANON PROCESS WITHOUT INTRAARTICULAR EXTENSION OF UNSPECIFIED ULNA, INITIAL ENCOUNTER FOR OPEN FRACTURE TYPE IIIA, IIIB, OR IIIC	S52026C
DX_FRACTURE	FRACTURES	DX10	S52.031A	DISPLACED FRACTURE OF OLECRANON PROCESS WITH INTRAARTICULAR EXTENSION OF RIGHT ULNA, INITIAL ENCOUNTER FOR CLOSED FRACTURE	S52031A
DX_FRACTURE	FRACTURES	DX10	S52.031B	DISPLACED FRACTURE OF OLECRANON PROCESS WITH INTRAARTICULAR EXTENSION OF RIGHT ULNA, INITIAL ENCOUNTER FOR OPEN FRACTURE TYPE I OR II	S52031B
DX_FRACTURE	FRACTURES	DX10	S52.031C	DISPLACED FRACTURE OF OLECRANON PROCESS WITH INTRAARTICULAR EXTENSION OF RIGHT ULNA, INITIAL ENCOUNTER FOR OPEN FRACTURE TYPE IIIA, IIIB, OR IIIC	S52031C
DX_FRACTURE	FRACTURES	DX10	S52.032A	DISPLACED FRACTURE OF OLECRANON PROCESS WITH INTRAARTICULAR EXTENSION OF LEFT ULNA, INITIAL ENCOUNTER FOR CLOSED FRACTURE	S52032A
DX_FRACTURE	FRACTURES	DX10	S52.032B	DISPLACED FRACTURE OF OLECRANON PROCESS WITH INTRAARTICULAR EXTENSION OF LEFT ULNA, INITIAL ENCOUNTER FOR OPEN FRACTURE TYPE I OR II	S52032B
DX_FRACTURE	FRACTURES	DX10	S52.032C	DISPLACED FRACTURE OF OLECRANON PROCESS WITH INTRAARTICULAR EXTENSION OF LEFT ULNA, INITIAL ENCOUNTER FOR OPEN FRACTURE TYPE IIIA, IIIB, OR IIIC	S52032C
DX_FRACTURE	FRACTURES	DX10	S52.033A	DISPLACED FRACTURE OF OLECRANON PROCESS WITH INTRAARTICULAR EXTENSION OF UNSPECIFIED ULNA, INITIAL ENCOUNTER FOR CLOSED FRACTURE	S52033A
DX_FRACTURE	FRACTURES	DX10	S52.033B	DISPLACED FRACTURE OF OLECRANON PROCESS WITH INTRAARTICULAR EXTENSION OF UNSPECIFIED ULNA, INITIAL ENCOUNTER FOR OPEN FRACTURE TYPE I OR II	S52033B
DX_FRACTURE	FRACTURES	DX10	S52.033C	DISPLACED FRACTURE OF OLECRANON PROCESS WITH INTRAARTICULAR EXTENSION OF UNSPECIFIED ULNA, INITIAL ENCOUNTER FOR OPEN FRACTURE TYPE IIIA, IIIB, OR IIIC	S52033C
DX_FRACTURE	FRACTURES	DX10	S52.034A	NONDISPLACED FRACTURE OF OLECRANON PROCESS WITH INTRAARTICULAR EXTENSION OF RIGHT ULNA, INITIAL ENCOUNTER FOR CLOSED FRACTURE	S52034A
DX_FRACTURE	FRACTURES	DX10	S52.034B	NONDISPLACED FRACTURE OF OLECRANON PROCESS WITH INTRAARTICULAR EXTENSION OF RIGHT ULNA, INITIAL ENCOUNTER FOR OPEN FRACTURE TYPE I OR II	S52034B
DX_FRACTURE	FRACTURES	DX10	S52.034C	NONDISPLACED FRACTURE OF OLECRANON PROCESS WITH INTRAARTICULAR EXTENSION OF RIGHT ULNA, INITIAL ENCOUNTER FOR OPEN FRACTURE TYPE IIIA, IIIB, OR IIIC	S52034C
DX_FRACTURE	FRACTURES	DX10	S52.035A	NONDISPLACED FRACTURE OF OLECRANON PROCESS WITH INTRAARTICULAR EXTENSION OF LEFT ULNA, INITIAL ENCOUNTER FOR CLOSED FRACTURE	S52035A
DX_FRACTURE	FRACTURES	DX10	S52.035B	NONDISPLACED FRACTURE OF OLECRANON PROCESS WITH INTRAARTICULAR EXTENSION OF LEFT ULNA, INITIAL ENCOUNTER FOR OPEN FRACTURE TYPE I OR II	S52035B
DX_FRACTURE	FRACTURES	DX10	S52.035C	NONDISPLACED FRACTURE OF OLECRANON PROCESS WITH INTRAARTICULAR EXTENSION OF LEFT ULNA, INITIAL ENCOUNTER FOR OPEN FRACTURE TYPE IIIA, IIIB, OR IIIC	S52035C
DX_FRACTURE	FRACTURES	DX10	S52.036A	NONDISPLACED FRACTURE OF OLECRANON PROCESS WITH INTRAARTICULAR EXTENSION OF UNSPECIFIED ULNA, INITIAL ENCOUNTER FOR CLOSED FRACTURE	S52036A
DX_FRACTURE	FRACTURES	DX10	S52.036B	NONDISPLACED FRACTURE OF OLECRANON PROCESS WITH INTRAARTICULAR EXTENSION OF UNSPECIFIED ULNA, INITIAL ENCOUNTER FOR OPEN FRACTURE TYPE I OR II	S52036B
DX_FRACTURE	FRACTURES	DX10	S52.036C	NONDISPLACED FRACTURE OF OLECRANON PROCESS WITH INTRAARTICULAR EXTENSION OF UNSPECIFIED ULNA, INITIAL ENCOUNTER FOR OPEN FRACTURE TYPE IIIA, IIIB, OR IIIC	S52036C
DX_FRACTURE	FRACTURES	DX10	S52.041A	DISPLACED FRACTURE OF CORONOID PROCESS OF RIGHT ULNA, INITIAL ENCOUNTER FOR CLOSED FRACTURE	S52041A
DX_FRACTURE	FRACTURES	DX10	S52.041B	DISPLACED FRACTURE OF CORONOID PROCESS OF RIGHT ULNA, INITIAL ENCOUNTER FOR OPEN FRACTURE TYPE I OR II	S52041B

Boehringer Ingelheim
Statistical and Epidemiological Analysis Plan (SEAP) for Non-Interventional Study
(NIS)
BI Study Number 1245-0228

Proprietary confidential information © 2023 Boehringer Ingelheim International GmbH or one or more of its affiliated companies

DX_FRACTURE	FRACTURES	DX10	S52.041C	DISPLACED FRACTURE OF CORONOID PROCESS OF RIGHT ULNA, INITIAL ENCOUNTER FOR OPEN FRACTURE TYPE IIIA, IIIB, OR IIIC	S52041C
DX_FRACTURE	FRACTURES	DX10	S52.042A	DISPLACED FRACTURE OF CORONOID PROCESS OF LEFT ULNA, INITIAL ENCOUNTER FOR CLOSED FRACTURE	S52042A
DX_FRACTURE	FRACTURES	DX10	S52.042B	DISPLACED FRACTURE OF CORONOID PROCESS OF LEFT ULNA, INITIAL ENCOUNTER FOR OPEN FRACTURE TYPE I OR II	S52042B
DX_FRACTURE	FRACTURES	DX10	S52.042C	DISPLACED FRACTURE OF CORONOID PROCESS OF LEFT ULNA, INITIAL ENCOUNTER FOR OPEN FRACTURE TYPE IIIA, IIIB, OR IIIC	S52042C
DX_FRACTURE	FRACTURES	DX10	S52.043A	DISPLACED FRACTURE OF CORONOID PROCESS OF UNSPECIFIED ULNA, INITIAL ENCOUNTER FOR CLOSED FRACTURE	S52043A
DX_FRACTURE	FRACTURES	DX10	S52.043B	DISPLACED FRACTURE OF CORONOID PROCESS OF UNSPECIFIED ULNA, INITIAL ENCOUNTER FOR OPEN FRACTURE TYPE I OR II	S52043B
DX_FRACTURE	FRACTURES	DX10	S52.043C	DISPLACED FRACTURE OF CORONOID PROCESS OF UNSPECIFIED ULNA, INITIAL ENCOUNTER FOR OPEN FRACTURE TYPE IIIA, IIIB, OR IIIC	S52043C
DX_FRACTURE	FRACTURES	DX10	S52.044A	NONDISPLACED FRACTURE OF CORONOID PROCESS OF RIGHT ULNA, INITIAL ENCOUNTER FOR CLOSED FRACTURE	S52044A
DX_FRACTURE	FRACTURES	DX10	S52.044B	NONDISPLACED FRACTURE OF CORONOID PROCESS OF RIGHT ULNA, INITIAL ENCOUNTER FOR OPEN FRACTURE TYPE I OR II	S52044B
DX_FRACTURE	FRACTURES	DX10	S52.044C	NONDISPLACED FRACTURE OF CORONOID PROCESS OF RIGHT ULNA, INITIAL ENCOUNTER FOR OPEN FRACTURE TYPE IIIA, IIIB, OR IIIC	S52044C
DX_FRACTURE	FRACTURES	DX10	S52.045A	NONDISPLACED FRACTURE OF CORONOID PROCESS OF LEFT ULNA, INITIAL ENCOUNTER FOR CLOSED FRACTURE	S52045A
DX_FRACTURE	FRACTURES	DX10	S52.045B	NONDISPLACED FRACTURE OF CORONOID PROCESS OF LEFT ULNA, INITIAL ENCOUNTER FOR OPEN FRACTURE TYPE I OR II	S52045B
DX_FRACTURE	FRACTURES	DX10	S52.045C	NONDISPLACED FRACTURE OF CORONOID PROCESS OF LEFT ULNA, INITIAL ENCOUNTER FOR OPEN FRACTURE TYPE IIIA, IIIB, OR IIIC	S52045C
DX_FRACTURE	FRACTURES	DX10	S52.046A	NONDISPLACED FRACTURE OF CORONOID PROCESS OF UNSPECIFIED ULNA, INITIAL ENCOUNTER FOR CLOSED FRACTURE	S52046A
DX_FRACTURE	FRACTURES	DX10	S52.046B	NONDISPLACED FRACTURE OF CORONOID PROCESS OF UNSPECIFIED ULNA, INITIAL ENCOUNTER FOR OPEN FRACTURE TYPE I OR II	S52046B
DX_FRACTURE	FRACTURES	DX10	S52.046C	NONDISPLACED FRACTURE OF CORONOID PROCESS OF UNSPECIFIED ULNA, INITIAL ENCOUNTER FOR OPEN FRACTURE TYPE IIIA, IIIB, OR IIIC	S52046C
DX_FRACTURE	FRACTURES	DX10	S52.091A	OTHER FRACTURE OF UPPER END OF RIGHT ULNA, INITIAL ENCOUNTER FOR CLOSED FRACTURE	S52091A
DX_FRACTURE	FRACTURES	DX10	S52.091B	OTHER FRACTURE OF UPPER END OF RIGHT ULNA, INITIAL ENCOUNTER FOR OPEN FRACTURE TYPE I OR II	S52091B
DX_FRACTURE	FRACTURES	DX10	S52.091C	OTHER FRACTURE OF UPPER END OF RIGHT ULNA, INITIAL ENCOUNTER FOR OPEN FRACTURE TYPE IIIA, IIIB, OR IIIC	S52091C
DX_FRACTURE	FRACTURES	DX10	S52.092A	OTHER FRACTURE OF UPPER END OF LEFT ULNA, INITIAL ENCOUNTER FOR CLOSED FRACTURE	S52092A
DX_FRACTURE	FRACTURES	DX10	S52.092B	OTHER FRACTURE OF UPPER END OF LEFT ULNA, INITIAL ENCOUNTER FOR OPEN FRACTURE TYPE I OR II	S52092B
DX_FRACTURE	FRACTURES	DX10	S52.092C	OTHER FRACTURE OF UPPER END OF LEFT ULNA, INITIAL ENCOUNTER FOR OPEN FRACTURE TYPE IIIA, IIIB, OR IIIC	S52092C
DX_FRACTURE	FRACTURES	DX10	S52.099A	OTHER FRACTURE OF UPPER END OF UNSPECIFIED ULNA, INITIAL ENCOUNTER FOR CLOSED FRACTURE	S52099A
DX_FRACTURE	FRACTURES	DX10	S52.099B	OTHER FRACTURE OF UPPER END OF UNSPECIFIED ULNA, INITIAL ENCOUNTER FOR OPEN FRACTURE TYPE I OR II	S52099B
DX_FRACTURE	FRACTURES	DX10	S52.099C	OTHER FRACTURE OF UPPER END OF UNSPECIFIED ULNA, INITIAL ENCOUNTER FOR OPEN FRACTURE TYPE IIIA, IIIB, OR IIIC	S52099C
DX_FRACTURE	FRACTURES	DX10	S52.101A	UNSPECIFIED FRACTURE OF UPPER END OF RIGHT RADIUS, INITIAL ENCOUNTER FOR CLOSED FRACTURE	S52101A
DX_FRACTURE	FRACTURES	DX10	S52.101B	UNSPECIFIED FRACTURE OF UPPER END OF RIGHT RADIUS, INITIAL ENCOUNTER FOR OPEN FRACTURE TYPE I OR II	S52101B
DX_FRACTURE	FRACTURES	DX10	S52.101C	UNSPECIFIED FRACTURE OF UPPER END OF RIGHT RADIUS, INITIAL ENCOUNTER FOR OPEN FRACTURE TYPE IIIA, IIIB, OR IIIC	S52101C
DX_FRACTURE	FRACTURES	DX10	S52.102A	UNSPECIFIED FRACTURE OF UPPER END OF LEFT RADIUS, INITIAL ENCOUNTER FOR CLOSED FRACTURE	S52102A
DX_FRACTURE	FRACTURES	DX10	S52.102B	UNSPECIFIED FRACTURE OF UPPER END OF LEFT RADIUS, INITIAL ENCOUNTER FOR OPEN FRACTURE TYPE I OR II	S52102B
DX_FRACTURE	FRACTURES	DX10	S52.102C	UNSPECIFIED FRACTURE OF UPPER END OF LEFT RADIUS, INITIAL ENCOUNTER FOR OPEN FRACTURE TYPE IIIA, IIIB, OR IIIC	S52102C
DX_FRACTURE	FRACTURES	DX10	S52.109A	UNSPECIFIED FRACTURE OF UPPER END OF UNSPECIFIED RADIUS, INITIAL ENCOUNTER FOR CLOSED FRACTURE	S52109A
DX_FRACTURE	FRACTURES	DX10	S52.109B	UNSPECIFIED FRACTURE OF UPPER END OF UNSPECIFIED RADIUS, INITIAL ENCOUNTER FOR OPEN FRACTURE TYPE I OR II	S52109B
DX_FRACTURE	FRACTURES	DX10	S52.109C	UNSPECIFIED FRACTURE OF UPPER END OF UNSPECIFIED RADIUS, INITIAL ENCOUNTER FOR OPEN FRACTURE TYPE IIIA, IIIB, OR IIIC	S52109C
DX_FRACTURE	FRACTURES	DX10	S52.111A	TORUS FRACTURE OF UPPER END OF RIGHT RADIUS, INITIAL ENCOUNTER FOR CLOSED FRACTURE	S52111A
DX_FRACTURE	FRACTURES	DX10	S52.112A	TORUS FRACTURE OF UPPER END OF LEFT RADIUS, INITIAL ENCOUNTER FOR CLOSED FRACTURE	S52112A
DX_FRACTURE	FRACTURES	DX10	S52.119A	TORUS FRACTURE OF UPPER END OF UNSPECIFIED RADIUS, INITIAL ENCOUNTER FOR CLOSED FRACTURE	S52119A
DX_FRACTURE	FRACTURES	DX10	S52.121A	DISPLACED FRACTURE OF HEAD OF RIGHT RADIUS, INITIAL ENCOUNTER FOR CLOSED FRACTURE	S52121A
DX_FRACTURE	FRACTURES	DX10	S52.121B	DISPLACED FRACTURE OF HEAD OF RIGHT RADIUS, INITIAL ENCOUNTER FOR OPEN FRACTURE TYPE I OR II	S52121B
DX_FRACTURE	FRACTURES	DX10	S52.121C	DISPLACED FRACTURE OF HEAD OF RIGHT RADIUS, INITIAL ENCOUNTER FOR OPEN FRACTURE TYPE IIIA, IIIB, OR IIIC	S52121C
DX_FRACTURE	FRACTURES	DX10	S52.122A	DISPLACED FRACTURE OF HEAD OF LEFT RADIUS, INITIAL ENCOUNTER FOR CLOSED FRACTURE	S52122A
DX_FRACTURE	FRACTURES	DX10	S52.122B	DISPLACED FRACTURE OF HEAD OF LEFT RADIUS, INITIAL ENCOUNTER FOR OPEN FRACTURE TYPE I OR II	S52122B
DX_FRACTURE	FRACTURES	DX10	S52.122C	DISPLACED FRACTURE OF HEAD OF LEFT RADIUS, INITIAL ENCOUNTER FOR OPEN FRACTURE TYPE IIIA, IIIB, OR IIIC	S52122C
DX_FRACTURE	FRACTURES	DX10	S52.123A	DISPLACED FRACTURE OF HEAD OF UNSPECIFIED RADIUS, INITIAL ENCOUNTER FOR CLOSED FRACTURE	S52123A
DX_FRACTURE	FRACTURES	DX10	S52.123B	DISPLACED FRACTURE OF HEAD OF UNSPECIFIED RADIUS, INITIAL ENCOUNTER FOR OPEN FRACTURE TYPE I OR II	S52123B
DX_FRACTURE	FRACTURES	DX10	S52.123C	DISPLACED FRACTURE OF HEAD OF UNSPECIFIED RADIUS, INITIAL ENCOUNTER FOR OPEN FRACTURE TYPE IIIA, IIIB, OR IIIC	S52123C
DX_FRACTURE	FRACTURES	DX10	S52.124A	NONDISPLACED FRACTURE OF HEAD OF RIGHT RADIUS, INITIAL ENCOUNTER FOR CLOSED FRACTURE	S52124A
DX_FRACTURE	FRACTURES	DX10	S52.124B	NONDISPLACED FRACTURE OF HEAD OF RIGHT RADIUS, INITIAL ENCOUNTER FOR OPEN FRACTURE TYPE I OR II	S52124B

Boehringer Ingelheim
Statistical and Epidemiological Analysis Plan (SEAP) for Non-Interventional Study
(NIS)
BI Study Number 1245-0228

Proprietary confidential information © 2023 Boehringer Ingelheim International GmbH or one or more of its affiliated companies

DX_FRACTURE	FRACTURES	DX10	S52.124C	NONDISPLACED FRACTURE OF HEAD OF RIGHT RADIUS, INITIAL ENCOUNTER FOR OPEN FRACTURE TYPE IIIA, IIIB, OR IIIC	S52124C
DX_FRACTURE	FRACTURES	DX10	S52.125A	NONDISPLACED FRACTURE OF HEAD OF LEFT RADIUS, INITIAL ENCOUNTER FOR CLOSED FRACTURE	S52125A
DX_FRACTURE	FRACTURES	DX10	S52.125B	NONDISPLACED FRACTURE OF HEAD OF LEFT RADIUS, INITIAL ENCOUNTER FOR OPEN FRACTURE TYPE I OR II	S52125B
DX_FRACTURE	FRACTURES	DX10	S52.125C	NONDISPLACED FRACTURE OF HEAD OF LEFT RADIUS, INITIAL ENCOUNTER FOR OPEN FRACTURE TYPE IIIA, IIIB, OR IIIC	S52125C
DX_FRACTURE	FRACTURES	DX10	S52.126A	NONDISPLACED FRACTURE OF HEAD OF UNSPECIFIED RADIUS, INITIAL ENCOUNTER FOR CLOSED FRACTURE	S52126A
DX_FRACTURE	FRACTURES	DX10	S52.126B	NONDISPLACED FRACTURE OF HEAD OF UNSPECIFIED RADIUS, INITIAL ENCOUNTER FOR OPEN FRACTURE TYPE I OR II	S52126B
DX_FRACTURE	FRACTURES	DX10	S52.126C	NONDISPLACED FRACTURE OF HEAD OF UNSPECIFIED RADIUS, INITIAL ENCOUNTER FOR OPEN FRACTURE TYPE IIIA, IIIB, OR IIIC	S52126C
DX_FRACTURE	FRACTURES	DX10	S52.131A	DISPLACED FRACTURE OF NECK OF RIGHT RADIUS, INITIAL ENCOUNTER FOR CLOSED FRACTURE	S52131A
DX_FRACTURE	FRACTURES	DX10	S52.131B	DISPLACED FRACTURE OF NECK OF RIGHT RADIUS, INITIAL ENCOUNTER FOR OPEN FRACTURE TYPE I OR II	S52131B
DX_FRACTURE	FRACTURES	DX10	S52.131C	DISPLACED FRACTURE OF NECK OF RIGHT RADIUS, INITIAL ENCOUNTER FOR OPEN FRACTURE TYPE IIIA, IIIB, OR IIIC	S52131C
DX_FRACTURE	FRACTURES	DX10	S52.132A	DISPLACED FRACTURE OF NECK OF LEFT RADIUS, INITIAL ENCOUNTER FOR CLOSED FRACTURE	S52132A
DX_FRACTURE	FRACTURES	DX10	S52.132B	DISPLACED FRACTURE OF NECK OF LEFT RADIUS, INITIAL ENCOUNTER FOR OPEN FRACTURE TYPE I OR II	S52132B
DX_FRACTURE	FRACTURES	DX10	S52.132C	DISPLACED FRACTURE OF NECK OF LEFT RADIUS, INITIAL ENCOUNTER FOR OPEN FRACTURE TYPE IIIA, IIIB, OR IIIC	S52132C
DX_FRACTURE	FRACTURES	DX10	S52.133A	DISPLACED FRACTURE OF NECK OF UNSPECIFIED RADIUS, INITIAL ENCOUNTER FOR CLOSED FRACTURE	S52133A
DX_FRACTURE	FRACTURES	DX10	S52.133B	DISPLACED FRACTURE OF NECK OF UNSPECIFIED RADIUS, INITIAL ENCOUNTER FOR OPEN FRACTURE TYPE I OR II	S52133B
DX_FRACTURE	FRACTURES	DX10	S52.133C	DISPLACED FRACTURE OF NECK OF UNSPECIFIED RADIUS, INITIAL ENCOUNTER FOR OPEN FRACTURE TYPE IIIA, IIIB, OR IIIC	S52133C
DX_FRACTURE	FRACTURES	DX10	S52.134A	NONDISPLACED FRACTURE OF NECK OF RIGHT RADIUS, INITIAL ENCOUNTER FOR CLOSED FRACTURE	S52134A
DX_FRACTURE	FRACTURES	DX10	S52.134B	NONDISPLACED FRACTURE OF NECK OF RIGHT RADIUS, INITIAL ENCOUNTER FOR OPEN FRACTURE TYPE I OR II	S52134B
DX_FRACTURE	FRACTURES	DX10	S52.134C	NONDISPLACED FRACTURE OF NECK OF RIGHT RADIUS, INITIAL ENCOUNTER FOR OPEN FRACTURE TYPE IIIA, IIIB, OR IIIC	S52134C
DX_FRACTURE	FRACTURES	DX10	S52.135A	NONDISPLACED FRACTURE OF NECK OF LEFT RADIUS, INITIAL ENCOUNTER FOR CLOSED FRACTURE	S52135A
DX_FRACTURE	FRACTURES	DX10	S52.135B	NONDISPLACED FRACTURE OF NECK OF LEFT RADIUS, INITIAL ENCOUNTER FOR OPEN FRACTURE TYPE I OR II	S52135B
DX_FRACTURE	FRACTURES	DX10	S52.135C	NONDISPLACED FRACTURE OF NECK OF LEFT RADIUS, INITIAL ENCOUNTER FOR OPEN FRACTURE TYPE IIIA, IIIB, OR IIIC	S52135C
DX_FRACTURE	FRACTURES	DX10	S52.136A	NONDISPLACED FRACTURE OF NECK OF UNSPECIFIED RADIUS, INITIAL ENCOUNTER FOR CLOSED FRACTURE	S52136A
DX_FRACTURE	FRACTURES	DX10	S52.136B	NONDISPLACED FRACTURE OF NECK OF UNSPECIFIED RADIUS, INITIAL ENCOUNTER FOR OPEN FRACTURE TYPE I OR II	S52136B
DX_FRACTURE	FRACTURES	DX10	S52.136C	NONDISPLACED FRACTURE OF NECK OF UNSPECIFIED RADIUS, INITIAL ENCOUNTER FOR OPEN FRACTURE TYPE IIIA, IIIB, OR IIIC	S52136C
DX_FRACTURE	FRACTURES	DX10	S52.181A	OTHER FRACTURE OF UPPER END OF RIGHT RADIUS, INITIAL ENCOUNTER FOR CLOSED FRACTURE	S52181A
DX_FRACTURE	FRACTURES	DX10	S52.181B	OTHER FRACTURE OF UPPER END OF RIGHT RADIUS, INITIAL ENCOUNTER FOR OPEN FRACTURE TYPE I OR II	S52181B
DX_FRACTURE	FRACTURES	DX10	S52.181C	OTHER FRACTURE OF UPPER END OF RIGHT RADIUS, INITIAL ENCOUNTER FOR OPEN FRACTURE TYPE IIIA, IIIB, OR IIIC	S52181C
DX_FRACTURE	FRACTURES	DX10	S52.182A	OTHER FRACTURE OF UPPER END OF LEFT RADIUS, INITIAL ENCOUNTER FOR CLOSED FRACTURE	S52182A
DX_FRACTURE	FRACTURES	DX10	S52.182B	OTHER FRACTURE OF UPPER END OF LEFT RADIUS, INITIAL ENCOUNTER FOR OPEN FRACTURE TYPE I OR II	S52182B
DX_FRACTURE	FRACTURES	DX10	S52.182C	OTHER FRACTURE OF UPPER END OF LEFT RADIUS, INITIAL ENCOUNTER FOR OPEN FRACTURE TYPE IIIA, IIIB, OR IIIC	S52182C
DX_FRACTURE	FRACTURES	DX10	S52.189A	OTHER FRACTURE OF UPPER END OF UNSPECIFIED RADIUS, INITIAL ENCOUNTER FOR CLOSED FRACTURE	S52189A
DX_FRACTURE	FRACTURES	DX10	S52.189B	OTHER FRACTURE OF UPPER END OF UNSPECIFIED RADIUS, INITIAL ENCOUNTER FOR OPEN FRACTURE TYPE I OR II	S52189B
DX_FRACTURE	FRACTURES	DX10	S52.189C	OTHER FRACTURE OF UPPER END OF UNSPECIFIED RADIUS, INITIAL ENCOUNTER FOR OPEN FRACTURE TYPE IIIA, IIIB, OR IIIC	S52189C
DX_FRACTURE	FRACTURES	DX10	S52.201A	UNSPECIFIED FRACTURE OF SHAFT OF RIGHT ULNA, INITIAL ENCOUNTER FOR CLOSED FRACTURE	S52201A
DX_FRACTURE	FRACTURES	DX10	S52.201B	UNSPECIFIED FRACTURE OF SHAFT OF RIGHT ULNA, INITIAL ENCOUNTER FOR OPEN FRACTURE TYPE I OR II	S52201B
DX_FRACTURE	FRACTURES	DX10	S52.201C	UNSPECIFIED FRACTURE OF SHAFT OF RIGHT ULNA, INITIAL ENCOUNTER FOR OPEN FRACTURE TYPE IIIA, IIIB, OR IIIC	S52201C
DX_FRACTURE	FRACTURES	DX10	S52.202A	UNSPECIFIED FRACTURE OF SHAFT OF LEFT ULNA, INITIAL ENCOUNTER FOR CLOSED FRACTURE	S52202A
DX_FRACTURE	FRACTURES	DX10	S52.202B	UNSPECIFIED FRACTURE OF SHAFT OF LEFT ULNA, INITIAL ENCOUNTER FOR OPEN FRACTURE TYPE I OR II	S52202B
DX_FRACTURE	FRACTURES	DX10	S52.202C	UNSPECIFIED FRACTURE OF SHAFT OF LEFT ULNA, INITIAL ENCOUNTER FOR OPEN FRACTURE TYPE IIIA, IIIB, OR IIIC	S52202C
DX_FRACTURE	FRACTURES	DX10	S52.209A	UNSPECIFIED FRACTURE OF SHAFT OF UNSPECIFIED ULNA, INITIAL ENCOUNTER FOR CLOSED FRACTURE	S52209A
DX_FRACTURE	FRACTURES	DX10	S52.209B	UNSPECIFIED FRACTURE OF SHAFT OF UNSPECIFIED ULNA, INITIAL ENCOUNTER FOR OPEN FRACTURE TYPE I OR II	S52209B
DX_FRACTURE	FRACTURES	DX10	S52.209C	UNSPECIFIED FRACTURE OF SHAFT OF UNSPECIFIED ULNA, INITIAL ENCOUNTER FOR OPEN FRACTURE TYPE IIIA, IIIB, OR IIIC	S52209C
DX_FRACTURE	FRACTURES	DX10	S52.211A	GREENSTICK FRACTURE OF SHAFT OF RIGHT ULNA, INITIAL ENCOUNTER FOR CLOSED FRACTURE	S52211A
DX_FRACTURE	FRACTURES	DX10	S52.212A	GREENSTICK FRACTURE OF SHAFT OF LEFT ULNA, INITIAL ENCOUNTER FOR CLOSED FRACTURE	S52212A
DX_FRACTURE	FRACTURES	DX10	S52.219A	GREENSTICK FRACTURE OF SHAFT OF UNSPECIFIED ULNA, INITIAL ENCOUNTER FOR CLOSED FRACTURE	S52219A
DX_FRACTURE	FRACTURES	DX10	S52.221A	DISPLACED TRANSVERSE FRACTURE OF SHAFT OF RIGHT ULNA, INITIAL ENCOUNTER FOR CLOSED FRACTURE	S52221A
DX_FRACTURE	FRACTURES	DX10	S52.221B	DISPLACED TRANSVERSE FRACTURE OF SHAFT OF RIGHT ULNA, INITIAL ENCOUNTER FOR OPEN FRACTURE TYPE I OR II	S52221B

Boehringer Ingelheim
Statistical and Epidemiological Analysis Plan (SEAP) for Non-Interventional Study
(NIS)
BI Study Number 1245-0228

Proprietary confidential information © 2023 Boehringer Ingelheim International GmbH or one or more of its affiliated companies

DX_FRACTURE	FRACTURES	DX10	S52.221C	DISPLACED TRANSVERSE FRACTURE OF SHAFT OF RIGHT ULNA, INITIAL ENCOUNTER FOR OPEN FRACTURE TYPE IIA, IIB, OR IIC	S52221C
DX_FRACTURE	FRACTURES	DX10	S52.222A	DISPLACED TRANSVERSE FRACTURE OF SHAFT OF LEFT ULNA, INITIAL ENCOUNTER FOR CLOSED FRACTURE	S52222A
DX_FRACTURE	FRACTURES	DX10	S52.222B	DISPLACED TRANSVERSE FRACTURE OF SHAFT OF LEFT ULNA, INITIAL ENCOUNTER FOR OPEN FRACTURE TYPE I OR II	S52222B
DX_FRACTURE	FRACTURES	DX10	S52.222C	DISPLACED TRANSVERSE FRACTURE OF SHAFT OF LEFT ULNA, INITIAL ENCOUNTER FOR OPEN FRACTURE TYPE IIA, IIB, OR IIC	S52222C
DX_FRACTURE	FRACTURES	DX10	S52.223A	DISPLACED TRANSVERSE FRACTURE OF SHAFT OF UNSPECIFIED ULNA, INITIAL ENCOUNTER FOR CLOSED FRACTURE	S52223A
DX_FRACTURE	FRACTURES	DX10	S52.223B	DISPLACED TRANSVERSE FRACTURE OF SHAFT OF UNSPECIFIED ULNA, INITIAL ENCOUNTER FOR OPEN FRACTURE TYPE I OR II	S52223B
DX_FRACTURE	FRACTURES	DX10	S52.223C	DISPLACED TRANSVERSE FRACTURE OF SHAFT OF UNSPECIFIED ULNA, INITIAL ENCOUNTER FOR OPEN FRACTURE TYPE IIA, IIB, OR IIC	S52223C
DX_FRACTURE	FRACTURES	DX10	S52.224A	NONDISPLACED TRANSVERSE FRACTURE OF SHAFT OF RIGHT ULNA, INITIAL ENCOUNTER FOR CLOSED FRACTURE	S52224A
DX_FRACTURE	FRACTURES	DX10	S52.224B	NONDISPLACED TRANSVERSE FRACTURE OF SHAFT OF RIGHT ULNA, INITIAL ENCOUNTER FOR OPEN FRACTURE TYPE I OR II	S52224B
DX_FRACTURE	FRACTURES	DX10	S52.224C	NONDISPLACED TRANSVERSE FRACTURE OF SHAFT OF RIGHT ULNA, INITIAL ENCOUNTER FOR OPEN FRACTURE TYPE IIA, IIB, OR IIC	S52224C
DX_FRACTURE	FRACTURES	DX10	S52.225A	NONDISPLACED TRANSVERSE FRACTURE OF SHAFT OF LEFT ULNA, INITIAL ENCOUNTER FOR CLOSED FRACTURE	S52225A
DX_FRACTURE	FRACTURES	DX10	S52.225B	NONDISPLACED TRANSVERSE FRACTURE OF SHAFT OF LEFT ULNA, INITIAL ENCOUNTER FOR OPEN FRACTURE TYPE I OR II	S52225B
DX_FRACTURE	FRACTURES	DX10	S52.225C	NONDISPLACED TRANSVERSE FRACTURE OF SHAFT OF LEFT ULNA, INITIAL ENCOUNTER FOR OPEN FRACTURE TYPE IIA, IIB, OR IIC	S52225C
DX_FRACTURE	FRACTURES	DX10	S52.226A	NONDISPLACED TRANSVERSE FRACTURE OF SHAFT OF UNSPECIFIED ULNA, INITIAL ENCOUNTER FOR CLOSED FRACTURE	S52226A
DX_FRACTURE	FRACTURES	DX10	S52.226B	NONDISPLACED TRANSVERSE FRACTURE OF SHAFT OF UNSPECIFIED ULNA, INITIAL ENCOUNTER FOR OPEN FRACTURE TYPE I OR II	S52226B
DX_FRACTURE	FRACTURES	DX10	S52.226C	NONDISPLACED TRANSVERSE FRACTURE OF SHAFT OF UNSPECIFIED ULNA, INITIAL ENCOUNTER FOR OPEN FRACTURE TYPE IIA, IIB, OR IIC	S52226C
DX_FRACTURE	FRACTURES	DX10	S52.231A	DISPLACED OBLIQUE FRACTURE OF SHAFT OF RIGHT ULNA, INITIAL ENCOUNTER FOR CLOSED FRACTURE	S52231A
DX_FRACTURE	FRACTURES	DX10	S52.231B	DISPLACED OBLIQUE FRACTURE OF SHAFT OF RIGHT ULNA, INITIAL ENCOUNTER FOR OPEN FRACTURE TYPE I OR II	S52231B
DX_FRACTURE	FRACTURES	DX10	S52.231C	DISPLACED OBLIQUE FRACTURE OF SHAFT OF RIGHT ULNA, INITIAL ENCOUNTER FOR OPEN FRACTURE TYPE IIA, IIB, OR IIC	S52231C
DX_FRACTURE	FRACTURES	DX10	S52.232A	DISPLACED OBLIQUE FRACTURE OF SHAFT OF LEFT ULNA, INITIAL ENCOUNTER FOR CLOSED FRACTURE	S52232A
DX_FRACTURE	FRACTURES	DX10	S52.232B	DISPLACED OBLIQUE FRACTURE OF SHAFT OF LEFT ULNA, INITIAL ENCOUNTER FOR OPEN FRACTURE TYPE I OR II	S52232B
DX_FRACTURE	FRACTURES	DX10	S52.232C	DISPLACED OBLIQUE FRACTURE OF SHAFT OF LEFT ULNA, INITIAL ENCOUNTER FOR OPEN FRACTURE TYPE IIA, IIB, OR IIC	S52232C
DX_FRACTURE	FRACTURES	DX10	S52.233A	DISPLACED OBLIQUE FRACTURE OF SHAFT OF UNSPECIFIED ULNA, INITIAL ENCOUNTER FOR CLOSED FRACTURE	S52233A
DX_FRACTURE	FRACTURES	DX10	S52.233B	DISPLACED OBLIQUE FRACTURE OF SHAFT OF UNSPECIFIED ULNA, INITIAL ENCOUNTER FOR OPEN FRACTURE TYPE I OR II	S52233B
DX_FRACTURE	FRACTURES	DX10	S52.233C	DISPLACED OBLIQUE FRACTURE OF SHAFT OF UNSPECIFIED ULNA, INITIAL ENCOUNTER FOR OPEN FRACTURE TYPE IIA, IIB, OR IIC	S52233C
DX_FRACTURE	FRACTURES	DX10	S52.234A	NONDISPLACED OBLIQUE FRACTURE OF SHAFT OF RIGHT ULNA, INITIAL ENCOUNTER FOR CLOSED FRACTURE	S52234A
DX_FRACTURE	FRACTURES	DX10	S52.234B	NONDISPLACED OBLIQUE FRACTURE OF SHAFT OF RIGHT ULNA, INITIAL ENCOUNTER FOR OPEN FRACTURE TYPE I OR II	S52234B
DX_FRACTURE	FRACTURES	DX10	S52.234C	NONDISPLACED OBLIQUE FRACTURE OF SHAFT OF RIGHT ULNA, INITIAL ENCOUNTER FOR OPEN FRACTURE TYPE IIA, IIB, OR IIC	S52234C
DX_FRACTURE	FRACTURES	DX10	S52.235A	NONDISPLACED OBLIQUE FRACTURE OF SHAFT OF LEFT ULNA, INITIAL ENCOUNTER FOR CLOSED FRACTURE	S52235A
DX_FRACTURE	FRACTURES	DX10	S52.235B	NONDISPLACED OBLIQUE FRACTURE OF SHAFT OF LEFT ULNA, INITIAL ENCOUNTER FOR OPEN FRACTURE TYPE I OR II	S52235B
DX_FRACTURE	FRACTURES	DX10	S52.235C	NONDISPLACED OBLIQUE FRACTURE OF SHAFT OF LEFT ULNA, INITIAL ENCOUNTER FOR OPEN FRACTURE TYPE IIA, IIB, OR IIC	S52235C
DX_FRACTURE	FRACTURES	DX10	S52.236A	NONDISPLACED OBLIQUE FRACTURE OF SHAFT OF UNSPECIFIED ULNA, INITIAL ENCOUNTER FOR CLOSED FRACTURE	S52236A
DX_FRACTURE	FRACTURES	DX10	S52.236B	NONDISPLACED OBLIQUE FRACTURE OF SHAFT OF UNSPECIFIED ULNA, INITIAL ENCOUNTER FOR OPEN FRACTURE TYPE I OR II	S52236B
DX_FRACTURE	FRACTURES	DX10	S52.236C	NONDISPLACED OBLIQUE FRACTURE OF SHAFT OF UNSPECIFIED ULNA, INITIAL ENCOUNTER FOR OPEN FRACTURE TYPE IIA, IIB, OR IIC	S52236C
DX_FRACTURE	FRACTURES	DX10	S52.241A	DISPLACED SPIRAL FRACTURE OF SHAFT OF ULNA, RIGHT ARM, INITIAL ENCOUNTER FOR CLOSED FRACTURE	S52241A
DX_FRACTURE	FRACTURES	DX10	S52.241B	DISPLACED SPIRAL FRACTURE OF SHAFT OF ULNA, RIGHT ARM, INITIAL ENCOUNTER FOR OPEN FRACTURE TYPE I OR II	S52241B
DX_FRACTURE	FRACTURES	DX10	S52.241C	DISPLACED SPIRAL FRACTURE OF SHAFT OF ULNA, RIGHT ARM, INITIAL ENCOUNTER FOR OPEN FRACTURE TYPE IIA, IIB, OR IIC	S52241C
DX_FRACTURE	FRACTURES	DX10	S52.242A	DISPLACED SPIRAL FRACTURE OF SHAFT OF ULNA, LEFT ARM, INITIAL ENCOUNTER FOR CLOSED FRACTURE	S52242A
DX_FRACTURE	FRACTURES	DX10	S52.242B	DISPLACED SPIRAL FRACTURE OF SHAFT OF ULNA, LEFT ARM, INITIAL ENCOUNTER FOR OPEN FRACTURE TYPE I OR II	S52242B
DX_FRACTURE	FRACTURES	DX10	S52.242C	DISPLACED SPIRAL FRACTURE OF SHAFT OF ULNA, LEFT ARM, INITIAL ENCOUNTER FOR OPEN FRACTURE TYPE IIA, IIB, OR IIC	S52242C
DX_FRACTURE	FRACTURES	DX10	S52.243A	DISPLACED SPIRAL FRACTURE OF SHAFT OF ULNA, UNSPECIFIED ARM, INITIAL ENCOUNTER FOR CLOSED FRACTURE	S52243A
DX_FRACTURE	FRACTURES	DX10	S52.243B	DISPLACED SPIRAL FRACTURE OF SHAFT OF ULNA, UNSPECIFIED ARM, INITIAL ENCOUNTER FOR OPEN FRACTURE TYPE I OR II	S52243B
DX_FRACTURE	FRACTURES	DX10	S52.243C	DISPLACED SPIRAL FRACTURE OF SHAFT OF ULNA, UNSPECIFIED ARM, INITIAL ENCOUNTER FOR OPEN FRACTURE TYPE IIA, IIB, OR IIC	S52243C
DX_FRACTURE	FRACTURES	DX10	S52.244A	NONDISPLACED SPIRAL FRACTURE OF SHAFT OF ULNA, RIGHT ARM, INITIAL ENCOUNTER FOR CLOSED FRACTURE	S52244A
DX_FRACTURE	FRACTURES	DX10	S52.244B	NONDISPLACED SPIRAL FRACTURE OF SHAFT OF ULNA, RIGHT ARM, INITIAL ENCOUNTER FOR OPEN FRACTURE TYPE I OR II	S52244B
DX_FRACTURE	FRACTURES	DX10	S52.244C	NONDISPLACED SPIRAL FRACTURE OF SHAFT OF ULNA, RIGHT ARM, INITIAL ENCOUNTER FOR OPEN FRACTURE TYPE IIA, IIB, OR IIC	S52244C
DX_FRACTURE	FRACTURES	DX10	S52.245A	NONDISPLACED SPIRAL FRACTURE OF SHAFT OF ULNA, LEFT ARM, INITIAL ENCOUNTER FOR CLOSED FRACTURE	S52245A
DX_FRACTURE	FRACTURES	DX10	S52.245B	NONDISPLACED SPIRAL FRACTURE OF SHAFT OF ULNA, LEFT ARM, INITIAL ENCOUNTER FOR OPEN FRACTURE TYPE I OR II	S52245B

Boehringer Ingelheim
Statistical and Epidemiological Analysis Plan (SEAP) for Non-Interventional Study
(NIS)
BI Study Number 1245-0228

Proprietary confidential information © 2023 Boehringer Ingelheim International GmbH or one or more of its affiliated companies

DX_FRACTURE	FRACTURES	DX10	S52.245C	NONDISPLACED SPIRAL FRACTURE OF SHAFT OF ULNA, LEFT ARM, INITIAL ENCOUNTER FOR OPEN FRACTURE TYPE IIIA, IIIB, OR IIIC	S52245C
DX_FRACTURE	FRACTURES	DX10	S52.246A	NONDISPLACED SPIRAL FRACTURE OF SHAFT OF ULNA, UNSPECIFIED ARM, INITIAL ENCOUNTER FOR CLOSED FRACTURE	S52246A
DX_FRACTURE	FRACTURES	DX10	S52.246B	NONDISPLACED SPIRAL FRACTURE OF SHAFT OF ULNA, UNSPECIFIED ARM, INITIAL ENCOUNTER FOR OPEN FRACTURE TYPE I OR II	S52246B
DX_FRACTURE	FRACTURES	DX10	S52.246C	NONDISPLACED SPIRAL FRACTURE OF SHAFT OF ULNA, UNSPECIFIED ARM, INITIAL ENCOUNTER FOR OPEN FRACTURE TYPE IIIA, IIIB, OR IIIC	S52246C
DX_FRACTURE	FRACTURES	DX10	S52.251A	DISPLACED COMMINUTED FRACTURE OF SHAFT OF ULNA, RIGHT ARM, INITIAL ENCOUNTER FOR CLOSED FRACTURE	S52251A
DX_FRACTURE	FRACTURES	DX10	S52.251B	DISPLACED COMMINUTED FRACTURE OF SHAFT OF ULNA, RIGHT ARM, INITIAL ENCOUNTER FOR OPEN FRACTURE TYPE I OR II	S52251B
DX_FRACTURE	FRACTURES	DX10	S52.251C	DISPLACED COMMINUTED FRACTURE OF SHAFT OF ULNA, RIGHT ARM, INITIAL ENCOUNTER FOR OPEN FRACTURE TYPE IIIA, IIIB, OR IIIC	S52251C
DX_FRACTURE	FRACTURES	DX10	S52.252A	DISPLACED COMMINUTED FRACTURE OF SHAFT OF ULNA, LEFT ARM, INITIAL ENCOUNTER FOR CLOSED FRACTURE	S52252A
DX_FRACTURE	FRACTURES	DX10	S52.252B	DISPLACED COMMINUTED FRACTURE OF SHAFT OF ULNA, LEFT ARM, INITIAL ENCOUNTER FOR OPEN FRACTURE TYPE I OR II	S52252B
DX_FRACTURE	FRACTURES	DX10	S52.252C	DISPLACED COMMINUTED FRACTURE OF SHAFT OF ULNA, LEFT ARM, INITIAL ENCOUNTER FOR OPEN FRACTURE TYPE IIIA, IIIB, OR IIIC	S52252C
DX_FRACTURE	FRACTURES	DX10	S52.253A	DISPLACED COMMINUTED FRACTURE OF SHAFT OF ULNA, UNSPECIFIED ARM, INITIAL ENCOUNTER FOR CLOSED FRACTURE	S52253A
DX_FRACTURE	FRACTURES	DX10	S52.253B	DISPLACED COMMINUTED FRACTURE OF SHAFT OF ULNA, UNSPECIFIED ARM, INITIAL ENCOUNTER FOR OPEN FRACTURE TYPE I OR II	S52253B
DX_FRACTURE	FRACTURES	DX10	S52.253C	DISPLACED COMMINUTED FRACTURE OF SHAFT OF ULNA, UNSPECIFIED ARM, INITIAL ENCOUNTER FOR OPEN FRACTURE TYPE IIIA, IIIB, OR IIIC	S52253C
DX_FRACTURE	FRACTURES	DX10	S52.254A	NONDISPLACED COMMUNUTED FRACTURE OF SHAFT OF ULNA, RIGHT ARM, INITIAL ENCOUNTER FOR CLOSED FRACTURE	S52254A
DX_FRACTURE	FRACTURES	DX10	S52.254B	NONDISPLACED COMMUNUTED FRACTURE OF SHAFT OF ULNA, RIGHT ARM, INITIAL ENCOUNTER FOR OPEN FRACTURE TYPE I OR II	S52254B
DX_FRACTURE	FRACTURES	DX10	S52.254C	NONDISPLACED COMMUNUTED FRACTURE OF SHAFT OF ULNA, RIGHT ARM, INITIAL ENCOUNTER FOR OPEN FRACTURE TYPE IIIA, IIIB, OR IIIC	S52254C
DX_FRACTURE	FRACTURES	DX10	S52.255A	NONDISPLACED COMMUNUTED FRACTURE OF SHAFT OF ULNA, LEFT ARM, INITIAL ENCOUNTER FOR CLOSED FRACTURE	S52255A
DX_FRACTURE	FRACTURES	DX10	S52.255B	NONDISPLACED COMMUNUTED FRACTURE OF SHAFT OF ULNA, LEFT ARM, INITIAL ENCOUNTER FOR OPEN FRACTURE TYPE I OR II	S52255B
DX_FRACTURE	FRACTURES	DX10	S52.255C	NONDISPLACED COMMUNUTED FRACTURE OF SHAFT OF ULNA, LEFT ARM, INITIAL ENCOUNTER FOR OPEN FRACTURE TYPE IIIA, IIIB, OR IIIC	S52255C
DX_FRACTURE	FRACTURES	DX10	S52.256A	NONDISPLACED COMMUNUTED FRACTURE OF SHAFT OF ULNA, UNSPECIFIED ARM, INITIAL ENCOUNTER FOR CLOSED FRACTURE	S52256A
DX_FRACTURE	FRACTURES	DX10	S52.256B	NONDISPLACED COMMUNUTED FRACTURE OF SHAFT OF ULNA, UNSPECIFIED ARM, INITIAL ENCOUNTER FOR OPEN FRACTURE TYPE I OR II	S52256B
DX_FRACTURE	FRACTURES	DX10	S52.256C	NONDISPLACED COMMUNUTED FRACTURE OF SHAFT OF ULNA, UNSPECIFIED ARM, INITIAL ENCOUNTER FOR OPEN FRACTURE TYPE IIIA, IIIB, OR IIIC	S52256C
DX_FRACTURE	FRACTURES	DX10	S52.261A	DISPLACED SEGMENTAL FRACTURE OF SHAFT OF ULNA, RIGHT ARM, INITIAL ENCOUNTER FOR CLOSED FRACTURE	S52261A
DX_FRACTURE	FRACTURES	DX10	S52.261B	DISPLACED SEGMENTAL FRACTURE OF SHAFT OF ULNA, RIGHT ARM, INITIAL ENCOUNTER FOR OPEN FRACTURE TYPE I OR II	S52261B
DX_FRACTURE	FRACTURES	DX10	S52.261C	DISPLACED SEGMENTAL FRACTURE OF SHAFT OF ULNA, RIGHT ARM, INITIAL ENCOUNTER FOR OPEN FRACTURE TYPE IIIA, IIIB, OR IIIC	S52261C
DX_FRACTURE	FRACTURES	DX10	S52.262A	DISPLACED SEGMENTAL FRACTURE OF SHAFT OF ULNA, LEFT ARM, INITIAL ENCOUNTER FOR CLOSED FRACTURE	S52262A
DX_FRACTURE	FRACTURES	DX10	S52.262B	DISPLACED SEGMENTAL FRACTURE OF SHAFT OF ULNA, LEFT ARM, INITIAL ENCOUNTER FOR OPEN FRACTURE TYPE I OR II	S52262B
DX_FRACTURE	FRACTURES	DX10	S52.262C	DISPLACED SEGMENTAL FRACTURE OF SHAFT OF ULNA, LEFT ARM, INITIAL ENCOUNTER FOR OPEN FRACTURE TYPE IIIA, IIIB, OR IIIC	S52262C
DX_FRACTURE	FRACTURES	DX10	S52.263A	DISPLACED SEGMENTAL FRACTURE OF SHAFT OF ULNA, UNSPECIFIED ARM, INITIAL ENCOUNTER FOR CLOSED FRACTURE	S52263A
DX_FRACTURE	FRACTURES	DX10	S52.263B	DISPLACED SEGMENTAL FRACTURE OF SHAFT OF ULNA, UNSPECIFIED ARM, INITIAL ENCOUNTER FOR OPEN FRACTURE TYPE I OR II	S52263B
DX_FRACTURE	FRACTURES	DX10	S52.263C	DISPLACED SEGMENTAL FRACTURE OF SHAFT OF ULNA, UNSPECIFIED ARM, INITIAL ENCOUNTER FOR OPEN FRACTURE TYPE IIIA, IIIB, OR IIIC	S52263C
DX_FRACTURE	FRACTURES	DX10	S52.264A	NONDISPLACED SEGMENTAL FRACTURE OF SHAFT OF ULNA, RIGHT ARM, INITIAL ENCOUNTER FOR CLOSED FRACTURE	S52264A
DX_FRACTURE	FRACTURES	DX10	S52.264B	NONDISPLACED SEGMENTAL FRACTURE OF SHAFT OF ULNA, RIGHT ARM, INITIAL ENCOUNTER FOR OPEN FRACTURE TYPE I OR II	S52264B
DX_FRACTURE	FRACTURES	DX10	S52.264C	NONDISPLACED SEGMENTAL FRACTURE OF SHAFT OF ULNA, RIGHT ARM, INITIAL ENCOUNTER FOR OPEN FRACTURE TYPE IIIA, IIIB, OR IIIC	S52264C
DX_FRACTURE	FRACTURES	DX10	S52.265A	NONDISPLACED SEGMENTAL FRACTURE OF SHAFT OF ULNA, LEFT ARM, INITIAL ENCOUNTER FOR CLOSED FRACTURE	S52265A
DX_FRACTURE	FRACTURES	DX10	S52.265B	NONDISPLACED SEGMENTAL FRACTURE OF SHAFT OF ULNA, LEFT ARM, INITIAL ENCOUNTER FOR OPEN FRACTURE TYPE I OR II	S52265B
DX_FRACTURE	FRACTURES	DX10	S52.265C	NONDISPLACED SEGMENTAL FRACTURE OF SHAFT OF ULNA, LEFT ARM, INITIAL ENCOUNTER FOR OPEN FRACTURE TYPE IIIA, IIIB, OR IIIC	S52265C
DX_FRACTURE	FRACTURES	DX10	S52.266A	NONDISPLACED SEGMENTAL FRACTURE OF SHAFT OF ULNA, UNSPECIFIED ARM, INITIAL ENCOUNTER FOR CLOSED FRACTURE	S52266A
DX_FRACTURE	FRACTURES	DX10	S52.266B	NONDISPLACED SEGMENTAL FRACTURE OF SHAFT OF ULNA, UNSPECIFIED ARM, INITIAL ENCOUNTER FOR OPEN FRACTURE TYPE I OR II	S52266B
DX_FRACTURE	FRACTURES	DX10	S52.266C	NONDISPLACED SEGMENTAL FRACTURE OF SHAFT OF ULNA, UNSPECIFIED ARM, INITIAL ENCOUNTER FOR OPEN FRACTURE TYPE IIIA, IIIB, OR IIIC	S52266C
DX_FRACTURE	FRACTURES	DX10	S52.271A	MONTEGGIA'S FRACTURE OF RIGHT ULNA, INITIAL ENCOUNTER FOR CLOSED FRACTURE	S52271A
DX_FRACTURE	FRACTURES	DX10	S52.271B	MONTEGGIA'S FRACTURE OF RIGHT ULNA, INITIAL ENCOUNTER FOR OPEN FRACTURE TYPE I OR II	S52271B
DX_FRACTURE	FRACTURES	DX10	S52.271C	MONTEGGIA'S FRACTURE OF RIGHT ULNA, INITIAL ENCOUNTER FOR OPEN FRACTURE TYPE IIIA, IIIB, OR IIIC	S52271C
DX_FRACTURE	FRACTURES	DX10	S52.272A	MONTEGGIA'S FRACTURE OF LEFT ULNA, INITIAL ENCOUNTER FOR CLOSED FRACTURE	S52272A
DX_FRACTURE	FRACTURES	DX10	S52.272B	MONTEGGIA'S FRACTURE OF LEFT ULNA, INITIAL ENCOUNTER FOR OPEN FRACTURE TYPE I OR II	S52272B
DX_FRACTURE	FRACTURES	DX10	S52.272C	MONTEGGIA'S FRACTURE OF LEFT ULNA, INITIAL ENCOUNTER FOR OPEN FRACTURE TYPE IIIA, IIIB, OR IIIC	S52272C
DX_FRACTURE	FRACTURES	DX10	S52.279A	MONTEGGIA'S FRACTURE OF UNSPECIFIED ULNA, INITIAL ENCOUNTER FOR CLOSED FRACTURE	S52279A
DX_FRACTURE	FRACTURES	DX10	S52.279B	MONTEGGIA'S FRACTURE OF UNSPECIFIED ULNA, INITIAL ENCOUNTER FOR OPEN FRACTURE TYPE I OR II	S52279B
DX_FRACTURE	FRACTURES	DX10	S52.279C	MONTEGGIA'S FRACTURE OF UNSPECIFIED ULNA, INITIAL ENCOUNTER FOR OPEN FRACTURE TYPE IIIA, IIIB, OR IIIC	S52279C

Boehringer Ingelheim
Statistical and Epidemiological Analysis Plan (SEAP) for Non-Interventional Study
(NIS)
BI Study Number 1245-0228

Proprietary confidential information © 2023 Boehringer Ingelheim International GmbH or one or more of its affiliated companies

DX_FRACTURE	FRACTURES	DX10	S52.281A	BENT BONE OF RIGHT ULNA, INITIAL ENCOUNTER FOR CLOSED FRACTURE	S52281A
DX_FRACTURE	FRACTURES	DX10	S52.281B	BENT BONE OF RIGHT ULNA, INITIAL ENCOUNTER FOR OPEN FRACTURE TYPE I OR II	S52281B
DX_FRACTURE	FRACTURES	DX10	S52.281C	BENT BONE OF RIGHT ULNA, INITIAL ENCOUNTER FOR OPEN FRACTURE TYPE IIIA, IIIB, OR IIIC	S52281C
DX_FRACTURE	FRACTURES	DX10	S52.282A	BENT BONE OF LEFT ULNA, INITIAL ENCOUNTER FOR CLOSED FRACTURE	S52282A
DX_FRACTURE	FRACTURES	DX10	S52.282B	BENT BONE OF LEFT ULNA, INITIAL ENCOUNTER FOR OPEN FRACTURE TYPE I OR II	S52282B
DX_FRACTURE	FRACTURES	DX10	S52.282C	BENT BONE OF LEFT ULNA, INITIAL ENCOUNTER FOR OPEN FRACTURE TYPE IIIA, IIIB, OR IIIC	S52282C
DX_FRACTURE	FRACTURES	DX10	S52.283A	BENT BONE OF UNSPECIFIED ULNA, INITIAL ENCOUNTER FOR CLOSED FRACTURE	S52283A
DX_FRACTURE	FRACTURES	DX10	S52.283B	BENT BONE OF UNSPECIFIED ULNA, INITIAL ENCOUNTER FOR OPEN FRACTURE TYPE I OR II	S52283B
DX_FRACTURE	FRACTURES	DX10	S52.283C	BENT BONE OF UNSPECIFIED ULNA, INITIAL ENCOUNTER FOR OPEN FRACTURE TYPE IIIA, IIIB, OR IIIC	S52283C
DX_FRACTURE	FRACTURES	DX10	S52.291A	OTHER FRACTURE OF SHAFT OF RIGHT ULNA, INITIAL ENCOUNTER FOR CLOSED FRACTURE	S52291A
DX_FRACTURE	FRACTURES	DX10	S52.291B	OTHER FRACTURE OF SHAFT OF RIGHT ULNA, INITIAL ENCOUNTER FOR OPEN FRACTURE TYPE I OR II	S52291B
DX_FRACTURE	FRACTURES	DX10	S52.291C	OTHER FRACTURE OF SHAFT OF RIGHT ULNA, INITIAL ENCOUNTER FOR OPEN FRACTURE TYPE IIIA, IIIB, OR IIIC	S52291C
DX_FRACTURE	FRACTURES	DX10	S52.292A	OTHER FRACTURE OF SHAFT OF LEFT ULNA, INITIAL ENCOUNTER FOR CLOSED FRACTURE	S52292A
DX_FRACTURE	FRACTURES	DX10	S52.292B	OTHER FRACTURE OF SHAFT OF LEFT ULNA, INITIAL ENCOUNTER FOR OPEN FRACTURE TYPE I OR II	S52292B
DX_FRACTURE	FRACTURES	DX10	S52.292C	OTHER FRACTURE OF SHAFT OF LEFT ULNA, INITIAL ENCOUNTER FOR OPEN FRACTURE TYPE IIIA, IIIB, OR IIIC	S52292C
DX_FRACTURE	FRACTURES	DX10	S52.299A	OTHER FRACTURE OF SHAFT OF UNSPECIFIED ULNA, INITIAL ENCOUNTER FOR CLOSED FRACTURE	S52299A
DX_FRACTURE	FRACTURES	DX10	S52.299B	OTHER FRACTURE OF SHAFT OF UNSPECIFIED ULNA, INITIAL ENCOUNTER FOR OPEN FRACTURE TYPE I OR II	S52299B
DX_FRACTURE	FRACTURES	DX10	S52.299C	OTHER FRACTURE OF SHAFT OF UNSPECIFIED ULNA, INITIAL ENCOUNTER FOR OPEN FRACTURE TYPE IIIA, IIIB, OR IIIC	S52299C
DX_FRACTURE	FRACTURES	DX10	S52.301A	UNSPECIFIED FRACTURE OF SHAFT OF RIGHT RADIUS, INITIAL ENCOUNTER FOR CLOSED FRACTURE	S52301A
DX_FRACTURE	FRACTURES	DX10	S52.301B	UNSPECIFIED FRACTURE OF SHAFT OF RIGHT RADIUS, INITIAL ENCOUNTER FOR OPEN FRACTURE TYPE I OR II	S52301B
DX_FRACTURE	FRACTURES	DX10	S52.301C	UNSPECIFIED FRACTURE OF SHAFT OF RIGHT RADIUS, INITIAL ENCOUNTER FOR OPEN FRACTURE TYPE IIIA, IIIB, OR IIIC	S52301C
DX_FRACTURE	FRACTURES	DX10	S52.302A	UNSPECIFIED FRACTURE OF SHAFT OF LEFT RADIUS, INITIAL ENCOUNTER FOR CLOSED FRACTURE	S52302A
DX_FRACTURE	FRACTURES	DX10	S52.302B	UNSPECIFIED FRACTURE OF SHAFT OF LEFT RADIUS, INITIAL ENCOUNTER FOR OPEN FRACTURE TYPE I OR II	S52302B
DX_FRACTURE	FRACTURES	DX10	S52.302C	UNSPECIFIED FRACTURE OF SHAFT OF LEFT RADIUS, INITIAL ENCOUNTER FOR OPEN FRACTURE TYPE IIIA, IIIB, OR IIIC	S52302C
DX_FRACTURE	FRACTURES	DX10	S52.309A	UNSPECIFIED FRACTURE OF SHAFT OF UNSPECIFIED RADIUS, INITIAL ENCOUNTER FOR CLOSED FRACTURE	S52309A
DX_FRACTURE	FRACTURES	DX10	S52.309B	UNSPECIFIED FRACTURE OF SHAFT OF UNSPECIFIED RADIUS, INITIAL ENCOUNTER FOR OPEN FRACTURE TYPE I OR II	S52309B
DX_FRACTURE	FRACTURES	DX10	S52.309C	UNSPECIFIED FRACTURE OF SHAFT OF UNSPECIFIED RADIUS, INITIAL ENCOUNTER FOR OPEN FRACTURE TYPE IIIA, IIIB, OR IIIC	S52309C
DX_FRACTURE	FRACTURES	DX10	S52.311A	GREENSTICK FRACTURE OF SHAFT OF RADIUS, RIGHT ARM, INITIAL ENCOUNTER FOR CLOSED FRACTURE	S52311A
DX_FRACTURE	FRACTURES	DX10	S52.312A	GREENSTICK FRACTURE OF SHAFT OF RADIUS, LEFT ARM, INITIAL ENCOUNTER FOR CLOSED FRACTURE	S52312A
DX_FRACTURE	FRACTURES	DX10	S52.319A	GREENSTICK FRACTURE OF SHAFT OF RADIUS, UNSPECIFIED ARM, INITIAL ENCOUNTER FOR CLOSED FRACTURE	S52319A
DX_FRACTURE	FRACTURES	DX10	S52.321A	DISPLACED TRANSVERSE FRACTURE OF SHAFT OF RIGHT RADIUS, INITIAL ENCOUNTER FOR CLOSED FRACTURE	S52321A
DX_FRACTURE	FRACTURES	DX10	S52.321B	DISPLACED TRANSVERSE FRACTURE OF SHAFT OF RIGHT RADIUS, INITIAL ENCOUNTER FOR OPEN FRACTURE TYPE I OR II	S52321B
DX_FRACTURE	FRACTURES	DX10	S52.321C	DISPLACED TRANSVERSE FRACTURE OF SHAFT OF RIGHT RADIUS, INITIAL ENCOUNTER FOR OPEN FRACTURE TYPE IIIA, IIIB, OR IIIC	S52321C
DX_FRACTURE	FRACTURES	DX10	S52.322A	DISPLACED TRANSVERSE FRACTURE OF SHAFT OF LEFT RADIUS, INITIAL ENCOUNTER FOR CLOSED FRACTURE	S52322A
DX_FRACTURE	FRACTURES	DX10	S52.322B	DISPLACED TRANSVERSE FRACTURE OF SHAFT OF LEFT RADIUS, INITIAL ENCOUNTER FOR OPEN FRACTURE TYPE I OR II	S52322B
DX_FRACTURE	FRACTURES	DX10	S52.322C	DISPLACED TRANSVERSE FRACTURE OF SHAFT OF LEFT RADIUS, INITIAL ENCOUNTER FOR OPEN FRACTURE TYPE IIIA, IIIB, OR IIIC	S52322C
DX_FRACTURE	FRACTURES	DX10	S52.323A	DISPLACED TRANSVERSE FRACTURE OF SHAFT OF UNSPECIFIED RADIUS, INITIAL ENCOUNTER FOR CLOSED FRACTURE	S52323A
DX_FRACTURE	FRACTURES	DX10	S52.323B	DISPLACED TRANSVERSE FRACTURE OF SHAFT OF UNSPECIFIED RADIUS, INITIAL ENCOUNTER FOR OPEN FRACTURE TYPE I OR II	S52323B
DX_FRACTURE	FRACTURES	DX10	S52.323C	DISPLACED TRANSVERSE FRACTURE OF SHAFT OF UNSPECIFIED RADIUS, INITIAL ENCOUNTER FOR OPEN FRACTURE TYPE IIIA, IIIB, OR IIIC	S52323C
DX_FRACTURE	FRACTURES	DX10	S52.324A	NONDISPLACED TRANSVERSE FRACTURE OF SHAFT OF RIGHT RADIUS, INITIAL ENCOUNTER FOR CLOSED FRACTURE	S52324A
DX_FRACTURE	FRACTURES	DX10	S52.324B	NONDISPLACED TRANSVERSE FRACTURE OF SHAFT OF RIGHT RADIUS, INITIAL ENCOUNTER FOR OPEN FRACTURE TYPE I OR II	S52324B
DX_FRACTURE	FRACTURES	DX10	S52.324C	NONDISPLACED TRANSVERSE FRACTURE OF SHAFT OF RIGHT RADIUS, INITIAL ENCOUNTER FOR OPEN FRACTURE TYPE IIIA, IIIB, OR IIIC	S52324C
DX_FRACTURE	FRACTURES	DX10	S52.325A	NONDISPLACED TRANSVERSE FRACTURE OF SHAFT OF LEFT RADIUS, INITIAL ENCOUNTER FOR CLOSED FRACTURE	S52325A
DX_FRACTURE	FRACTURES	DX10	S52.325B	NONDISPLACED TRANSVERSE FRACTURE OF SHAFT OF LEFT RADIUS, INITIAL ENCOUNTER FOR OPEN FRACTURE TYPE I OR II	S52325B
DX_FRACTURE	FRACTURES	DX10	S52.325C	NONDISPLACED TRANSVERSE FRACTURE OF SHAFT OF LEFT RADIUS, INITIAL ENCOUNTER FOR OPEN FRACTURE TYPE IIIA, IIIB, OR IIIC	S52325C
DX_FRACTURE	FRACTURES	DX10	S52.326A	NONDISPLACED TRANSVERSE FRACTURE OF SHAFT OF UNSPECIFIED RADIUS, INITIAL ENCOUNTER FOR CLOSED FRACTURE	S52326A
DX_FRACTURE	FRACTURES	DX10	S52.326B	NONDISPLACED TRANSVERSE FRACTURE OF SHAFT OF UNSPECIFIED RADIUS, INITIAL ENCOUNTER FOR OPEN FRACTURE TYPE I OR II	S52326B
DX_FRACTURE	FRACTURES	DX10	S52.326C	NONDISPLACED TRANSVERSE FRACTURE OF SHAFT OF UNSPECIFIED RADIUS, INITIAL ENCOUNTER FOR OPEN FRACTURE TYPE IIIA, IIIB, OR IIIC	S52326C
DX_FRACTURE	FRACTURES	DX10	S52.331A	DISPLACED OBLIQUE FRACTURE OF SHAFT OF RIGHT RADIUS, INITIAL ENCOUNTER FOR CLOSED FRACTURE	S52331A
DX_FRACTURE	FRACTURES	DX10	S52.331B	DISPLACED OBLIQUE FRACTURE OF SHAFT OF RIGHT RADIUS, INITIAL ENCOUNTER FOR OPEN FRACTURE TYPE I OR II	S52331B
DX_FRACTURE	FRACTURES	DX10	S52.331C	DISPLACED OBLIQUE FRACTURE OF SHAFT OF RIGHT RADIUS, INITIAL ENCOUNTER FOR OPEN FRACTURE TYPE IIIA, IIIB, OR IIIC	S52331C
DX_FRACTURE	FRACTURES	DX10	S52.332A	DISPLACED OBLIQUE FRACTURE OF SHAFT OF LEFT RADIUS, INITIAL ENCOUNTER FOR CLOSED FRACTURE	S52332A
DX_FRACTURE	FRACTURES	DX10	S52.332B	DISPLACED OBLIQUE FRACTURE OF SHAFT OF LEFT RADIUS, INITIAL ENCOUNTER FOR OPEN FRACTURE TYPE I OR II	S52332B

Boehringer Ingelheim
Statistical and Epidemiological Analysis Plan (SEAP) for Non-Interventional Study
(NIS)
BI Study Number 1245-0228

Proprietary confidential information © 2023 Boehringer Ingelheim International GmbH or one or more of its affiliated companies

DX_FRACTURE	FRACTURES	DX10	S52.332C	DISPLACED OBLIQUE FRACTURE OF SHAFT OF LEFT RADIUS, INITIAL ENCOUNTER FOR OPEN FRACTURE TYPE IIA, IIB, OR IIC	S52332C
DX_FRACTURE	FRACTURES	DX10	S52.333A	DISPLACED OBLIQUE FRACTURE OF SHAFT OF UNSPECIFIED RADIUS, INITIAL ENCOUNTER FOR CLOSED FRACTURE	S52333A
DX_FRACTURE	FRACTURES	DX10	S52.333B	DISPLACED OBLIQUE FRACTURE OF SHAFT OF UNSPECIFIED RADIUS, INITIAL ENCOUNTER FOR OPEN FRACTURE TYPE I OR II	S52333B
DX_FRACTURE	FRACTURES	DX10	S52.333C	DISPLACED OBLIQUE FRACTURE OF SHAFT OF UNSPECIFIED RADIUS, INITIAL ENCOUNTER FOR OPEN FRACTURE TYPE IIA, IIB, OR IIC	S52333C
DX_FRACTURE	FRACTURES	DX10	S52.334A	NONDISPLACED OBLIQUE FRACTURE OF SHAFT OF RIGHT RADIUS, INITIAL ENCOUNTER FOR CLOSED FRACTURE	S52334A
DX_FRACTURE	FRACTURES	DX10	S52.334B	NONDISPLACED OBLIQUE FRACTURE OF SHAFT OF RIGHT RADIUS, INITIAL ENCOUNTER FOR OPEN FRACTURE TYPE I OR II	S52334B
DX_FRACTURE	FRACTURES	DX10	S52.334C	NONDISPLACED OBLIQUE FRACTURE OF SHAFT OF RIGHT RADIUS, INITIAL ENCOUNTER FOR OPEN FRACTURE TYPE IIA, IIB, OR IIC	S52334C
DX_FRACTURE	FRACTURES	DX10	S52.335A	NONDISPLACED OBLIQUE FRACTURE OF SHAFT OF LEFT RADIUS, INITIAL ENCOUNTER FOR CLOSED FRACTURE	S52335A
DX_FRACTURE	FRACTURES	DX10	S52.335B	NONDISPLACED OBLIQUE FRACTURE OF SHAFT OF LEFT RADIUS, INITIAL ENCOUNTER FOR OPEN FRACTURE TYPE I OR II	S52335B
DX_FRACTURE	FRACTURES	DX10	S52.335C	NONDISPLACED OBLIQUE FRACTURE OF SHAFT OF LEFT RADIUS, INITIAL ENCOUNTER FOR OPEN FRACTURE TYPE IIA, IIB, OR IIC	S52335C
DX_FRACTURE	FRACTURES	DX10	S52.336A	NONDISPLACED OBLIQUE FRACTURE OF SHAFT OF UNSPECIFIED RADIUS, INITIAL ENCOUNTER FOR CLOSED FRACTURE	S52336A
DX_FRACTURE	FRACTURES	DX10	S52.336B	NONDISPLACED OBLIQUE FRACTURE OF SHAFT OF UNSPECIFIED RADIUS, INITIAL ENCOUNTER FOR OPEN FRACTURE TYPE I OR II	S52336B
DX_FRACTURE	FRACTURES	DX10	S52.336C	NONDISPLACED OBLIQUE FRACTURE OF SHAFT OF UNSPECIFIED RADIUS, INITIAL ENCOUNTER FOR OPEN FRACTURE TYPE IIA, IIB, OR IIC	S52336C
DX_FRACTURE	FRACTURES	DX10	S52.341A	DISPLACED SPIRAL FRACTURE OF SHAFT OF RADIUS, RIGHT ARM, INITIAL ENCOUNTER FOR CLOSED FRACTURE	S52341A
DX_FRACTURE	FRACTURES	DX10	S52.341B	DISPLACED SPIRAL FRACTURE OF SHAFT OF RADIUS, RIGHT ARM, INITIAL ENCOUNTER FOR OPEN FRACTURE TYPE I OR II	S52341B
DX_FRACTURE	FRACTURES	DX10	S52.341C	DISPLACED SPIRAL FRACTURE OF SHAFT OF RADIUS, RIGHT ARM, INITIAL ENCOUNTER FOR OPEN FRACTURE TYPE IIA, IIB, OR IIC	S52341C
DX_FRACTURE	FRACTURES	DX10	S52.342A	DISPLACED SPIRAL FRACTURE OF SHAFT OF RADIUS, LEFT ARM, INITIAL ENCOUNTER FOR CLOSED FRACTURE	S52342A
DX_FRACTURE	FRACTURES	DX10	S52.342B	DISPLACED SPIRAL FRACTURE OF SHAFT OF RADIUS, LEFT ARM, INITIAL ENCOUNTER FOR OPEN FRACTURE TYPE I OR II	S52342B
DX_FRACTURE	FRACTURES	DX10	S52.342C	DISPLACED SPIRAL FRACTURE OF SHAFT OF RADIUS, LEFT ARM, INITIAL ENCOUNTER FOR OPEN FRACTURE TYPE IIA, IIB, OR IIC	S52342C
DX_FRACTURE	FRACTURES	DX10	S52.343A	DISPLACED SPIRAL FRACTURE OF SHAFT OF RADIUS, UNSPECIFIED ARM, INITIAL ENCOUNTER FOR CLOSED FRACTURE	S52343A
DX_FRACTURE	FRACTURES	DX10	S52.343B	DISPLACED SPIRAL FRACTURE OF SHAFT OF RADIUS, UNSPECIFIED ARM, INITIAL ENCOUNTER FOR OPEN FRACTURE TYPE I OR II	S52343B
DX_FRACTURE	FRACTURES	DX10	S52.343C	DISPLACED SPIRAL FRACTURE OF SHAFT OF RADIUS, UNSPECIFIED ARM, INITIAL ENCOUNTER FOR OPEN FRACTURE TYPE IIA, IIB, OR IIC	S52343C
DX_FRACTURE	FRACTURES	DX10	S52.344A	NONDISPLACED SPIRAL FRACTURE OF SHAFT OF RADIUS, RIGHT ARM, INITIAL ENCOUNTER FOR CLOSED FRACTURE	S52344A
DX_FRACTURE	FRACTURES	DX10	S52.344B	NONDISPLACED SPIRAL FRACTURE OF SHAFT OF RADIUS, RIGHT ARM, INITIAL ENCOUNTER FOR OPEN FRACTURE TYPE I OR II	S52344B
DX_FRACTURE	FRACTURES	DX10	S52.344C	NONDISPLACED SPIRAL FRACTURE OF SHAFT OF RADIUS, RIGHT ARM, INITIAL ENCOUNTER FOR OPEN FRACTURE TYPE IIA, IIB, OR IIC	S52344C
DX_FRACTURE	FRACTURES	DX10	S52.345A	NONDISPLACED SPIRAL FRACTURE OF SHAFT OF RADIUS, LEFT ARM, INITIAL ENCOUNTER FOR CLOSED FRACTURE	S52345A
DX_FRACTURE	FRACTURES	DX10	S52.345B	NONDISPLACED SPIRAL FRACTURE OF SHAFT OF RADIUS, LEFT ARM, INITIAL ENCOUNTER FOR OPEN FRACTURE TYPE I OR II	S52345B
DX_FRACTURE	FRACTURES	DX10	S52.345C	NONDISPLACED SPIRAL FRACTURE OF SHAFT OF RADIUS, LEFT ARM, INITIAL ENCOUNTER FOR OPEN FRACTURE TYPE IIA, IIB, OR IIC	S52345C
DX_FRACTURE	FRACTURES	DX10	S52.346A	NONDISPLACED SPIRAL FRACTURE OF SHAFT OF RADIUS, UNSPECIFIED ARM, INITIAL ENCOUNTER FOR CLOSED FRACTURE	S52346A
DX_FRACTURE	FRACTURES	DX10	S52.346B	NONDISPLACED SPIRAL FRACTURE OF SHAFT OF RADIUS, UNSPECIFIED ARM, INITIAL ENCOUNTER FOR OPEN FRACTURE TYPE I OR II	S52346B
DX_FRACTURE	FRACTURES	DX10	S52.346C	NONDISPLACED SPIRAL FRACTURE OF SHAFT OF RADIUS, UNSPECIFIED ARM, INITIAL ENCOUNTER FOR OPEN FRACTURE TYPE IIA, IIB, OR IIC	S52346C
DX_FRACTURE	FRACTURES	DX10	S52.351A	DISPLACED COMMINUTED FRACTURE OF SHAFT OF RADIUS, RIGHT ARM, INITIAL ENCOUNTER FOR CLOSED FRACTURE	S52351A
DX_FRACTURE	FRACTURES	DX10	S52.351B	DISPLACED COMMINUTED FRACTURE OF SHAFT OF RADIUS, RIGHT ARM, INITIAL ENCOUNTER FOR OPEN FRACTURE TYPE I OR II	S52351B
DX_FRACTURE	FRACTURES	DX10	S52.351C	DISPLACED COMMINUTED FRACTURE OF SHAFT OF RADIUS, RIGHT ARM, INITIAL ENCOUNTER FOR OPEN FRACTURE TYPE IIA, IIB, OR IIC	S52351C
DX_FRACTURE	FRACTURES	DX10	S52.352A	DISPLACED COMMINUTED FRACTURE OF SHAFT OF RADIUS, LEFT ARM, INITIAL ENCOUNTER FOR CLOSED FRACTURE	S52352A
DX_FRACTURE	FRACTURES	DX10	S52.352B	DISPLACED COMMINUTED FRACTURE OF SHAFT OF RADIUS, LEFT ARM, INITIAL ENCOUNTER FOR OPEN FRACTURE TYPE I OR II	S52352B
DX_FRACTURE	FRACTURES	DX10	S52.352C	DISPLACED COMMINUTED FRACTURE OF SHAFT OF RADIUS, LEFT ARM, INITIAL ENCOUNTER FOR OPEN FRACTURE TYPE IIA, IIB, OR IIC	S52352C
DX_FRACTURE	FRACTURES	DX10	S52.353A	DISPLACED COMMINUTED FRACTURE OF SHAFT OF RADIUS, UNSPECIFIED ARM, INITIAL ENCOUNTER FOR CLOSED FRACTURE	S52353A
DX_FRACTURE	FRACTURES	DX10	S52.353B	DISPLACED COMMINUTED FRACTURE OF SHAFT OF RADIUS, UNSPECIFIED ARM, INITIAL ENCOUNTER FOR OPEN FRACTURE TYPE I OR II	S52353B
DX_FRACTURE	FRACTURES	DX10	S52.353C	DISPLACED COMMINUTED FRACTURE OF SHAFT OF RADIUS, UNSPECIFIED ARM, INITIAL ENCOUNTER FOR OPEN FRACTURE TYPE IIA, IIB, OR IIC	S52353C
DX_FRACTURE	FRACTURES	DX10	S52.354A	NONDISPLACED COMMUNUTED FRACTURE OF SHAFT OF RADIUS, RIGHT ARM, INITIAL ENCOUNTER FOR CLOSED FRACTURE	S52354A
DX_FRACTURE	FRACTURES	DX10	S52.354B	NONDISPLACED COMMUNUTED FRACTURE OF SHAFT OF RADIUS, RIGHT ARM, INITIAL ENCOUNTER FOR OPEN FRACTURE TYPE I OR II	S52354B
DX_FRACTURE	FRACTURES	DX10	S52.354C	NONDISPLACED COMMUNUTED FRACTURE OF SHAFT OF RADIUS, RIGHT ARM, INITIAL ENCOUNTER FOR OPEN FRACTURE TYPE IIA, IIB, OR IIC	S52354C
DX_FRACTURE	FRACTURES	DX10	S52.355A	NONDISPLACED COMMUNUTED FRACTURE OF SHAFT OF RADIUS, LEFT ARM, INITIAL ENCOUNTER FOR CLOSED FRACTURE	S52355A
DX_FRACTURE	FRACTURES	DX10	S52.355B	NONDISPLACED COMMUNUTED FRACTURE OF SHAFT OF RADIUS, LEFT ARM, INITIAL ENCOUNTER FOR OPEN FRACTURE TYPE I OR II	S52355B
DX_FRACTURE	FRACTURES	DX10	S52.355C	NONDISPLACED COMMUNUTED FRACTURE OF SHAFT OF RADIUS, LEFT ARM, INITIAL ENCOUNTER FOR OPEN FRACTURE TYPE IIA, IIB, OR IIC	S52355C
DX_FRACTURE	FRACTURES	DX10	S52.356A	NONDISPLACED COMMUNUTED FRACTURE OF SHAFT OF RADIUS, UNSPECIFIED ARM, INITIAL ENCOUNTER FOR CLOSED FRACTURE	S52356A
DX_FRACTURE	FRACTURES	DX10	S52.356B	NONDISPLACED COMMUNUTED FRACTURE OF SHAFT OF RADIUS, UNSPECIFIED ARM, INITIAL ENCOUNTER FOR OPEN FRACTURE TYPE I OR II	S52356B

Boehringer Ingelheim
Statistical and Epidemiological Analysis Plan (SEAP) for Non-Interventional Study
(NIS)
BI Study Number 1245-0228

Proprietary confidential information © 2023 Boehringer Ingelheim International GmbH or one or more of its affiliated companies

DX_FRACTURE	FRACTURES	DX10	S52.356C	NONDISPLACED COMMINUTED FRACTURE OF SHAFT OF RADIUS, UNSPECIFIED ARM, INITIAL ENCOUNTER FOR OPEN FRACTURE TYPE IIIA, IIIB, OR IIIC	S52356C
DX_FRACTURE	FRACTURES	DX10	S52.361A	DISPLACED SEGMENTAL FRACTURE OF SHAFT OF RADIUS, RIGHT ARM, INITIAL ENCOUNTER FOR CLOSED FRACTURE	S52361A
DX_FRACTURE	FRACTURES	DX10	S52.361B	DISPLACED SEGMENTAL FRACTURE OF SHAFT OF RADIUS, RIGHT ARM, INITIAL ENCOUNTER FOR OPEN FRACTURE TYPE I OR II	S52361B
DX_FRACTURE	FRACTURES	DX10	S52.361C	DISPLACED SEGMENTAL FRACTURE OF SHAFT OF RADIUS, RIGHT ARM, INITIAL ENCOUNTER FOR OPEN FRACTURE TYPE IIIA, IIIB, OR IIIC	S52361C
DX_FRACTURE	FRACTURES	DX10	S52.362A	DISPLACED SEGMENTAL FRACTURE OF SHAFT OF RADIUS, LEFT ARM, INITIAL ENCOUNTER FOR CLOSED FRACTURE	S52362A
DX_FRACTURE	FRACTURES	DX10	S52.362B	DISPLACED SEGMENTAL FRACTURE OF SHAFT OF RADIUS, LEFT ARM, INITIAL ENCOUNTER FOR OPEN FRACTURE TYPE I OR II	S52362B
DX_FRACTURE	FRACTURES	DX10	S52.362C	DISPLACED SEGMENTAL FRACTURE OF SHAFT OF RADIUS, LEFT ARM, INITIAL ENCOUNTER FOR OPEN FRACTURE TYPE IIIA, IIIB, OR IIIC	S52362C
DX_FRACTURE	FRACTURES	DX10	S52.363A	DISPLACED SEGMENTAL FRACTURE OF SHAFT OF RADIUS, UNSPECIFIED ARM, INITIAL ENCOUNTER FOR CLOSED FRACTURE	S52363A
DX_FRACTURE	FRACTURES	DX10	S52.363B	DISPLACED SEGMENTAL FRACTURE OF SHAFT OF RADIUS, UNSPECIFIED ARM, INITIAL ENCOUNTER FOR OPEN FRACTURE TYPE I OR II	S52363B
DX_FRACTURE	FRACTURES	DX10	S52.363C	DISPLACED SEGMENTAL FRACTURE OF SHAFT OF RADIUS, UNSPECIFIED ARM, INITIAL ENCOUNTER FOR OPEN FRACTURE TYPE IIIA, IIIB, OR IIIC	S52363C
DX_FRACTURE	FRACTURES	DX10	S52.364A	NONDISPLACED SEGMENTAL FRACTURE OF SHAFT OF RADIUS, RIGHT ARM, INITIAL ENCOUNTER FOR CLOSED FRACTURE	S52364A
DX_FRACTURE	FRACTURES	DX10	S52.364B	NONDISPLACED SEGMENTAL FRACTURE OF SHAFT OF RADIUS, RIGHT ARM, INITIAL ENCOUNTER FOR OPEN FRACTURE TYPE I OR II	S52364B
DX_FRACTURE	FRACTURES	DX10	S52.364C	NONDISPLACED SEGMENTAL FRACTURE OF SHAFT OF RADIUS, RIGHT ARM, INITIAL ENCOUNTER FOR OPEN FRACTURE TYPE IIIA, IIIB, OR IIIC	S52364C
DX_FRACTURE	FRACTURES	DX10	S52.365A	NONDISPLACED SEGMENTAL FRACTURE OF SHAFT OF RADIUS, LEFT ARM, INITIAL ENCOUNTER FOR CLOSED FRACTURE	S52365A
DX_FRACTURE	FRACTURES	DX10	S52.365B	NONDISPLACED SEGMENTAL FRACTURE OF SHAFT OF RADIUS, LEFT ARM, INITIAL ENCOUNTER FOR OPEN FRACTURE TYPE I OR II	S52365B
DX_FRACTURE	FRACTURES	DX10	S52.365C	NONDISPLACED SEGMENTAL FRACTURE OF SHAFT OF RADIUS, LEFT ARM, INITIAL ENCOUNTER FOR OPEN FRACTURE TYPE IIIA, IIIB, OR IIIC	S52365C
DX_FRACTURE	FRACTURES	DX10	S52.366A	NONDISPLACED SEGMENTAL FRACTURE OF SHAFT OF RADIUS, UNSPECIFIED ARM, INITIAL ENCOUNTER FOR CLOSED FRACTURE	S52366A
DX_FRACTURE	FRACTURES	DX10	S52.366B	NONDISPLACED SEGMENTAL FRACTURE OF SHAFT OF RADIUS, UNSPECIFIED ARM, INITIAL ENCOUNTER FOR OPEN FRACTURE TYPE I OR II	S52366B
DX_FRACTURE	FRACTURES	DX10	S52.366C	NONDISPLACED SEGMENTAL FRACTURE OF SHAFT OF RADIUS, UNSPECIFIED ARM, INITIAL ENCOUNTER FOR OPEN FRACTURE TYPE IIIA, IIIB, OR IIIC	S52366C
DX_FRACTURE	FRACTURES	DX10	S52.371A	GALEAZZI'S FRACTURE OF RIGHT RADIUS, INITIAL ENCOUNTER FOR CLOSED FRACTURE	S52371A
DX_FRACTURE	FRACTURES	DX10	S52.371B	GALEAZZI'S FRACTURE OF RIGHT RADIUS, INITIAL ENCOUNTER FOR OPEN FRACTURE TYPE I OR II	S52371B
DX_FRACTURE	FRACTURES	DX10	S52.371C	GALEAZZI'S FRACTURE OF RIGHT RADIUS, INITIAL ENCOUNTER FOR OPEN FRACTURE TYPE IIIA, IIIB, OR IIIC	S52371C
DX_FRACTURE	FRACTURES	DX10	S52.372A	GALEAZZI'S FRACTURE OF LEFT RADIUS, INITIAL ENCOUNTER FOR CLOSED FRACTURE	S52372A
DX_FRACTURE	FRACTURES	DX10	S52.372B	GALEAZZI'S FRACTURE OF LEFT RADIUS, INITIAL ENCOUNTER FOR OPEN FRACTURE TYPE I OR II	S52372B
DX_FRACTURE	FRACTURES	DX10	S52.372C	GALEAZZI'S FRACTURE OF LEFT RADIUS, INITIAL ENCOUNTER FOR OPEN FRACTURE TYPE IIIA, IIIB, OR IIIC	S52372C
DX_FRACTURE	FRACTURES	DX10	S52.379A	GALEAZZI'S FRACTURE OF UNSPECIFIED RADIUS, INITIAL ENCOUNTER FOR CLOSED FRACTURE	S52379A
DX_FRACTURE	FRACTURES	DX10	S52.379B	GALEAZZI'S FRACTURE OF UNSPECIFIED RADIUS, INITIAL ENCOUNTER FOR OPEN FRACTURE TYPE I OR II	S52379B
DX_FRACTURE	FRACTURES	DX10	S52.379C	GALEAZZI'S FRACTURE OF UNSPECIFIED RADIUS, INITIAL ENCOUNTER FOR OPEN FRACTURE TYPE IIIA, IIIB, OR IIIC	S52379C
DX_FRACTURE	FRACTURES	DX10	S52.381A	BENT BONE OF RIGHT RADIUS, INITIAL ENCOUNTER FOR CLOSED FRACTURE	S52381A
DX_FRACTURE	FRACTURES	DX10	S52.381B	BENT BONE OF RIGHT RADIUS, INITIAL ENCOUNTER FOR OPEN FRACTURE TYPE I OR II	S52381B
DX_FRACTURE	FRACTURES	DX10	S52.381C	BENT BONE OF RIGHT RADIUS, INITIAL ENCOUNTER FOR OPEN FRACTURE TYPE IIIA, IIIB, OR IIIC	S52381C
DX_FRACTURE	FRACTURES	DX10	S52.382A	BENT BONE OF LEFT RADIUS, INITIAL ENCOUNTER FOR CLOSED FRACTURE	S52382A
DX_FRACTURE	FRACTURES	DX10	S52.382B	BENT BONE OF LEFT RADIUS, INITIAL ENCOUNTER FOR OPEN FRACTURE TYPE I OR II	S52382B
DX_FRACTURE	FRACTURES	DX10	S52.382C	BENT BONE OF LEFT RADIUS, INITIAL ENCOUNTER FOR OPEN FRACTURE TYPE IIIA, IIIB, OR IIIC	S52382C
DX_FRACTURE	FRACTURES	DX10	S52.389A	BENT BONE OF UNSPECIFIED RADIUS, INITIAL ENCOUNTER FOR CLOSED FRACTURE	S52389A
DX_FRACTURE	FRACTURES	DX10	S52.389B	BENT BONE OF UNSPECIFIED RADIUS, INITIAL ENCOUNTER FOR OPEN FRACTURE TYPE I OR II	S52389B
DX_FRACTURE	FRACTURES	DX10	S52.389C	BENT BONE OF UNSPECIFIED RADIUS, INITIAL ENCOUNTER FOR OPEN FRACTURE TYPE IIIA, IIIB, OR IIIC	S52389C
DX_FRACTURE	FRACTURES	DX10	S52.391A	OTHER FRACTURE OF SHAFT OF RADIUS, RIGHT ARM, INITIAL ENCOUNTER FOR CLOSED FRACTURE	S52391A
DX_FRACTURE	FRACTURES	DX10	S52.391B	OTHER FRACTURE OF SHAFT OF RADIUS, RIGHT ARM, INITIAL ENCOUNTER FOR OPEN FRACTURE TYPE I OR II	S52391B
DX_FRACTURE	FRACTURES	DX10	S52.391C	OTHER FRACTURE OF SHAFT OF RADIUS, RIGHT ARM, INITIAL ENCOUNTER FOR OPEN FRACTURE TYPE IIIA, IIIB, OR IIIC	S52391C
DX_FRACTURE	FRACTURES	DX10	S52.392A	OTHER FRACTURE OF SHAFT OF RADIUS, LEFT ARM, INITIAL ENCOUNTER FOR CLOSED FRACTURE	S52392A
DX_FRACTURE	FRACTURES	DX10	S52.392B	OTHER FRACTURE OF SHAFT OF RADIUS, LEFT ARM, INITIAL ENCOUNTER FOR OPEN FRACTURE TYPE I OR II	S52392B
DX_FRACTURE	FRACTURES	DX10	S52.392C	OTHER FRACTURE OF SHAFT OF RADIUS, LEFT ARM, INITIAL ENCOUNTER FOR OPEN FRACTURE TYPE IIIA, IIIB, OR IIIC	S52392C
DX_FRACTURE	FRACTURES	DX10	S52.399A	OTHER FRACTURE OF SHAFT OF RADIUS, UNSPECIFIED ARM, INITIAL ENCOUNTER FOR CLOSED FRACTURE	S52399A
DX_FRACTURE	FRACTURES	DX10	S52.399B	OTHER FRACTURE OF SHAFT OF RADIUS, UNSPECIFIED ARM, INITIAL ENCOUNTER FOR OPEN FRACTURE TYPE I OR II	S52399B
DX_FRACTURE	FRACTURES	DX10	S52.399C	OTHER FRACTURE OF SHAFT OF RADIUS, UNSPECIFIED ARM, INITIAL ENCOUNTER FOR OPEN FRACTURE TYPE IIIA, IIIB, OR IIIC	S52399C
DX_FRACTURE	FRACTURES	DX10	S52.501A	UNSPECIFIED FRACTURE OF THE LOWER END OF RIGHT RADIUS, INITIAL ENCOUNTER FOR CLOSED FRACTURE	S52501A
DX_FRACTURE	FRACTURES	DX10	S52.501B	UNSPECIFIED FRACTURE OF THE LOWER END OF RIGHT RADIUS, INITIAL ENCOUNTER FOR OPEN FRACTURE TYPE I OR II	S52501B
DX_FRACTURE	FRACTURES	DX10	S52.501C	UNSPECIFIED FRACTURE OF THE LOWER END OF RIGHT RADIUS, INITIAL ENCOUNTER FOR OPEN FRACTURE TYPE IIIA, IIIB, OR IIIC	S52501C
DX_FRACTURE	FRACTURES	DX10	S52.502A	UNSPECIFIED FRACTURE OF THE LOWER END OF LEFT RADIUS, INITIAL ENCOUNTER FOR CLOSED FRACTURE	S52502A
DX_FRACTURE	FRACTURES	DX10	S52.502B	UNSPECIFIED FRACTURE OF THE LOWER END OF LEFT RADIUS, INITIAL ENCOUNTER FOR OPEN FRACTURE TYPE I OR II	S52502B
DX_FRACTURE	FRACTURES	DX10	S52.502C	UNSPECIFIED FRACTURE OF THE LOWER END OF LEFT RADIUS, INITIAL ENCOUNTER FOR OPEN FRACTURE TYPE IIIA, IIIB, OR IIIC	S52502C
DX_FRACTURE	FRACTURES	DX10	S52.509A	UNSPECIFIED FRACTURE OF THE LOWER END OF UNSPECIFIED RADIUS, INITIAL ENCOUNTER FOR CLOSED FRACTURE	S52509A

Boehringer Ingelheim
Statistical and Epidemiological Analysis Plan (SEAP) for Non-Interventional Study
(NIS)
BI Study Number 1245-0228

Proprietary confidential information © 2023 Boehringer Ingelheim International GmbH or one or more of its affiliated companies

DX_FRACTURE	FRACTURES	DX10	S52.509B	UNSPECIFIED FRACTURE OF THE LOWER END OF UNSPECIFIED RADIUS, INITIAL ENCOUNTER FOR OPEN FRACTURE TYPE I OR II	S52509B
DX_FRACTURE	FRACTURES	DX10	S52.509C	UNSPECIFIED FRACTURE OF THE LOWER END OF UNSPECIFIED RADIUS, INITIAL ENCOUNTER FOR OPEN FRACTURE TYPE IIIA, IIIB, OR IIIC	S52509C
DX_FRACTURE	FRACTURES	DX10	S52.511A	DISPLACED FRACTURE OF RIGHT RADIAL STYLOID PROCESS, INITIAL ENCOUNTER FOR CLOSED FRACTURE	S52511A
DX_FRACTURE	FRACTURES	DX10	S52.511B	DISPLACED FRACTURE OF RIGHT RADIAL STYLOID PROCESS, INITIAL ENCOUNTER FOR OPEN FRACTURE TYPE I OR II	S52511B
DX_FRACTURE	FRACTURES	DX10	S52.511C	DISPLACED FRACTURE OF RIGHT RADIAL STYLOID PROCESS, INITIAL ENCOUNTER FOR OPEN FRACTURE TYPE IIIA, IIIB, OR IIIC	S52511C
DX_FRACTURE	FRACTURES	DX10	S52.512A	DISPLACED FRACTURE OF LEFT RADIAL STYLOID PROCESS, INITIAL ENCOUNTER FOR CLOSED FRACTURE	S52512A
DX_FRACTURE	FRACTURES	DX10	S52.512B	DISPLACED FRACTURE OF LEFT RADIAL STYLOID PROCESS, INITIAL ENCOUNTER FOR OPEN FRACTURE TYPE I OR II	S52512B
DX_FRACTURE	FRACTURES	DX10	S52.512C	DISPLACED FRACTURE OF LEFT RADIAL STYLOID PROCESS, INITIAL ENCOUNTER FOR OPEN FRACTURE TYPE IIIA, IIIB, OR IIIC	S52512C
DX_FRACTURE	FRACTURES	DX10	S52.513A	DISPLACED FRACTURE OF UNSPECIFIED RADIAL STYLOID PROCESS, INITIAL ENCOUNTER FOR CLOSED FRACTURE	S52513A
DX_FRACTURE	FRACTURES	DX10	S52.513B	DISPLACED FRACTURE OF UNSPECIFIED RADIAL STYLOID PROCESS, INITIAL ENCOUNTER FOR OPEN FRACTURE TYPE I OR II	S52513B
DX_FRACTURE	FRACTURES	DX10	S52.513C	DISPLACED FRACTURE OF UNSPECIFIED RADIAL STYLOID PROCESS, INITIAL ENCOUNTER FOR OPEN FRACTURE TYPE IIIA, IIIB, OR IIIC	S52513C
DX_FRACTURE	FRACTURES	DX10	S52.514A	NONDISPLACED FRACTURE OF RIGHT RADIAL STYLOID PROCESS, INITIAL ENCOUNTER FOR CLOSED FRACTURE	S52514A
DX_FRACTURE	FRACTURES	DX10	S52.514B	NONDISPLACED FRACTURE OF RIGHT RADIAL STYLOID PROCESS, INITIAL ENCOUNTER FOR OPEN FRACTURE TYPE I OR II	S52514B
DX_FRACTURE	FRACTURES	DX10	S52.514C	NONDISPLACED FRACTURE OF RIGHT RADIAL STYLOID PROCESS, INITIAL ENCOUNTER FOR OPEN FRACTURE TYPE IIIA, IIIB, OR IIIC	S52514C
DX_FRACTURE	FRACTURES	DX10	S52.515A	NONDISPLACED FRACTURE OF LEFT RADIAL STYLOID PROCESS, INITIAL ENCOUNTER FOR CLOSED FRACTURE	S52515A
DX_FRACTURE	FRACTURES	DX10	S52.515B	NONDISPLACED FRACTURE OF LEFT RADIAL STYLOID PROCESS, INITIAL ENCOUNTER FOR OPEN FRACTURE TYPE I OR II	S52515B
DX_FRACTURE	FRACTURES	DX10	S52.515C	NONDISPLACED FRACTURE OF LEFT RADIAL STYLOID PROCESS, INITIAL ENCOUNTER FOR OPEN FRACTURE TYPE IIIA, IIIB, OR IIIC	S52515C
DX_FRACTURE	FRACTURES	DX10	S52.516A	NONDISPLACED FRACTURE OF UNSPECIFIED RADIAL STYLOID PROCESS, INITIAL ENCOUNTER FOR CLOSED FRACTURE	S52516A
DX_FRACTURE	FRACTURES	DX10	S52.516B	NONDISPLACED FRACTURE OF UNSPECIFIED RADIAL STYLOID PROCESS, INITIAL ENCOUNTER FOR OPEN FRACTURE TYPE I OR II	S52516B
DX_FRACTURE	FRACTURES	DX10	S52.516C	NONDISPLACED FRACTURE OF UNSPECIFIED RADIAL STYLOID PROCESS, INITIAL ENCOUNTER FOR OPEN FRACTURE TYPE IIIA, IIIB, OR IIIC	S52516C
DX_FRACTURE	FRACTURES	DX10	S52.521A	TORUS FRACTURE OF LOWER END OF RIGHT RADIUS, INITIAL ENCOUNTER FOR CLOSED FRACTURE	S52521A
DX_FRACTURE	FRACTURES	DX10	S52.522A	TORUS FRACTURE OF LOWER END OF LEFT RADIUS, INITIAL ENCOUNTER FOR CLOSED FRACTURE	S52522A
DX_FRACTURE	FRACTURES	DX10	S52.529A	TORUS FRACTURE OF LOWER END OF UNSPECIFIED RADIUS, INITIAL ENCOUNTER FOR CLOSED FRACTURE	S52529A
DX_FRACTURE	FRACTURES	DX10	S52.531A	COLLES' FRACTURE OF RIGHT RADIUS, INITIAL ENCOUNTER FOR CLOSED FRACTURE	S52531A
DX_FRACTURE	FRACTURES	DX10	S52.531B	COLLES' FRACTURE OF RIGHT RADIUS, INITIAL ENCOUNTER FOR OPEN FRACTURE TYPE I OR II	S52531B
DX_FRACTURE	FRACTURES	DX10	S52.531C	COLLES' FRACTURE OF RIGHT RADIUS, INITIAL ENCOUNTER FOR OPEN FRACTURE TYPE IIIA, IIIB, OR IIIC	S52531C
DX_FRACTURE	FRACTURES	DX10	S52.532A	COLLES' FRACTURE OF LEFT RADIUS, INITIAL ENCOUNTER FOR CLOSED FRACTURE	S52532A
DX_FRACTURE	FRACTURES	DX10	S52.532B	COLLES' FRACTURE OF LEFT RADIUS, INITIAL ENCOUNTER FOR OPEN FRACTURE TYPE I OR II	S52532B
DX_FRACTURE	FRACTURES	DX10	S52.532C	COLLES' FRACTURE OF LEFT RADIUS, INITIAL ENCOUNTER FOR OPEN FRACTURE TYPE IIIA, IIIB, OR IIIC	S52532C
DX_FRACTURE	FRACTURES	DX10	S52.539A	COLLES' FRACTURE OF UNSPECIFIED RADIUS, INITIAL ENCOUNTER FOR CLOSED FRACTURE	S52539A
DX_FRACTURE	FRACTURES	DX10	S52.539B	COLLES' FRACTURE OF UNSPECIFIED RADIUS, INITIAL ENCOUNTER FOR OPEN FRACTURE TYPE I OR II	S52539B
DX_FRACTURE	FRACTURES	DX10	S52.539C	COLLES' FRACTURE OF UNSPECIFIED RADIUS, INITIAL ENCOUNTER FOR OPEN FRACTURE TYPE IIIA, IIIB, OR IIIC	S52539C
DX_FRACTURE	FRACTURES	DX10	S52.541A	SMITH'S FRACTURE OF RIGHT RADIUS, INITIAL ENCOUNTER FOR CLOSED FRACTURE	S52541A
DX_FRACTURE	FRACTURES	DX10	S52.541B	SMITH'S FRACTURE OF RIGHT RADIUS, INITIAL ENCOUNTER FOR OPEN FRACTURE TYPE I OR II	S52541B
DX_FRACTURE	FRACTURES	DX10	S52.541C	SMITH'S FRACTURE OF RIGHT RADIUS, INITIAL ENCOUNTER FOR OPEN FRACTURE TYPE IIIA, IIIB, OR IIIC	S52541C
DX_FRACTURE	FRACTURES	DX10	S52.542A	SMITH'S FRACTURE OF LEFT RADIUS, INITIAL ENCOUNTER FOR CLOSED FRACTURE	S52542A
DX_FRACTURE	FRACTURES	DX10	S52.542B	SMITH'S FRACTURE OF LEFT RADIUS, INITIAL ENCOUNTER FOR OPEN FRACTURE TYPE I OR II	S52542B
DX_FRACTURE	FRACTURES	DX10	S52.542C	SMITH'S FRACTURE OF LEFT RADIUS, INITIAL ENCOUNTER FOR OPEN FRACTURE TYPE IIIA, IIIB, OR IIIC	S52542C
DX_FRACTURE	FRACTURES	DX10	S52.549A	SMITH'S FRACTURE OF UNSPECIFIED RADIUS, INITIAL ENCOUNTER FOR CLOSED FRACTURE	S52549A
DX_FRACTURE	FRACTURES	DX10	S52.549B	SMITH'S FRACTURE OF UNSPECIFIED RADIUS, INITIAL ENCOUNTER FOR OPEN FRACTURE TYPE I OR II	S52549B
DX_FRACTURE	FRACTURES	DX10	S52.549C	SMITH'S FRACTURE OF UNSPECIFIED RADIUS, INITIAL ENCOUNTER FOR OPEN FRACTURE TYPE IIIA, IIIB, OR IIIC	S52549C
DX_FRACTURE	FRACTURES	DX10	S52.551A	OTHER EXTRAARTICULAR FRACTURE OF LOWER END OF RIGHT RADIUS, INITIAL ENCOUNTER FOR CLOSED FRACTURE	S52551A
DX_FRACTURE	FRACTURES	DX10	S52.551B	OTHER EXTRAARTICULAR FRACTURE OF LOWER END OF RIGHT RADIUS, INITIAL ENCOUNTER FOR OPEN FRACTURE TYPE I OR II	S52551B
DX_FRACTURE	FRACTURES	DX10	S52.551C	OTHER EXTRAARTICULAR FRACTURE OF LOWER END OF RIGHT RADIUS, INITIAL ENCOUNTER FOR OPEN FRACTURE TYPE IIIA, IIIB, OR IIIC	S52551C
DX_FRACTURE	FRACTURES	DX10	S52.552A	OTHER EXTRAARTICULAR FRACTURE OF LOWER END OF LEFT RADIUS, INITIAL ENCOUNTER FOR CLOSED FRACTURE	S52552A
DX_FRACTURE	FRACTURES	DX10	S52.552B	OTHER EXTRAARTICULAR FRACTURE OF LOWER END OF LEFT RADIUS, INITIAL ENCOUNTER FOR OPEN FRACTURE TYPE I OR II	S52552B
DX_FRACTURE	FRACTURES	DX10	S52.552C	OTHER EXTRAARTICULAR FRACTURE OF LOWER END OF LEFT RADIUS, INITIAL ENCOUNTER FOR OPEN FRACTURE TYPE IIIA, IIIB, OR IIIC	S52552C
DX_FRACTURE	FRACTURES	DX10	S52.559A	OTHER EXTRAARTICULAR FRACTURE OF LOWER END OF UNSPECIFIED RADIUS, INITIAL ENCOUNTER FOR CLOSED FRACTURE	S52559A
DX_FRACTURE	FRACTURES	DX10	S52.559B	OTHER EXTRAARTICULAR FRACTURE OF LOWER END OF UNSPECIFIED RADIUS, INITIAL ENCOUNTER FOR OPEN FRACTURE TYPE I OR II	S52559B
DX_FRACTURE	FRACTURES	DX10	S52.559C	OTHER EXTRAARTICULAR FRACTURE OF LOWER END OF UNSPECIFIED RADIUS, INITIAL ENCOUNTER FOR OPEN FRACTURE TYPE IIIA, IIIB, OR IIIC	S52559C
DX_FRACTURE	FRACTURES	DX10	S52.561A	BARTON'S FRACTURE OF RIGHT RADIUS, INITIAL ENCOUNTER FOR CLOSED FRACTURE	S52561A
DX_FRACTURE	FRACTURES	DX10	S52.561B	BARTON'S FRACTURE OF RIGHT RADIUS, INITIAL ENCOUNTER FOR OPEN FRACTURE TYPE I OR II	S52561B
DX_FRACTURE	FRACTURES	DX10	S52.561C	BARTON'S FRACTURE OF RIGHT RADIUS, INITIAL ENCOUNTER FOR OPEN FRACTURE TYPE IIIA, IIIB, OR IIIC	S52561C
DX_FRACTURE	FRACTURES	DX10	S52.562A	BARTON'S FRACTURE OF LEFT RADIUS, INITIAL ENCOUNTER FOR CLOSED FRACTURE	S52562A

Boehringer Ingelheim
Statistical and Epidemiological Analysis Plan (SEAP) for Non-Interventional Study
(NIS)
BI Study Number 1245-0228

Proprietary confidential information © 2023 Boehringer Ingelheim International GmbH or one or more of its affiliated companies

DX_FRACTURE	FRACTURES	DX10	S52.562B	BARTON'S FRACTURE OF LEFT RADIUS, INITIAL ENCOUNTER FOR OPEN FRACTURE TYPE I OR II	S52562B
DX_FRACTURE	FRACTURES	DX10	S52.562C	BARTON'S FRACTURE OF LEFT RADIUS, INITIAL ENCOUNTER FOR OPEN FRACTURE TYPE IIIA, IIIB, OR IIIC	S52562C
DX_FRACTURE	FRACTURES	DX10	S52.569A	BARTON'S FRACTURE OF UNSPECIFIED RADIUS, INITIAL ENCOUNTER FOR CLOSED FRACTURE	S52569A
DX_FRACTURE	FRACTURES	DX10	S52.569B	BARTON'S FRACTURE OF UNSPECIFIED RADIUS, INITIAL ENCOUNTER FOR OPEN FRACTURE TYPE I OR II	S52569B
DX_FRACTURE	FRACTURES	DX10	S52.569C	BARTON'S FRACTURE OF UNSPECIFIED RADIUS, INITIAL ENCOUNTER FOR OPEN FRACTURE TYPE IIIA, IIIB, OR IIIC	S52569C
DX_FRACTURE	FRACTURES	DX10	S52.571A	OTHER INTRAARTICULAR FRACTURE OF LOWER END OF RIGHT RADIUS, INITIAL ENCOUNTER FOR CLOSED FRACTURE	S52571A
DX_FRACTURE	FRACTURES	DX10	S52.571B	OTHER INTRAARTICULAR FRACTURE OF LOWER END OF RIGHT RADIUS, INITIAL ENCOUNTER FOR OPEN FRACTURE TYPE I OR II	S52571B
DX_FRACTURE	FRACTURES	DX10	S52.571C	OTHER INTRAARTICULAR FRACTURE OF LOWER END OF RIGHT RADIUS, INITIAL ENCOUNTER FOR OPEN FRACTURE TYPE IIIA, IIIB, OR IIIC	S52571C
DX_FRACTURE	FRACTURES	DX10	S52.572A	OTHER INTRAARTICULAR FRACTURE OF LOWER END OF LEFT RADIUS, INITIAL ENCOUNTER FOR CLOSED FRACTURE	S52572A
DX_FRACTURE	FRACTURES	DX10	S52.572B	OTHER INTRAARTICULAR FRACTURE OF LOWER END OF LEFT RADIUS, INITIAL ENCOUNTER FOR OPEN FRACTURE TYPE I OR II	S52572B
DX_FRACTURE	FRACTURES	DX10	S52.572C	OTHER INTRAARTICULAR FRACTURE OF LOWER END OF LEFT RADIUS, INITIAL ENCOUNTER FOR OPEN FRACTURE TYPE IIIA, IIIB, OR IIIC	S52572C
DX_FRACTURE	FRACTURES	DX10	S52.579A	OTHER INTRAARTICULAR FRACTURE OF LOWER END OF UNSPECIFIED RADIUS, INITIAL ENCOUNTER FOR CLOSED FRACTURE	S52579A
DX_FRACTURE	FRACTURES	DX10	S52.579B	OTHER INTRAARTICULAR FRACTURE OF LOWER END OF UNSPECIFIED RADIUS, INITIAL ENCOUNTER FOR OPEN FRACTURE TYPE I OR II	S52579B
DX_FRACTURE	FRACTURES	DX10	S52.579C	OTHER INTRAARTICULAR FRACTURE OF LOWER END OF UNSPECIFIED RADIUS, INITIAL ENCOUNTER FOR OPEN FRACTURE TYPE IIIA, IIIB, OR IIIC	S52579C
DX_FRACTURE	FRACTURES	DX10	S52.591A	OTHER FRACTURES OF LOWER END OF RIGHT RADIUS, INITIAL ENCOUNTER FOR CLOSED FRACTURE	S52591A
DX_FRACTURE	FRACTURES	DX10	S52.591B	OTHER FRACTURES OF LOWER END OF RIGHT RADIUS, INITIAL ENCOUNTER FOR OPEN FRACTURE TYPE I OR II	S52591B
DX_FRACTURE	FRACTURES	DX10	S52.591C	OTHER FRACTURES OF LOWER END OF RIGHT RADIUS, INITIAL ENCOUNTER FOR OPEN FRACTURE TYPE IIIA, IIIB, OR IIIC	S52591C
DX_FRACTURE	FRACTURES	DX10	S52.592A	OTHER FRACTURES OF LOWER END OF LEFT RADIUS, INITIAL ENCOUNTER FOR CLOSED FRACTURE	S52592A
DX_FRACTURE	FRACTURES	DX10	S52.592B	OTHER FRACTURES OF LOWER END OF LEFT RADIUS, INITIAL ENCOUNTER FOR OPEN FRACTURE TYPE I OR II	S52592B
DX_FRACTURE	FRACTURES	DX10	S52.592C	OTHER FRACTURES OF LOWER END OF LEFT RADIUS, INITIAL ENCOUNTER FOR OPEN FRACTURE TYPE IIIA, IIIB, OR IIIC	S52592C
DX_FRACTURE	FRACTURES	DX10	S52.599A	OTHER FRACTURES OF LOWER END OF UNSPECIFIED RADIUS, INITIAL ENCOUNTER FOR CLOSED FRACTURE	S52599A
DX_FRACTURE	FRACTURES	DX10	S52.599B	OTHER FRACTURES OF LOWER END OF UNSPECIFIED RADIUS, INITIAL ENCOUNTER FOR OPEN FRACTURE TYPE I OR II	S52599B
DX_FRACTURE	FRACTURES	DX10	S52.599C	OTHER FRACTURES OF LOWER END OF UNSPECIFIED RADIUS, INITIAL ENCOUNTER FOR OPEN FRACTURE TYPE IIIA, IIIB, OR IIIC	S52599C
DX_FRACTURE	FRACTURES	DX10	S52.601A	UNSPECIFIED FRACTURE OF LOWER END OF RIGHT ULNA, INITIAL ENCOUNTER FOR CLOSED FRACTURE	S52601A
DX_FRACTURE	FRACTURES	DX10	S52.601B	UNSPECIFIED FRACTURE OF LOWER END OF RIGHT ULNA, INITIAL ENCOUNTER FOR OPEN FRACTURE TYPE I OR II	S52601B
DX_FRACTURE	FRACTURES	DX10	S52.601C	UNSPECIFIED FRACTURE OF LOWER END OF RIGHT ULNA, INITIAL ENCOUNTER FOR OPEN FRACTURE TYPE IIIA, IIIB, OR IIIC	S52601C
DX_FRACTURE	FRACTURES	DX10	S52.602A	UNSPECIFIED FRACTURE OF LOWER END OF LEFT ULNA, INITIAL ENCOUNTER FOR CLOSED FRACTURE	S52602A
DX_FRACTURE	FRACTURES	DX10	S52.602B	UNSPECIFIED FRACTURE OF LOWER END OF LEFT ULNA, INITIAL ENCOUNTER FOR OPEN FRACTURE TYPE I OR II	S52602B
DX_FRACTURE	FRACTURES	DX10	S52.602C	UNSPECIFIED FRACTURE OF LOWER END OF LEFT ULNA, INITIAL ENCOUNTER FOR OPEN FRACTURE TYPE IIIA, IIIB, OR IIIC	S52602C
DX_FRACTURE	FRACTURES	DX10	S52.609A	UNSPECIFIED FRACTURE OF LOWER END OF UNSPECIFIED ULNA, INITIAL ENCOUNTER FOR CLOSED FRACTURE	S52609A
DX_FRACTURE	FRACTURES	DX10	S52.609B	UNSPECIFIED FRACTURE OF LOWER END OF UNSPECIFIED ULNA, INITIAL ENCOUNTER FOR OPEN FRACTURE TYPE I OR II	S52609B
DX_FRACTURE	FRACTURES	DX10	S52.609C	UNSPECIFIED FRACTURE OF LOWER END OF UNSPECIFIED ULNA, INITIAL ENCOUNTER FOR OPEN FRACTURE TYPE IIIA, IIIB, OR IIIC	S52609C
DX_FRACTURE	FRACTURES	DX10	S52.611A	DISPLACED FRACTURE OF RIGHT ULNA STYLOID PROCESS, INITIAL ENCOUNTER FOR CLOSED FRACTURE	S52611A
DX_FRACTURE	FRACTURES	DX10	S52.611B	DISPLACED FRACTURE OF RIGHT ULNA STYLOID PROCESS, INITIAL ENCOUNTER FOR OPEN FRACTURE TYPE I OR II	S52611B
DX_FRACTURE	FRACTURES	DX10	S52.611C	DISPLACED FRACTURE OF RIGHT ULNA STYLOID PROCESS, INITIAL ENCOUNTER FOR OPEN FRACTURE TYPE IIIA, IIIB, OR IIIC	S52611C
DX_FRACTURE	FRACTURES	DX10	S52.612A	DISPLACED FRACTURE OF LEFT ULNA STYLOID PROCESS, INITIAL ENCOUNTER FOR CLOSED FRACTURE	S52612A
DX_FRACTURE	FRACTURES	DX10	S52.612B	DISPLACED FRACTURE OF LEFT ULNA STYLOID PROCESS, INITIAL ENCOUNTER FOR OPEN FRACTURE TYPE I OR II	S52612B
DX_FRACTURE	FRACTURES	DX10	S52.612C	DISPLACED FRACTURE OF LEFT ULNA STYLOID PROCESS, INITIAL ENCOUNTER FOR OPEN FRACTURE TYPE IIIA, IIIB, OR IIIC	S52612C
DX_FRACTURE	FRACTURES	DX10	S52.613A	DISPLACED FRACTURE OF UNSPECIFIED ULNA STYLOID PROCESS, INITIAL ENCOUNTER FOR CLOSED FRACTURE	S52613A
DX_FRACTURE	FRACTURES	DX10	S52.613B	DISPLACED FRACTURE OF UNSPECIFIED ULNA STYLOID PROCESS, INITIAL ENCOUNTER FOR OPEN FRACTURE TYPE I OR II	S52613B
DX_FRACTURE	FRACTURES	DX10	S52.613C	DISPLACED FRACTURE OF UNSPECIFIED ULNA STYLOID PROCESS, INITIAL ENCOUNTER FOR OPEN FRACTURE TYPE IIIA, IIIB, OR IIIC	S52613C
DX_FRACTURE	FRACTURES	DX10	S52.614A	NONDISPLACED FRACTURE OF RIGHT ULNA STYLOID PROCESS, INITIAL ENCOUNTER FOR CLOSED FRACTURE	S52614A
DX_FRACTURE	FRACTURES	DX10	S52.614B	NONDISPLACED FRACTURE OF RIGHT ULNA STYLOID PROCESS, INITIAL ENCOUNTER FOR OPEN FRACTURE TYPE I OR II	S52614B
DX_FRACTURE	FRACTURES	DX10	S52.614C	NONDISPLACED FRACTURE OF RIGHT ULNA STYLOID PROCESS, INITIAL ENCOUNTER FOR OPEN FRACTURE TYPE IIIA, IIIB, OR IIIC	S52614C
DX_FRACTURE	FRACTURES	DX10	S52.615A	NONDISPLACED FRACTURE OF LEFT ULNA STYLOID PROCESS, INITIAL ENCOUNTER FOR CLOSED FRACTURE	S52615A
DX_FRACTURE	FRACTURES	DX10	S52.615B	NONDISPLACED FRACTURE OF LEFT ULNA STYLOID PROCESS, INITIAL ENCOUNTER FOR OPEN FRACTURE TYPE I OR II	S52615B
DX_FRACTURE	FRACTURES	DX10	S52.615C	NONDISPLACED FRACTURE OF LEFT ULNA STYLOID PROCESS, INITIAL ENCOUNTER FOR OPEN FRACTURE TYPE IIIA, IIIB, OR IIIC	S52615C
DX_FRACTURE	FRACTURES	DX10	S52.616A	NONDISPLACED FRACTURE OF UNSPECIFIED ULNA STYLOID PROCESS, INITIAL ENCOUNTER FOR CLOSED FRACTURE	S52616A

Boehringer Ingelheim
Statistical and Epidemiological Analysis Plan (SEAP) for Non-Interventional Study
(NIS)
BI Study Number 1245-0228

Proprietary confidential information © 2023 Boehringer Ingelheim International GmbH or one or more of its affiliated companies

DX_FRACTURE	FRACTURES	DX10	S52.616B	NONDISPLACED FRACTURE OF UNSPECIFIED ULNA STYLOID PROCESS, INITIAL ENCOUNTER FOR OPEN FRACTURE TYPE I OR II	S52616B
DX_FRACTURE	FRACTURES	DX10	S52.616C	NONDISPLACED FRACTURE OF UNSPECIFIED ULNA STYLOID PROCESS, INITIAL ENCOUNTER FOR OPEN FRACTURE TYPE IIIA, IIIB, OR IIIC	S52616C
DX_FRACTURE	FRACTURES	DX10	S52.621A	TORUS FRACTURE OF LOWER END OF RIGHT ULNA, INITIAL ENCOUNTER FOR CLOSED FRACTURE	S52621A
DX_FRACTURE	FRACTURES	DX10	S52.622A	TORUS FRACTURE OF LOWER END OF LEFT ULNA, INITIAL ENCOUNTER FOR CLOSED FRACTURE	S52622A
DX_FRACTURE	FRACTURES	DX10	S52.629A	TORUS FRACTURE OF LOWER END OF UNSPECIFIED ULNA, INITIAL ENCOUNTER FOR CLOSED FRACTURE	S52629A
DX_FRACTURE	FRACTURES	DX10	S52.691A	OTHER FRACTURE OF LOWER END OF RIGHT ULNA, INITIAL ENCOUNTER FOR CLOSED FRACTURE	S52691A
DX_FRACTURE	FRACTURES	DX10	S52.691B	OTHER FRACTURE OF LOWER END OF RIGHT ULNA, INITIAL ENCOUNTER FOR OPEN FRACTURE TYPE I OR II	S52691B
DX_FRACTURE	FRACTURES	DX10	S52.691C	OTHER FRACTURE OF LOWER END OF RIGHT ULNA, INITIAL ENCOUNTER FOR OPEN FRACTURE TYPE IIIA, IIIB, OR IIIC	S52691C
DX_FRACTURE	FRACTURES	DX10	S52.692A	OTHER FRACTURE OF LOWER END OF LEFT ULNA, INITIAL ENCOUNTER FOR CLOSED FRACTURE	S52692A
DX_FRACTURE	FRACTURES	DX10	S52.692B	OTHER FRACTURE OF LOWER END OF LEFT ULNA, INITIAL ENCOUNTER FOR OPEN FRACTURE TYPE I OR II	S52692B
DX_FRACTURE	FRACTURES	DX10	S52.692C	OTHER FRACTURE OF LOWER END OF LEFT ULNA, INITIAL ENCOUNTER FOR OPEN FRACTURE TYPE IIIA, IIIB, OR IIIC	S52692C
DX_FRACTURE	FRACTURES	DX10	S52.699A	OTHER FRACTURE OF LOWER END OF UNSPECIFIED ULNA, INITIAL ENCOUNTER FOR CLOSED FRACTURE	S52699A
DX_FRACTURE	FRACTURES	DX10	S52.699B	OTHER FRACTURE OF LOWER END OF UNSPECIFIED ULNA, INITIAL ENCOUNTER FOR OPEN FRACTURE TYPE I OR II	S52699B
DX_FRACTURE	FRACTURES	DX10	S52.699C	OTHER FRACTURE OF LOWER END OF UNSPECIFIED ULNA, INITIAL ENCOUNTER FOR OPEN FRACTURE TYPE IIIA, IIIB, OR IIIC	S52699C
DX_FRACTURE	FRACTURES	DX10	S52.90XA	UNSPECIFIED FRACTURE OF UNSPECIFIED FOREARM, INITIAL ENCOUNTER FOR CLOSED FRACTURE	S5290XA
DX_FRACTURE	FRACTURES	DX10	S52.90XB	UNSPECIFIED FRACTURE OF UNSPECIFIED FOREARM, INITIAL ENCOUNTER FOR OPEN FRACTURE TYPE I OR II	S5290XB
DX_FRACTURE	FRACTURES	DX10	S52.90XC	UNSPECIFIED FRACTURE OF UNSPECIFIED FOREARM, INITIAL ENCOUNTER FOR OPEN FRACTURE TYPE IIIA, IIIB, OR IIIC	S5290XC
DX_FRACTURE	FRACTURES	DX10	S52.91XA	UNSPECIFIED FRACTURE OF RIGHT FOREARM, INITIAL ENCOUNTER FOR CLOSED FRACTURE	S5291XA
DX_FRACTURE	FRACTURES	DX10	S52.91XB	UNSPECIFIED FRACTURE OF RIGHT FOREARM, INITIAL ENCOUNTER FOR OPEN FRACTURE TYPE I OR II	S5291XB
DX_FRACTURE	FRACTURES	DX10	S52.91XC	UNSPECIFIED FRACTURE OF RIGHT FOREARM, INITIAL ENCOUNTER FOR OPEN FRACTURE TYPE IIIA, IIIB, OR IIIC	S5291XC
DX_FRACTURE	FRACTURES	DX10	S52.92XA	UNSPECIFIED FRACTURE OF LEFT FOREARM, INITIAL ENCOUNTER FOR CLOSED FRACTURE	S5292XA
DX_FRACTURE	FRACTURES	DX10	S52.92XB	UNSPECIFIED FRACTURE OF LEFT FOREARM, INITIAL ENCOUNTER FOR OPEN FRACTURE TYPE I OR II	S5292XB
DX_FRACTURE	FRACTURES	DX10	S52.92XC	UNSPECIFIED FRACTURE OF LEFT FOREARM, INITIAL ENCOUNTER FOR OPEN FRACTURE TYPE IIIA, IIIB, OR IIIC	S5292XC
DX_FRACTURE	FRACTURES	DX10	S72.001A	FRACTURE OF UNSPECIFIED PART OF NECK OF RIGHT FEMUR, INITIAL ENCOUNTER FOR CLOSED FRACTURE	S72001A
DX_FRACTURE	FRACTURES	DX10	S72.001B	FRACTURE OF UNSPECIFIED PART OF NECK OF RIGHT FEMUR, INITIAL ENCOUNTER FOR OPEN FRACTURE TYPE I OR II	S72001B
DX_FRACTURE	FRACTURES	DX10	S72.001C	FRACTURE OF UNSPECIFIED PART OF NECK OF RIGHT FEMUR, INITIAL ENCOUNTER FOR OPEN FRACTURE TYPE IIIA, IIIB, OR IIIC	S72001C
DX_FRACTURE	FRACTURES	DX10	S72.002A	FRACTURE OF UNSPECIFIED PART OF NECK OF LEFT FEMUR, INITIAL ENCOUNTER FOR CLOSED FRACTURE	S72002A
DX_FRACTURE	FRACTURES	DX10	S72.002B	FRACTURE OF UNSPECIFIED PART OF NECK OF LEFT FEMUR, INITIAL ENCOUNTER FOR OPEN FRACTURE TYPE I OR II	S72002B
DX_FRACTURE	FRACTURES	DX10	S72.002C	FRACTURE OF UNSPECIFIED PART OF NECK OF LEFT FEMUR, INITIAL ENCOUNTER FOR OPEN FRACTURE TYPE IIIA, IIIB, OR IIIC	S72002C
DX_FRACTURE	FRACTURES	DX10	S72.009A	FRACTURE OF UNSPECIFIED PART OF NECK OF UNSPECIFIED FEMUR, INITIAL ENCOUNTER FOR CLOSED FRACTURE	S72009A
DX_FRACTURE	FRACTURES	DX10	S72.009B	FRACTURE OF UNSPECIFIED PART OF NECK OF UNSPECIFIED FEMUR, INITIAL ENCOUNTER FOR OPEN FRACTURE TYPE I OR II	S72009B
DX_FRACTURE	FRACTURES	DX10	S72.009C	FRACTURE OF UNSPECIFIED PART OF NECK OF UNSPECIFIED FEMUR, INITIAL ENCOUNTER FOR OPEN FRACTURE TYPE IIIA, IIIB, OR IIIC	S72009C
DX_FRACTURE	FRACTURES	DX10	S72.011A	UNSPECIFIED INTRACAPSULAR FRACTURE OF RIGHT FEMUR, INITIAL ENCOUNTER FOR CLOSED FRACTURE	S72011A
DX_FRACTURE	FRACTURES	DX10	S72.011B	UNSPECIFIED INTRACAPSULAR FRACTURE OF RIGHT FEMUR, INITIAL ENCOUNTER FOR OPEN FRACTURE TYPE I OR II	S72011B
DX_FRACTURE	FRACTURES	DX10	S72.011C	UNSPECIFIED INTRACAPSULAR FRACTURE OF RIGHT FEMUR, INITIAL ENCOUNTER FOR OPEN FRACTURE TYPE IIIA, IIIB, OR IIIC	S72011C
DX_FRACTURE	FRACTURES	DX10	S72.012A	UNSPECIFIED INTRACAPSULAR FRACTURE OF LEFT FEMUR, INITIAL ENCOUNTER FOR CLOSED FRACTURE	S72012A
DX_FRACTURE	FRACTURES	DX10	S72.012B	UNSPECIFIED INTRACAPSULAR FRACTURE OF LEFT FEMUR, INITIAL ENCOUNTER FOR OPEN FRACTURE TYPE I OR II	S72012B
DX_FRACTURE	FRACTURES	DX10	S72.012C	UNSPECIFIED INTRACAPSULAR FRACTURE OF LEFT FEMUR, INITIAL ENCOUNTER FOR OPEN FRACTURE TYPE IIIA, IIIB, OR IIIC	S72012C
DX_FRACTURE	FRACTURES	DX10	S72.019A	UNSPECIFIED INTRACAPSULAR FRACTURE OF UNSPECIFIED FEMUR, INITIAL ENCOUNTER FOR CLOSED FRACTURE	S72019A
DX_FRACTURE	FRACTURES	DX10	S72.019B	UNSPECIFIED INTRACAPSULAR FRACTURE OF UNSPECIFIED FEMUR, INITIAL ENCOUNTER FOR OPEN FRACTURE TYPE I OR II	S72019B
DX_FRACTURE	FRACTURES	DX10	S72.019C	UNSPECIFIED INTRACAPSULAR FRACTURE OF UNSPECIFIED FEMUR, INITIAL ENCOUNTER FOR OPEN FRACTURE TYPE IIIA, IIIB, OR IIIC	S72019C
DX_FRACTURE	FRACTURES	DX10	S72.031A	DISPLACED MIDCERVICAL FRACTURE OF RIGHT FEMUR, INITIAL ENCOUNTER FOR CLOSED FRACTURE	S72031A
DX_FRACTURE	FRACTURES	DX10	S72.031B	DISPLACED MIDCERVICAL FRACTURE OF RIGHT FEMUR, INITIAL ENCOUNTER FOR OPEN FRACTURE TYPE I OR II	S72031B
DX_FRACTURE	FRACTURES	DX10	S72.031C	DISPLACED MIDCERVICAL FRACTURE OF RIGHT FEMUR, INITIAL ENCOUNTER FOR OPEN FRACTURE TYPE IIIA, IIIB, OR IIIC	S72031C
DX_FRACTURE	FRACTURES	DX10	S72.032A	DISPLACED MIDCERVICAL FRACTURE OF LEFT FEMUR, INITIAL ENCOUNTER FOR CLOSED FRACTURE	S72032A
DX_FRACTURE	FRACTURES	DX10	S72.032B	DISPLACED MIDCERVICAL FRACTURE OF LEFT FEMUR, INITIAL ENCOUNTER FOR OPEN FRACTURE TYPE I OR II	S72032B
DX_FRACTURE	FRACTURES	DX10	S72.032C	DISPLACED MIDCERVICAL FRACTURE OF LEFT FEMUR, INITIAL ENCOUNTER FOR OPEN FRACTURE TYPE IIIA, IIIB, OR IIIC	S72032C
DX_FRACTURE	FRACTURES	DX10	S72.033A	DISPLACED MIDCERVICAL FRACTURE OF UNSPECIFIED FEMUR, INITIAL ENCOUNTER FOR CLOSED FRACTURE	S72033A
DX_FRACTURE	FRACTURES	DX10	S72.033B	DISPLACED MIDCERVICAL FRACTURE OF UNSPECIFIED FEMUR, INITIAL ENCOUNTER FOR OPEN FRACTURE TYPE I OR II	S72033B

Boehringer Ingelheim
Statistical and Epidemiological Analysis Plan (SEAP) for Non-Interventional Study
(NIS)
BI Study Number 1245-0228

Proprietary confidential information © 2023 Boehringer Ingelheim International GmbH or one or more of its affiliated companies

DX_FRACTURE	FRACTURES	DX10	S72.033C	DISPLACED MIDCERVICAL FRACTURE OF UNSPECIFIED FEMUR, INITIAL ENCOUNTER FOR OPEN FRACTURE TYPE IIIA, IIIB, OR IIIC	S72033C
DX_FRACTURE	FRACTURES	DX10	S72.034A	NONDISPLACED MIDCERVICAL FRACTURE OF RIGHT FEMUR, INITIAL ENCOUNTER FOR CLOSED FRACTURE	S72034A
DX_FRACTURE	FRACTURES	DX10	S72.034B	NONDISPLACED MIDCERVICAL FRACTURE OF RIGHT FEMUR, INITIAL ENCOUNTER FOR OPEN FRACTURE TYPE I OR II	S72034B
DX_FRACTURE	FRACTURES	DX10	S72.034C	NONDISPLACED MIDCERVICAL FRACTURE OF RIGHT FEMUR, INITIAL ENCOUNTER FOR OPEN FRACTURE TYPE IIIA, IIIB, OR IIIC	S72034C
DX_FRACTURE	FRACTURES	DX10	S72.035A	NONDISPLACED MIDCERVICAL FRACTURE OF LEFT FEMUR, INITIAL ENCOUNTER FOR CLOSED FRACTURE	S72035A
DX_FRACTURE	FRACTURES	DX10	S72.035B	NONDISPLACED MIDCERVICAL FRACTURE OF LEFT FEMUR, INITIAL ENCOUNTER FOR OPEN FRACTURE TYPE I OR II	S72035B
DX_FRACTURE	FRACTURES	DX10	S72.035C	NONDISPLACED MIDCERVICAL FRACTURE OF LEFT FEMUR, INITIAL ENCOUNTER FOR OPEN FRACTURE TYPE IIIA, IIIB, OR IIIC	S72035C
DX_FRACTURE	FRACTURES	DX10	S72.036A	NONDISPLACED MIDCERVICAL FRACTURE OF UNSPECIFIED FEMUR, INITIAL ENCOUNTER FOR CLOSED FRACTURE	S72036A
DX_FRACTURE	FRACTURES	DX10	S72.036B	NONDISPLACED MIDCERVICAL FRACTURE OF UNSPECIFIED FEMUR, INITIAL ENCOUNTER FOR OPEN FRACTURE TYPE I OR II	S72036B
DX_FRACTURE	FRACTURES	DX10	S72.036C	NONDISPLACED MIDCERVICAL FRACTURE OF UNSPECIFIED FEMUR, INITIAL ENCOUNTER FOR OPEN FRACTURE TYPE IIIA, IIIB, OR IIIC	S72036C
DX_FRACTURE	FRACTURES	DX10	S72.041A	DISPLACED FRACTURE OF BASE OF NECK OF RIGHT FEMUR, INITIAL ENCOUNTER FOR CLOSED FRACTURE	S72041A
DX_FRACTURE	FRACTURES	DX10	S72.041B	DISPLACED FRACTURE OF BASE OF NECK OF RIGHT FEMUR, INITIAL ENCOUNTER FOR OPEN FRACTURE TYPE I OR II	S72041B
DX_FRACTURE	FRACTURES	DX10	S72.041C	DISPLACED FRACTURE OF BASE OF NECK OF RIGHT FEMUR, INITIAL ENCOUNTER FOR OPEN FRACTURE TYPE IIIA, IIIB, OR IIIC	S72041C
DX_FRACTURE	FRACTURES	DX10	S72.042A	DISPLACED FRACTURE OF BASE OF NECK OF LEFT FEMUR, INITIAL ENCOUNTER FOR CLOSED FRACTURE	S72042A
DX_FRACTURE	FRACTURES	DX10	S72.042B	DISPLACED FRACTURE OF BASE OF NECK OF LEFT FEMUR, INITIAL ENCOUNTER FOR OPEN FRACTURE TYPE I OR II	S72042B
DX_FRACTURE	FRACTURES	DX10	S72.042C	DISPLACED FRACTURE OF BASE OF NECK OF LEFT FEMUR, INITIAL ENCOUNTER FOR OPEN FRACTURE TYPE IIIA, IIIB, OR IIIC	S72042C
DX_FRACTURE	FRACTURES	DX10	S72.043A	DISPLACED FRACTURE OF BASE OF NECK OF UNSPECIFIED FEMUR, INITIAL ENCOUNTER FOR CLOSED FRACTURE	S72043A
DX_FRACTURE	FRACTURES	DX10	S72.043B	DISPLACED FRACTURE OF BASE OF NECK OF UNSPECIFIED FEMUR, INITIAL ENCOUNTER FOR OPEN FRACTURE TYPE I OR II	S72043B
DX_FRACTURE	FRACTURES	DX10	S72.043C	DISPLACED FRACTURE OF BASE OF NECK OF UNSPECIFIED FEMUR, INITIAL ENCOUNTER FOR OPEN FRACTURE TYPE IIIA, IIIB, OR IIIC	S72043C
DX_FRACTURE	FRACTURES	DX10	S72.045A	NONDISPLACED FRACTURE OF BASE OF NECK OF LEFT FEMUR, INITIAL ENCOUNTER FOR CLOSED FRACTURE	S72045A
DX_FRACTURE	FRACTURES	DX10	S72.045B	NONDISPLACED FRACTURE OF BASE OF NECK OF LEFT FEMUR, INITIAL ENCOUNTER FOR OPEN FRACTURE TYPE I OR II	S72045B
DX_FRACTURE	FRACTURES	DX10	S72.045C	NONDISPLACED FRACTURE OF BASE OF NECK OF LEFT FEMUR, INITIAL ENCOUNTER FOR OPEN FRACTURE TYPE IIIA, IIIB, OR IIIC	S72045C
DX_FRACTURE	FRACTURES	DX10	S72.046A	NONDISPLACED FRACTURE OF BASE OF NECK OF UNSPECIFIED FEMUR, INITIAL ENCOUNTER FOR CLOSED FRACTURE	S72046A
DX_FRACTURE	FRACTURES	DX10	S72.046B	NONDISPLACED FRACTURE OF BASE OF NECK OF UNSPECIFIED FEMUR, INITIAL ENCOUNTER FOR OPEN FRACTURE TYPE I OR II	S72046B
DX_FRACTURE	FRACTURES	DX10	S72.046C	NONDISPLACED FRACTURE OF BASE OF NECK OF UNSPECIFIED FEMUR, INITIAL ENCOUNTER FOR OPEN FRACTURE TYPE IIIA, IIIB, OR IIIC	S72046C
DX_FRACTURE	FRACTURES	DX10	S72.051A	UNSPECIFIED FRACTURE OF HEAD OF RIGHT FEMUR, INITIAL ENCOUNTER FOR CLOSED FRACTURE	S72051A
DX_FRACTURE	FRACTURES	DX10	S72.051B	UNSPECIFIED FRACTURE OF HEAD OF RIGHT FEMUR, INITIAL ENCOUNTER FOR OPEN FRACTURE TYPE I OR II	S72051B
DX_FRACTURE	FRACTURES	DX10	S72.051C	UNSPECIFIED FRACTURE OF HEAD OF RIGHT FEMUR, INITIAL ENCOUNTER FOR OPEN FRACTURE TYPE IIIA, IIIB, OR IIIC	S72051C
DX_FRACTURE	FRACTURES	DX10	S72.052A	UNSPECIFIED FRACTURE OF HEAD OF LEFT FEMUR, INITIAL ENCOUNTER FOR CLOSED FRACTURE	S72052A
DX_FRACTURE	FRACTURES	DX10	S72.052B	UNSPECIFIED FRACTURE OF HEAD OF LEFT FEMUR, INITIAL ENCOUNTER FOR OPEN FRACTURE TYPE I OR II	S72052B
DX_FRACTURE	FRACTURES	DX10	S72.052C	UNSPECIFIED FRACTURE OF HEAD OF LEFT FEMUR, INITIAL ENCOUNTER FOR OPEN FRACTURE TYPE IIIA, IIIB, OR IIIC	S72052C
DX_FRACTURE	FRACTURES	DX10	S72.059A	UNSPECIFIED FRACTURE OF HEAD OF UNSPECIFIED FEMUR, INITIAL ENCOUNTER FOR CLOSED FRACTURE	S72059A
DX_FRACTURE	FRACTURES	DX10	S72.059B	UNSPECIFIED FRACTURE OF HEAD OF UNSPECIFIED FEMUR, INITIAL ENCOUNTER FOR OPEN FRACTURE TYPE I OR II	S72059B
DX_FRACTURE	FRACTURES	DX10	S72.059C	UNSPECIFIED FRACTURE OF HEAD OF UNSPECIFIED FEMUR, INITIAL ENCOUNTER FOR OPEN FRACTURE TYPE IIIA, IIIB, OR IIIC	S72059C
DX_FRACTURE	FRACTURES	DX10	S72.061A	DISPLACED ARTICULAR FRACTURE OF HEAD OF RIGHT FEMUR, INITIAL ENCOUNTER FOR CLOSED FRACTURE	S72061A
DX_FRACTURE	FRACTURES	DX10	S72.061B	DISPLACED ARTICULAR FRACTURE OF HEAD OF RIGHT FEMUR, INITIAL ENCOUNTER FOR OPEN FRACTURE TYPE I OR II	S72061B
DX_FRACTURE	FRACTURES	DX10	S72.061C	DISPLACED ARTICULAR FRACTURE OF HEAD OF RIGHT FEMUR, INITIAL ENCOUNTER FOR OPEN FRACTURE TYPE IIIA, IIIB, OR IIIC	S72061C
DX_FRACTURE	FRACTURES	DX10	S72.062A	DISPLACED ARTICULAR FRACTURE OF HEAD OF LEFT FEMUR, INITIAL ENCOUNTER FOR CLOSED FRACTURE	S72062A
DX_FRACTURE	FRACTURES	DX10	S72.062B	DISPLACED ARTICULAR FRACTURE OF HEAD OF LEFT FEMUR, INITIAL ENCOUNTER FOR OPEN FRACTURE TYPE I OR II	S72062B
DX_FRACTURE	FRACTURES	DX10	S72.062C	DISPLACED ARTICULAR FRACTURE OF HEAD OF LEFT FEMUR, INITIAL ENCOUNTER FOR OPEN FRACTURE TYPE IIIA, IIIB, OR IIIC	S72062C
DX_FRACTURE	FRACTURES	DX10	S72.063A	DISPLACED ARTICULAR FRACTURE OF HEAD OF UNSPECIFIED FEMUR, INITIAL ENCOUNTER FOR CLOSED FRACTURE	S72063A
DX_FRACTURE	FRACTURES	DX10	S72.063B	DISPLACED ARTICULAR FRACTURE OF HEAD OF UNSPECIFIED FEMUR, INITIAL ENCOUNTER FOR OPEN FRACTURE TYPE I OR II	S72063B
DX_FRACTURE	FRACTURES	DX10	S72.063C	DISPLACED ARTICULAR FRACTURE OF HEAD OF UNSPECIFIED FEMUR, INITIAL ENCOUNTER FOR OPEN FRACTURE TYPE IIIA, IIIB, OR IIIC	S72063C
DX_FRACTURE	FRACTURES	DX10	S72.064A	NONDISPLACED ARTICULAR FRACTURE OF HEAD OF RIGHT FEMUR, INITIAL ENCOUNTER FOR CLOSED FRACTURE	S72064A
DX_FRACTURE	FRACTURES	DX10	S72.064B	NONDISPLACED ARTICULAR FRACTURE OF HEAD OF RIGHT FEMUR, INITIAL ENCOUNTER FOR OPEN FRACTURE TYPE I OR II	S72064B
DX_FRACTURE	FRACTURES	DX10	S72.064C	NONDISPLACED ARTICULAR FRACTURE OF HEAD OF RIGHT FEMUR, INITIAL ENCOUNTER FOR OPEN FRACTURE TYPE IIIA, IIIB, OR IIIC	S72064C
DX_FRACTURE	FRACTURES	DX10	S72.065A	NONDISPLACED ARTICULAR FRACTURE OF HEAD OF LEFT FEMUR, INITIAL ENCOUNTER FOR CLOSED FRACTURE	S72065A
DX_FRACTURE	FRACTURES	DX10	S72.065B	NONDISPLACED ARTICULAR FRACTURE OF HEAD OF LEFT FEMUR, INITIAL ENCOUNTER FOR OPEN FRACTURE TYPE I OR II	S72065B

Boehringer Ingelheim
Statistical and Epidemiological Analysis Plan (SEAP) for Non-Interventional Study
(NIS)
BI Study Number 1245-0228

Proprietary confidential information © 2023 Boehringer Ingelheim International GmbH or one or more of its affiliated companies

DX_FRACTURE	FRACTURES	DX10	S72.065C	NONDISPLACED ARTICULAR FRACTURE OF HEAD OF LEFT FEMUR, INITIAL ENCOUNTER FOR OPEN FRACTURE TYPE IIIA, IIIB, OR IIIC	S72065C
DX_FRACTURE	FRACTURES	DX10	S72.066A	NONDISPLACED ARTICULAR FRACTURE OF HEAD OF UNSPECIFIED FEMUR, INITIAL ENCOUNTER FOR CLOSED FRACTURE	S72066A
DX_FRACTURE	FRACTURES	DX10	S72.066B	NONDISPLACED ARTICULAR FRACTURE OF HEAD OF UNSPECIFIED FEMUR, INITIAL ENCOUNTER FOR OPEN FRACTURE TYPE I OR II	S72066B
DX_FRACTURE	FRACTURES	DX10	S72.066C	NONDISPLACED ARTICULAR FRACTURE OF HEAD OF UNSPECIFIED FEMUR, INITIAL ENCOUNTER FOR OPEN FRACTURE TYPE IIIA, IIIB, OR IIIC	S72066C
DX_FRACTURE	FRACTURES	DX10	S72.091A	OTHER FRACTURE OF HEAD AND NECK OF RIGHT FEMUR, INITIAL ENCOUNTER FOR CLOSED FRACTURE	S72091A
DX_FRACTURE	FRACTURES	DX10	S72.091B	OTHER FRACTURE OF HEAD AND NECK OF RIGHT FEMUR, INITIAL ENCOUNTER FOR OPEN FRACTURE TYPE I OR II	S72091B
DX_FRACTURE	FRACTURES	DX10	S72.091C	OTHER FRACTURE OF HEAD AND NECK OF RIGHT FEMUR, INITIAL ENCOUNTER FOR OPEN FRACTURE TYPE IIIA, IIIB, OR IIIC	S72091C
DX_FRACTURE	FRACTURES	DX10	S72.092A	OTHER FRACTURE OF HEAD AND NECK OF LEFT FEMUR, INITIAL ENCOUNTER FOR CLOSED FRACTURE	S72092A
DX_FRACTURE	FRACTURES	DX10	S72.092B	OTHER FRACTURE OF HEAD AND NECK OF LEFT FEMUR, INITIAL ENCOUNTER FOR OPEN FRACTURE TYPE I OR II	S72092B
DX_FRACTURE	FRACTURES	DX10	S72.092C	OTHER FRACTURE OF HEAD AND NECK OF LEFT FEMUR, INITIAL ENCOUNTER FOR OPEN FRACTURE TYPE IIIA, IIIB, OR IIIC	S72092C
DX_FRACTURE	FRACTURES	DX10	S72.099A	OTHER FRACTURE OF HEAD AND NECK OF UNSPECIFIED FEMUR, INITIAL ENCOUNTER FOR CLOSED FRACTURE	S72099A
DX_FRACTURE	FRACTURES	DX10	S72.099B	OTHER FRACTURE OF HEAD AND NECK OF UNSPECIFIED FEMUR, INITIAL ENCOUNTER FOR OPEN FRACTURE TYPE I OR II	S72099B
DX_FRACTURE	FRACTURES	DX10	S72.099C	OTHER FRACTURE OF HEAD AND NECK OF UNSPECIFIED FEMUR, INITIAL ENCOUNTER FOR OPEN FRACTURE TYPE IIIA, IIIB, OR IIIC	S72099C
DX_FRACTURE	FRACTURES	DX10	S72.101A	UNSPECIFIED TROCHANTERIC FRACTURE OF RIGHT FEMUR, INITIAL ENCOUNTER FOR CLOSED FRACTURE	S72101A
DX_FRACTURE	FRACTURES	DX10	S72.101B	UNSPECIFIED TROCHANTERIC FRACTURE OF RIGHT FEMUR, INITIAL ENCOUNTER FOR OPEN FRACTURE TYPE I OR II	S72101B
DX_FRACTURE	FRACTURES	DX10	S72.101C	UNSPECIFIED TROCHANTERIC FRACTURE OF RIGHT FEMUR, INITIAL ENCOUNTER FOR OPEN FRACTURE TYPE IIIA, IIIB, OR IIIC	S72101C
DX_FRACTURE	FRACTURES	DX10	S72.102A	UNSPECIFIED TROCHANTERIC FRACTURE OF LEFT FEMUR, INITIAL ENCOUNTER FOR CLOSED FRACTURE	S72102A
DX_FRACTURE	FRACTURES	DX10	S72.102B	UNSPECIFIED TROCHANTERIC FRACTURE OF LEFT FEMUR, INITIAL ENCOUNTER FOR OPEN FRACTURE TYPE I OR II	S72102B
DX_FRACTURE	FRACTURES	DX10	S72.102C	UNSPECIFIED TROCHANTERIC FRACTURE OF LEFT FEMUR, INITIAL ENCOUNTER FOR OPEN FRACTURE TYPE IIIA, IIIB, OR IIIC	S72102C
DX_FRACTURE	FRACTURES	DX10	S72.109A	UNSPECIFIED TROCHANTERIC FRACTURE OF UNSPECIFIED FEMUR, INITIAL ENCOUNTER FOR CLOSED FRACTURE	S72109A
DX_FRACTURE	FRACTURES	DX10	S72.109B	UNSPECIFIED TROCHANTERIC FRACTURE OF UNSPECIFIED FEMUR, INITIAL ENCOUNTER FOR OPEN FRACTURE TYPE I OR II	S72109B
DX_FRACTURE	FRACTURES	DX10	S72.109C	UNSPECIFIED TROCHANTERIC FRACTURE OF UNSPECIFIED FEMUR, INITIAL ENCOUNTER FOR OPEN FRACTURE TYPE IIIA, IIIB, OR IIIC	S72109C
DX_FRACTURE	FRACTURES	DX10	S72.111A	DISPLACED FRACTURE OF GREATER TROCHANTER OF RIGHT FEMUR, INITIAL ENCOUNTER FOR CLOSED FRACTURE	S72111A
DX_FRACTURE	FRACTURES	DX10	S72.111B	DISPLACED FRACTURE OF GREATER TROCHANTER OF RIGHT FEMUR, INITIAL ENCOUNTER FOR OPEN FRACTURE TYPE I OR II	S72111B
DX_FRACTURE	FRACTURES	DX10	S72.111C	DISPLACED FRACTURE OF GREATER TROCHANTER OF RIGHT FEMUR, INITIAL ENCOUNTER FOR OPEN FRACTURE TYPE IIIA, IIIB, OR IIIC	S72111C
DX_FRACTURE	FRACTURES	DX10	S72.112A	DISPLACED FRACTURE OF GREATER TROCHANTER OF LEFT FEMUR, INITIAL ENCOUNTER FOR CLOSED FRACTURE	S72112A
DX_FRACTURE	FRACTURES	DX10	S72.112B	DISPLACED FRACTURE OF GREATER TROCHANTER OF LEFT FEMUR, INITIAL ENCOUNTER FOR OPEN FRACTURE TYPE I OR II	S72112B
DX_FRACTURE	FRACTURES	DX10	S72.112C	DISPLACED FRACTURE OF GREATER TROCHANTER OF LEFT FEMUR, INITIAL ENCOUNTER FOR OPEN FRACTURE TYPE IIIA, IIIB, OR IIIC	S72112C
DX_FRACTURE	FRACTURES	DX10	S72.113A	DISPLACED FRACTURE OF GREATER TROCHANTER OF UNSPECIFIED FEMUR, INITIAL ENCOUNTER FOR CLOSED FRACTURE	S72113A
DX_FRACTURE	FRACTURES	DX10	S72.113B	DISPLACED FRACTURE OF GREATER TROCHANTER OF UNSPECIFIED FEMUR, INITIAL ENCOUNTER FOR OPEN FRACTURE TYPE I OR II	S72113B
DX_FRACTURE	FRACTURES	DX10	S72.113C	DISPLACED FRACTURE OF GREATER TROCHANTER OF UNSPECIFIED FEMUR, INITIAL ENCOUNTER FOR OPEN FRACTURE TYPE IIIA, IIIB, OR IIIC	S72113C
DX_FRACTURE	FRACTURES	DX10	S72.114A	NONDISPLACED FRACTURE OF GREATER TROCHANTER OF RIGHT FEMUR, INITIAL ENCOUNTER FOR CLOSED FRACTURE	S72114A
DX_FRACTURE	FRACTURES	DX10	S72.114B	NONDISPLACED FRACTURE OF GREATER TROCHANTER OF RIGHT FEMUR, INITIAL ENCOUNTER FOR OPEN FRACTURE TYPE I OR II	S72114B
DX_FRACTURE	FRACTURES	DX10	S72.114C	NONDISPLACED FRACTURE OF GREATER TROCHANTER OF RIGHT FEMUR, INITIAL ENCOUNTER FOR OPEN FRACTURE TYPE IIIA, IIIB, OR IIIC	S72114C
DX_FRACTURE	FRACTURES	DX10	S72.115A	NONDISPLACED FRACTURE OF GREATER TROCHANTER OF LEFT FEMUR, INITIAL ENCOUNTER FOR CLOSED FRACTURE	S72115A
DX_FRACTURE	FRACTURES	DX10	S72.115B	NONDISPLACED FRACTURE OF GREATER TROCHANTER OF LEFT FEMUR, INITIAL ENCOUNTER FOR OPEN FRACTURE TYPE I OR II	S72115B
DX_FRACTURE	FRACTURES	DX10	S72.115C	NONDISPLACED FRACTURE OF GREATER TROCHANTER OF LEFT FEMUR, INITIAL ENCOUNTER FOR OPEN FRACTURE TYPE IIIA, IIIB, OR IIIC	S72115C
DX_FRACTURE	FRACTURES	DX10	S72.116A	NONDISPLACED FRACTURE OF GREATER TROCHANTER OF UNSPECIFIED FEMUR, INITIAL ENCOUNTER FOR CLOSED FRACTURE	S72116A
DX_FRACTURE	FRACTURES	DX10	S72.116B	NONDISPLACED FRACTURE OF GREATER TROCHANTER OF UNSPECIFIED FEMUR, INITIAL ENCOUNTER FOR OPEN FRACTURE TYPE I OR II	S72116B
DX_FRACTURE	FRACTURES	DX10	S72.116C	NONDISPLACED FRACTURE OF GREATER TROCHANTER OF UNSPECIFIED FEMUR, INITIAL ENCOUNTER FOR OPEN FRACTURE TYPE IIIA, IIIB, OR IIIC	S72116C
DX_FRACTURE	FRACTURES	DX10	S72.121A	DISPLACED FRACTURE OF LESSER TROCHANTER OF RIGHT FEMUR, INITIAL ENCOUNTER FOR CLOSED FRACTURE	S72121A
DX_FRACTURE	FRACTURES	DX10	S72.121B	DISPLACED FRACTURE OF LESSER TROCHANTER OF RIGHT FEMUR, INITIAL ENCOUNTER FOR OPEN FRACTURE TYPE I OR II	S72121B
DX_FRACTURE	FRACTURES	DX10	S72.121C	DISPLACED FRACTURE OF LESSER TROCHANTER OF RIGHT FEMUR, INITIAL ENCOUNTER FOR OPEN FRACTURE TYPE IIIA, IIIB, OR IIIC	S72121C
DX_FRACTURE	FRACTURES	DX10	S72.122A	DISPLACED FRACTURE OF LESSER TROCHANTER OF LEFT FEMUR, INITIAL ENCOUNTER FOR CLOSED FRACTURE	S72122A
DX_FRACTURE	FRACTURES	DX10	S72.122B	DISPLACED FRACTURE OF LESSER TROCHANTER OF LEFT FEMUR, INITIAL ENCOUNTER FOR OPEN FRACTURE TYPE I OR II	S72122B
DX_FRACTURE	FRACTURES	DX10	S72.122C	DISPLACED FRACTURE OF LESSER TROCHANTER OF LEFT FEMUR, INITIAL ENCOUNTER FOR OPEN FRACTURE TYPE IIIA, IIIB, OR IIIC	S72122C
DX_FRACTURE	FRACTURES	DX10	S72.123A	DISPLACED FRACTURE OF LESSER TROCHANTER OF UNSPECIFIED FEMUR, INITIAL ENCOUNTER FOR CLOSED FRACTURE	S72123A
DX_FRACTURE	FRACTURES	DX10	S72.123B	DISPLACED FRACTURE OF LESSER TROCHANTER OF UNSPECIFIED FEMUR, INITIAL ENCOUNTER FOR OPEN FRACTURE TYPE I OR II	S72123B

Boehringer Ingelheim
Statistical and Epidemiological Analysis Plan (SEAP) for Non-Interventional Study
(NIS)
BI Study Number 1245-0228

Proprietary confidential information © 2023 Boehringer Ingelheim International GmbH or one or more of its affiliated companies

DX_FRACTURE	FRACTURES	DX10	S72.123C	DISPLACED FRACTURE OF LESSER TROCHANTER OF UNSPECIFIED FEMUR, INITIAL ENCOUNTER FOR OPEN FRACTURE TYPE IIIA, IIIB, OR IIIC	S72123C
DX_FRACTURE	FRACTURES	DX10	S72.124A	NONDISPLACED FRACTURE OF LESSER TROCHANTER OF RIGHT FEMUR, INITIAL ENCOUNTER FOR CLOSED FRACTURE	S72124A
DX_FRACTURE	FRACTURES	DX10	S72.124B	NONDISPLACED FRACTURE OF LESSER TROCHANTER OF RIGHT FEMUR, INITIAL ENCOUNTER FOR OPEN FRACTURE TYPE I OR II	S72124B
DX_FRACTURE	FRACTURES	DX10	S72.124C	NONDISPLACED FRACTURE OF LESSER TROCHANTER OF RIGHT FEMUR, INITIAL ENCOUNTER FOR OPEN FRACTURE TYPE IIIA, IIIB, OR IIIC	S72124C
DX_FRACTURE	FRACTURES	DX10	S72.125A	NONDISPLACED FRACTURE OF LESSER TROCHANTER OF LEFT FEMUR, INITIAL ENCOUNTER FOR CLOSED FRACTURE	S72125A
DX_FRACTURE	FRACTURES	DX10	S72.125B	NONDISPLACED FRACTURE OF LESSER TROCHANTER OF LEFT FEMUR, INITIAL ENCOUNTER FOR OPEN FRACTURE TYPE I OR II	S72125B
DX_FRACTURE	FRACTURES	DX10	S72.125C	NONDISPLACED FRACTURE OF LESSER TROCHANTER OF LEFT FEMUR, INITIAL ENCOUNTER FOR OPEN FRACTURE TYPE IIIA, IIIB, OR IIIC	S72125C
DX_FRACTURE	FRACTURES	DX10	S72.126A	NONDISPLACED FRACTURE OF LESSER TROCHANTER OF UNSPECIFIED FEMUR, INITIAL ENCOUNTER FOR CLOSED FRACTURE	S72126A
DX_FRACTURE	FRACTURES	DX10	S72.126B	NONDISPLACED FRACTURE OF LESSER TROCHANTER OF UNSPECIFIED FEMUR, INITIAL ENCOUNTER FOR OPEN FRACTURE TYPE I OR II	S72126B
DX_FRACTURE	FRACTURES	DX10	S72.126C	NONDISPLACED FRACTURE OF LESSER TROCHANTER OF UNSPECIFIED FEMUR, INITIAL ENCOUNTER FOR OPEN FRACTURE TYPE IIIA, IIIB, OR IIIC	S72126C
DX_FRACTURE	FRACTURES	DX10	S72.131A	DISPLACED APOPHYSEAL FRACTURE OF RIGHT FEMUR, INITIAL ENCOUNTER FOR CLOSED FRACTURE	S72131A
DX_FRACTURE	FRACTURES	DX10	S72.131B	DISPLACED APOPHYSEAL FRACTURE OF RIGHT FEMUR, INITIAL ENCOUNTER FOR OPEN FRACTURE TYPE I OR II	S72131B
DX_FRACTURE	FRACTURES	DX10	S72.131C	DISPLACED APOPHYSEAL FRACTURE OF RIGHT FEMUR, INITIAL ENCOUNTER FOR OPEN FRACTURE TYPE IIIA, IIIB, OR IIIC	S72131C
DX_FRACTURE	FRACTURES	DX10	S72.132A	DISPLACED APOPHYSEAL FRACTURE OF LEFT FEMUR, INITIAL ENCOUNTER FOR CLOSED FRACTURE	S72132A
DX_FRACTURE	FRACTURES	DX10	S72.132B	DISPLACED APOPHYSEAL FRACTURE OF LEFT FEMUR, INITIAL ENCOUNTER FOR OPEN FRACTURE TYPE I OR II	S72132B
DX_FRACTURE	FRACTURES	DX10	S72.132C	DISPLACED APOPHYSEAL FRACTURE OF LEFT FEMUR, INITIAL ENCOUNTER FOR OPEN FRACTURE TYPE IIIA, IIIB, OR IIIC	S72132C
DX_FRACTURE	FRACTURES	DX10	S72.133A	DISPLACED APOPHYSEAL FRACTURE OF UNSPECIFIED FEMUR, INITIAL ENCOUNTER FOR CLOSED FRACTURE	S72133A
DX_FRACTURE	FRACTURES	DX10	S72.133B	DISPLACED APOPHYSEAL FRACTURE OF UNSPECIFIED FEMUR, INITIAL ENCOUNTER FOR OPEN FRACTURE TYPE I OR II	S72133B
DX_FRACTURE	FRACTURES	DX10	S72.133C	DISPLACED APOPHYSEAL FRACTURE OF UNSPECIFIED FEMUR, INITIAL ENCOUNTER FOR OPEN FRACTURE TYPE IIIA, IIIB, OR IIIC	S72133C
DX_FRACTURE	FRACTURES	DX10	S72.134A	NONDISPLACED APOPHYSEAL FRACTURE OF RIGHT FEMUR, INITIAL ENCOUNTER FOR CLOSED FRACTURE	S72134A
DX_FRACTURE	FRACTURES	DX10	S72.134B	NONDISPLACED APOPHYSEAL FRACTURE OF RIGHT FEMUR, INITIAL ENCOUNTER FOR OPEN FRACTURE TYPE I OR II	S72134B
DX_FRACTURE	FRACTURES	DX10	S72.134C	NONDISPLACED APOPHYSEAL FRACTURE OF RIGHT FEMUR, INITIAL ENCOUNTER FOR OPEN FRACTURE TYPE IIIA, IIIB, OR IIIC	S72134C
DX_FRACTURE	FRACTURES	DX10	S72.135A	NONDISPLACED APOPHYSEAL FRACTURE OF LEFT FEMUR, INITIAL ENCOUNTER FOR CLOSED FRACTURE	S72135A
DX_FRACTURE	FRACTURES	DX10	S72.135B	NONDISPLACED APOPHYSEAL FRACTURE OF LEFT FEMUR, INITIAL ENCOUNTER FOR OPEN FRACTURE TYPE I OR II	S72135B
DX_FRACTURE	FRACTURES	DX10	S72.135C	NONDISPLACED APOPHYSEAL FRACTURE OF LEFT FEMUR, INITIAL ENCOUNTER FOR OPEN FRACTURE TYPE IIIA, IIIB, OR IIIC	S72135C
DX_FRACTURE	FRACTURES	DX10	S72.136A	NONDISPLACED APOPHYSEAL FRACTURE OF UNSPECIFIED FEMUR, INITIAL ENCOUNTER FOR CLOSED FRACTURE	S72136A
DX_FRACTURE	FRACTURES	DX10	S72.136B	NONDISPLACED APOPHYSEAL FRACTURE OF UNSPECIFIED FEMUR, INITIAL ENCOUNTER FOR OPEN FRACTURE TYPE I OR II	S72136B
DX_FRACTURE	FRACTURES	DX10	S72.136C	NONDISPLACED APOPHYSEAL FRACTURE OF UNSPECIFIED FEMUR, INITIAL ENCOUNTER FOR OPEN FRACTURE TYPE IIIA, IIIB, OR IIIC	S72136C
DX_FRACTURE	FRACTURES	DX10	S72.141A	DISPLACED INTERTROCHANTERIC FRACTURE OF RIGHT FEMUR, INITIAL ENCOUNTER FOR CLOSED FRACTURE	S72141A
DX_FRACTURE	FRACTURES	DX10	S72.141B	DISPLACED INTERTROCHANTERIC FRACTURE OF RIGHT FEMUR, INITIAL ENCOUNTER FOR OPEN FRACTURE TYPE I OR II	S72141B
DX_FRACTURE	FRACTURES	DX10	S72.141C	DISPLACED INTERTROCHANTERIC FRACTURE OF RIGHT FEMUR, INITIAL ENCOUNTER FOR OPEN FRACTURE TYPE IIIA, IIIB, OR IIIC	S72141C
DX_FRACTURE	FRACTURES	DX10	S72.142A	DISPLACED INTERTROCHANTERIC FRACTURE OF LEFT FEMUR, INITIAL ENCOUNTER FOR CLOSED FRACTURE	S72142A
DX_FRACTURE	FRACTURES	DX10	S72.142B	DISPLACED INTERTROCHANTERIC FRACTURE OF LEFT FEMUR, INITIAL ENCOUNTER FOR OPEN FRACTURE TYPE I OR II	S72142B
DX_FRACTURE	FRACTURES	DX10	S72.142C	DISPLACED INTERTROCHANTERIC FRACTURE OF LEFT FEMUR, INITIAL ENCOUNTER FOR OPEN FRACTURE TYPE IIIA, IIIB, OR IIIC	S72142C
DX_FRACTURE	FRACTURES	DX10	S72.143A	DISPLACED INTERTROCHANTERIC FRACTURE OF UNSPECIFIED FEMUR, INITIAL ENCOUNTER FOR CLOSED FRACTURE	S72143A
DX_FRACTURE	FRACTURES	DX10	S72.143B	DISPLACED INTERTROCHANTERIC FRACTURE OF UNSPECIFIED FEMUR, INITIAL ENCOUNTER FOR OPEN FRACTURE TYPE I OR II	S72143B
DX_FRACTURE	FRACTURES	DX10	S72.143C	DISPLACED INTERTROCHANTERIC FRACTURE OF UNSPECIFIED FEMUR, INITIAL ENCOUNTER FOR OPEN FRACTURE TYPE IIIA, IIIB, OR IIIC	S72143C
DX_FRACTURE	FRACTURES	DX10	S72.144A	NONDISPLACED INTERTROCHANTERIC FRACTURE OF RIGHT FEMUR, INITIAL ENCOUNTER FOR CLOSED FRACTURE	S72144A
DX_FRACTURE	FRACTURES	DX10	S72.144B	NONDISPLACED INTERTROCHANTERIC FRACTURE OF RIGHT FEMUR, INITIAL ENCOUNTER FOR OPEN FRACTURE TYPE I OR II	S72144B
DX_FRACTURE	FRACTURES	DX10	S72.144C	NONDISPLACED INTERTROCHANTERIC FRACTURE OF RIGHT FEMUR, INITIAL ENCOUNTER FOR OPEN FRACTURE TYPE IIIA, IIIB, OR IIIC	S72144C
DX_FRACTURE	FRACTURES	DX10	S72.145A	NONDISPLACED INTERTROCHANTERIC FRACTURE OF LEFT FEMUR, INITIAL ENCOUNTER FOR CLOSED FRACTURE	S72145A
DX_FRACTURE	FRACTURES	DX10	S72.145B	NONDISPLACED INTERTROCHANTERIC FRACTURE OF LEFT FEMUR, INITIAL ENCOUNTER FOR OPEN FRACTURE TYPE I OR II	S72145B
DX_FRACTURE	FRACTURES	DX10	S72.145C	NONDISPLACED INTERTROCHANTERIC FRACTURE OF LEFT FEMUR, INITIAL ENCOUNTER FOR OPEN FRACTURE TYPE IIIA, IIIB, OR IIIC	S72145C
DX_FRACTURE	FRACTURES	DX10	S72.146A	NONDISPLACED INTERTROCHANTERIC FRACTURE OF UNSPECIFIED FEMUR, INITIAL ENCOUNTER FOR CLOSED FRACTURE	S72146A
DX_FRACTURE	FRACTURES	DX10	S72.146B	NONDISPLACED INTERTROCHANTERIC FRACTURE OF UNSPECIFIED FEMUR, INITIAL ENCOUNTER FOR OPEN FRACTURE TYPE I OR II	S72146B
DX_FRACTURE	FRACTURES	DX10	S72.146C	NONDISPLACED INTERTROCHANTERIC FRACTURE OF UNSPECIFIED FEMUR, INITIAL ENCOUNTER FOR OPEN FRACTURE TYPE IIIA, IIIB, OR IIIC	S72146C
DX_FRACTURE	FRACTURES	DX10	S72.21XA	DISPLACED SUBTROCHANTERIC FRACTURE OF RIGHT FEMUR, INITIAL ENCOUNTER FOR CLOSED FRACTURE	S7221XA
DX_FRACTURE	FRACTURES	DX10	S72.21XB	DISPLACED SUBTROCHANTERIC FRACTURE OF RIGHT FEMUR, INITIAL ENCOUNTER FOR OPEN FRACTURE TYPE I OR II	S7221XB

Boehringer Ingelheim
Statistical and Epidemiological Analysis Plan (SEAP) for Non-Interventional Study
(NIS)
BI Study Number 1245-0228

Proprietary confidential information © 2023 Boehringer Ingelheim International GmbH or one or more of its affiliated companies

DX_FRACTURE	FRACTURES	DX10	S72.21XC	DISPLACED SUBTROCANTERIC FRACTURE OF RIGHT FEMUR, INITIAL ENCOUNTER FOR OPEN FRACTURE TYPE IIIA, IIIB, OR IIIC	S7221XC
DX_FRACTURE	FRACTURES	DX10	S72.22XA	DISPLACED SUBTROCANTERIC FRACTURE OF LEFT FEMUR, INITIAL ENCOUNTER FOR CLOSED FRACTURE	S7222XA
DX_FRACTURE	FRACTURES	DX10	S72.22XB	DISPLACED SUBTROCANTERIC FRACTURE OF LEFT FEMUR, INITIAL ENCOUNTER FOR OPEN FRACTURE TYPE I OR II	S7222XB
DX_FRACTURE	FRACTURES	DX10	S72.22XC	DISPLACED SUBTROCANTERIC FRACTURE OF LEFT FEMUR, INITIAL ENCOUNTER FOR OPEN FRACTURE TYPE IIIA, IIIB, OR IIIC	S7222XC
DX_FRACTURE	FRACTURES	DX10	S72.23XA	DISPLACED SUBTROCANTERIC FRACTURE OF UNSPECIFIED FEMUR, INITIAL ENCOUNTER FOR CLOSED FRACTURE	S7223XA
DX_FRACTURE	FRACTURES	DX10	S72.23XB	DISPLACED SUBTROCANTERIC FRACTURE OF UNSPECIFIED FEMUR, INITIAL ENCOUNTER FOR OPEN FRACTURE TYPE I OR II	S7223XB
DX_FRACTURE	FRACTURES	DX10	S72.23XC	DISPLACED SUBTROCANTERIC FRACTURE OF UNSPECIFIED FEMUR, INITIAL ENCOUNTER FOR OPEN FRACTURE TYPE IIIA, IIIB, OR IIIC	S7223XC
DX_FRACTURE	FRACTURES	DX10	S72.24XA	NONDISPLACED SUBTROCANTERIC FRACTURE OF RIGHT FEMUR, INITIAL ENCOUNTER FOR CLOSED FRACTURE	S7224XA
DX_FRACTURE	FRACTURES	DX10	S72.24XB	NONDISPLACED SUBTROCANTERIC FRACTURE OF RIGHT FEMUR, INITIAL ENCOUNTER FOR OPEN FRACTURE TYPE I OR II	S7224XB
DX_FRACTURE	FRACTURES	DX10	S72.24XC	NONDISPLACED SUBTROCANTERIC FRACTURE OF RIGHT FEMUR, INITIAL ENCOUNTER FOR OPEN FRACTURE TYPE IIIA, IIIB, OR IIIC	S7224XC
DX_FRACTURE	FRACTURES	DX10	S72.25XA	NONDISPLACED SUBTROCANTERIC FRACTURE OF LEFT FEMUR, INITIAL ENCOUNTER FOR CLOSED FRACTURE	S7225XA
DX_FRACTURE	FRACTURES	DX10	S72.25XB	NONDISPLACED SUBTROCANTERIC FRACTURE OF LEFT FEMUR, INITIAL ENCOUNTER FOR OPEN FRACTURE TYPE I OR II	S7225XB
DX_FRACTURE	FRACTURES	DX10	S72.25XC	NONDISPLACED SUBTROCANTERIC FRACTURE OF LEFT FEMUR, INITIAL ENCOUNTER FOR OPEN FRACTURE TYPE IIIA, IIIB, OR IIIC	S7225XC
DX_FRACTURE	FRACTURES	DX10	S72.26XA	NONDISPLACED SUBTROCANTERIC FRACTURE OF UNSPECIFIED FEMUR, INITIAL ENCOUNTER FOR CLOSED FRACTURE	S7226XA
DX_FRACTURE	FRACTURES	DX10	S72.26XB	NONDISPLACED SUBTROCANTERIC FRACTURE OF UNSPECIFIED FEMUR, INITIAL ENCOUNTER FOR OPEN FRACTURE TYPE I OR II	S7226XB
DX_FRACTURE	FRACTURES	DX10	S72.26XC	NONDISPLACED SUBTROCANTERIC FRACTURE OF UNSPECIFIED FEMUR, INITIAL ENCOUNTER FOR OPEN FRACTURE TYPE IIIA, IIIB, OR IIIC	S7226XC
DX_FRACTURE	FRACTURES	DX10	S72.301A	UNSPECIFIED FRACTURE OF SHAFT OF RIGHT FEMUR, INITIAL ENCOUNTER FOR CLOSED FRACTURE	S72301A
DX_FRACTURE	FRACTURES	DX10	S72.301B	UNSPECIFIED FRACTURE OF SHAFT OF RIGHT FEMUR, INITIAL ENCOUNTER FOR OPEN FRACTURE TYPE I OR II	S72301B
DX_FRACTURE	FRACTURES	DX10	S72.301C	UNSPECIFIED FRACTURE OF SHAFT OF RIGHT FEMUR, INITIAL ENCOUNTER FOR OPEN FRACTURE TYPE IIIA, IIIB, OR IIIC	S72301C
DX_FRACTURE	FRACTURES	DX10	S72.302A	UNSPECIFIED FRACTURE OF SHAFT OF LEFT FEMUR, INITIAL ENCOUNTER FOR CLOSED FRACTURE	S72302A
DX_FRACTURE	FRACTURES	DX10	S72.302B	UNSPECIFIED FRACTURE OF SHAFT OF LEFT FEMUR, INITIAL ENCOUNTER FOR OPEN FRACTURE TYPE I OR II	S72302B
DX_FRACTURE	FRACTURES	DX10	S72.302C	UNSPECIFIED FRACTURE OF SHAFT OF LEFT FEMUR, INITIAL ENCOUNTER FOR OPEN FRACTURE TYPE IIIA, IIIB, OR IIIC	S72302C
DX_FRACTURE	FRACTURES	DX10	S72.300A	UNSPECIFIED FRACTURE OF SHAFT OF UNSPECIFIED FEMUR, INITIAL ENCOUNTER FOR CLOSED FRACTURE	S72300A
DX_FRACTURE	FRACTURES	DX10	S72.300B	UNSPECIFIED FRACTURE OF SHAFT OF UNSPECIFIED FEMUR, INITIAL ENCOUNTER FOR OPEN FRACTURE TYPE I OR II	S72300B
DX_FRACTURE	FRACTURES	DX10	S72.300C	UNSPECIFIED FRACTURE OF SHAFT OF UNSPECIFIED FEMUR, INITIAL ENCOUNTER FOR OPEN FRACTURE TYPE IIIA, IIIB, OR IIIC	S72300C
DX_FRACTURE	FRACTURES	DX10	S72.321A	DISPLACED TRANSVERSE FRACTURE OF SHAFT OF RIGHT FEMUR, INITIAL ENCOUNTER FOR CLOSED FRACTURE	S72321A
DX_FRACTURE	FRACTURES	DX10	S72.321B	DISPLACED TRANSVERSE FRACTURE OF SHAFT OF RIGHT FEMUR, INITIAL ENCOUNTER FOR OPEN FRACTURE TYPE I OR II	S72321B
DX_FRACTURE	FRACTURES	DX10	S72.321C	DISPLACED TRANSVERSE FRACTURE OF SHAFT OF RIGHT FEMUR, INITIAL ENCOUNTER FOR OPEN FRACTURE TYPE IIIA, IIIB, OR IIIC	S72321C
DX_FRACTURE	FRACTURES	DX10	S72.322A	DISPLACED TRANSVERSE FRACTURE OF SHAFT OF LEFT FEMUR, INITIAL ENCOUNTER FOR CLOSED FRACTURE	S72322A
DX_FRACTURE	FRACTURES	DX10	S72.322B	DISPLACED TRANSVERSE FRACTURE OF SHAFT OF LEFT FEMUR, INITIAL ENCOUNTER FOR OPEN FRACTURE TYPE I OR II	S72322B
DX_FRACTURE	FRACTURES	DX10	S72.322C	DISPLACED TRANSVERSE FRACTURE OF SHAFT OF LEFT FEMUR, INITIAL ENCOUNTER FOR OPEN FRACTURE TYPE IIIA, IIIB, OR IIIC	S72322C
DX_FRACTURE	FRACTURES	DX10	S72.323A	DISPLACED TRANSVERSE FRACTURE OF SHAFT OF UNSPECIFIED FEMUR, INITIAL ENCOUNTER FOR CLOSED FRACTURE	S72323A
DX_FRACTURE	FRACTURES	DX10	S72.323B	DISPLACED TRANSVERSE FRACTURE OF SHAFT OF UNSPECIFIED FEMUR, INITIAL ENCOUNTER FOR OPEN FRACTURE TYPE I OR II	S72323B
DX_FRACTURE	FRACTURES	DX10	S72.323C	DISPLACED TRANSVERSE FRACTURE OF SHAFT OF UNSPECIFIED FEMUR, INITIAL ENCOUNTER FOR OPEN FRACTURE TYPE IIIA, IIIB, OR IIIC	S72323C
DX_FRACTURE	FRACTURES	DX10	S72.324A	NONDISPLACED TRANSVERSE FRACTURE OF SHAFT OF RIGHT FEMUR, INITIAL ENCOUNTER FOR CLOSED FRACTURE	S72324A
DX_FRACTURE	FRACTURES	DX10	S72.324B	NONDISPLACED TRANSVERSE FRACTURE OF SHAFT OF RIGHT FEMUR, INITIAL ENCOUNTER FOR OPEN FRACTURE TYPE I OR II	S72324B
DX_FRACTURE	FRACTURES	DX10	S72.324C	NONDISPLACED TRANSVERSE FRACTURE OF SHAFT OF RIGHT FEMUR, INITIAL ENCOUNTER FOR OPEN FRACTURE TYPE IIIA, IIIB, OR IIIC	S72324C
DX_FRACTURE	FRACTURES	DX10	S72.325A	NONDISPLACED TRANSVERSE FRACTURE OF SHAFT OF LEFT FEMUR, INITIAL ENCOUNTER FOR CLOSED FRACTURE	S72325A
DX_FRACTURE	FRACTURES	DX10	S72.325B	NONDISPLACED TRANSVERSE FRACTURE OF SHAFT OF LEFT FEMUR, INITIAL ENCOUNTER FOR OPEN FRACTURE TYPE I OR II	S72325B
DX_FRACTURE	FRACTURES	DX10	S72.325C	NONDISPLACED TRANSVERSE FRACTURE OF SHAFT OF LEFT FEMUR, INITIAL ENCOUNTER FOR OPEN FRACTURE TYPE IIIA, IIIB, OR IIIC	S72325C
DX_FRACTURE	FRACTURES	DX10	S72.326A	NONDISPLACED TRANSVERSE FRACTURE OF SHAFT OF UNSPECIFIED FEMUR, INITIAL ENCOUNTER FOR CLOSED FRACTURE	S72326A
DX_FRACTURE	FRACTURES	DX10	S72.326B	NONDISPLACED TRANSVERSE FRACTURE OF SHAFT OF UNSPECIFIED FEMUR, INITIAL ENCOUNTER FOR OPEN FRACTURE TYPE I OR II	S72326B
DX_FRACTURE	FRACTURES	DX10	S72.326C	NONDISPLACED TRANSVERSE FRACTURE OF SHAFT OF UNSPECIFIED FEMUR, INITIAL ENCOUNTER FOR OPEN FRACTURE TYPE IIIA, IIIB, OR IIIC	S72326C
DX_FRACTURE	FRACTURES	DX10	S72.331A	DISPLACED OBLIQUE FRACTURE OF SHAFT OF RIGHT FEMUR, INITIAL ENCOUNTER FOR CLOSED FRACTURE	S72331A
DX_FRACTURE	FRACTURES	DX10	S72.331B	DISPLACED OBLIQUE FRACTURE OF SHAFT OF RIGHT FEMUR, INITIAL ENCOUNTER FOR OPEN FRACTURE TYPE I OR II	S72331B
DX_FRACTURE	FRACTURES	DX10	S72.331C	DISPLACED OBLIQUE FRACTURE OF SHAFT OF RIGHT FEMUR, INITIAL ENCOUNTER FOR OPEN FRACTURE TYPE IIIA, IIIB, OR IIIC	S72331C
DX_FRACTURE	FRACTURES	DX10	S72.332A	DISPLACED OBLIQUE FRACTURE OF SHAFT OF LEFT FEMUR, INITIAL ENCOUNTER FOR CLOSED FRACTURE	S72332A
DX_FRACTURE	FRACTURES	DX10	S72.332B	DISPLACED OBLIQUE FRACTURE OF SHAFT OF LEFT FEMUR, INITIAL ENCOUNTER FOR OPEN FRACTURE TYPE I OR II	S72332B

Boehringer Ingelheim
Statistical and Epidemiological Analysis Plan (SEAP) for Non-Interventional Study
(NIS)
BI Study Number 1245-0228

Proprietary confidential information © 2023 Boehringer Ingelheim International GmbH or one or more of its affiliated companies

DX_FRACTURE	FRACTURES	DX10	S72.332C	DISPLACED OBLIQUE FRACTURE OF SHAFT OF LEFT FEMUR, INITIAL ENCOUNTER FOR OPEN FRACTURE TYPE IIA, IIB, OR IIC	S72332C
DX_FRACTURE	FRACTURES	DX10	S72.333A	DISPLACED OBLIQUE FRACTURE OF SHAFT OF UNSPECIFIED FEMUR, INITIAL ENCOUNTER FOR CLOSED FRACTURE	S72333A
DX_FRACTURE	FRACTURES	DX10	S72.333B	DISPLACED OBLIQUE FRACTURE OF SHAFT OF UNSPECIFIED FEMUR, INITIAL ENCOUNTER FOR OPEN FRACTURE TYPE I OR II	S72333B
DX_FRACTURE	FRACTURES	DX10	S72.333C	DISPLACED OBLIQUE FRACTURE OF SHAFT OF UNSPECIFIED FEMUR, INITIAL ENCOUNTER FOR OPEN FRACTURE TYPE IIA, IIB, OR IIC	S72333C
DX_FRACTURE	FRACTURES	DX10	S72.334A	NONDISPLACED OBLIQUE FRACTURE OF SHAFT OF RIGHT FEMUR, INITIAL ENCOUNTER FOR CLOSED FRACTURE	S72334A
DX_FRACTURE	FRACTURES	DX10	S72.334B	NONDISPLACED OBLIQUE FRACTURE OF SHAFT OF RIGHT FEMUR, INITIAL ENCOUNTER FOR OPEN FRACTURE TYPE I OR II	S72334B
DX_FRACTURE	FRACTURES	DX10	S72.334C	NONDISPLACED OBLIQUE FRACTURE OF SHAFT OF RIGHT FEMUR, INITIAL ENCOUNTER FOR OPEN FRACTURE TYPE IIA, IIB, OR IIC	S72334C
DX_FRACTURE	FRACTURES	DX10	S72.335A	NONDISPLACED OBLIQUE FRACTURE OF SHAFT OF LEFT FEMUR, INITIAL ENCOUNTER FOR CLOSED FRACTURE	S72335A
DX_FRACTURE	FRACTURES	DX10	S72.335B	NONDISPLACED OBLIQUE FRACTURE OF SHAFT OF LEFT FEMUR, INITIAL ENCOUNTER FOR OPEN FRACTURE TYPE I OR II	S72335B
DX_FRACTURE	FRACTURES	DX10	S72.335C	NONDISPLACED OBLIQUE FRACTURE OF SHAFT OF LEFT FEMUR, INITIAL ENCOUNTER FOR OPEN FRACTURE TYPE IIA, IIB, OR IIC	S72335C
DX_FRACTURE	FRACTURES	DX10	S72.336A	NONDISPLACED OBLIQUE FRACTURE OF SHAFT OF UNSPECIFIED FEMUR, INITIAL ENCOUNTER FOR CLOSED FRACTURE	S72336A
DX_FRACTURE	FRACTURES	DX10	S72.336B	NONDISPLACED OBLIQUE FRACTURE OF SHAFT OF UNSPECIFIED FEMUR, INITIAL ENCOUNTER FOR OPEN FRACTURE TYPE I OR II	S72336B
DX_FRACTURE	FRACTURES	DX10	S72.336C	NONDISPLACED OBLIQUE FRACTURE OF SHAFT OF UNSPECIFIED FEMUR, INITIAL ENCOUNTER FOR OPEN FRACTURE TYPE IIA, IIB, OR IIC	S72336C
DX_FRACTURE	FRACTURES	DX10	S72.341A	DISPLACED SPIRAL FRACTURE OF SHAFT OF RIGHT FEMUR, INITIAL ENCOUNTER FOR CLOSED FRACTURE	S72341A
DX_FRACTURE	FRACTURES	DX10	S72.341B	DISPLACED SPIRAL FRACTURE OF SHAFT OF RIGHT FEMUR, INITIAL ENCOUNTER FOR OPEN FRACTURE TYPE I OR II	S72341B
DX_FRACTURE	FRACTURES	DX10	S72.341C	DISPLACED SPIRAL FRACTURE OF SHAFT OF RIGHT FEMUR, INITIAL ENCOUNTER FOR OPEN FRACTURE TYPE IIA, IIB, OR IIC	S72341C
DX_FRACTURE	FRACTURES	DX10	S72.342A	DISPLACED SPIRAL FRACTURE OF SHAFT OF LEFT FEMUR, INITIAL ENCOUNTER FOR CLOSED FRACTURE	S72342A
DX_FRACTURE	FRACTURES	DX10	S72.342B	DISPLACED SPIRAL FRACTURE OF SHAFT OF LEFT FEMUR, INITIAL ENCOUNTER FOR OPEN FRACTURE TYPE I OR II	S72342B
DX_FRACTURE	FRACTURES	DX10	S72.342C	DISPLACED SPIRAL FRACTURE OF SHAFT OF LEFT FEMUR, INITIAL ENCOUNTER FOR OPEN FRACTURE TYPE IIA, IIB, OR IIC	S72342C
DX_FRACTURE	FRACTURES	DX10	S72.343A	DISPLACED SPIRAL FRACTURE OF SHAFT OF UNSPECIFIED FEMUR, INITIAL ENCOUNTER FOR CLOSED FRACTURE	S72343A
DX_FRACTURE	FRACTURES	DX10	S72.343B	DISPLACED SPIRAL FRACTURE OF SHAFT OF UNSPECIFIED FEMUR, INITIAL ENCOUNTER FOR OPEN FRACTURE TYPE I OR II	S72343B
DX_FRACTURE	FRACTURES	DX10	S72.343C	DISPLACED SPIRAL FRACTURE OF SHAFT OF UNSPECIFIED FEMUR, INITIAL ENCOUNTER FOR OPEN FRACTURE TYPE IIA, IIB, OR IIC	S72343C
DX_FRACTURE	FRACTURES	DX10	S72.344A	NONDISPLACED SPIRAL FRACTURE OF SHAFT OF RIGHT FEMUR, INITIAL ENCOUNTER FOR CLOSED FRACTURE	S72344A
DX_FRACTURE	FRACTURES	DX10	S72.344B	NONDISPLACED SPIRAL FRACTURE OF SHAFT OF RIGHT FEMUR, INITIAL ENCOUNTER FOR OPEN FRACTURE TYPE I OR II	S72344B
DX_FRACTURE	FRACTURES	DX10	S72.344C	NONDISPLACED SPIRAL FRACTURE OF SHAFT OF RIGHT FEMUR, INITIAL ENCOUNTER FOR OPEN FRACTURE TYPE IIA, IIB, OR IIC	S72344C
DX_FRACTURE	FRACTURES	DX10	S72.345A	NONDISPLACED SPIRAL FRACTURE OF SHAFT OF LEFT FEMUR, INITIAL ENCOUNTER FOR CLOSED FRACTURE	S72345A
DX_FRACTURE	FRACTURES	DX10	S72.345B	NONDISPLACED SPIRAL FRACTURE OF SHAFT OF LEFT FEMUR, INITIAL ENCOUNTER FOR OPEN FRACTURE TYPE I OR II	S72345B
DX_FRACTURE	FRACTURES	DX10	S72.345C	NONDISPLACED SPIRAL FRACTURE OF SHAFT OF LEFT FEMUR, INITIAL ENCOUNTER FOR OPEN FRACTURE TYPE IIA, IIB, OR IIC	S72345C
DX_FRACTURE	FRACTURES	DX10	S72.346A	NONDISPLACED SPIRAL FRACTURE OF SHAFT OF UNSPECIFIED FEMUR, INITIAL ENCOUNTER FOR CLOSED FRACTURE	S72346A
DX_FRACTURE	FRACTURES	DX10	S72.346B	NONDISPLACED SPIRAL FRACTURE OF SHAFT OF UNSPECIFIED FEMUR, INITIAL ENCOUNTER FOR OPEN FRACTURE TYPE I OR II	S72346B
DX_FRACTURE	FRACTURES	DX10	S72.346C	NONDISPLACED SPIRAL FRACTURE OF SHAFT OF UNSPECIFIED FEMUR, INITIAL ENCOUNTER FOR OPEN FRACTURE TYPE IIA, IIB, OR IIC	S72346C
DX_FRACTURE	FRACTURES	DX10	S72.351A	DISPLACED COMMINUTED FRACTURE OF SHAFT OF RIGHT FEMUR, INITIAL ENCOUNTER FOR CLOSED FRACTURE	S72351A
DX_FRACTURE	FRACTURES	DX10	S72.351B	DISPLACED COMMINUTED FRACTURE OF SHAFT OF RIGHT FEMUR, INITIAL ENCOUNTER FOR OPEN FRACTURE TYPE I OR II	S72351B
DX_FRACTURE	FRACTURES	DX10	S72.351C	DISPLACED COMMINUTED FRACTURE OF SHAFT OF RIGHT FEMUR, INITIAL ENCOUNTER FOR OPEN FRACTURE TYPE IIA, IIB, OR IIC	S72351C
DX_FRACTURE	FRACTURES	DX10	S72.352A	DISPLACED COMMINUTED FRACTURE OF SHAFT OF LEFT FEMUR, INITIAL ENCOUNTER FOR CLOSED FRACTURE	S72352A
DX_FRACTURE	FRACTURES	DX10	S72.352B	DISPLACED COMMINUTED FRACTURE OF SHAFT OF LEFT FEMUR, INITIAL ENCOUNTER FOR OPEN FRACTURE TYPE I OR II	S72352B
DX_FRACTURE	FRACTURES	DX10	S72.352C	DISPLACED COMMINUTED FRACTURE OF SHAFT OF LEFT FEMUR, INITIAL ENCOUNTER FOR OPEN FRACTURE TYPE IIA, IIB, OR IIC	S72352C
DX_FRACTURE	FRACTURES	DX10	S72.353A	DISPLACED COMMINUTED FRACTURE OF SHAFT OF UNSPECIFIED FEMUR, INITIAL ENCOUNTER FOR CLOSED FRACTURE	S72353A
DX_FRACTURE	FRACTURES	DX10	S72.353B	DISPLACED COMMINUTED FRACTURE OF SHAFT OF UNSPECIFIED FEMUR, INITIAL ENCOUNTER FOR OPEN FRACTURE TYPE I OR II	S72353B
DX_FRACTURE	FRACTURES	DX10	S72.353C	DISPLACED COMMINUTED FRACTURE OF SHAFT OF UNSPECIFIED FEMUR, INITIAL ENCOUNTER FOR OPEN FRACTURE TYPE IIA, IIB, OR IIC	S72353C
DX_FRACTURE	FRACTURES	DX10	S72.354A	NONDISPLACED COMMUNUTED FRACTURE OF SHAFT OF RIGHT FEMUR, INITIAL ENCOUNTER FOR CLOSED FRACTURE	S72354A
DX_FRACTURE	FRACTURES	DX10	S72.354B	NONDISPLACED COMMUNUTED FRACTURE OF SHAFT OF RIGHT FEMUR, INITIAL ENCOUNTER FOR OPEN FRACTURE TYPE I OR II	S72354B
DX_FRACTURE	FRACTURES	DX10	S72.354C	NONDISPLACED COMMUNUTED FRACTURE OF SHAFT OF RIGHT FEMUR, INITIAL ENCOUNTER FOR OPEN FRACTURE TYPE IIA, IIB, OR IIC	S72354C
DX_FRACTURE	FRACTURES	DX10	S72.355A	NONDISPLACED COMMUNUTED FRACTURE OF SHAFT OF LEFT FEMUR, INITIAL ENCOUNTER FOR CLOSED FRACTURE	S72355A
DX_FRACTURE	FRACTURES	DX10	S72.355B	NONDISPLACED COMMUNUTED FRACTURE OF SHAFT OF LEFT FEMUR, INITIAL ENCOUNTER FOR OPEN FRACTURE TYPE I OR II	S72355B
DX_FRACTURE	FRACTURES	DX10	S72.355C	NONDISPLACED COMMUNUTED FRACTURE OF SHAFT OF LEFT FEMUR, INITIAL ENCOUNTER FOR OPEN FRACTURE TYPE IIA, IIB, OR IIC	S72355C
DX_FRACTURE	FRACTURES	DX10	S72.356A	NONDISPLACED COMMUNUTED FRACTURE OF SHAFT OF UNSPECIFIED FEMUR, INITIAL ENCOUNTER FOR CLOSED FRACTURE	S72356A
DX_FRACTURE	FRACTURES	DX10	S72.356B	NONDISPLACED COMMUNUTED FRACTURE OF SHAFT OF UNSPECIFIED FEMUR, INITIAL ENCOUNTER FOR OPEN FRACTURE TYPE I OR II	S72356B

Boehringer Ingelheim
Statistical and Epidemiological Analysis Plan (SEAP) for Non-Interventional Study
(NIS)
BI Study Number 1245-0228

Proprietary confidential information © 2023 Boehringer Ingelheim International GmbH or one or more of its affiliated companies

DX_FRACTURE	FRACTURES	DX10	S72.356C	NONDISPLACED COMMUNATED FRACTURE OF SHAFT OF UNSPECIFIED FEMUR, INITIAL ENCOUNTER FOR OPEN FRACTURE TYPE IIIA, IIIB, OR IIIC	S72356C
DX_FRACTURE	FRACTURES	DX10	S72.361A	DISPLACED SEGMENTAL FRACTURE OF SHAFT OF RIGHT FEMUR, INITIAL ENCOUNTER FOR CLOSED FRACTURE	S72361A
DX_FRACTURE	FRACTURES	DX10	S72.361B	DISPLACED SEGMENTAL FRACTURE OF SHAFT OF RIGHT FEMUR, INITIAL ENCOUNTER FOR OPEN FRACTURE TYPE I OR II	S72361B
DX_FRACTURE	FRACTURES	DX10	S72.361C	DISPLACED SEGMENTAL FRACTURE OF SHAFT OF RIGHT FEMUR, INITIAL ENCOUNTER FOR OPEN FRACTURE TYPE IIIA, IIIB, OR IIIC	S72361C
DX_FRACTURE	FRACTURES	DX10	S72.362A	DISPLACED SEGMENTAL FRACTURE OF SHAFT OF LEFT FEMUR, INITIAL ENCOUNTER FOR CLOSED FRACTURE	S72362A
DX_FRACTURE	FRACTURES	DX10	S72.362B	DISPLACED SEGMENTAL FRACTURE OF SHAFT OF LEFT FEMUR, INITIAL ENCOUNTER FOR OPEN FRACTURE TYPE I OR II	S72362B
DX_FRACTURE	FRACTURES	DX10	S72.362C	DISPLACED SEGMENTAL FRACTURE OF SHAFT OF LEFT FEMUR, INITIAL ENCOUNTER FOR OPEN FRACTURE TYPE IIIA, IIIB, OR IIIC	S72362C
DX_FRACTURE	FRACTURES	DX10	S72.363A	DISPLACED SEGMENTAL FRACTURE OF SHAFT OF UNSPECIFIED FEMUR, INITIAL ENCOUNTER FOR CLOSED FRACTURE	S72363A
DX_FRACTURE	FRACTURES	DX10	S72.363B	DISPLACED SEGMENTAL FRACTURE OF SHAFT OF UNSPECIFIED FEMUR, INITIAL ENCOUNTER FOR OPEN FRACTURE TYPE I OR II	S72363B
DX_FRACTURE	FRACTURES	DX10	S72.363C	DISPLACED SEGMENTAL FRACTURE OF SHAFT OF UNSPECIFIED FEMUR, INITIAL ENCOUNTER FOR OPEN FRACTURE TYPE IIIA, IIIB, OR IIIC	S72363C
DX_FRACTURE	FRACTURES	DX10	S72.364A	NONDISPLACED SEGMENTAL FRACTURE OF SHAFT OF RIGHT FEMUR, INITIAL ENCOUNTER FOR CLOSED FRACTURE	S72364A
DX_FRACTURE	FRACTURES	DX10	S72.364B	NONDISPLACED SEGMENTAL FRACTURE OF SHAFT OF RIGHT FEMUR, INITIAL ENCOUNTER FOR OPEN FRACTURE TYPE I OR II	S72364B
DX_FRACTURE	FRACTURES	DX10	S72.364C	NONDISPLACED SEGMENTAL FRACTURE OF SHAFT OF RIGHT FEMUR, INITIAL ENCOUNTER FOR OPEN FRACTURE TYPE IIIA, IIIB, OR IIIC	S72364C
DX_FRACTURE	FRACTURES	DX10	S72.365A	NONDISPLACED SEGMENTAL FRACTURE OF SHAFT OF LEFT FEMUR, INITIAL ENCOUNTER FOR CLOSED FRACTURE	S72365A
DX_FRACTURE	FRACTURES	DX10	S72.365B	NONDISPLACED SEGMENTAL FRACTURE OF SHAFT OF LEFT FEMUR, INITIAL ENCOUNTER FOR OPEN FRACTURE TYPE I OR II	S72365B
DX_FRACTURE	FRACTURES	DX10	S72.365C	NONDISPLACED SEGMENTAL FRACTURE OF SHAFT OF LEFT FEMUR, INITIAL ENCOUNTER FOR OPEN FRACTURE TYPE IIIA, IIIB, OR IIIC	S72365C
DX_FRACTURE	FRACTURES	DX10	S72.366A	NONDISPLACED SEGMENTAL FRACTURE OF SHAFT OF UNSPECIFIED FEMUR, INITIAL ENCOUNTER FOR CLOSED FRACTURE	S72366A
DX_FRACTURE	FRACTURES	DX10	S72.366B	NONDISPLACED SEGMENTAL FRACTURE OF SHAFT OF UNSPECIFIED FEMUR, INITIAL ENCOUNTER FOR OPEN FRACTURE TYPE I OR II	S72366B
DX_FRACTURE	FRACTURES	DX10	S72.366C	NONDISPLACED SEGMENTAL FRACTURE OF SHAFT OF UNSPECIFIED FEMUR, INITIAL ENCOUNTER FOR OPEN FRACTURE TYPE IIIA, IIIB, OR IIIC	S72366C
DX_FRACTURE	FRACTURES	DX10	S72.391A	OTHER FRACTURE OF SHAFT OF RIGHT FEMUR, INITIAL ENCOUNTER FOR CLOSED FRACTURE	S72391A
DX_FRACTURE	FRACTURES	DX10	S72.391B	OTHER FRACTURE OF SHAFT OF RIGHT FEMUR, INITIAL ENCOUNTER FOR OPEN FRACTURE TYPE I OR II	S72391B
DX_FRACTURE	FRACTURES	DX10	S72.391C	OTHER FRACTURE OF SHAFT OF RIGHT FEMUR, INITIAL ENCOUNTER FOR OPEN FRACTURE TYPE IIIA, IIIB, OR IIIC	S72391C
DX_FRACTURE	FRACTURES	DX10	S72.392A	OTHER FRACTURE OF SHAFT OF LEFT FEMUR, INITIAL ENCOUNTER FOR CLOSED FRACTURE	S72392A
DX_FRACTURE	FRACTURES	DX10	S72.392B	OTHER FRACTURE OF SHAFT OF LEFT FEMUR, INITIAL ENCOUNTER FOR OPEN FRACTURE TYPE I OR II	S72392B
DX_FRACTURE	FRACTURES	DX10	S72.392C	OTHER FRACTURE OF SHAFT OF LEFT FEMUR, INITIAL ENCOUNTER FOR OPEN FRACTURE TYPE IIIA, IIIB, OR IIIC	S72392C
DX_FRACTURE	FRACTURES	DX10	S72.399A	OTHER FRACTURE OF SHAFT OF UNSPECIFIED FEMUR, INITIAL ENCOUNTER FOR CLOSED FRACTURE	S72399A
DX_FRACTURE	FRACTURES	DX10	S72.399B	OTHER FRACTURE OF SHAFT OF UNSPECIFIED FEMUR, INITIAL ENCOUNTER FOR OPEN FRACTURE TYPE I OR II	S72399B
DX_FRACTURE	FRACTURES	DX10	S72.399C	OTHER FRACTURE OF SHAFT OF UNSPECIFIED FEMUR, INITIAL ENCOUNTER FOR OPEN FRACTURE TYPE IIIA, IIIB, OR IIIC	S72399C
DX_FRACTURE	FRACTURES	DX10	S72.401A	UNSPECIFIED FRACTURE OF LOWER END OF RIGHT FEMUR, INITIAL ENCOUNTER FOR CLOSED FRACTURE	S72401A
DX_FRACTURE	FRACTURES	DX10	S72.401B	UNSPECIFIED FRACTURE OF LOWER END OF RIGHT FEMUR, INITIAL ENCOUNTER FOR OPEN FRACTURE TYPE I OR II	S72401B
DX_FRACTURE	FRACTURES	DX10	S72.401C	UNSPECIFIED FRACTURE OF LOWER END OF RIGHT FEMUR, INITIAL ENCOUNTER FOR OPEN FRACTURE TYPE IIIA, IIIB, OR IIIC	S72401C
DX_FRACTURE	FRACTURES	DX10	S72.402A	UNSPECIFIED FRACTURE OF LOWER END OF LEFT FEMUR, INITIAL ENCOUNTER FOR CLOSED FRACTURE	S72402A
DX_FRACTURE	FRACTURES	DX10	S72.402B	UNSPECIFIED FRACTURE OF LOWER END OF LEFT FEMUR, INITIAL ENCOUNTER FOR OPEN FRACTURE TYPE I OR II	S72402B
DX_FRACTURE	FRACTURES	DX10	S72.402C	UNSPECIFIED FRACTURE OF LOWER END OF LEFT FEMUR, INITIAL ENCOUNTER FOR OPEN FRACTURE TYPE IIIA, IIIB, OR IIIC	S72402C
DX_FRACTURE	FRACTURES	DX10	S72.409A	UNSPECIFIED FRACTURE OF LOWER END OF UNSPECIFIED FEMUR, INITIAL ENCOUNTER FOR CLOSED FRACTURE	S72409A
DX_FRACTURE	FRACTURES	DX10	S72.409B	UNSPECIFIED FRACTURE OF LOWER END OF UNSPECIFIED FEMUR, INITIAL ENCOUNTER FOR OPEN FRACTURE TYPE I OR II	S72409B
DX_FRACTURE	FRACTURES	DX10	S72.409C	UNSPECIFIED FRACTURE OF LOWER END OF UNSPECIFIED FEMUR, INITIAL ENCOUNTER FOR OPEN FRACTURE TYPE IIIA, IIIB, OR IIIC	S72409C
DX_FRACTURE	FRACTURES	DX10	S72.411A	DISPLACED UNSPECIFIED CONDYLE FRACTURE OF LOWER END OF RIGHT FEMUR, INITIAL ENCOUNTER FOR CLOSED FRACTURE	S72411A
DX_FRACTURE	FRACTURES	DX10	S72.411B	DISPLACED UNSPECIFIED CONDYLE FRACTURE OF LOWER END OF RIGHT FEMUR, INITIAL ENCOUNTER FOR OPEN FRACTURE TYPE I OR II	S72411B
DX_FRACTURE	FRACTURES	DX10	S72.411C	DISPLACED UNSPECIFIED CONDYLE FRACTURE OF LOWER END OF RIGHT FEMUR, INITIAL ENCOUNTER FOR OPEN FRACTURE TYPE IIIA, IIIB, OR IIIC	S72411C
DX_FRACTURE	FRACTURES	DX10	S72.412A	DISPLACED UNSPECIFIED CONDYLE FRACTURE OF LOWER END OF LEFT FEMUR, INITIAL ENCOUNTER FOR CLOSED FRACTURE	S72412A
DX_FRACTURE	FRACTURES	DX10	S72.412B	DISPLACED UNSPECIFIED CONDYLE FRACTURE OF LOWER END OF LEFT FEMUR, INITIAL ENCOUNTER FOR OPEN FRACTURE TYPE I OR II	S72412B
DX_FRACTURE	FRACTURES	DX10	S72.412C	DISPLACED UNSPECIFIED CONDYLE FRACTURE OF LOWER END OF LEFT FEMUR, INITIAL ENCOUNTER FOR OPEN FRACTURE TYPE IIIA, IIIB, OR IIIC	S72412C
DX_FRACTURE	FRACTURES	DX10	S72.413A	DISPLACED UNSPECIFIED CONDYLE FRACTURE OF LOWER END OF UNSPECIFIED FEMUR, INITIAL ENCOUNTER FOR CLOSED FRACTURE	S72413A
DX_FRACTURE	FRACTURES	DX10	S72.413B	DISPLACED UNSPECIFIED CONDYLE FRACTURE OF LOWER END OF UNSPECIFIED FEMUR, INITIAL ENCOUNTER FOR OPEN FRACTURE TYPE I OR II	S72413B
DX_FRACTURE	FRACTURES	DX10	S72.413C	DISPLACED UNSPECIFIED CONDYLE FRACTURE OF LOWER END OF UNSPECIFIED FEMUR, INITIAL ENCOUNTER FOR OPEN FRACTURE TYPE IIIA, IIIB, OR IIIC	S72413C
DX_FRACTURE	FRACTURES	DX10	S72.414A	NONDISPLACED UNSPECIFIED CONDYLE FRACTURE OF LOWER END OF RIGHT FEMUR, INITIAL ENCOUNTER FOR CLOSED FRACTURE	S72414A
DX_FRACTURE	FRACTURES	DX10	S72.414B	NONDISPLACED UNSPECIFIED CONDYLE FRACTURE OF LOWER END OF RIGHT FEMUR, INITIAL ENCOUNTER FOR OPEN FRACTURE TYPE I OR II	S72414B
DX_FRACTURE	FRACTURES	DX10	S72.414C	NONDISPLACED UNSPECIFIED CONDYLE FRACTURE OF LOWER END OF RIGHT FEMUR, INITIAL ENCOUNTER FOR OPEN FRACTURE TYPE IIIA, IIIB, OR IIIC	S72414C

Boehringer Ingelheim
Statistical and Epidemiological Analysis Plan (SEAP) for Non-Interventional Study
(NIS)
BI Study Number 1245-0228

Proprietary confidential information © 2023 Boehringer Ingelheim International GmbH or one or more of its affiliated companies

DX_FRACTURE	FRACTURES	DX10	S72.415A	NONDISPLACED UNSPECIFIED CONDYLE FRACTURE OF LOWER END OF LEFT FEMUR, INITIAL ENCOUNTER FOR CLOSED FRACTURE	S72415A
DX_FRACTURE	FRACTURES	DX10	S72.415B	NONDISPLACED UNSPECIFIED CONDYLE FRACTURE OF LOWER END OF LEFT FEMUR, INITIAL ENCOUNTER FOR OPEN FRACTURE TYPE I OR II	S72415B
DX_FRACTURE	FRACTURES	DX10	S72.415C	NONDISPLACED UNSPECIFIED CONDYLE FRACTURE OF LOWER END OF LEFT FEMUR, INITIAL ENCOUNTER FOR OPEN FRACTURE TYPE IIIA, IIIB, OR IIIC	S72415C
DX_FRACTURE	FRACTURES	DX10	S72.416A	NONDISPLACED UNSPECIFIED CONDYLE FRACTURE OF LOWER END OF UNSPECIFIED FEMUR, INITIAL ENCOUNTER FOR CLOSED FRACTURE	S72416A
DX_FRACTURE	FRACTURES	DX10	S72.416B	NONDISPLACED UNSPECIFIED CONDYLE FRACTURE OF LOWER END OF UNSPECIFIED FEMUR, INITIAL ENCOUNTER FOR OPEN FRACTURE TYPE I OR II	S72416B
DX_FRACTURE	FRACTURES	DX10	S72.416C	NONDISPLACED UNSPECIFIED CONDYLE FRACTURE OF LOWER END OF UNSPECIFIED FEMUR, INITIAL ENCOUNTER FOR OPEN FRACTURE TYPE IIIA, IIIB, OR IIIC	S72416C
DX_FRACTURE	FRACTURES	DX10	S72.421A	DISPLACED FRACTURE OF LATERAL CONDYLE OF RIGHT FEMUR, INITIAL ENCOUNTER FOR CLOSED FRACTURE	S72421A
DX_FRACTURE	FRACTURES	DX10	S72.421B	DISPLACED FRACTURE OF LATERAL CONDYLE OF RIGHT FEMUR, INITIAL ENCOUNTER FOR OPEN FRACTURE TYPE I OR II	S72421B
DX_FRACTURE	FRACTURES	DX10	S72.421C	DISPLACED FRACTURE OF LATERAL CONDYLE OF RIGHT FEMUR, INITIAL ENCOUNTER FOR OPEN FRACTURE TYPE IIIA, IIIB, OR IIIC	S72421C
DX_FRACTURE	FRACTURES	DX10	S72.422A	DISPLACED FRACTURE OF LATERAL CONDYLE OF LEFT FEMUR, INITIAL ENCOUNTER FOR CLOSED FRACTURE	S72422A
DX_FRACTURE	FRACTURES	DX10	S72.422B	DISPLACED FRACTURE OF LATERAL CONDYLE OF LEFT FEMUR, INITIAL ENCOUNTER FOR OPEN FRACTURE TYPE I OR II	S72422B
DX_FRACTURE	FRACTURES	DX10	S72.422C	DISPLACED FRACTURE OF LATERAL CONDYLE OF LEFT FEMUR, INITIAL ENCOUNTER FOR OPEN FRACTURE TYPE IIIA, IIIB, OR IIIC	S72422C
DX_FRACTURE	FRACTURES	DX10	S72.423A	DISPLACED FRACTURE OF LATERAL CONDYLE OF UNSPECIFIED FEMUR, INITIAL ENCOUNTER FOR CLOSED FRACTURE	S72423A
DX_FRACTURE	FRACTURES	DX10	S72.423B	DISPLACED FRACTURE OF LATERAL CONDYLE OF UNSPECIFIED FEMUR, INITIAL ENCOUNTER FOR OPEN FRACTURE TYPE I OR II	S72423B
DX_FRACTURE	FRACTURES	DX10	S72.423C	DISPLACED FRACTURE OF LATERAL CONDYLE OF UNSPECIFIED FEMUR, INITIAL ENCOUNTER FOR OPEN FRACTURE TYPE IIIA, IIIB, OR IIIC	S72423C
DX_FRACTURE	FRACTURES	DX10	S72.424A	NONDISPLACED FRACTURE OF LATERAL CONDYLE OF RIGHT FEMUR, INITIAL ENCOUNTER FOR CLOSED FRACTURE	S72424A
DX_FRACTURE	FRACTURES	DX10	S72.424B	NONDISPLACED FRACTURE OF LATERAL CONDYLE OF RIGHT FEMUR, INITIAL ENCOUNTER FOR OPEN FRACTURE TYPE I OR II	S72424B
DX_FRACTURE	FRACTURES	DX10	S72.424C	NONDISPLACED FRACTURE OF LATERAL CONDYLE OF RIGHT FEMUR, INITIAL ENCOUNTER FOR OPEN FRACTURE TYPE IIIA, IIIB, OR IIIC	S72424C
DX_FRACTURE	FRACTURES	DX10	S72.425A	NONDISPLACED FRACTURE OF LATERAL CONDYLE OF LEFT FEMUR, INITIAL ENCOUNTER FOR CLOSED FRACTURE	S72425A
DX_FRACTURE	FRACTURES	DX10	S72.425B	NONDISPLACED FRACTURE OF LATERAL CONDYLE OF LEFT FEMUR, INITIAL ENCOUNTER FOR OPEN FRACTURE TYPE I OR II	S72425B
DX_FRACTURE	FRACTURES	DX10	S72.425C	NONDISPLACED FRACTURE OF LATERAL CONDYLE OF LEFT FEMUR, INITIAL ENCOUNTER FOR OPEN FRACTURE TYPE IIIA, IIIB, OR IIIC	S72425C
DX_FRACTURE	FRACTURES	DX10	S72.426A	NONDISPLACED FRACTURE OF LATERAL CONDYLE OF UNSPECIFIED FEMUR, INITIAL ENCOUNTER FOR CLOSED FRACTURE	S72426A
DX_FRACTURE	FRACTURES	DX10	S72.426B	NONDISPLACED FRACTURE OF LATERAL CONDYLE OF UNSPECIFIED FEMUR, INITIAL ENCOUNTER FOR OPEN FRACTURE TYPE I OR II	S72426B
DX_FRACTURE	FRACTURES	DX10	S72.426C	NONDISPLACED FRACTURE OF LATERAL CONDYLE OF UNSPECIFIED FEMUR, INITIAL ENCOUNTER FOR OPEN FRACTURE TYPE IIIA, IIIB, OR IIIC	S72426C
DX_FRACTURE	FRACTURES	DX10	S72.431A	DISPLACED FRACTURE OF MEDIAL CONDYLE OF RIGHT FEMUR, INITIAL ENCOUNTER FOR CLOSED FRACTURE	S72431A
DX_FRACTURE	FRACTURES	DX10	S72.431B	DISPLACED FRACTURE OF MEDIAL CONDYLE OF RIGHT FEMUR, INITIAL ENCOUNTER FOR OPEN FRACTURE TYPE I OR II	S72431B
DX_FRACTURE	FRACTURES	DX10	S72.431C	DISPLACED FRACTURE OF MEDIAL CONDYLE OF RIGHT FEMUR, INITIAL ENCOUNTER FOR OPEN FRACTURE TYPE IIIA, IIIB, OR IIIC	S72431C
DX_FRACTURE	FRACTURES	DX10	S72.432A	DISPLACED FRACTURE OF MEDIAL CONDYLE OF LEFT FEMUR, INITIAL ENCOUNTER FOR CLOSED FRACTURE	S72432A
DX_FRACTURE	FRACTURES	DX10	S72.432B	DISPLACED FRACTURE OF MEDIAL CONDYLE OF LEFT FEMUR, INITIAL ENCOUNTER FOR OPEN FRACTURE TYPE I OR II	S72432B
DX_FRACTURE	FRACTURES	DX10	S72.432C	DISPLACED FRACTURE OF MEDIAL CONDYLE OF LEFT FEMUR, INITIAL ENCOUNTER FOR OPEN FRACTURE TYPE IIIA, IIIB, OR IIIC	S72432C
DX_FRACTURE	FRACTURES	DX10	S72.433A	DISPLACED FRACTURE OF MEDIAL CONDYLE OF UNSPECIFIED FEMUR, INITIAL ENCOUNTER FOR CLOSED FRACTURE	S72433A
DX_FRACTURE	FRACTURES	DX10	S72.433B	DISPLACED FRACTURE OF MEDIAL CONDYLE OF UNSPECIFIED FEMUR, INITIAL ENCOUNTER FOR OPEN FRACTURE TYPE I OR II	S72433B
DX_FRACTURE	FRACTURES	DX10	S72.433C	DISPLACED FRACTURE OF MEDIAL CONDYLE OF UNSPECIFIED FEMUR, INITIAL ENCOUNTER FOR OPEN FRACTURE TYPE IIIA, IIIB, OR IIIC	S72433C
DX_FRACTURE	FRACTURES	DX10	S72.434A	NONDISPLACED FRACTURE OF MEDIAL CONDYLE OF RIGHT FEMUR, INITIAL ENCOUNTER FOR CLOSED FRACTURE	S72434A
DX_FRACTURE	FRACTURES	DX10	S72.434B	NONDISPLACED FRACTURE OF MEDIAL CONDYLE OF RIGHT FEMUR, INITIAL ENCOUNTER FOR OPEN FRACTURE TYPE I OR II	S72434B
DX_FRACTURE	FRACTURES	DX10	S72.434C	NONDISPLACED FRACTURE OF MEDIAL CONDYLE OF RIGHT FEMUR, INITIAL ENCOUNTER FOR OPEN FRACTURE TYPE IIIA, IIIB, OR IIIC	S72434C
DX_FRACTURE	FRACTURES	DX10	S72.435A	NONDISPLACED FRACTURE OF MEDIAL CONDYLE OF LEFT FEMUR, INITIAL ENCOUNTER FOR CLOSED FRACTURE	S72435A
DX_FRACTURE	FRACTURES	DX10	S72.435B	NONDISPLACED FRACTURE OF MEDIAL CONDYLE OF LEFT FEMUR, INITIAL ENCOUNTER FOR OPEN FRACTURE TYPE I OR II	S72435B
DX_FRACTURE	FRACTURES	DX10	S72.435C	NONDISPLACED FRACTURE OF MEDIAL CONDYLE OF LEFT FEMUR, INITIAL ENCOUNTER FOR OPEN FRACTURE TYPE IIIA, IIIB, OR IIIC	S72435C
DX_FRACTURE	FRACTURES	DX10	S72.436A	NONDISPLACED FRACTURE OF MEDIAL CONDYLE OF UNSPECIFIED FEMUR, INITIAL ENCOUNTER FOR CLOSED FRACTURE	S72436A
DX_FRACTURE	FRACTURES	DX10	S72.436B	NONDISPLACED FRACTURE OF MEDIAL CONDYLE OF UNSPECIFIED FEMUR, INITIAL ENCOUNTER FOR OPEN FRACTURE TYPE I OR II	S72436B
DX_FRACTURE	FRACTURES	DX10	S72.436C	NONDISPLACED FRACTURE OF MEDIAL CONDYLE OF UNSPECIFIED FEMUR, INITIAL ENCOUNTER FOR OPEN FRACTURE TYPE IIIA, IIIB, OR IIIC	S72436C
DX_FRACTURE	FRACTURES	DX10	S72.441A	DISPLACED FRACTURE OF LOWER EPIPHYSIS (SEPARATION) OF RIGHT FEMUR, INITIAL ENCOUNTER FOR CLOSED FRACTURE	S72441A
DX_FRACTURE	FRACTURES	DX10	S72.441B	DISPLACED FRACTURE OF LOWER EPIPHYSIS (SEPARATION) OF RIGHT FEMUR, INITIAL ENCOUNTER FOR OPEN FRACTURE TYPE I OR II	S72441B
DX_FRACTURE	FRACTURES	DX10	S72.441C	DISPLACED FRACTURE OF LOWER EPIPHYSIS (SEPARATION) OF RIGHT FEMUR, INITIAL ENCOUNTER FOR OPEN FRACTURE TYPE IIIA, IIIB, OR IIIC	S72441C
DX_FRACTURE	FRACTURES	DX10	S72.442A	DISPLACED FRACTURE OF LOWER EPIPHYSIS (SEPARATION) OF LEFT FEMUR, INITIAL ENCOUNTER FOR CLOSED FRACTURE	S72442A
DX_FRACTURE	FRACTURES	DX10	S72.442B	DISPLACED FRACTURE OF LOWER EPIPHYSIS (SEPARATION) OF LEFT FEMUR, INITIAL ENCOUNTER FOR OPEN FRACTURE TYPE I OR II	S72442B
DX_FRACTURE	FRACTURES	DX10	S72.442C	DISPLACED FRACTURE OF LOWER EPIPHYSIS (SEPARATION) OF LEFT FEMUR, INITIAL ENCOUNTER FOR OPEN FRACTURE TYPE IIIA, IIIB, OR IIIC	S72442C

Boehringer Ingelheim
Statistical and Epidemiological Analysis Plan (SEAP) for Non-Interventional Study
(NIS)
BI Study Number 1245-0228

Proprietary confidential information © 2023 Boehringer Ingelheim International GmbH or one or more of its affiliated companies

DX_FRACTURE	FRACTURES	DX10	S72.443A	DISPLACED FRACTURE OF LOWER EPIPHYSIS (SEPARATION) OF UNSPECIFIED FEMUR, INITIAL ENCOUNTER FOR CLOSED FRACTURE	S72443A
DX_FRACTURE	FRACTURES	DX10	S72.443B	DISPLACED FRACTURE OF LOWER EPIPHYSIS (SEPARATION) OF UNSPECIFIED FEMUR, INITIAL ENCOUNTER FOR OPEN FRACTURE TYPE I OR II	S72443B
DX_FRACTURE	FRACTURES	DX10	S72.443C	DISPLACED FRACTURE OF LOWER EPIPHYSIS (SEPARATION) OF UNSPECIFIED FEMUR, INITIAL ENCOUNTER FOR OPEN FRACTURE TYPE IIIA, IIIB, OR IIIC	S72443C
DX_FRACTURE	FRACTURES	DX10	S72.444A	NONDISPLACED FRACTURE OF LOWER EPIPHYSIS (SEPARATION) OF RIGHT FEMUR, INITIAL ENCOUNTER FOR CLOSED FRACTURE	S72444A
DX_FRACTURE	FRACTURES	DX10	S72.444B	NONDISPLACED FRACTURE OF LOWER EPIPHYSIS (SEPARATION) OF RIGHT FEMUR, INITIAL ENCOUNTER FOR OPEN FRACTURE TYPE I OR II	S72444B
DX_FRACTURE	FRACTURES	DX10	S72.444C	NONDISPLACED FRACTURE OF LOWER EPIPHYSIS (SEPARATION) OF RIGHT FEMUR, INITIAL ENCOUNTER FOR OPEN FRACTURE TYPE IIIA, IIIB, OR IIIC	S72444C
DX_FRACTURE	FRACTURES	DX10	S72.445A	NONDISPLACED FRACTURE OF LOWER EPIPHYSIS (SEPARATION) OF LEFT FEMUR, INITIAL ENCOUNTER FOR CLOSED FRACTURE	S72445A
DX_FRACTURE	FRACTURES	DX10	S72.445B	NONDISPLACED FRACTURE OF LOWER EPIPHYSIS (SEPARATION) OF LEFT FEMUR, INITIAL ENCOUNTER FOR OPEN FRACTURE TYPE I OR II	S72445B
DX_FRACTURE	FRACTURES	DX10	S72.445C	NONDISPLACED FRACTURE OF LOWER EPIPHYSIS (SEPARATION) OF LEFT FEMUR, INITIAL ENCOUNTER FOR OPEN FRACTURE TYPE IIIA, IIIB, OR IIIC	S72445C
DX_FRACTURE	FRACTURES	DX10	S72.446A	NONDISPLACED FRACTURE OF LOWER EPIPHYSIS (SEPARATION) OF UNSPECIFIED FEMUR, INITIAL ENCOUNTER FOR CLOSED FRACTURE	S72446A
DX_FRACTURE	FRACTURES	DX10	S72.446B	NONDISPLACED FRACTURE OF LOWER EPIPHYSIS (SEPARATION) OF UNSPECIFIED FEMUR, INITIAL ENCOUNTER FOR OPEN FRACTURE TYPE I OR II	S72446B
DX_FRACTURE	FRACTURES	DX10	S72.446C	NONDISPLACED FRACTURE OF LOWER EPIPHYSIS (SEPARATION) OF UNSPECIFIED FEMUR, INITIAL ENCOUNTER FOR OPEN FRACTURE TYPE IIIA, IIIB, OR IIIC	S72446C
DX_FRACTURE	FRACTURES	DX10	S72.451A	DISPLACED SUPRACONDYLAR FRACTURE WITHOUT INTRAONDYLAR EXTENSION OF LOWER END OF RIGHT FEMUR, INITIAL ENCOUNTER FOR CLOSED FRACTURE	S72451A
DX_FRACTURE	FRACTURES	DX10	S72.451B	DISPLACED SUPRACONDYLAR FRACTURE WITHOUT INTRAONDYLAR EXTENSION OF LOWER END OF RIGHT FEMUR, INITIAL ENCOUNTER FOR OPEN FRACTURE TYPE I OR II	S72451B
DX_FRACTURE	FRACTURES	DX10	S72.451C	DISPLACED SUPRACONDYLAR FRACTURE WITHOUT INTRAONDYLAR EXTENSION OF LOWER END OF RIGHT FEMUR, INITIAL ENCOUNTER FOR OPEN FRACTURE TYPE IIIA, IIIB, OR IIIC	S72451C
DX_FRACTURE	FRACTURES	DX10	S72.452A	DISPLACED SUPRACONDYLAR FRACTURE WITHOUT INTRAONDYLAR EXTENSION OF LOWER END OF LEFT FEMUR, INITIAL ENCOUNTER FOR CLOSED FRACTURE	S72452A
DX_FRACTURE	FRACTURES	DX10	S72.452B	DISPLACED SUPRACONDYLAR FRACTURE WITHOUT INTRAONDYLAR EXTENSION OF LOWER END OF LEFT FEMUR, INITIAL ENCOUNTER FOR OPEN FRACTURE TYPE I OR II	S72452B
DX_FRACTURE	FRACTURES	DX10	S72.452C	DISPLACED SUPRACONDYLAR FRACTURE WITHOUT INTRAONDYLAR EXTENSION OF LOWER END OF LEFT FEMUR, INITIAL ENCOUNTER FOR OPEN FRACTURE TYPE IIIA, IIIB, OR IIIC	S72452C
DX_FRACTURE	FRACTURES	DX10	S72.453A	DISPLACED SUPRACONDYLAR FRACTURE WITHOUT INTRAONDYLAR EXTENSION OF LOWER END OF UNSPECIFIED FEMUR, INITIAL ENCOUNTER FOR CLOSED FRACTURE	S72453A
DX_FRACTURE	FRACTURES	DX10	S72.453B	DISPLACED SUPRACONDYLAR FRACTURE WITHOUT INTRAONDYLAR EXTENSION OF LOWER END OF UNSPECIFIED FEMUR, INITIAL ENCOUNTER FOR OPEN FRACTURE TYPE I OR II	S72453B
DX_FRACTURE	FRACTURES	DX10	S72.453C	DISPLACED SUPRACONDYLAR FRACTURE WITHOUT INTRAONDYLAR EXTENSION OF LOWER END OF UNSPECIFIED FEMUR, INITIAL ENCOUNTER FOR OPEN FRACTURE TYPE IIIA, IIIB, OR IIIC	S72453C
DX_FRACTURE	FRACTURES	DX10	S72.454A	NONDISPLACED SUPRACONDYLAR FRACTURE WITHOUT INTRAONDYLAR EXTENSION OF LOWER END OF RIGHT FEMUR, INITIAL ENCOUNTER FOR CLOSED FRACTURE	S72454A
DX_FRACTURE	FRACTURES	DX10	S72.454B	NONDISPLACED SUPRACONDYLAR FRACTURE WITHOUT INTRAONDYLAR EXTENSION OF LOWER END OF RIGHT FEMUR, INITIAL ENCOUNTER FOR OPEN FRACTURE TYPE I OR II	S72454B
DX_FRACTURE	FRACTURES	DX10	S72.454C	NONDISPLACED SUPRACONDYLAR FRACTURE WITHOUT INTRAONDYLAR EXTENSION OF LOWER END OF RIGHT FEMUR, INITIAL ENCOUNTER FOR OPEN FRACTURE TYPE IIIA, IIIB, OR IIIC	S72454C
DX_FRACTURE	FRACTURES	DX10	S72.455A	NONDISPLACED SUPRACONDYLAR FRACTURE WITHOUT INTRAONDYLAR EXTENSION OF LOWER END OF LEFT FEMUR, INITIAL ENCOUNTER FOR CLOSED FRACTURE	S72455A
DX_FRACTURE	FRACTURES	DX10	S72.455B	NONDISPLACED SUPRACONDYLAR FRACTURE WITHOUT INTRAONDYLAR EXTENSION OF LOWER END OF LEFT FEMUR, INITIAL ENCOUNTER FOR OPEN FRACTURE TYPE I OR II	S72455B
DX_FRACTURE	FRACTURES	DX10	S72.455C	NONDISPLACED SUPRACONDYLAR FRACTURE WITHOUT INTRAONDYLAR EXTENSION OF LOWER END OF LEFT FEMUR, INITIAL ENCOUNTER FOR OPEN FRACTURE TYPE IIIA, IIIB, OR IIIC	S72455C
DX_FRACTURE	FRACTURES	DX10	S72.456A	NONDISPLACED SUPRACONDYLAR FRACTURE WITHOUT INTRAONDYLAR EXTENSION OF LOWER END OF UNSPECIFIED FEMUR, INITIAL ENCOUNTER FOR CLOSED FRACTURE	S72456A
DX_FRACTURE	FRACTURES	DX10	S72.456B	NONDISPLACED SUPRACONDYLAR FRACTURE WITHOUT INTRAONDYLAR EXTENSION OF LOWER END OF UNSPECIFIED FEMUR, INITIAL ENCOUNTER FOR OPEN FRACTURE TYPE I OR II	S72456B
DX_FRACTURE	FRACTURES	DX10	S72.456C	NONDISPLACED SUPRACONDYLAR FRACTURE WITHOUT INTRAONDYLAR EXTENSION OF LOWER END OF UNSPECIFIED FEMUR, INITIAL ENCOUNTER FOR OPEN FRACTURE TYPE IIIA, IIIB, OR IIIC	S72456C
DX_FRACTURE	FRACTURES	DX10	S72.461A	DISPLACED SUPRACONDYLAR FRACTURE WITH INTRAONDYLAR EXTENSION OF LOWER END OF RIGHT FEMUR, INITIAL ENCOUNTER FOR CLOSED FRACTURE	S72461A
DX_FRACTURE	FRACTURES	DX10	S72.461B	DISPLACED SUPRACONDYLAR FRACTURE WITH INTRAONDYLAR EXTENSION OF LOWER END OF RIGHT FEMUR, INITIAL ENCOUNTER FOR OPEN FRACTURE TYPE I OR II	S72461B
DX_FRACTURE	FRACTURES	DX10	S72.461C	DISPLACED SUPRACONDYLAR FRACTURE WITH INTRAONDYLAR EXTENSION OF LOWER END OF RIGHT FEMUR, INITIAL ENCOUNTER FOR OPEN FRACTURE TYPE IIIA, IIIB, OR IIIC	S72461C
DX_FRACTURE	FRACTURES	DX10	S72.462A	DISPLACED SUPRACONDYLAR FRACTURE WITH INTRAONDYLAR EXTENSION OF LOWER END OF LEFT FEMUR, INITIAL ENCOUNTER FOR CLOSED FRACTURE	S72462A
DX_FRACTURE	FRACTURES	DX10	S72.462B	DISPLACED SUPRACONDYLAR FRACTURE WITH INTRAONDYLAR EXTENSION OF LOWER END OF LEFT FEMUR, INITIAL ENCOUNTER FOR OPEN FRACTURE TYPE I OR II	S72462B
DX_FRACTURE	FRACTURES	DX10	S72.462C	DISPLACED SUPRACONDYLAR FRACTURE WITH INTRAONDYLAR EXTENSION OF LOWER END OF LEFT FEMUR, INITIAL ENCOUNTER FOR OPEN FRACTURE TYPE IIIA, IIIB, OR IIIC	S72462C
DX_FRACTURE	FRACTURES	DX10	S72.463A	DISPLACED SUPRACONDYLAR FRACTURE WITH INTRAONDYLAR EXTENSION OF LOWER END OF UNSPECIFIED FEMUR, INITIAL ENCOUNTER FOR CLOSED FRACTURE	S72463A
DX_FRACTURE	FRACTURES	DX10	S72.463B	DISPLACED SUPRACONDYLAR FRACTURE WITH INTRAONDYLAR EXTENSION OF LOWER END OF UNSPECIFIED FEMUR, INITIAL ENCOUNTER FOR OPEN FRACTURE TYPE I OR II	S72463B
DX_FRACTURE	FRACTURES	DX10	S72.463C	DISPLACED SUPRACONDYLAR FRACTURE WITH INTRAONDYLAR EXTENSION OF LOWER END OF UNSPECIFIED FEMUR, INITIAL ENCOUNTER FOR OPEN FRACTURE TYPE IIIA, IIIB, OR IIIC	S72463C
DX_FRACTURE	FRACTURES	DX10	S72.464A	NONDISPLACED SUPRACONDYLAR FRACTURE WITH INTRAONDYLAR EXTENSION OF LOWER END OF RIGHT FEMUR, INITIAL ENCOUNTER FOR CLOSED FRACTURE	S72464A
DX_FRACTURE	FRACTURES	DX10	S72.464B	NONDISPLACED SUPRACONDYLAR FRACTURE WITH INTRAONDYLAR EXTENSION OF LOWER END OF RIGHT FEMUR, INITIAL ENCOUNTER FOR OPEN FRACTURE TYPE I OR II	S72464B
DX_FRACTURE	FRACTURES	DX10	S72.464C	NONDISPLACED SUPRACONDYLAR FRACTURE WITH INTRAONDYLAR EXTENSION OF LOWER END OF RIGHT FEMUR, INITIAL ENCOUNTER FOR OPEN FRACTURE TYPE IIIA, IIIB, OR IIIC	S72464C
DX_FRACTURE	FRACTURES	DX10	S72.465A	NONDISPLACED SUPRACONDYLAR FRACTURE WITH INTRAONDYLAR EXTENSION OF LOWER END OF LEFT FEMUR, INITIAL ENCOUNTER FOR CLOSED FRACTURE	S72465A
DX_FRACTURE	FRACTURES	DX10	S72.465B	NONDISPLACED SUPRACONDYLAR FRACTURE WITH INTRAONDYLAR EXTENSION OF LOWER END OF LEFT FEMUR, INITIAL ENCOUNTER FOR OPEN FRACTURE TYPE I OR II	S72465B
DX_FRACTURE	FRACTURES	DX10	S72.465C	NONDISPLACED SUPRACONDYLAR FRACTURE WITH INTRAONDYLAR EXTENSION OF LOWER END OF LEFT FEMUR, INITIAL ENCOUNTER FOR OPEN FRACTURE TYPE IIIA, IIIB, OR IIIC	S72465C
DX_FRACTURE	FRACTURES	DX10	S72.466A	NONDISPLACED SUPRACONDYLAR FRACTURE WITH INTRAONDYLAR EXTENSION OF LOWER END OF UNSPECIFIED FEMUR, INITIAL ENCOUNTER FOR CLOSED FRACTURE	S72466A

Boehringer Ingelheim
Statistical and Epidemiological Analysis Plan (SEAP) for Non-Interventional Study
(NIS)
BI Study Number 1245-0228

Proprietary confidential information © 2023 Boehringer Ingelheim International GmbH or one or more of its affiliated companies

DX_FRACTURE	FRACTURES	DX10	S72.466B	NONDISPLACED SUPRACONDYLAR FRACTURE WITH INTRACONDYLAR EXTENSION OF LOWER END OF UNSPECIFIED FEMUR, INITIAL ENCOUNTER FOR OPEN FRACTURE TYPE I OR II	S72466B
DX_FRACTURE	FRACTURES	DX10	S72.466C	NONDISPLACED SUPRACONDYLAR FRACTURE WITH INTRACONDYLAR EXTENSION OF LOWER END OF UNSPECIFIED FEMUR, INITIAL ENCOUNTER FOR OPEN FRACTURE TYPE IIIA, IIIB, OR IIIC	S72466C
DX_FRACTURE	FRACTURES	DX10	S72.471A	TORUS FRACTURE OF LOWER END OF RIGHT FEMUR, INITIAL ENCOUNTER FOR CLOSED FRACTURE	S72471A
DX_FRACTURE	FRACTURES	DX10	S72.472A	TORUS FRACTURE OF LOWER END OF LEFT FEMUR, INITIAL ENCOUNTER FOR CLOSED FRACTURE	S72472A
DX_FRACTURE	FRACTURES	DX10	S72.479A	TORUS FRACTURE OF LOWER END OF UNSPECIFIED FEMUR, INITIAL ENCOUNTER FOR CLOSED FRACTURE	S72479A
DX_FRACTURE	FRACTURES	DX10	S72.491A	OTHER FRACTURE OF LOWER END OF RIGHT FEMUR, INITIAL ENCOUNTER FOR CLOSED FRACTURE	S72491A
DX_FRACTURE	FRACTURES	DX10	S72.491B	OTHER FRACTURE OF LOWER END OF RIGHT FEMUR, INITIAL ENCOUNTER FOR OPEN FRACTURE TYPE I OR II	S72491B
DX_FRACTURE	FRACTURES	DX10	S72.491C	OTHER FRACTURE OF LOWER END OF RIGHT FEMUR, INITIAL ENCOUNTER FOR OPEN FRACTURE TYPE IIIA, IIIB, OR IIIC	S72491C
DX_FRACTURE	FRACTURES	DX10	S72.492A	OTHER FRACTURE OF LOWER END OF LEFT FEMUR, INITIAL ENCOUNTER FOR CLOSED FRACTURE	S72492A
DX_FRACTURE	FRACTURES	DX10	S72.492B	OTHER FRACTURE OF LOWER END OF LEFT FEMUR, INITIAL ENCOUNTER FOR OPEN FRACTURE TYPE I OR II	S72492B
DX_FRACTURE	FRACTURES	DX10	S72.492C	OTHER FRACTURE OF LOWER END OF LEFT FEMUR, INITIAL ENCOUNTER FOR OPEN FRACTURE TYPE IIIA, IIIB, OR IIIC	S72492C
DX_FRACTURE	FRACTURES	DX10	S72.499A	OTHER FRACTURE OF LOWER END OF UNSPECIFIED FEMUR, INITIAL ENCOUNTER FOR CLOSED FRACTURE	S72499A
DX_FRACTURE	FRACTURES	DX10	S72.499B	OTHER FRACTURE OF LOWER END OF UNSPECIFIED FEMUR, INITIAL ENCOUNTER FOR OPEN FRACTURE TYPE I OR II	S72499B
DX_FRACTURE	FRACTURES	DX10	S72.499C	OTHER FRACTURE OF LOWER END OF UNSPECIFIED FEMUR, INITIAL ENCOUNTER FOR OPEN FRACTURE TYPE IIIA, IIIB, OR IIIC	S72499C
DX_FRACTURE	FRACTURES	DX10	S72.8X1A	OTHER FRACTURE OF RIGHT FEMUR, INITIAL ENCOUNTER FOR CLOSED FRACTURE	S728X1A
DX_FRACTURE	FRACTURES	DX10	S72.8X1B	OTHER FRACTURE OF RIGHT FEMUR, INITIAL ENCOUNTER FOR OPEN FRACTURE TYPE I OR II	S728X1B
DX_FRACTURE	FRACTURES	DX10	S72.8X1C	OTHER FRACTURE OF RIGHT FEMUR, INITIAL ENCOUNTER FOR OPEN FRACTURE TYPE IIIA, IIIB, OR IIIC	S728X1C
DX_FRACTURE	FRACTURES	DX10	S72.8X2A	OTHER FRACTURE OF LEFT FEMUR, INITIAL ENCOUNTER FOR CLOSED FRACTURE	S728X2A
DX_FRACTURE	FRACTURES	DX10	S72.8X2B	OTHER FRACTURE OF LEFT FEMUR, INITIAL ENCOUNTER FOR OPEN FRACTURE TYPE I OR II	S728X2B
DX_FRACTURE	FRACTURES	DX10	S72.8X2C	OTHER FRACTURE OF LEFT FEMUR, INITIAL ENCOUNTER FOR OPEN FRACTURE TYPE IIIA, IIIB, OR IIIC	S728X2C
DX_FRACTURE	FRACTURES	DX10	S72.8X9A	OTHER FRACTURE OF UNSPECIFIED FEMUR, INITIAL ENCOUNTER FOR CLOSED FRACTURE	S728X9A
DX_FRACTURE	FRACTURES	DX10	S72.8X9B	OTHER FRACTURE OF UNSPECIFIED FEMUR, INITIAL ENCOUNTER FOR OPEN FRACTURE TYPE I OR II	S728X9B
DX_FRACTURE	FRACTURES	DX10	S72.8X9C	OTHER FRACTURE OF UNSPECIFIED FEMUR, INITIAL ENCOUNTER FOR OPEN FRACTURE TYPE IIIA, IIIB, OR IIIC	S728X9C
DX_FRACTURE	FRACTURES	DX10	S72.90XA	UNSPECIFIED FRACTURE OF UNSPECIFIED FEMUR, INITIAL ENCOUNTER FOR CLOSED FRACTURE	S7290XA
DX_FRACTURE	FRACTURES	DX10	S72.90XB	UNSPECIFIED FRACTURE OF UNSPECIFIED FEMUR, INITIAL ENCOUNTER FOR OPEN FRACTURE TYPE I OR II	S7290XB
DX_FRACTURE	FRACTURES	DX10	S72.90XC	UNSPECIFIED FRACTURE OF UNSPECIFIED FEMUR, INITIAL ENCOUNTER FOR OPEN FRACTURE TYPE IIIA, IIIB, OR IIIC	S7290XC
DX_FRACTURE	FRACTURES	DX10	S72.91XA	UNSPECIFIED FRACTURE OF RIGHT FEMUR, INITIAL ENCOUNTER FOR CLOSED FRACTURE	S7291XA
DX_FRACTURE	FRACTURES	DX10	S72.91XB	UNSPECIFIED FRACTURE OF RIGHT FEMUR, INITIAL ENCOUNTER FOR OPEN FRACTURE TYPE I OR II	S7291XB
DX_FRACTURE	FRACTURES	DX10	S72.91XC	UNSPECIFIED FRACTURE OF RIGHT FEMUR, INITIAL ENCOUNTER FOR OPEN FRACTURE TYPE IIIA, IIIB, OR IIIC	S7291XC
DX_FRACTURE	FRACTURES	DX10	S72.92XA	UNSPECIFIED FRACTURE OF LEFT FEMUR, INITIAL ENCOUNTER FOR CLOSED FRACTURE	S7292XA
DX_FRACTURE	FRACTURES	DX10	S72.92XB	UNSPECIFIED FRACTURE OF LEFT FEMUR, INITIAL ENCOUNTER FOR OPEN FRACTURE TYPE I OR II	S7292XB
DX_FRACTURE	FRACTURES	DX10	S72.92XC	UNSPECIFIED FRACTURE OF LEFT FEMUR, INITIAL ENCOUNTER FOR OPEN FRACTURE TYPE IIIA, IIIB, OR IIIC	S7292XC
DX_FRACTURE	FRACTURES	DX10	S82	FRACTURE OF LOWER LEG, INCLUDING ANKLE	S82
DX_FRACTURE	FRACTURES	DX10	S82.0	FRACTURE OF PATELLA	S820
DX_FRACTURE	FRACTURES	DX10	S82.00	UNSPECIFIED FRACTURE OF PATELLA	S8200
DX_FRACTURE	FRACTURES	DX10	S82.001	UNSPECIFIED FRACTURE OF RIGHT PATELLA	S82001
DX_FRACTURE	FRACTURES	DX10	S82.001A	UNSPECIFIED FRACTURE OF RIGHT PATELLA, INITIAL ENCOUNTER FOR CLOSED FRACTURE	S82001A
DX_FRACTURE	FRACTURES	DX10	S82.001B	UNSPECIFIED FRACTURE OF RIGHT PATELLA, INITIAL ENCOUNTER FOR OPEN FRACTURE TYPE I OR II	S82001B
DX_FRACTURE	FRACTURES	DX10	S82.001C	UNSPECIFIED FRACTURE OF RIGHT PATELLA, INITIAL ENCOUNTER FOR OPEN FRACTURE TYPE IIIA, IIIB, OR IIIC	S82001C
DX_FRACTURE	FRACTURES	DX10	S82.001D	UNSPECIFIED FRACTURE OF RIGHT PATELLA, SUBSEQUENT ENCOUNTER FOR CLOSED FRACTURE WITH ROUTINE HEALING	S82001D
DX_FRACTURE	FRACTURES	DX10	S82.001E	UNSPECIFIED FRACTURE OF RIGHT PATELLA, SUBSEQUENT ENCOUNTER FOR OPEN FRACTURE TYPE I OR II WITH ROUTINE HEALING	S82001E
DX_FRACTURE	FRACTURES	DX10	S82.001F	UNSPECIFIED FRACTURE OF RIGHT PATELLA, SUBSEQUENT ENCOUNTER FOR OPEN FRACTURE TYPE IIIA, IIIB, OR IIIC WITH ROUTINE HEALING	S82001F
DX_FRACTURE	FRACTURES	DX10	S82.001G	UNSPECIFIED FRACTURE OF RIGHT PATELLA, SUBSEQUENT ENCOUNTER FOR CLOSED FRACTURE WITH DELAYED HEALING	S82001G
DX_FRACTURE	FRACTURES	DX10	S82.001H	UNSPECIFIED FRACTURE OF RIGHT PATELLA, SUBSEQUENT ENCOUNTER FOR OPEN FRACTURE TYPE I OR II WITH DELAYED HEALING	S82001H
DX_FRACTURE	FRACTURES	DX10	S82.001J	UNSPECIFIED FRACTURE OF RIGHT PATELLA, SUBSEQUENT ENCOUNTER FOR OPEN FRACTURE TYPE IIIA, IIIB, OR IIIC WITH DELAYED HEALING	S82001J
DX_FRACTURE	FRACTURES	DX10	S82.001K	UNSPECIFIED FRACTURE OF RIGHT PATELLA, SUBSEQUENT ENCOUNTER FOR CLOSED FRACTURE WITH NONUNION	S82001K
DX_FRACTURE	FRACTURES	DX10	S82.001M	UNSPECIFIED FRACTURE OF RIGHT PATELLA, SUBSEQUENT ENCOUNTER FOR OPEN FRACTURE TYPE I OR II WITH NONUNION	S82001M
DX_FRACTURE	FRACTURES	DX10	S82.001N	UNSPECIFIED FRACTURE OF RIGHT PATELLA, SUBSEQUENT ENCOUNTER FOR OPEN FRACTURE TYPE IIIA, IIIB, OR IIIC WITH NONUNION	S82001N
DX_FRACTURE	FRACTURES	DX10	S82.001P	UNSPECIFIED FRACTURE OF RIGHT PATELLA, SUBSEQUENT ENCOUNTER FOR CLOSED FRACTURE WITH MALUNION	S82001P
DX_FRACTURE	FRACTURES	DX10	S82.001Q	UNSPECIFIED FRACTURE OF RIGHT PATELLA, SUBSEQUENT ENCOUNTER FOR OPEN FRACTURE TYPE I OR II WITH MALUNION	S82001Q
DX_FRACTURE	FRACTURES	DX10	S82.001R	UNSPECIFIED FRACTURE OF RIGHT PATELLA, SUBSEQUENT ENCOUNTER FOR OPEN FRACTURE TYPE IIIA, IIIB, OR IIIC WITH MALUNION	S82001R
DX_FRACTURE	FRACTURES	DX10	S82.001S	UNSPECIFIED FRACTURE OF RIGHT PATELLA, SEQUELA	S82001S
DX_FRACTURE	FRACTURES	DX10	S82.002	UNSPECIFIED FRACTURE OF LEFT PATELLA	S82002
DX_FRACTURE	FRACTURES	DX10	S82.002A	UNSPECIFIED FRACTURE OF LEFT PATELLA, INITIAL ENCOUNTER FOR CLOSED FRACTURE	S82002A
DX_FRACTURE	FRACTURES	DX10	S82.002B	UNSPECIFIED FRACTURE OF LEFT PATELLA, INITIAL ENCOUNTER FOR OPEN FRACTURE TYPE I OR II	S82002B

Boehringer Ingelheim
Statistical and Epidemiological Analysis Plan (SEAP) for Non-Interventional Study
(NIS)
BI Study Number 1245-0228

Proprietary confidential information © 2023 Boehringer Ingelheim International GmbH or one or more of its affiliated companies

DX_FRACTURE	FRACTURES	DX10	S82.002C	UNSPECIFIED FRACTURE OF LEFT PATELLA, INITIAL ENCOUNTER FOR OPEN FRACTURE TYPE IIIA, IIIB, OR IIIC	S82002C
DX_FRACTURE	FRACTURES	DX10	S82.002D	UNSPECIFIED FRACTURE OF LEFT PATELLA, SUBSEQUENT ENCOUNTER FOR CLOSED FRACTURE WITH ROUTINE HEALING	S82002D
DX_FRACTURE	FRACTURES	DX10	S82.002E	UNSPECIFIED FRACTURE OF LEFT PATELLA, SUBSEQUENT ENCOUNTER FOR OPEN FRACTURE TYPE I OR II WITH ROUTINE HEALING	S82002E
DX_FRACTURE	FRACTURES	DX10	S82.002F	UNSPECIFIED FRACTURE OF LEFT PATELLA, SUBSEQUENT ENCOUNTER FOR OPEN FRACTURE TYPE IIIA, IIIB, OR IIIC WITH ROUTINE HEALING	S82002F
DX_FRACTURE	FRACTURES	DX10	S82.002G	UNSPECIFIED FRACTURE OF LEFT PATELLA, SUBSEQUENT ENCOUNTER FOR CLOSED FRACTURE WITH DELAYED HEALING	S82002G
DX_FRACTURE	FRACTURES	DX10	S82.002H	UNSPECIFIED FRACTURE OF LEFT PATELLA, SUBSEQUENT ENCOUNTER FOR OPEN FRACTURE TYPE I OR II WITH DELAYED HEALING	S82002H
DX_FRACTURE	FRACTURES	DX10	S82.002J	UNSPECIFIED FRACTURE OF LEFT PATELLA, SUBSEQUENT ENCOUNTER FOR OPEN FRACTURE TYPE IIIA, IIIB, OR IIIC WITH DELAYED HEALING	S82002J
DX_FRACTURE	FRACTURES	DX10	S82.002K	UNSPECIFIED FRACTURE OF LEFT PATELLA, SUBSEQUENT ENCOUNTER FOR CLOSED FRACTURE WITH NONUNION	S82002K
DX_FRACTURE	FRACTURES	DX10	S82.002M	UNSPECIFIED FRACTURE OF LEFT PATELLA, SUBSEQUENT ENCOUNTER FOR OPEN FRACTURE TYPE I OR II WITH NONUNION	S82002M
DX_FRACTURE	FRACTURES	DX10	S82.002N	UNSPECIFIED FRACTURE OF LEFT PATELLA, SUBSEQUENT ENCOUNTER FOR OPEN FRACTURE TYPE IIIA, IIIB, OR IIIC WITH NONUNION	S82002N
DX_FRACTURE	FRACTURES	DX10	S82.002P	UNSPECIFIED FRACTURE OF LEFT PATELLA, SUBSEQUENT ENCOUNTER FOR CLOSED FRACTURE WITH MALUNION	S82002P
DX_FRACTURE	FRACTURES	DX10	S82.002Q	UNSPECIFIED FRACTURE OF LEFT PATELLA, SUBSEQUENT ENCOUNTER FOR OPEN FRACTURE TYPE I OR II WITH MALUNION	S82002Q
DX_FRACTURE	FRACTURES	DX10	S82.002R	UNSPECIFIED FRACTURE OF LEFT PATELLA, SUBSEQUENT ENCOUNTER FOR OPEN FRACTURE TYPE IIIA, IIIB, OR IIIC WITH MALUNION	S82002R
DX_FRACTURE	FRACTURES	DX10	S82.002S	UNSPECIFIED FRACTURE OF LEFT PATELLA, SEQUELA	S82002S
DX_FRACTURE	FRACTURES	DX10	S82.009	UNSPECIFIED FRACTURE OF UNSPECIFIED PATELLA	S82009
DX_FRACTURE	FRACTURES	DX10	S82.009A	UNSPECIFIED FRACTURE OF UNSPECIFIED PATELLA, INITIAL ENCOUNTER FOR CLOSED FRACTURE	S82009A
DX_FRACTURE	FRACTURES	DX10	S82.009B	UNSPECIFIED FRACTURE OF UNSPECIFIED PATELLA, INITIAL ENCOUNTER FOR OPEN FRACTURE TYPE I OR II	S82009B
DX_FRACTURE	FRACTURES	DX10	S82.009C	UNSPECIFIED FRACTURE OF UNSPECIFIED PATELLA, INITIAL ENCOUNTER FOR OPEN FRACTURE TYPE IIIA, IIIB, OR IIIC	S82009C
DX_FRACTURE	FRACTURES	DX10	S82.009D	UNSPECIFIED FRACTURE OF UNSPECIFIED PATELLA, SUBSEQUENT ENCOUNTER FOR CLOSED FRACTURE WITH ROUTINE HEALING	S82009D
DX_FRACTURE	FRACTURES	DX10	S82.009E	UNSPECIFIED FRACTURE OF UNSPECIFIED PATELLA, SUBSEQUENT ENCOUNTER FOR OPEN FRACTURE TYPE I OR II WITH ROUTINE HEALING	S82009E
DX_FRACTURE	FRACTURES	DX10	S82.009F	UNSPECIFIED FRACTURE OF UNSPECIFIED PATELLA, SUBSEQUENT ENCOUNTER FOR OPEN FRACTURE TYPE IIIA, IIIB, OR IIIC WITH ROUTINE HEALING	S82009F
DX_FRACTURE	FRACTURES	DX10	S82.009G	UNSPECIFIED FRACTURE OF UNSPECIFIED PATELLA, SUBSEQUENT ENCOUNTER FOR CLOSED FRACTURE WITH DELAYED HEALING	S82009G
DX_FRACTURE	FRACTURES	DX10	S82.009H	UNSPECIFIED FRACTURE OF UNSPECIFIED PATELLA, SUBSEQUENT ENCOUNTER FOR OPEN FRACTURE TYPE I OR II WITH DELAYED HEALING	S82009H
DX_FRACTURE	FRACTURES	DX10	S82.009J	UNSPECIFIED FRACTURE OF UNSPECIFIED PATELLA, SUBSEQUENT ENCOUNTER FOR OPEN FRACTURE TYPE IIIA, IIIB, OR IIIC WITH DELAYED HEALING	S82009J
DX_FRACTURE	FRACTURES	DX10	S82.009K	UNSPECIFIED FRACTURE OF UNSPECIFIED PATELLA, SUBSEQUENT ENCOUNTER FOR CLOSED FRACTURE WITH NONUNION	S82009K
DX_FRACTURE	FRACTURES	DX10	S82.009M	UNSPECIFIED FRACTURE OF UNSPECIFIED PATELLA, SUBSEQUENT ENCOUNTER FOR OPEN FRACTURE TYPE I OR II WITH NONUNION	S82009M
DX_FRACTURE	FRACTURES	DX10	S82.009N	UNSPECIFIED FRACTURE OF UNSPECIFIED PATELLA, SUBSEQUENT ENCOUNTER FOR OPEN FRACTURE TYPE IIIA, IIIB, OR IIIC WITH NONUNION	S82009N
DX_FRACTURE	FRACTURES	DX10	S82.009P	UNSPECIFIED FRACTURE OF UNSPECIFIED PATELLA, SUBSEQUENT ENCOUNTER FOR CLOSED FRACTURE WITH MALUNION	S82009P
DX_FRACTURE	FRACTURES	DX10	S82.009Q	UNSPECIFIED FRACTURE OF UNSPECIFIED PATELLA, SUBSEQUENT ENCOUNTER FOR OPEN FRACTURE TYPE I OR II WITH MALUNION	S82009Q
DX_FRACTURE	FRACTURES	DX10	S82.009R	UNSPECIFIED FRACTURE OF UNSPECIFIED PATELLA, SUBSEQUENT ENCOUNTER FOR OPEN FRACTURE TYPE IIIA, IIIB, OR IIIC WITH MALUNION	S82009R
DX_FRACTURE	FRACTURES	DX10	S82.009S	UNSPECIFIED FRACTURE OF UNSPECIFIED PATELLA, SEQUELA	S82009S
DX_FRACTURE	FRACTURES	DX10	S82.01	OSTEOCHONDRAL FRACTURE OF PATELLA	S8201
DX_FRACTURE	FRACTURES	DX10	S82.011	DISPLACED OSTEOCHONDRAL FRACTURE OF RIGHT PATELLA	S82011
DX_FRACTURE	FRACTURES	DX10	S82.011A	DISPLACED OSTEOCHONDRAL FRACTURE OF RIGHT PATELLA, INITIAL ENCOUNTER FOR CLOSED FRACTURE	S82011A
DX_FRACTURE	FRACTURES	DX10	S82.011B	DISPLACED OSTEOCHONDRAL FRACTURE OF RIGHT PATELLA, INITIAL ENCOUNTER FOR OPEN FRACTURE TYPE I OR II	S82011B
DX_FRACTURE	FRACTURES	DX10	S82.011C	DISPLACED OSTEOCHONDRAL FRACTURE OF RIGHT PATELLA, INITIAL ENCOUNTER FOR OPEN FRACTURE TYPE IIIA, IIIB, OR IIIC	S82011C
DX_FRACTURE	FRACTURES	DX10	S82.011D	DISPLACED OSTEOCHONDRAL FRACTURE OF RIGHT PATELLA, SUBSEQUENT ENCOUNTER FOR CLOSED FRACTURE WITH ROUTINE HEALING	S82011D
DX_FRACTURE	FRACTURES	DX10	S82.011E	DISPLACED OSTEOCHONDRAL FRACTURE OF RIGHT PATELLA, SUBSEQUENT ENCOUNTER FOR OPEN FRACTURE TYPE I OR II WITH ROUTINE HEALING	S82011E
DX_FRACTURE	FRACTURES	DX10	S82.011F	DISPLACED OSTEOCHONDRAL FRACTURE OF RIGHT PATELLA, SUBSEQUENT ENCOUNTER FOR OPEN FRACTURE TYPE IIIA, IIIB, OR IIIC WITH ROUTINE HEALING	S82011F
DX_FRACTURE	FRACTURES	DX10	S82.011G	DISPLACED OSTEOCHONDRAL FRACTURE OF RIGHT PATELLA, SUBSEQUENT ENCOUNTER FOR CLOSED FRACTURE WITH DELAYED HEALING	S82011G
DX_FRACTURE	FRACTURES	DX10	S82.011H	DISPLACED OSTEOCHONDRAL FRACTURE OF RIGHT PATELLA, SUBSEQUENT ENCOUNTER FOR OPEN FRACTURE TYPE I OR II WITH DELAYED HEALING	S82011H
DX_FRACTURE	FRACTURES	DX10	S82.011J	DISPLACED OSTEOCHONDRAL FRACTURE OF RIGHT PATELLA, SUBSEQUENT ENCOUNTER FOR OPEN FRACTURE TYPE IIIA, IIIB, OR IIIC WITH DELAYED HEALING	S82011J
DX_FRACTURE	FRACTURES	DX10	S82.011K	DISPLACED OSTEOCHONDRAL FRACTURE OF RIGHT PATELLA, SUBSEQUENT ENCOUNTER FOR CLOSED FRACTURE WITH NONUNION	S82011K
DX_FRACTURE	FRACTURES	DX10	S82.011M	DISPLACED OSTEOCHONDRAL FRACTURE OF RIGHT PATELLA, SUBSEQUENT ENCOUNTER FOR OPEN FRACTURE TYPE I OR II WITH NONUNION	S82011M
DX_FRACTURE	FRACTURES	DX10	S82.011N	DISPLACED OSTEOCHONDRAL FRACTURE OF RIGHT PATELLA, SUBSEQUENT ENCOUNTER FOR OPEN FRACTURE TYPE IIIA, IIIB, OR IIIC WITH NONUNION	S82011N
DX_FRACTURE	FRACTURES	DX10	S82.011P	DISPLACED OSTEOCHONDRAL FRACTURE OF RIGHT PATELLA, SUBSEQUENT ENCOUNTER FOR CLOSED FRACTURE WITH MALUNION	S82011P
DX_FRACTURE	FRACTURES	DX10	S82.011Q	DISPLACED OSTEOCHONDRAL FRACTURE OF RIGHT PATELLA, SUBSEQUENT ENCOUNTER FOR OPEN FRACTURE TYPE I OR II WITH MALUNION	S82011Q
DX_FRACTURE	FRACTURES	DX10	S82.011R	DISPLACED OSTEOCHONDRAL FRACTURE OF RIGHT PATELLA, SUBSEQUENT ENCOUNTER FOR OPEN FRACTURE TYPE IIIA, IIIB, OR IIIC WITH MALUNION	S82011R
DX_FRACTURE	FRACTURES	DX10	S82.011S	DISPLACED OSTEOCHONDRAL FRACTURE OF RIGHT PATELLA, SEQUELA	S82011S
DX_FRACTURE	FRACTURES	DX10	S82.012	DISPLACED OSTEOCHONDRAL FRACTURE OF LEFT PATELLA	S82012
DX_FRACTURE	FRACTURES	DX10	S82.012A	DISPLACED OSTEOCHONDRAL FRACTURE OF LEFT PATELLA, INITIAL ENCOUNTER FOR CLOSED FRACTURE	S82012A
DX_FRACTURE	FRACTURES	DX10	S82.012B	DISPLACED OSTEOCHONDRAL FRACTURE OF LEFT PATELLA, INITIAL ENCOUNTER FOR OPEN FRACTURE TYPE I OR II	S82012B

Boehringer Ingelheim
Statistical and Epidemiological Analysis Plan (SEAP) for Non-Interventional Study
(NIS)
BI Study Number 1245-0228

Proprietary confidential information © 2023 Boehringer Ingelheim International GmbH or one or more of its affiliated companies

DX_FRACTURE	FRACTURES	DX10	S82.012C	DISPLACED OSTEOCHONDRAL FRACTURE OF LEFT PATELLA, INITIAL ENCOUNTER FOR OPEN FRACTURE TYPE IIA, IIB, OR IIC	S82012C
DX_FRACTURE	FRACTURES	DX10	S82.012D	DISPLACED OSTEOCHONDRAL FRACTURE OF LEFT PATELLA, SUBSEQUENT ENCOUNTER FOR CLOSED FRACTURE WITH ROUTINE HEALING	S82012D
DX_FRACTURE	FRACTURES	DX10	S82.012E	DISPLACED OSTEOCHONDRAL FRACTURE OF LEFT PATELLA, SUBSEQUENT ENCOUNTER FOR OPEN FRACTURE TYPE I OR II WITH ROUTINE HEALING	S82012E
DX_FRACTURE	FRACTURES	DX10	S82.012F	DISPLACED OSTEOCHONDRAL FRACTURE OF LEFT PATELLA, SUBSEQUENT ENCOUNTER FOR OPEN FRACTURE TYPE IIA, IIB, OR IIC WITH ROUTINE HEALING	S82012F
DX_FRACTURE	FRACTURES	DX10	S82.012G	DISPLACED OSTEOCHONDRAL FRACTURE OF LEFT PATELLA, SUBSEQUENT ENCOUNTER FOR CLOSED FRACTURE WITH DELAYED HEALING	S82012G
DX_FRACTURE	FRACTURES	DX10	S82.012H	DISPLACED OSTEOCHONDRAL FRACTURE OF LEFT PATELLA, SUBSEQUENT ENCOUNTER FOR OPEN FRACTURE TYPE I OR II WITH DELAYED HEALING	S82012H
DX_FRACTURE	FRACTURES	DX10	S82.012J	DISPLACED OSTEOCHONDRAL FRACTURE OF LEFT PATELLA, SUBSEQUENT ENCOUNTER FOR OPEN FRACTURE TYPE IIA, IIB, OR IIC WITH DELAYED HEALING	S82012J
DX_FRACTURE	FRACTURES	DX10	S82.012K	DISPLACED OSTEOCHONDRAL FRACTURE OF LEFT PATELLA, SUBSEQUENT ENCOUNTER FOR CLOSED FRACTURE WITH NONUNION	S82012K
DX_FRACTURE	FRACTURES	DX10	S82.012M	DISPLACED OSTEOCHONDRAL FRACTURE OF LEFT PATELLA, SUBSEQUENT ENCOUNTER FOR OPEN FRACTURE TYPE I OR II WITH NONUNION	S82012M
DX_FRACTURE	FRACTURES	DX10	S82.012N	DISPLACED OSTEOCHONDRAL FRACTURE OF LEFT PATELLA, SUBSEQUENT ENCOUNTER FOR OPEN FRACTURE TYPE IIA, IIB, OR IIC WITH NONUNION	S82012N
DX_FRACTURE	FRACTURES	DX10	S82.012P	DISPLACED OSTEOCHONDRAL FRACTURE OF LEFT PATELLA, SUBSEQUENT ENCOUNTER FOR CLOSED FRACTURE WITH MALUNION	S82012P
DX_FRACTURE	FRACTURES	DX10	S82.012Q	DISPLACED OSTEOCHONDRAL FRACTURE OF LEFT PATELLA, SUBSEQUENT ENCOUNTER FOR OPEN FRACTURE TYPE I OR II WITH MALUNION	S82012Q
DX_FRACTURE	FRACTURES	DX10	S82.012R	DISPLACED OSTEOCHONDRAL FRACTURE OF LEFT PATELLA, SUBSEQUENT ENCOUNTER FOR OPEN FRACTURE TYPE IIA, IIB, OR IIC WITH MALUNION	S82012R
DX_FRACTURE	FRACTURES	DX10	S82.012S	DISPLACED OSTEOCHONDRAL FRACTURE OF LEFT PATELLA, SEQUELA	S82012S
DX_FRACTURE	FRACTURES	DX10	S82.013	DISPLACED OSTEOCHONDRAL FRACTURE OF UNSPECIFIED PATELLA	S82013
DX_FRACTURE	FRACTURES	DX10	S82.013A	DISPLACED OSTEOCHONDRAL FRACTURE OF UNSPECIFIED PATELLA, INITIAL ENCOUNTER FOR CLOSED FRACTURE	S82013A
DX_FRACTURE	FRACTURES	DX10	S82.013B	DISPLACED OSTEOCHONDRAL FRACTURE OF UNSPECIFIED PATELLA, INITIAL ENCOUNTER FOR OPEN FRACTURE TYPE I OR II	S82013B
DX_FRACTURE	FRACTURES	DX10	S82.013C	DISPLACED OSTEOCHONDRAL FRACTURE OF UNSPECIFIED PATELLA, INITIAL ENCOUNTER FOR OPEN FRACTURE TYPE IIA, IIB, OR IIC	S82013C
DX_FRACTURE	FRACTURES	DX10	S82.013D	DISPLACED OSTEOCHONDRAL FRACTURE OF UNSPECIFIED PATELLA, SUBSEQUENT ENCOUNTER FOR CLOSED FRACTURE WITH ROUTINE HEALING	S82013D
DX_FRACTURE	FRACTURES	DX10	S82.013E	DISPLACED OSTEOCHONDRAL FRACTURE OF UNSPECIFIED PATELLA, SUBSEQUENT ENCOUNTER FOR OPEN FRACTURE TYPE I OR II WITH ROUTINE HEALING	S82013E
DX_FRACTURE	FRACTURES	DX10	S82.013F	DISPLACED OSTEOCHONDRAL FRACTURE OF UNSPECIFIED PATELLA, SUBSEQUENT ENCOUNTER FOR OPEN FRACTURE TYPE IIA, IIB, OR IIC WITH ROUTINE HEALING	S82013F
DX_FRACTURE	FRACTURES	DX10	S82.013G	DISPLACED OSTEOCHONDRAL FRACTURE OF UNSPECIFIED PATELLA, SUBSEQUENT ENCOUNTER FOR CLOSED FRACTURE WITH DELAYED HEALING	S82013G
DX_FRACTURE	FRACTURES	DX10	S82.013H	DISPLACED OSTEOCHONDRAL FRACTURE OF UNSPECIFIED PATELLA, SUBSEQUENT ENCOUNTER FOR OPEN FRACTURE TYPE I OR II WITH DELAYED HEALING	S82013H
DX_FRACTURE	FRACTURES	DX10	S82.013J	DISPLACED OSTEOCHONDRAL FRACTURE OF UNSPECIFIED PATELLA, SUBSEQUENT ENCOUNTER FOR OPEN FRACTURE TYPE IIA, IIB, OR IIC WITH DELAYED HEALING	S82013J
DX_FRACTURE	FRACTURES	DX10	S82.013K	DISPLACED OSTEOCHONDRAL FRACTURE OF UNSPECIFIED PATELLA, SUBSEQUENT ENCOUNTER FOR CLOSED FRACTURE WITH NONUNION	S82013K
DX_FRACTURE	FRACTURES	DX10	S82.013M	DISPLACED OSTEOCHONDRAL FRACTURE OF UNSPECIFIED PATELLA, SUBSEQUENT ENCOUNTER FOR OPEN FRACTURE TYPE I OR II WITH NONUNION	S82013M
DX_FRACTURE	FRACTURES	DX10	S82.013N	DISPLACED OSTEOCHONDRAL FRACTURE OF UNSPECIFIED PATELLA, SUBSEQUENT ENCOUNTER FOR OPEN FRACTURE TYPE IIA, IIB, OR IIC WITH NONUNION	S82013N
DX_FRACTURE	FRACTURES	DX10	S82.013P	DISPLACED OSTEOCHONDRAL FRACTURE OF UNSPECIFIED PATELLA, SUBSEQUENT ENCOUNTER FOR CLOSED FRACTURE WITH MALUNION	S82013P
DX_FRACTURE	FRACTURES	DX10	S82.013Q	DISPLACED OSTEOCHONDRAL FRACTURE OF UNSPECIFIED PATELLA, SUBSEQUENT ENCOUNTER FOR OPEN FRACTURE TYPE I OR II WITH MALUNION	S82013Q
DX_FRACTURE	FRACTURES	DX10	S82.013R	DISPLACED OSTEOCHONDRAL FRACTURE OF UNSPECIFIED PATELLA, SUBSEQUENT ENCOUNTER FOR OPEN FRACTURE TYPE IIA, IIB, OR IIC WITH MALUNION	S82013R
DX_FRACTURE	FRACTURES	DX10	S82.013S	DISPLACED OSTEOCHONDRAL FRACTURE OF UNSPECIFIED PATELLA, SEQUELA	S82013S
DX_FRACTURE	FRACTURES	DX10	S82.014	NONDISPLACED OSTEOCHONDRAL FRACTURE OF RIGHT PATELLA	S82014
DX_FRACTURE	FRACTURES	DX10	S82.014A	NONDISPLACED OSTEOCHONDRAL FRACTURE OF RIGHT PATELLA, INITIAL ENCOUNTER FOR CLOSED FRACTURE	S82014A
DX_FRACTURE	FRACTURES	DX10	S82.014B	NONDISPLACED OSTEOCHONDRAL FRACTURE OF RIGHT PATELLA, INITIAL ENCOUNTER FOR OPEN FRACTURE TYPE I OR II	S82014B
DX_FRACTURE	FRACTURES	DX10	S82.014C	NONDISPLACED OSTEOCHONDRAL FRACTURE OF RIGHT PATELLA, INITIAL ENCOUNTER FOR OPEN FRACTURE TYPE IIA, IIB, OR IIC	S82014C
DX_FRACTURE	FRACTURES	DX10	S82.014D	NONDISPLACED OSTEOCHONDRAL FRACTURE OF RIGHT PATELLA, SUBSEQUENT ENCOUNTER FOR CLOSED FRACTURE WITH ROUTINE HEALING	S82014D
DX_FRACTURE	FRACTURES	DX10	S82.014E	NONDISPLACED OSTEOCHONDRAL FRACTURE OF RIGHT PATELLA, SUBSEQUENT ENCOUNTER FOR OPEN FRACTURE TYPE I OR II WITH ROUTINE HEALING	S82014E
DX_FRACTURE	FRACTURES	DX10	S82.014F	NONDISPLACED OSTEOCHONDRAL FRACTURE OF RIGHT PATELLA, SUBSEQUENT ENCOUNTER FOR OPEN FRACTURE TYPE IIA, IIB, OR IIC WITH ROUTINE HEALING	S82014F
DX_FRACTURE	FRACTURES	DX10	S82.014G	NONDISPLACED OSTEOCHONDRAL FRACTURE OF RIGHT PATELLA, SUBSEQUENT ENCOUNTER FOR CLOSED FRACTURE WITH DELAYED HEALING	S82014G
DX_FRACTURE	FRACTURES	DX10	S82.014H	NONDISPLACED OSTEOCHONDRAL FRACTURE OF RIGHT PATELLA, SUBSEQUENT ENCOUNTER FOR OPEN FRACTURE TYPE I OR II WITH DELAYED HEALING	S82014H
DX_FRACTURE	FRACTURES	DX10	S82.014J	NONDISPLACED OSTEOCHONDRAL FRACTURE OF RIGHT PATELLA, SUBSEQUENT ENCOUNTER FOR OPEN FRACTURE TYPE IIA, IIB, OR IIC WITH DELAYED HEALING	S82014J
DX_FRACTURE	FRACTURES	DX10	S82.014K	NONDISPLACED OSTEOCHONDRAL FRACTURE OF RIGHT PATELLA, SUBSEQUENT ENCOUNTER FOR CLOSED FRACTURE WITH NONUNION	S82014K
DX_FRACTURE	FRACTURES	DX10	S82.014M	NONDISPLACED OSTEOCHONDRAL FRACTURE OF RIGHT PATELLA, SUBSEQUENT ENCOUNTER FOR OPEN FRACTURE TYPE I OR II WITH NONUNION	S82014M
DX_FRACTURE	FRACTURES	DX10	S82.014N	NONDISPLACED OSTEOCHONDRAL FRACTURE OF RIGHT PATELLA, SUBSEQUENT ENCOUNTER FOR CLOSED FRACTURE TYPE IIA, IIB, OR IIC WITH NONUNION	S82014N
DX_FRACTURE	FRACTURES	DX10	S82.014P	NONDISPLACED OSTEOCHONDRAL FRACTURE OF RIGHT PATELLA, SUBSEQUENT ENCOUNTER FOR CLOSED FRACTURE WITH MALUNION	S82014P
DX_FRACTURE	FRACTURES	DX10	S82.014Q	NONDISPLACED OSTEOCHONDRAL FRACTURE OF RIGHT PATELLA, SUBSEQUENT ENCOUNTER FOR OPEN FRACTURE TYPE I OR II WITH MALUNION	S82014Q
DX_FRACTURE	FRACTURES	DX10	S82.014R	NONDISPLACED OSTEOCHONDRAL FRACTURE OF RIGHT PATELLA, SUBSEQUENT ENCOUNTER FOR OPEN FRACTURE TYPE IIA, IIB, OR IIC WITH MALUNION	S82014R
DX_FRACTURE	FRACTURES	DX10	S82.014S	NONDISPLACED OSTEOCHONDRAL FRACTURE OF RIGHT PATELLA, SEQUELA	S82014S
DX_FRACTURE	FRACTURES	DX10	S82.015	NONDISPLACED OSTEOCHONDRAL FRACTURE OF LEFT PATELLA	S82015
DX_FRACTURE	FRACTURES	DX10	S82.015A	NONDISPLACED OSTEOCHONDRAL FRACTURE OF LEFT PATELLA, INITIAL ENCOUNTER FOR CLOSED FRACTURE	S82015A
DX_FRACTURE	FRACTURES	DX10	S82.015B	NONDISPLACED OSTEOCHONDRAL FRACTURE OF LEFT PATELLA, INITIAL ENCOUNTER FOR OPEN FRACTURE TYPE I OR II	S82015B

Boehringer Ingelheim
Statistical and Epidemiological Analysis Plan (SEAP) for Non-Interventional Study
(NIS)
BI Study Number 1245-0228

Proprietary confidential information © 2023 Boehringer Ingelheim International GmbH or one or more of its affiliated companies

DX_FRACTURE	FRACTURES	DX10	S82.015C	NONDISPLACED OSTEOCHONDRAL FRACTURE OF LEFT PATELLA, INITIAL ENCOUNTER FOR OPEN FRACTURE TYPE IIIA, IIIB, OR IIIC	S82015C
DX_FRACTURE	FRACTURES	DX10	S82.015D	NONDISPLACED OSTEOCHONDRAL FRACTURE OF LEFT PATELLA, SUBSEQUENT ENCOUNTER FOR CLOSED FRACTURE WITH ROUTINE HEALING	S82015D
DX_FRACTURE	FRACTURES	DX10	S82.015E	NONDISPLACED OSTEOCHONDRAL FRACTURE OF LEFT PATELLA, SUBSEQUENT ENCOUNTER FOR OPEN FRACTURE TYPE I OR II WITH ROUTINE HEALING	S82015E
DX_FRACTURE	FRACTURES	DX10	S82.015F	NONDISPLACED OSTEOCHONDRAL FRACTURE OF LEFT PATELLA, SUBSEQUENT ENCOUNTER FOR OPEN FRACTURE TYPE IIIA, IIIB, OR IIIC WITH ROUTINE HEALING	S82015F
DX_FRACTURE	FRACTURES	DX10	S82.015G	NONDISPLACED OSTEOCHONDRAL FRACTURE OF LEFT PATELLA, SUBSEQUENT ENCOUNTER FOR CLOSED FRACTURE WITH DELAYED HEALING	S82015G
DX_FRACTURE	FRACTURES	DX10	S82.015H	NONDISPLACED OSTEOCHONDRAL FRACTURE OF LEFT PATELLA, SUBSEQUENT ENCOUNTER FOR OPEN FRACTURE TYPE I OR II WITH DELAYED HEALING	S82015H
DX_FRACTURE	FRACTURES	DX10	S82.015J	NONDISPLACED OSTEOCHONDRAL FRACTURE OF LEFT PATELLA, SUBSEQUENT ENCOUNTER FOR OPEN FRACTURE TYPE IIIA, IIIB, OR IIIC WITH DELAYED HEALING	S82015J
DX_FRACTURE	FRACTURES	DX10	S82.015K	NONDISPLACED OSTEOCHONDRAL FRACTURE OF LEFT PATELLA, SUBSEQUENT ENCOUNTER FOR CLOSED FRACTURE WITH NONUNION	S82015K
DX_FRACTURE	FRACTURES	DX10	S82.015M	NONDISPLACED OSTEOCHONDRAL FRACTURE OF LEFT PATELLA, SUBSEQUENT ENCOUNTER FOR OPEN FRACTURE TYPE I OR II WITH NONUNION	S82015M
DX_FRACTURE	FRACTURES	DX10	S82.015N	NONDISPLACED OSTEOCHONDRAL FRACTURE OF LEFT PATELLA, SUBSEQUENT ENCOUNTER FOR OPEN FRACTURE TYPE IIIA, IIIB, OR IIIC WITH NONUNION	S82015N
DX_FRACTURE	FRACTURES	DX10	S82.015P	NONDISPLACED OSTEOCHONDRAL FRACTURE OF LEFT PATELLA, SUBSEQUENT ENCOUNTER FOR CLOSED FRACTURE WITH MALUNION	S82015P
DX_FRACTURE	FRACTURES	DX10	S82.015Q	NONDISPLACED OSTEOCHONDRAL FRACTURE OF LEFT PATELLA, SUBSEQUENT ENCOUNTER FOR OPEN FRACTURE TYPE I OR II WITH MALUNION	S82015Q
DX_FRACTURE	FRACTURES	DX10	S82.015R	NONDISPLACED OSTEOCHONDRAL FRACTURE OF LEFT PATELLA, SUBSEQUENT ENCOUNTER FOR OPEN FRACTURE TYPE IIIA, IIIB, OR IIIC WITH MALUNION	S82015R
DX_FRACTURE	FRACTURES	DX10	S82.015S	NONDISPLACED OSTEOCHONDRAL FRACTURE OF LEFT PATELLA, SEQUELA	S82015S
DX_FRACTURE	FRACTURES	DX10	S82.016	NONDISPLACED OSTEOCHONDRAL FRACTURE OF UNSPECIFIED PATELLA	S82016
DX_FRACTURE	FRACTURES	DX10	S82.016A	NONDISPLACED OSTEOCHONDRAL FRACTURE OF UNSPECIFIED PATELLA, INITIAL ENCOUNTER FOR CLOSED FRACTURE	S82016A
DX_FRACTURE	FRACTURES	DX10	S82.016B	NONDISPLACED OSTEOCHONDRAL FRACTURE OF UNSPECIFIED PATELLA, INITIAL ENCOUNTER FOR OPEN FRACTURE TYPE I OR II	S82016B
DX_FRACTURE	FRACTURES	DX10	S82.016C	NONDISPLACED OSTEOCHONDRAL FRACTURE OF UNSPECIFIED PATELLA, INITIAL ENCOUNTER FOR OPEN FRACTURE TYPE IIIA, IIIB, OR IIIC	S82016C
DX_FRACTURE	FRACTURES	DX10	S82.016D	NONDISPLACED OSTEOCHONDRAL FRACTURE OF UNSPECIFIED PATELLA, SUBSEQUENT ENCOUNTER FOR CLOSED FRACTURE WITH ROUTINE HEALING	S82016D
DX_FRACTURE	FRACTURES	DX10	S82.016E	NONDISPLACED OSTEOCHONDRAL FRACTURE OF UNSPECIFIED PATELLA, SUBSEQUENT ENCOUNTER FOR OPEN FRACTURE TYPE I OR II WITH ROUTINE HEALING	S82016E
DX_FRACTURE	FRACTURES	DX10	S82.016F	NONDISPLACED OSTEOCHONDRAL FRACTURE OF UNSPECIFIED PATELLA, SUBSEQUENT ENCOUNTER FOR OPEN FRACTURE TYPE IIIA, IIIB, OR IIIC WITH ROUTINE HEALING	S82016F
DX_FRACTURE	FRACTURES	DX10	S82.016G	NONDISPLACED OSTEOCHONDRAL FRACTURE OF UNSPECIFIED PATELLA, SUBSEQUENT ENCOUNTER FOR CLOSED FRACTURE WITH DELAYED HEALING	S82016G
DX_FRACTURE	FRACTURES	DX10	S82.016H	NONDISPLACED OSTEOCHONDRAL FRACTURE OF UNSPECIFIED PATELLA, SUBSEQUENT ENCOUNTER FOR OPEN FRACTURE TYPE I OR II WITH DELAYED HEALING	S82016H
DX_FRACTURE	FRACTURES	DX10	S82.016J	NONDISPLACED OSTEOCHONDRAL FRACTURE OF UNSPECIFIED PATELLA, SUBSEQUENT ENCOUNTER FOR OPEN FRACTURE TYPE IIIA, IIIB, OR IIIC WITH DELAYED HEALING	S82016J
DX_FRACTURE	FRACTURES	DX10	S82.016K	NONDISPLACED OSTEOCHONDRAL FRACTURE OF UNSPECIFIED PATELLA, SUBSEQUENT ENCOUNTER FOR CLOSED FRACTURE WITH NONUNION	S82016K
DX_FRACTURE	FRACTURES	DX10	S82.016M	NONDISPLACED OSTEOCHONDRAL FRACTURE OF UNSPECIFIED PATELLA, SUBSEQUENT ENCOUNTER FOR OPEN FRACTURE TYPE I OR II WITH NONUNION	S82016M
DX_FRACTURE	FRACTURES	DX10	S82.016N	NONDISPLACED OSTEOCHONDRAL FRACTURE OF UNSPECIFIED PATELLA, SUBSEQUENT ENCOUNTER FOR OPEN FRACTURE TYPE IIIA, IIIB, OR IIIC WITH NONUNION	S82016N
DX_FRACTURE	FRACTURES	DX10	S82.016P	NONDISPLACED OSTEOCHONDRAL FRACTURE OF UNSPECIFIED PATELLA, SUBSEQUENT ENCOUNTER FOR CLOSED FRACTURE WITH MALUNION	S82016P
DX_FRACTURE	FRACTURES	DX10	S82.016Q	NONDISPLACED OSTEOCHONDRAL FRACTURE OF UNSPECIFIED PATELLA, SUBSEQUENT ENCOUNTER FOR OPEN FRACTURE TYPE I OR II WITH MALUNION	S82016Q
DX_FRACTURE	FRACTURES	DX10	S82.016R	NONDISPLACED OSTEOCHONDRAL FRACTURE OF UNSPECIFIED PATELLA, SUBSEQUENT ENCOUNTER FOR OPEN FRACTURE TYPE IIIA, IIIB, OR IIIC WITH MALUNION	S82016R
DX_FRACTURE	FRACTURES	DX10	S82.016S	NONDISPLACED OSTEOCHONDRAL FRACTURE OF UNSPECIFIED PATELLA, SEQUELA	S82016S
DX_FRACTURE	FRACTURES	DX10	S82.02	LONGITUDINAL FRACTURE OF PATELLA	S8202
DX_FRACTURE	FRACTURES	DX10	S82.021	DISPLACED LONGITUDINAL FRACTURE OF RIGHT PATELLA	S82021
DX_FRACTURE	FRACTURES	DX10	S82.021A	DISPLACED LONGITUDINAL FRACTURE OF RIGHT PATELLA, INITIAL ENCOUNTER FOR CLOSED FRACTURE	S82021A
DX_FRACTURE	FRACTURES	DX10	S82.021B	DISPLACED LONGITUDINAL FRACTURE OF RIGHT PATELLA, INITIAL ENCOUNTER FOR OPEN FRACTURE TYPE I OR II	S82021B
DX_FRACTURE	FRACTURES	DX10	S82.021C	DISPLACED LONGITUDINAL FRACTURE OF RIGHT PATELLA, INITIAL ENCOUNTER FOR OPEN FRACTURE TYPE IIIA, IIIB, OR IIIC	S82021C
DX_FRACTURE	FRACTURES	DX10	S82.021D	DISPLACED LONGITUDINAL FRACTURE OF RIGHT PATELLA, SUBSEQUENT ENCOUNTER FOR CLOSED FRACTURE WITH ROUTINE HEALING	S82021D
DX_FRACTURE	FRACTURES	DX10	S82.021E	DISPLACED LONGITUDINAL FRACTURE OF RIGHT PATELLA, SUBSEQUENT ENCOUNTER FOR OPEN FRACTURE TYPE I OR II WITH ROUTINE HEALING	S82021E
DX_FRACTURE	FRACTURES	DX10	S82.021F	DISPLACED LONGITUDINAL FRACTURE OF RIGHT PATELLA, SUBSEQUENT ENCOUNTER FOR OPEN FRACTURE TYPE IIIA, IIIB, OR IIIC WITH ROUTINE HEALING	S82021F
DX_FRACTURE	FRACTURES	DX10	S82.021G	DISPLACED LONGITUDINAL FRACTURE OF RIGHT PATELLA, SUBSEQUENT ENCOUNTER FOR CLOSED FRACTURE WITH DELAYED HEALING	S82021G
DX_FRACTURE	FRACTURES	DX10	S82.021H	DISPLACED LONGITUDINAL FRACTURE OF RIGHT PATELLA, SUBSEQUENT ENCOUNTER FOR OPEN FRACTURE TYPE I OR II WITH DELAYED HEALING	S82021H
DX_FRACTURE	FRACTURES	DX10	S82.021J	DISPLACED LONGITUDINAL FRACTURE OF RIGHT PATELLA, SUBSEQUENT ENCOUNTER FOR OPEN FRACTURE TYPE IIIA, IIIB, OR IIIC WITH DELAYED HEALING	S82021J
DX_FRACTURE	FRACTURES	DX10	S82.021K	DISPLACED LONGITUDINAL FRACTURE OF RIGHT PATELLA, SUBSEQUENT ENCOUNTER FOR CLOSED FRACTURE WITH NONUNION	S82021K
DX_FRACTURE	FRACTURES	DX10	S82.021M	DISPLACED LONGITUDINAL FRACTURE OF RIGHT PATELLA, SUBSEQUENT ENCOUNTER FOR OPEN FRACTURE TYPE I OR II WITH NONUNION	S82021M
DX_FRACTURE	FRACTURES	DX10	S82.021N	DISPLACED LONGITUDINAL FRACTURE OF RIGHT PATELLA, SUBSEQUENT ENCOUNTER FOR OPEN FRACTURE TYPE IIIA, IIIB, OR IIIC WITH NONUNION	S82021N
DX_FRACTURE	FRACTURES	DX10	S82.021P	DISPLACED LONGITUDINAL FRACTURE OF RIGHT PATELLA, SUBSEQUENT ENCOUNTER FOR CLOSED FRACTURE WITH MALUNION	S82021P
DX_FRACTURE	FRACTURES	DX10	S82.021Q	DISPLACED LONGITUDINAL FRACTURE OF RIGHT PATELLA, SUBSEQUENT ENCOUNTER FOR OPEN FRACTURE TYPE I OR II WITH MALUNION	S82021Q
DX_FRACTURE	FRACTURES	DX10	S82.021R	DISPLACED LONGITUDINAL FRACTURE OF RIGHT PATELLA, SUBSEQUENT ENCOUNTER FOR OPEN FRACTURE TYPE IIIA, IIIB, OR IIIC WITH MALUNION	S82021R
DX_FRACTURE	FRACTURES	DX10	S82.021S	DISPLACED LONGITUDINAL FRACTURE OF RIGHT PATELLA, SEQUELA	S82021S
DX_FRACTURE	FRACTURES	DX10	S82.022	DISPLACED LONGITUDINAL FRACTURE OF LEFT PATELLA	S82022
DX_FRACTURE	FRACTURES	DX10	S82.022A	DISPLACED LONGITUDINAL FRACTURE OF LEFT PATELLA, INITIAL ENCOUNTER FOR CLOSED FRACTURE	S82022A
DX_FRACTURE	FRACTURES	DX10	S82.022B	DISPLACED LONGITUDINAL FRACTURE OF LEFT PATELLA, INITIAL ENCOUNTER FOR OPEN FRACTURE TYPE I OR II	S82022B

Boehringer Ingelheim
Statistical and Epidemiological Analysis Plan (SEAP) for Non-Interventional Study
(NIS)
BI Study Number 1245-0228

Proprietary confidential information © 2023 Boehringer Ingelheim International GmbH or one or more of its affiliated companies

DX_FRACTURE	FRACTURES	DX10	S82.022C	DISPLACED LONGITUDINAL FRACTURE OF LEFT PATELLA, INITIAL ENCOUNTER FOR OPEN FRACTURE TYPE IIIA, IIIB, OR IIIC	S82022C
DX_FRACTURE	FRACTURES	DX10	S82.022D	DISPLACED LONGITUDINAL FRACTURE OF LEFT PATELLA, SUBSEQUENT ENCOUNTER FOR CLOSED FRACTURE WITH ROUTINE HEALING	S82022D
DX_FRACTURE	FRACTURES	DX10	S82.022E	DISPLACED LONGITUDINAL FRACTURE OF LEFT PATELLA, SUBSEQUENT ENCOUNTER FOR OPEN FRACTURE TYPE I OR II WITH ROUTINE HEALING	S82022E
DX_FRACTURE	FRACTURES	DX10	S82.022F	DISPLACED LONGITUDINAL FRACTURE OF LEFT PATELLA, SUBSEQUENT ENCOUNTER FOR OPEN FRACTURE TYPE IIIA, IIIB, OR IIIC WITH ROUTINE HEALING	S82022F
DX_FRACTURE	FRACTURES	DX10	S82.022G	DISPLACED LONGITUDINAL FRACTURE OF LEFT PATELLA, SUBSEQUENT ENCOUNTER FOR CLOSED FRACTURE WITH DELAYED HEALING	S82022G
DX_FRACTURE	FRACTURES	DX10	S82.022H	DISPLACED LONGITUDINAL FRACTURE OF LEFT PATELLA, SUBSEQUENT ENCOUNTER FOR OPEN FRACTURE TYPE I OR II WITH DELAYED HEALING	S82022H
DX_FRACTURE	FRACTURES	DX10	S82.022J	DISPLACED LONGITUDINAL FRACTURE OF LEFT PATELLA, SUBSEQUENT ENCOUNTER FOR OPEN FRACTURE TYPE IIIA, IIIB, OR IIIC WITH DELAYED HEALING	S82022J
DX_FRACTURE	FRACTURES	DX10	S82.022K	DISPLACED LONGITUDINAL FRACTURE OF LEFT PATELLA, SUBSEQUENT ENCOUNTER FOR CLOSED FRACTURE WITH NONUNION	S82022K
DX_FRACTURE	FRACTURES	DX10	S82.022M	DISPLACED LONGITUDINAL FRACTURE OF LEFT PATELLA, SUBSEQUENT ENCOUNTER FOR OPEN FRACTURE TYPE I OR II WITH NONUNION	S82022M
DX_FRACTURE	FRACTURES	DX10	S82.022N	DISPLACED LONGITUDINAL FRACTURE OF LEFT PATELLA, SUBSEQUENT ENCOUNTER FOR OPEN FRACTURE TYPE IIIA, IIIB, OR IIIC WITH NONUNION	S82022N
DX_FRACTURE	FRACTURES	DX10	S82.022P	DISPLACED LONGITUDINAL FRACTURE OF LEFT PATELLA, SUBSEQUENT ENCOUNTER FOR CLOSED FRACTURE WITH MALUNION	S82022P
DX_FRACTURE	FRACTURES	DX10	S82.022Q	DISPLACED LONGITUDINAL FRACTURE OF LEFT PATELLA, SUBSEQUENT ENCOUNTER FOR OPEN FRACTURE TYPE I OR II WITH MALUNION	S82022Q
DX_FRACTURE	FRACTURES	DX10	S82.022R	DISPLACED LONGITUDINAL FRACTURE OF LEFT PATELLA, SUBSEQUENT ENCOUNTER FOR OPEN FRACTURE TYPE IIIA, IIIB, OR IIIC WITH MALUNION	S82022R
DX_FRACTURE	FRACTURES	DX10	S82.022S	DISPLACED LONGITUDINAL FRACTURE OF LEFT PATELLA, SEQUELA	S82022S
DX_FRACTURE	FRACTURES	DX10	S82.023	DISPLACED LONGITUDINAL FRACTURE OF UNSPECIFIED PATELLA	S82023
DX_FRACTURE	FRACTURES	DX10	S82.023A	DISPLACED LONGITUDINAL FRACTURE OF UNSPECIFIED PATELLA, INITIAL ENCOUNTER FOR CLOSED FRACTURE	S82023A
DX_FRACTURE	FRACTURES	DX10	S82.023B	DISPLACED LONGITUDINAL FRACTURE OF UNSPECIFIED PATELLA, INITIAL ENCOUNTER FOR OPEN FRACTURE TYPE I OR II	S82023B
DX_FRACTURE	FRACTURES	DX10	S82.023C	DISPLACED LONGITUDINAL FRACTURE OF UNSPECIFIED PATELLA, INITIAL ENCOUNTER FOR OPEN FRACTURE TYPE IIIA, IIIB, OR IIIC	S82023C
DX_FRACTURE	FRACTURES	DX10	S82.023D	DISPLACED LONGITUDINAL FRACTURE OF UNSPECIFIED PATELLA, SUBSEQUENT ENCOUNTER FOR CLOSED FRACTURE WITH ROUTINE HEALING	S82023D
DX_FRACTURE	FRACTURES	DX10	S82.023E	DISPLACED LONGITUDINAL FRACTURE OF UNSPECIFIED PATELLA, SUBSEQUENT ENCOUNTER FOR OPEN FRACTURE TYPE I OR II WITH ROUTINE HEALING	S82023E
DX_FRACTURE	FRACTURES	DX10	S82.023F	DISPLACED LONGITUDINAL FRACTURE OF UNSPECIFIED PATELLA, SUBSEQUENT ENCOUNTER FOR OPEN FRACTURE TYPE IIIA, IIIB, OR IIIC WITH ROUTINE HEALING	S82023F
DX_FRACTURE	FRACTURES	DX10	S82.023G	DISPLACED LONGITUDINAL FRACTURE OF UNSPECIFIED PATELLA, SUBSEQUENT ENCOUNTER FOR CLOSED FRACTURE WITH DELAYED HEALING	S82023G
DX_FRACTURE	FRACTURES	DX10	S82.023H	DISPLACED LONGITUDINAL FRACTURE OF UNSPECIFIED PATELLA, SUBSEQUENT ENCOUNTER FOR OPEN FRACTURE TYPE I OR II WITH DELAYED HEALING	S82023H
DX_FRACTURE	FRACTURES	DX10	S82.023J	DISPLACED LONGITUDINAL FRACTURE OF UNSPECIFIED PATELLA, SUBSEQUENT ENCOUNTER FOR OPEN FRACTURE TYPE IIIA, IIIB, OR IIIC WITH DELAYED HEALING	S82023J
DX_FRACTURE	FRACTURES	DX10	S82.023K	DISPLACED LONGITUDINAL FRACTURE OF UNSPECIFIED PATELLA, SUBSEQUENT ENCOUNTER FOR CLOSED FRACTURE WITH NONUNION	S82023K
DX_FRACTURE	FRACTURES	DX10	S82.023M	DISPLACED LONGITUDINAL FRACTURE OF UNSPECIFIED PATELLA, SUBSEQUENT ENCOUNTER FOR OPEN FRACTURE TYPE I OR II WITH NONUNION	S82023M
DX_FRACTURE	FRACTURES	DX10	S82.023N	DISPLACED LONGITUDINAL FRACTURE OF UNSPECIFIED PATELLA, SUBSEQUENT ENCOUNTER FOR OPEN FRACTURE TYPE IIIA, IIIB, OR IIIC WITH NONUNION	S82023N
DX_FRACTURE	FRACTURES	DX10	S82.023P	DISPLACED LONGITUDINAL FRACTURE OF UNSPECIFIED PATELLA, SUBSEQUENT ENCOUNTER FOR CLOSED FRACTURE WITH MALUNION	S82023P
DX_FRACTURE	FRACTURES	DX10	S82.023Q	DISPLACED LONGITUDINAL FRACTURE OF UNSPECIFIED PATELLA, SUBSEQUENT ENCOUNTER FOR OPEN FRACTURE TYPE I OR II WITH MALUNION	S82023Q
DX_FRACTURE	FRACTURES	DX10	S82.023R	DISPLACED LONGITUDINAL FRACTURE OF UNSPECIFIED PATELLA, SUBSEQUENT ENCOUNTER FOR OPEN FRACTURE TYPE IIIA, IIIB, OR IIIC WITH MALUNION	S82023R
DX_FRACTURE	FRACTURES	DX10	S82.023S	DISPLACED LONGITUDINAL FRACTURE OF UNSPECIFIED PATELLA, SEQUELA	S82023S
DX_FRACTURE	FRACTURES	DX10	S82.024	NONDISPLACED LONGITUDINAL FRACTURE OF RIGHT PATELLA	S82024
DX_FRACTURE	FRACTURES	DX10	S82.024A	NONDISPLACED LONGITUDINAL FRACTURE OF RIGHT PATELLA, INITIAL ENCOUNTER FOR CLOSED FRACTURE	S82024A
DX_FRACTURE	FRACTURES	DX10	S82.024B	NONDISPLACED LONGITUDINAL FRACTURE OF RIGHT PATELLA, INITIAL ENCOUNTER FOR OPEN FRACTURE TYPE I OR II	S82024B
DX_FRACTURE	FRACTURES	DX10	S82.024C	NONDISPLACED LONGITUDINAL FRACTURE OF RIGHT PATELLA, INITIAL ENCOUNTER FOR OPEN FRACTURE TYPE IIIA, IIIB, OR IIIC	S82024C
DX_FRACTURE	FRACTURES	DX10	S82.024D	NONDISPLACED LONGITUDINAL FRACTURE OF RIGHT PATELLA, SUBSEQUENT ENCOUNTER FOR CLOSED FRACTURE WITH ROUTINE HEALING	S82024D
DX_FRACTURE	FRACTURES	DX10	S82.024E	NONDISPLACED LONGITUDINAL FRACTURE OF RIGHT PATELLA, SUBSEQUENT ENCOUNTER FOR OPEN FRACTURE TYPE I OR II WITH ROUTINE HEALING	S82024E
DX_FRACTURE	FRACTURES	DX10	S82.024F	NONDISPLACED LONGITUDINAL FRACTURE OF RIGHT PATELLA, SUBSEQUENT ENCOUNTER FOR OPEN FRACTURE TYPE IIIA, IIIB, OR IIIC WITH ROUTINE HEALING	S82024F
DX_FRACTURE	FRACTURES	DX10	S82.024G	NONDISPLACED LONGITUDINAL FRACTURE OF RIGHT PATELLA, SUBSEQUENT ENCOUNTER FOR CLOSED FRACTURE WITH DELAYED HEALING	S82024G
DX_FRACTURE	FRACTURES	DX10	S82.024H	NONDISPLACED LONGITUDINAL FRACTURE OF RIGHT PATELLA, SUBSEQUENT ENCOUNTER FOR OPEN FRACTURE TYPE I OR II WITH DELAYED HEALING	S82024H
DX_FRACTURE	FRACTURES	DX10	S82.024J	NONDISPLACED LONGITUDINAL FRACTURE OF RIGHT PATELLA, SUBSEQUENT ENCOUNTER FOR OPEN FRACTURE TYPE IIIA, IIIB, OR IIIC WITH DELAYED HEALING	S82024J
DX_FRACTURE	FRACTURES	DX10	S82.024K	NONDISPLACED LONGITUDINAL FRACTURE OF RIGHT PATELLA, SUBSEQUENT ENCOUNTER FOR CLOSED FRACTURE WITH NONUNION	S82024K
DX_FRACTURE	FRACTURES	DX10	S82.024M	NONDISPLACED LONGITUDINAL FRACTURE OF RIGHT PATELLA, SUBSEQUENT ENCOUNTER FOR OPEN FRACTURE TYPE I OR II WITH NONUNION	S82024M
DX_FRACTURE	FRACTURES	DX10	S82.024N	NONDISPLACED LONGITUDINAL FRACTURE OF RIGHT PATELLA, SUBSEQUENT ENCOUNTER FOR OPEN FRACTURE TYPE IIIA, IIIB, OR IIIC WITH NONUNION	S82024N
DX_FRACTURE	FRACTURES	DX10	S82.024P	NONDISPLACED LONGITUDINAL FRACTURE OF RIGHT PATELLA, SUBSEQUENT ENCOUNTER FOR OPEN FRACTURE TYPE I OR II WITH MALUNION	S82024P
DX_FRACTURE	FRACTURES	DX10	S82.024Q	NONDISPLACED LONGITUDINAL FRACTURE OF RIGHT PATELLA, SUBSEQUENT ENCOUNTER FOR OPEN FRACTURE TYPE IIIA, IIIB, OR IIIC WITH MALUNION	S82024Q
DX_FRACTURE	FRACTURES	DX10	S82.024R	NONDISPLACED LONGITUDINAL FRACTURE OF RIGHT PATELLA, SUBSEQUENT ENCOUNTER FOR OPEN FRACTURE TYPE IIIA, IIIB, OR IIIC WITH MALUNION	S82024R
DX_FRACTURE	FRACTURES	DX10	S82.024S	NONDISPLACED LONGITUDINAL FRACTURE OF RIGHT PATELLA, SEQUELA	S82024S
DX_FRACTURE	FRACTURES	DX10	S82.025	NONDISPLACED LONGITUDINAL FRACTURE OF LEFT PATELLA	S82025
DX_FRACTURE	FRACTURES	DX10	S82.025A	NONDISPLACED LONGITUDINAL FRACTURE OF LEFT PATELLA, INITIAL ENCOUNTER FOR CLOSED FRACTURE	S82025A
DX_FRACTURE	FRACTURES	DX10	S82.025B	NONDISPLACED LONGITUDINAL FRACTURE OF LEFT PATELLA, INITIAL ENCOUNTER FOR OPEN FRACTURE TYPE I OR II	S82025B

Boehringer Ingelheim
Statistical and Epidemiological Analysis Plan (SEAP) for Non-Interventional Study
(NIS)
BI Study Number 1245-0228

Proprietary confidential information © 2023 Boehringer Ingelheim International GmbH or one or more of its affiliated companies

DX_FRACTURE	FRACTURES	DX10	S82.025C	NONDISPLACED LONGITUDINAL FRACTURE OF LEFT PATELLA, INITIAL ENCOUNTER FOR OPEN FRACTURE TYPE IIIA, IIIB, OR IIIC	S82025C
DX_FRACTURE	FRACTURES	DX10	S82.025D	NONDISPLACED LONGITUDINAL FRACTURE OF LEFT PATELLA, SUBSEQUENT ENCOUNTER FOR CLOSED FRACTURE WITH ROUTINE HEALING	S82025D
DX_FRACTURE	FRACTURES	DX10	S82.025E	NONDISPLACED LONGITUDINAL FRACTURE OF LEFT PATELLA, SUBSEQUENT ENCOUNTER FOR OPEN FRACTURE TYPE I OR II WITH ROUTINE HEALING	S82025E
DX_FRACTURE	FRACTURES	DX10	S82.025F	NONDISPLACED LONGITUDINAL FRACTURE OF LEFT PATELLA, SUBSEQUENT ENCOUNTER FOR OPEN FRACTURE TYPE IIIA, IIIB, OR IIIC WITH ROUTINE HEALING	S82025F
DX_FRACTURE	FRACTURES	DX10	S82.025G	NONDISPLACED LONGITUDINAL FRACTURE OF LEFT PATELLA, SUBSEQUENT ENCOUNTER FOR CLOSED FRACTURE WITH DELAYED HEALING	S82025G
DX_FRACTURE	FRACTURES	DX10	S82.025H	NONDISPLACED LONGITUDINAL FRACTURE OF LEFT PATELLA, SUBSEQUENT ENCOUNTER FOR OPEN FRACTURE TYPE I OR II WITH DELAYED HEALING	S82025H
DX_FRACTURE	FRACTURES	DX10	S82.025J	NONDISPLACED LONGITUDINAL FRACTURE OF LEFT PATELLA, SUBSEQUENT ENCOUNTER FOR OPEN FRACTURE TYPE IIIA, IIIB, OR IIIC WITH DELAYED HEALING	S82025J
DX_FRACTURE	FRACTURES	DX10	S82.025K	NONDISPLACED LONGITUDINAL FRACTURE OF LEFT PATELLA, SUBSEQUENT ENCOUNTER FOR CLOSED FRACTURE WITH NONUNION	S82025K
DX_FRACTURE	FRACTURES	DX10	S82.025M	NONDISPLACED LONGITUDINAL FRACTURE OF LEFT PATELLA, SUBSEQUENT ENCOUNTER FOR OPEN FRACTURE TYPE I OR II WITH NONUNION	S82025M
DX_FRACTURE	FRACTURES	DX10	S82.025N	NONDISPLACED LONGITUDINAL FRACTURE OF LEFT PATELLA, SUBSEQUENT ENCOUNTER FOR OPEN FRACTURE TYPE IIIA, IIIB, OR IIIC WITH NONUNION	S82025N
DX_FRACTURE	FRACTURES	DX10	S82.025P	NONDISPLACED LONGITUDINAL FRACTURE OF LEFT PATELLA, SUBSEQUENT ENCOUNTER FOR CLOSED FRACTURE WITH MALUNION	S82025P
DX_FRACTURE	FRACTURES	DX10	S82.025Q	NONDISPLACED LONGITUDINAL FRACTURE OF LEFT PATELLA, SUBSEQUENT ENCOUNTER FOR OPEN FRACTURE TYPE I OR II WITH MALUNION	S82025Q
DX_FRACTURE	FRACTURES	DX10	S82.025R	NONDISPLACED LONGITUDINAL FRACTURE OF LEFT PATELLA, SUBSEQUENT ENCOUNTER FOR OPEN FRACTURE TYPE IIIA, IIIB, OR IIIC WITH MALUNION	S82025R
DX_FRACTURE	FRACTURES	DX10	S82.025S	NONDISPLACED LONGITUDINAL FRACTURE OF LEFT PATELLA, SEQUELA	S82025S
DX_FRACTURE	FRACTURES	DX10	S82.026	NONDISPLACED LONGITUDINAL FRACTURE OF UNSPECIFIED PATELLA	S82026
DX_FRACTURE	FRACTURES	DX10	S82.026A	NONDISPLACED LONGITUDINAL FRACTURE OF UNSPECIFIED PATELLA, INITIAL ENCOUNTER FOR CLOSED FRACTURE	S82026A
DX_FRACTURE	FRACTURES	DX10	S82.026B	NONDISPLACED LONGITUDINAL FRACTURE OF UNSPECIFIED PATELLA, INITIAL ENCOUNTER FOR OPEN FRACTURE TYPE I OR II	S82026B
DX_FRACTURE	FRACTURES	DX10	S82.026C	NONDISPLACED LONGITUDINAL FRACTURE OF UNSPECIFIED PATELLA, INITIAL ENCOUNTER FOR OPEN FRACTURE TYPE IIIA, IIIB, OR IIIC	S82026C
DX_FRACTURE	FRACTURES	DX10	S82.026D	NONDISPLACED LONGITUDINAL FRACTURE OF UNSPECIFIED PATELLA, SUBSEQUENT ENCOUNTER FOR CLOSED FRACTURE WITH ROUTINE HEALING	S82026D
DX_FRACTURE	FRACTURES	DX10	S82.026E	NONDISPLACED LONGITUDINAL FRACTURE OF UNSPECIFIED PATELLA, SUBSEQUENT ENCOUNTER FOR OPEN FRACTURE TYPE I OR II WITH ROUTINE HEALING	S82026E
DX_FRACTURE	FRACTURES	DX10	S82.026F	NONDISPLACED LONGITUDINAL FRACTURE OF UNSPECIFIED PATELLA, SUBSEQUENT ENCOUNTER FOR OPEN FRACTURE TYPE IIIA, IIIB, OR IIIC WITH ROUTINE HEALING	S82026F
DX_FRACTURE	FRACTURES	DX10	S82.026G	NONDISPLACED LONGITUDINAL FRACTURE OF UNSPECIFIED PATELLA, SUBSEQUENT ENCOUNTER FOR CLOSED FRACTURE WITH DELAYED HEALING	S82026G
DX_FRACTURE	FRACTURES	DX10	S82.026H	NONDISPLACED LONGITUDINAL FRACTURE OF UNSPECIFIED PATELLA, SUBSEQUENT ENCOUNTER FOR OPEN FRACTURE TYPE I OR II WITH DELAYED HEALING	S82026H
DX_FRACTURE	FRACTURES	DX10	S82.026J	NONDISPLACED LONGITUDINAL FRACTURE OF UNSPECIFIED PATELLA, SUBSEQUENT ENCOUNTER FOR OPEN FRACTURE TYPE IIIA, IIIB, OR IIIC WITH DELAYED HEALING	S82026J
DX_FRACTURE	FRACTURES	DX10	S82.026K	NONDISPLACED LONGITUDINAL FRACTURE OF UNSPECIFIED PATELLA, SUBSEQUENT ENCOUNTER FOR CLOSED FRACTURE WITH NONUNION	S82026K
DX_FRACTURE	FRACTURES	DX10	S82.026M	NONDISPLACED LONGITUDINAL FRACTURE OF UNSPECIFIED PATELLA, SUBSEQUENT ENCOUNTER FOR OPEN FRACTURE TYPE I OR II WITH NONUNION	S82026M
DX_FRACTURE	FRACTURES	DX10	S82.026N	NONDISPLACED LONGITUDINAL FRACTURE OF UNSPECIFIED PATELLA, SUBSEQUENT ENCOUNTER FOR OPEN FRACTURE TYPE IIIA, IIIB, OR IIIC WITH NONUNION	S82026N
DX_FRACTURE	FRACTURES	DX10	S82.026P	NONDISPLACED LONGITUDINAL FRACTURE OF UNSPECIFIED PATELLA, SUBSEQUENT ENCOUNTER FOR CLOSED FRACTURE WITH MALUNION	S82026P
DX_FRACTURE	FRACTURES	DX10	S82.026Q	NONDISPLACED LONGITUDINAL FRACTURE OF UNSPECIFIED PATELLA, SUBSEQUENT ENCOUNTER FOR OPEN FRACTURE TYPE I OR II WITH MALUNION	S82026Q
DX_FRACTURE	FRACTURES	DX10	S82.026R	NONDISPLACED LONGITUDINAL FRACTURE OF UNSPECIFIED PATELLA, SUBSEQUENT ENCOUNTER FOR OPEN FRACTURE TYPE IIIA, IIIB, OR IIIC WITH MALUNION	S82026R
DX_FRACTURE	FRACTURES	DX10	S82.026S	NONDISPLACED LONGITUDINAL FRACTURE OF UNSPECIFIED PATELLA, SEQUELA	S82026S
DX_FRACTURE	FRACTURES	DX10	S82.03	TRANSVERSE FRACTURE OF PATELLA	S8203
DX_FRACTURE	FRACTURES	DX10	S82.031	DISPLACED TRANSVERSE FRACTURE OF RIGHT PATELLA	S82031
DX_FRACTURE	FRACTURES	DX10	S82.031A	DISPLACED TRANSVERSE FRACTURE OF RIGHT PATELLA, INITIAL ENCOUNTER FOR CLOSED FRACTURE	S82031A
DX_FRACTURE	FRACTURES	DX10	S82.031B	DISPLACED TRANSVERSE FRACTURE OF RIGHT PATELLA, INITIAL ENCOUNTER FOR OPEN FRACTURE TYPE I OR II	S82031B
DX_FRACTURE	FRACTURES	DX10	S82.031C	DISPLACED TRANSVERSE FRACTURE OF RIGHT PATELLA, INITIAL ENCOUNTER FOR OPEN FRACTURE TYPE IIIA, IIIB, OR IIIC	S82031C
DX_FRACTURE	FRACTURES	DX10	S82.031D	DISPLACED TRANSVERSE FRACTURE OF RIGHT PATELLA, SUBSEQUENT ENCOUNTER FOR CLOSED FRACTURE WITH ROUTINE HEALING	S82031D
DX_FRACTURE	FRACTURES	DX10	S82.031E	DISPLACED TRANSVERSE FRACTURE OF RIGHT PATELLA, SUBSEQUENT ENCOUNTER FOR OPEN FRACTURE TYPE I OR II WITH ROUTINE HEALING	S82031E
DX_FRACTURE	FRACTURES	DX10	S82.031F	DISPLACED TRANSVERSE FRACTURE OF RIGHT PATELLA, SUBSEQUENT ENCOUNTER FOR OPEN FRACTURE TYPE IIIA, IIIB, OR IIIC WITH ROUTINE HEALING	S82031F
DX_FRACTURE	FRACTURES	DX10	S82.031G	DISPLACED TRANSVERSE FRACTURE OF RIGHT PATELLA, SUBSEQUENT ENCOUNTER FOR CLOSED FRACTURE WITH DELAYED HEALING	S82031G
DX_FRACTURE	FRACTURES	DX10	S82.031H	DISPLACED TRANSVERSE FRACTURE OF RIGHT PATELLA, SUBSEQUENT ENCOUNTER FOR OPEN FRACTURE TYPE I OR II WITH DELAYED HEALING	S82031H
DX_FRACTURE	FRACTURES	DX10	S82.031J	DISPLACED TRANSVERSE FRACTURE OF RIGHT PATELLA, SUBSEQUENT ENCOUNTER FOR OPEN FRACTURE TYPE IIIA, IIIB, OR IIIC WITH DELAYED HEALING	S82031J
DX_FRACTURE	FRACTURES	DX10	S82.031K	DISPLACED TRANSVERSE FRACTURE OF RIGHT PATELLA, SUBSEQUENT ENCOUNTER FOR CLOSED FRACTURE WITH NONUNION	S82031K
DX_FRACTURE	FRACTURES	DX10	S82.031M	DISPLACED TRANSVERSE FRACTURE OF RIGHT PATELLA, SUBSEQUENT ENCOUNTER FOR OPEN FRACTURE TYPE I OR II WITH NONUNION	S82031M
DX_FRACTURE	FRACTURES	DX10	S82.031N	DISPLACED TRANSVERSE FRACTURE OF RIGHT PATELLA, SUBSEQUENT ENCOUNTER FOR OPEN FRACTURE TYPE IIIA, IIIB, OR IIIC WITH NONUNION	S82031N
DX_FRACTURE	FRACTURES	DX10	S82.031P	DISPLACED TRANSVERSE FRACTURE OF RIGHT PATELLA, SUBSEQUENT ENCOUNTER FOR CLOSED FRACTURE WITH MALUNION	S82031P
DX_FRACTURE	FRACTURES	DX10	S82.031Q	DISPLACED TRANSVERSE FRACTURE OF RIGHT PATELLA, SUBSEQUENT ENCOUNTER FOR OPEN FRACTURE TYPE I OR II WITH MALUNION	S82031Q
DX_FRACTURE	FRACTURES	DX10	S82.031R	DISPLACED TRANSVERSE FRACTURE OF RIGHT PATELLA, SUBSEQUENT ENCOUNTER FOR OPEN FRACTURE TYPE IIIA, IIIB, OR IIIC WITH MALUNION	S82031R
DX_FRACTURE	FRACTURES	DX10	S82.031S	DISPLACED TRANSVERSE FRACTURE OF RIGHT PATELLA, SEQUELA	S82031S
DX_FRACTURE	FRACTURES	DX10	S82.032	DISPLACED TRANSVERSE FRACTURE OF LEFT PATELLA	S82032
DX_FRACTURE	FRACTURES	DX10	S82.032A	DISPLACED TRANSVERSE FRACTURE OF LEFT PATELLA, INITIAL ENCOUNTER FOR CLOSED FRACTURE	S82032A
DX_FRACTURE	FRACTURES	DX10	S82.032B	DISPLACED TRANSVERSE FRACTURE OF LEFT PATELLA, INITIAL ENCOUNTER FOR OPEN FRACTURE TYPE I OR II	S82032B

Boehringer Ingelheim
Statistical and Epidemiological Analysis Plan (SEAP) for Non-Interventional Study
(NIS)
BI Study Number 1245-0228

Proprietary confidential information © 2023 Boehringer Ingelheim International GmbH or one or more of its affiliated companies

DX_FRACTURE	FRACTURES	DX10	S82.032C	DISPLACED TRANSVERSE FRACTURE OF LEFT PATELLA, INITIAL ENCOUNTER FOR OPEN FRACTURE TYPE IIIA, IIIB, OR IIIC	S82032C
DX_FRACTURE	FRACTURES	DX10	S82.032D	DISPLACED TRANSVERSE FRACTURE OF LEFT PATELLA, SUBSEQUENT ENCOUNTER FOR CLOSED FRACTURE WITH ROUTINE HEALING	S82032D
DX_FRACTURE	FRACTURES	DX10	S82.032E	DISPLACED TRANSVERSE FRACTURE OF LEFT PATELLA, SUBSEQUENT ENCOUNTER FOR OPEN FRACTURE TYPE I OR II WITH ROUTINE HEALING	S82032E
DX_FRACTURE	FRACTURES	DX10	S82.032F	DISPLACED TRANSVERSE FRACTURE OF LEFT PATELLA, SUBSEQUENT ENCOUNTER FOR OPEN FRACTURE TYPE IIIA, IIIB, OR IIIC WITH ROUTINE HEALING	S82032F
DX_FRACTURE	FRACTURES	DX10	S82.032G	DISPLACED TRANSVERSE FRACTURE OF LEFT PATELLA, SUBSEQUENT ENCOUNTER FOR CLOSED FRACTURE WITH DELAYED HEALING	S82032G
DX_FRACTURE	FRACTURES	DX10	S82.032H	DISPLACED TRANSVERSE FRACTURE OF LEFT PATELLA, SUBSEQUENT ENCOUNTER FOR OPEN FRACTURE TYPE I OR II WITH DELAYED HEALING	S82032H
DX_FRACTURE	FRACTURES	DX10	S82.032J	DISPLACED TRANSVERSE FRACTURE OF LEFT PATELLA, SUBSEQUENT ENCOUNTER FOR OPEN FRACTURE TYPE IIIA, IIIB, OR IIIC WITH DELAYED HEALING	S82032J
DX_FRACTURE	FRACTURES	DX10	S82.032K	DISPLACED TRANSVERSE FRACTURE OF LEFT PATELLA, SUBSEQUENT ENCOUNTER FOR CLOSED FRACTURE WITH NONUNION	S82032K
DX_FRACTURE	FRACTURES	DX10	S82.032M	DISPLACED TRANSVERSE FRACTURE OF LEFT PATELLA, SUBSEQUENT ENCOUNTER FOR OPEN FRACTURE TYPE I OR II WITH NONUNION	S82032M
DX_FRACTURE	FRACTURES	DX10	S82.032N	DISPLACED TRANSVERSE FRACTURE OF LEFT PATELLA, SUBSEQUENT ENCOUNTER FOR OPEN FRACTURE TYPE IIIA, IIIB, OR IIIC WITH NONUNION	S82032N
DX_FRACTURE	FRACTURES	DX10	S82.032P	DISPLACED TRANSVERSE FRACTURE OF LEFT PATELLA, SUBSEQUENT ENCOUNTER FOR CLOSED FRACTURE WITH MALUNION	S82032P
DX_FRACTURE	FRACTURES	DX10	S82.032Q	DISPLACED TRANSVERSE FRACTURE OF LEFT PATELLA, SUBSEQUENT ENCOUNTER FOR OPEN FRACTURE TYPE I OR II WITH MALUNION	S82032Q
DX_FRACTURE	FRACTURES	DX10	S82.032R	DISPLACED TRANSVERSE FRACTURE OF LEFT PATELLA, SUBSEQUENT ENCOUNTER FOR OPEN FRACTURE TYPE IIIA, IIIB, OR IIIC WITH MALUNION	S82032R
DX_FRACTURE	FRACTURES	DX10	S82.032S	DISPLACED TRANSVERSE FRACTURE OF LEFT PATELLA, SEQUELA	S82032S
DX_FRACTURE	FRACTURES	DX10	S82.033	DISPLACED TRANSVERSE FRACTURE OF UNSPECIFIED PATELLA	S82033
DX_FRACTURE	FRACTURES	DX10	S82.033A	DISPLACED TRANSVERSE FRACTURE OF UNSPECIFIED PATELLA, INITIAL ENCOUNTER FOR CLOSED FRACTURE	S82033A
DX_FRACTURE	FRACTURES	DX10	S82.033B	DISPLACED TRANSVERSE FRACTURE OF UNSPECIFIED PATELLA, INITIAL ENCOUNTER FOR OPEN FRACTURE TYPE I OR II	S82033B
DX_FRACTURE	FRACTURES	DX10	S82.033C	DISPLACED TRANSVERSE FRACTURE OF UNSPECIFIED PATELLA, INITIAL ENCOUNTER FOR OPEN FRACTURE TYPE IIIA, IIIB, OR IIIC	S82033C
DX_FRACTURE	FRACTURES	DX10	S82.033D	DISPLACED TRANSVERSE FRACTURE OF UNSPECIFIED PATELLA, SUBSEQUENT ENCOUNTER FOR CLOSED FRACTURE WITH ROUTINE HEALING	S82033D
DX_FRACTURE	FRACTURES	DX10	S82.033E	DISPLACED TRANSVERSE FRACTURE OF UNSPECIFIED PATELLA, SUBSEQUENT ENCOUNTER FOR OPEN FRACTURE TYPE I OR II WITH ROUTINE HEALING	S82033E
DX_FRACTURE	FRACTURES	DX10	S82.033F	DISPLACED TRANSVERSE FRACTURE OF UNSPECIFIED PATELLA, SUBSEQUENT ENCOUNTER FOR OPEN FRACTURE TYPE IIIA, IIIB, OR IIIC WITH ROUTINE HEALING	S82033F
DX_FRACTURE	FRACTURES	DX10	S82.033G	DISPLACED TRANSVERSE FRACTURE OF UNSPECIFIED PATELLA, SUBSEQUENT ENCOUNTER FOR CLOSED FRACTURE WITH DELAYED HEALING	S82033G
DX_FRACTURE	FRACTURES	DX10	S82.033H	DISPLACED TRANSVERSE FRACTURE OF UNSPECIFIED PATELLA, SUBSEQUENT ENCOUNTER FOR OPEN FRACTURE TYPE I OR II WITH DELAYED HEALING	S82033H
DX_FRACTURE	FRACTURES	DX10	S82.033J	DISPLACED TRANSVERSE FRACTURE OF UNSPECIFIED PATELLA, SUBSEQUENT ENCOUNTER FOR OPEN FRACTURE TYPE IIIA, IIIB, OR IIIC WITH DELAYED HEALING	S82033J
DX_FRACTURE	FRACTURES	DX10	S82.033K	DISPLACED TRANSVERSE FRACTURE OF UNSPECIFIED PATELLA, SUBSEQUENT ENCOUNTER FOR CLOSED FRACTURE WITH NONUNION	S82033K
DX_FRACTURE	FRACTURES	DX10	S82.033M	DISPLACED TRANSVERSE FRACTURE OF UNSPECIFIED PATELLA, SUBSEQUENT ENCOUNTER FOR OPEN FRACTURE TYPE I OR II WITH NONUNION	S82033M
DX_FRACTURE	FRACTURES	DX10	S82.033N	DISPLACED TRANSVERSE FRACTURE OF UNSPECIFIED PATELLA, SUBSEQUENT ENCOUNTER FOR OPEN FRACTURE TYPE IIIA, IIIB, OR IIIC WITH NONUNION	S82033N
DX_FRACTURE	FRACTURES	DX10	S82.033P	DISPLACED TRANSVERSE FRACTURE OF UNSPECIFIED PATELLA, SUBSEQUENT ENCOUNTER FOR CLOSED FRACTURE WITH MALUNION	S82033P
DX_FRACTURE	FRACTURES	DX10	S82.033Q	DISPLACED TRANSVERSE FRACTURE OF UNSPECIFIED PATELLA, SUBSEQUENT ENCOUNTER FOR OPEN FRACTURE TYPE I OR II WITH MALUNION	S82033Q
DX_FRACTURE	FRACTURES	DX10	S82.033R	DISPLACED TRANSVERSE FRACTURE OF UNSPECIFIED PATELLA, SUBSEQUENT ENCOUNTER FOR OPEN FRACTURE TYPE IIIA, IIIB, OR IIIC WITH MALUNION	S82033R
DX_FRACTURE	FRACTURES	DX10	S82.033S	DISPLACED TRANSVERSE FRACTURE OF UNSPECIFIED PATELLA, SEQUELA	S82033S
DX_FRACTURE	FRACTURES	DX10	S82.034	NONDISPLACED TRANSVERSE FRACTURE OF RIGHT PATELLA	S82034
DX_FRACTURE	FRACTURES	DX10	S82.034A	NONDISPLACED TRANSVERSE FRACTURE OF RIGHT PATELLA, INITIAL ENCOUNTER FOR CLOSED FRACTURE	S82034A
DX_FRACTURE	FRACTURES	DX10	S82.034B	NONDISPLACED TRANSVERSE FRACTURE OF RIGHT PATELLA, INITIAL ENCOUNTER FOR OPEN FRACTURE TYPE I OR II	S82034B
DX_FRACTURE	FRACTURES	DX10	S82.034C	NONDISPLACED TRANSVERSE FRACTURE OF RIGHT PATELLA, INITIAL ENCOUNTER FOR OPEN FRACTURE TYPE IIIA, IIIB, OR IIIC	S82034C
DX_FRACTURE	FRACTURES	DX10	S82.034D	NONDISPLACED TRANSVERSE FRACTURE OF RIGHT PATELLA, SUBSEQUENT ENCOUNTER FOR CLOSED FRACTURE WITH ROUTINE HEALING	S82034D
DX_FRACTURE	FRACTURES	DX10	S82.034E	NONDISPLACED TRANSVERSE FRACTURE OF RIGHT PATELLA, SUBSEQUENT ENCOUNTER FOR OPEN FRACTURE TYPE I OR II WITH ROUTINE HEALING	S82034E
DX_FRACTURE	FRACTURES	DX10	S82.034F	NONDISPLACED TRANSVERSE FRACTURE OF RIGHT PATELLA, SUBSEQUENT ENCOUNTER FOR OPEN FRACTURE TYPE IIIA, IIIB, OR IIIC WITH ROUTINE HEALING	S82034F
DX_FRACTURE	FRACTURES	DX10	S82.034G	NONDISPLACED TRANSVERSE FRACTURE OF RIGHT PATELLA, SUBSEQUENT ENCOUNTER FOR CLOSED FRACTURE WITH DELAYED HEALING	S82034G
DX_FRACTURE	FRACTURES	DX10	S82.034H	NONDISPLACED TRANSVERSE FRACTURE OF RIGHT PATELLA, SUBSEQUENT ENCOUNTER FOR OPEN FRACTURE TYPE I OR II WITH DELAYED HEALING	S82034H
DX_FRACTURE	FRACTURES	DX10	S82.034J	NONDISPLACED TRANSVERSE FRACTURE OF RIGHT PATELLA, SUBSEQUENT ENCOUNTER FOR OPEN FRACTURE TYPE IIIA, IIIB, OR IIIC WITH DELAYED HEALING	S82034J
DX_FRACTURE	FRACTURES	DX10	S82.034K	NONDISPLACED TRANSVERSE FRACTURE OF RIGHT PATELLA, SUBSEQUENT ENCOUNTER FOR CLOSED FRACTURE WITH NONUNION	S82034K
DX_FRACTURE	FRACTURES	DX10	S82.034M	NONDISPLACED TRANSVERSE FRACTURE OF RIGHT PATELLA, SUBSEQUENT ENCOUNTER FOR OPEN FRACTURE TYPE I OR II WITH NONUNION	S82034M
DX_FRACTURE	FRACTURES	DX10	S82.034N	NONDISPLACED TRANSVERSE FRACTURE OF RIGHT PATELLA, SUBSEQUENT ENCOUNTER FOR OPEN FRACTURE TYPE IIIA, IIIB, OR IIIC WITH NONUNION	S82034N
DX_FRACTURE	FRACTURES	DX10	S82.034P	NONDISPLACED TRANSVERSE FRACTURE OF RIGHT PATELLA, SUBSEQUENT ENCOUNTER FOR OPEN FRACTURE TYPE I OR II WITH MALUNION	S82034P
DX_FRACTURE	FRACTURES	DX10	S82.034Q	NONDISPLACED TRANSVERSE FRACTURE OF RIGHT PATELLA, SUBSEQUENT ENCOUNTER FOR OPEN FRACTURE TYPE IIIA, IIIB, OR IIIC WITH MALUNION	S82034Q
DX_FRACTURE	FRACTURES	DX10	S82.034R	NONDISPLACED TRANSVERSE FRACTURE OF RIGHT PATELLA, SUBSEQUENT ENCOUNTER FOR OPEN FRACTURE TYPE IIIA, IIIB, OR IIIC WITH MALUNION	S82034R
DX_FRACTURE	FRACTURES	DX10	S82.034S	NONDISPLACED TRANSVERSE FRACTURE OF RIGHT PATELLA, SEQUELA	S82034S
DX_FRACTURE	FRACTURES	DX10	S82.035	NONDISPLACED TRANSVERSE FRACTURE OF LEFT PATELLA	S82035
DX_FRACTURE	FRACTURES	DX10	S82.035A	NONDISPLACED TRANSVERSE FRACTURE OF LEFT PATELLA, INITIAL ENCOUNTER FOR CLOSED FRACTURE	S82035A
DX_FRACTURE	FRACTURES	DX10	S82.035B	NONDISPLACED TRANSVERSE FRACTURE OF LEFT PATELLA, INITIAL ENCOUNTER FOR OPEN FRACTURE TYPE I OR II	S82035B

Boehringer Ingelheim
Statistical and Epidemiological Analysis Plan (SEAP) for Non-Interventional Study
(NIS)
BI Study Number 1245-0228

Proprietary confidential information © 2023 Boehringer Ingelheim International GmbH or one or more of its affiliated companies

DX_FRACTURE	FRACTURES	DX10	S82.035C	NONDISPLACED TRANSVERSE FRACTURE OF LEFT PATELLA, INITIAL ENCOUNTER FOR OPEN FRACTURE TYPE IIIA, IIIB, OR IIIC	S82035C
DX_FRACTURE	FRACTURES	DX10	S82.035D	NONDISPLACED TRANSVERSE FRACTURE OF LEFT PATELLA, SUBSEQUENT ENCOUNTER FOR CLOSED FRACTURE WITH ROUTINE HEALING	S82035D
DX_FRACTURE	FRACTURES	DX10	S82.035E	NONDISPLACED TRANSVERSE FRACTURE OF LEFT PATELLA, SUBSEQUENT ENCOUNTER FOR OPEN FRACTURE TYPE I OR II WITH ROUTINE HEALING	S82035E
DX_FRACTURE	FRACTURES	DX10	S82.035F	NONDISPLACED TRANSVERSE FRACTURE OF LEFT PATELLA, SUBSEQUENT ENCOUNTER FOR OPEN FRACTURE TYPE IIIA, IIIB, OR IIIC WITH ROUTINE HEALING	S82035F
DX_FRACTURE	FRACTURES	DX10	S82.035G	NONDISPLACED TRANSVERSE FRACTURE OF LEFT PATELLA, SUBSEQUENT ENCOUNTER FOR CLOSED FRACTURE WITH DELAYED HEALING	S82035G
DX_FRACTURE	FRACTURES	DX10	S82.035H	NONDISPLACED TRANSVERSE FRACTURE OF LEFT PATELLA, SUBSEQUENT ENCOUNTER FOR OPEN FRACTURE TYPE I OR II WITH DELAYED HEALING	S82035H
DX_FRACTURE	FRACTURES	DX10	S82.035J	NONDISPLACED TRANSVERSE FRACTURE OF LEFT PATELLA, SUBSEQUENT ENCOUNTER FOR OPEN FRACTURE TYPE IIIA, IIIB, OR IIIC WITH DELAYED HEALING	S82035J
DX_FRACTURE	FRACTURES	DX10	S82.035K	NONDISPLACED TRANSVERSE FRACTURE OF LEFT PATELLA, SUBSEQUENT ENCOUNTER FOR CLOSED FRACTURE WITH NONUNION	S82035K
DX_FRACTURE	FRACTURES	DX10	S82.035M	NONDISPLACED TRANSVERSE FRACTURE OF LEFT PATELLA, SUBSEQUENT ENCOUNTER FOR OPEN FRACTURE TYPE I OR II WITH NONUNION	S82035M
DX_FRACTURE	FRACTURES	DX10	S82.035N	NONDISPLACED TRANSVERSE FRACTURE OF LEFT PATELLA, SUBSEQUENT ENCOUNTER FOR OPEN FRACTURE TYPE IIIA, IIIB, OR IIIC WITH NONUNION	S82035N
DX_FRACTURE	FRACTURES	DX10	S82.035P	NONDISPLACED TRANSVERSE FRACTURE OF LEFT PATELLA, SUBSEQUENT ENCOUNTER FOR CLOSED FRACTURE WITH MALUNION	S82035P
DX_FRACTURE	FRACTURES	DX10	S82.035Q	NONDISPLACED TRANSVERSE FRACTURE OF LEFT PATELLA, SUBSEQUENT ENCOUNTER FOR OPEN FRACTURE TYPE I OR II WITH MALUNION	S82035Q
DX_FRACTURE	FRACTURES	DX10	S82.035R	NONDISPLACED TRANSVERSE FRACTURE OF LEFT PATELLA, SUBSEQUENT ENCOUNTER FOR OPEN FRACTURE TYPE IIIA, IIIB, OR IIIC WITH MALUNION	S82035R
DX_FRACTURE	FRACTURES	DX10	S82.035S	NONDISPLACED TRANSVERSE FRACTURE OF LEFT PATELLA, SEQUELA	S82035S
DX_FRACTURE	FRACTURES	DX10	S82.036	NONDISPLACED TRANSVERSE FRACTURE OF UNSPECIFIED PATELLA	S82036
DX_FRACTURE	FRACTURES	DX10	S82.036A	NONDISPLACED TRANSVERSE FRACTURE OF UNSPECIFIED PATELLA, INITIAL ENCOUNTER FOR CLOSED FRACTURE	S82036A
DX_FRACTURE	FRACTURES	DX10	S82.036B	NONDISPLACED TRANSVERSE FRACTURE OF UNSPECIFIED PATELLA, INITIAL ENCOUNTER FOR OPEN FRACTURE TYPE I OR II	S82036B
DX_FRACTURE	FRACTURES	DX10	S82.036C	NONDISPLACED TRANSVERSE FRACTURE OF UNSPECIFIED PATELLA, INITIAL ENCOUNTER FOR OPEN FRACTURE TYPE IIIA, IIIB, OR IIIC	S82036C
DX_FRACTURE	FRACTURES	DX10	S82.036D	NONDISPLACED TRANSVERSE FRACTURE OF UNSPECIFIED PATELLA, SUBSEQUENT ENCOUNTER FOR CLOSED FRACTURE WITH ROUTINE HEALING	S82036D
DX_FRACTURE	FRACTURES	DX10	S82.036E	NONDISPLACED TRANSVERSE FRACTURE OF UNSPECIFIED PATELLA, SUBSEQUENT ENCOUNTER FOR OPEN FRACTURE TYPE I OR II WITH ROUTINE HEALING	S82036E
DX_FRACTURE	FRACTURES	DX10	S82.036F	NONDISPLACED TRANSVERSE FRACTURE OF UNSPECIFIED PATELLA, SUBSEQUENT ENCOUNTER FOR OPEN FRACTURE TYPE IIIA, IIIB, OR IIIC WITH ROUTINE HEALING	S82036F
DX_FRACTURE	FRACTURES	DX10	S82.036G	NONDISPLACED TRANSVERSE FRACTURE OF UNSPECIFIED PATELLA, SUBSEQUENT ENCOUNTER FOR CLOSED FRACTURE WITH DELAYED HEALING	S82036G
DX_FRACTURE	FRACTURES	DX10	S82.036H	NONDISPLACED TRANSVERSE FRACTURE OF UNSPECIFIED PATELLA, SUBSEQUENT ENCOUNTER FOR OPEN FRACTURE TYPE I OR II WITH DELAYED HEALING	S82036H
DX_FRACTURE	FRACTURES	DX10	S82.036J	NONDISPLACED TRANSVERSE FRACTURE OF UNSPECIFIED PATELLA, SUBSEQUENT ENCOUNTER FOR OPEN FRACTURE TYPE IIIA, IIIB, OR IIIC WITH DELAYED HEALING	S82036J
DX_FRACTURE	FRACTURES	DX10	S82.036K	NONDISPLACED TRANSVERSE FRACTURE OF UNSPECIFIED PATELLA, SUBSEQUENT ENCOUNTER FOR CLOSED FRACTURE WITH NONUNION	S82036K
DX_FRACTURE	FRACTURES	DX10	S82.036M	NONDISPLACED TRANSVERSE FRACTURE OF UNSPECIFIED PATELLA, SUBSEQUENT ENCOUNTER FOR OPEN FRACTURE TYPE I OR II WITH NONUNION	S82036M
DX_FRACTURE	FRACTURES	DX10	S82.036N	NONDISPLACED TRANSVERSE FRACTURE OF UNSPECIFIED PATELLA, SUBSEQUENT ENCOUNTER FOR OPEN FRACTURE TYPE IIIA, IIIB, OR IIIC WITH NONUNION	S82036N
DX_FRACTURE	FRACTURES	DX10	S82.036P	NONDISPLACED TRANSVERSE FRACTURE OF UNSPECIFIED PATELLA, SUBSEQUENT ENCOUNTER FOR CLOSED FRACTURE WITH MALUNION	S82036P
DX_FRACTURE	FRACTURES	DX10	S82.036Q	NONDISPLACED TRANSVERSE FRACTURE OF UNSPECIFIED PATELLA, SUBSEQUENT ENCOUNTER FOR OPEN FRACTURE TYPE I OR II WITH MALUNION	S82036Q
DX_FRACTURE	FRACTURES	DX10	S82.036R	NONDISPLACED TRANSVERSE FRACTURE OF UNSPECIFIED PATELLA, SUBSEQUENT ENCOUNTER FOR OPEN FRACTURE TYPE IIIA, IIIB, OR IIIC WITH MALUNION	S82036R
DX_FRACTURE	FRACTURES	DX10	S82.036S	NONDISPLACED TRANSVERSE FRACTURE OF UNSPECIFIED PATELLA, SEQUELA	S82036S
DX_FRACTURE	FRACTURES	DX10	S82.04	COMMINUTED FRACTURE OF PATELLA	S8204
DX_FRACTURE	FRACTURES	DX10	S82.041	DISPLACED COMMINUTED FRACTURE OF RIGHT PATELLA	S82041
DX_FRACTURE	FRACTURES	DX10	S82.041A	DISPLACED COMMINUTED FRACTURE OF RIGHT PATELLA, INITIAL ENCOUNTER FOR CLOSED FRACTURE	S82041A
DX_FRACTURE	FRACTURES	DX10	S82.041B	DISPLACED COMMINUTED FRACTURE OF RIGHT PATELLA, INITIAL ENCOUNTER FOR OPEN FRACTURE TYPE I OR II	S82041B
DX_FRACTURE	FRACTURES	DX10	S82.041C	DISPLACED COMMINUTED FRACTURE OF RIGHT PATELLA, INITIAL ENCOUNTER FOR OPEN FRACTURE TYPE IIIA, IIIB, OR IIIC	S82041C
DX_FRACTURE	FRACTURES	DX10	S82.041D	DISPLACED COMMINUTED FRACTURE OF RIGHT PATELLA, SUBSEQUENT ENCOUNTER FOR CLOSED FRACTURE WITH ROUTINE HEALING	S82041D
DX_FRACTURE	FRACTURES	DX10	S82.041E	DISPLACED COMMINUTED FRACTURE OF RIGHT PATELLA, SUBSEQUENT ENCOUNTER FOR OPEN FRACTURE TYPE I OR II WITH ROUTINE HEALING	S82041E
DX_FRACTURE	FRACTURES	DX10	S82.041F	DISPLACED COMMINUTED FRACTURE OF RIGHT PATELLA, SUBSEQUENT ENCOUNTER FOR OPEN FRACTURE TYPE IIIA, IIIB, OR IIIC WITH ROUTINE HEALING	S82041F
DX_FRACTURE	FRACTURES	DX10	S82.041G	DISPLACED COMMINUTED FRACTURE OF RIGHT PATELLA, SUBSEQUENT ENCOUNTER FOR CLOSED FRACTURE WITH DELAYED HEALING	S82041G
DX_FRACTURE	FRACTURES	DX10	S82.041H	DISPLACED COMMINUTED FRACTURE OF RIGHT PATELLA, SUBSEQUENT ENCOUNTER FOR OPEN FRACTURE TYPE I OR II WITH DELAYED HEALING	S82041H
DX_FRACTURE	FRACTURES	DX10	S82.041J	DISPLACED COMMINUTED FRACTURE OF RIGHT PATELLA, SUBSEQUENT ENCOUNTER FOR OPEN FRACTURE TYPE IIIA, IIIB, OR IIIC WITH DELAYED HEALING	S82041J
DX_FRACTURE	FRACTURES	DX10	S82.041K	DISPLACED COMMINUTED FRACTURE OF RIGHT PATELLA, SUBSEQUENT ENCOUNTER FOR CLOSED FRACTURE WITH NONUNION	S82041K
DX_FRACTURE	FRACTURES	DX10	S82.041M	DISPLACED COMMINUTED FRACTURE OF RIGHT PATELLA, SUBSEQUENT ENCOUNTER FOR OPEN FRACTURE TYPE I OR II WITH NONUNION	S82041M
DX_FRACTURE	FRACTURES	DX10	S82.041N	DISPLACED COMMINUTED FRACTURE OF RIGHT PATELLA, SUBSEQUENT ENCOUNTER FOR OPEN FRACTURE TYPE IIIA, IIIB, OR IIIC WITH NONUNION	S82041N
DX_FRACTURE	FRACTURES	DX10	S82.041P	DISPLACED COMMINUTED FRACTURE OF RIGHT PATELLA, SUBSEQUENT ENCOUNTER FOR CLOSED FRACTURE WITH MALUNION	S82041P
DX_FRACTURE	FRACTURES	DX10	S82.041Q	DISPLACED COMMINUTED FRACTURE OF RIGHT PATELLA, SUBSEQUENT ENCOUNTER FOR OPEN FRACTURE TYPE I OR II WITH MALUNION	S82041Q
DX_FRACTURE	FRACTURES	DX10	S82.041R	DISPLACED COMMINUTED FRACTURE OF RIGHT PATELLA, SUBSEQUENT ENCOUNTER FOR OPEN FRACTURE TYPE IIIA, IIIB, OR IIIC WITH MALUNION	S82041R
DX_FRACTURE	FRACTURES	DX10	S82.041S	DISPLACED COMMINUTED FRACTURE OF RIGHT PATELLA, SEQUELA	S82041S
DX_FRACTURE	FRACTURES	DX10	S82.042	DISPLACED COMMINUTED FRACTURE OF LEFT PATELLA	S82042
DX_FRACTURE	FRACTURES	DX10	S82.042A	DISPLACED COMMINUTED FRACTURE OF LEFT PATELLA, INITIAL ENCOUNTER FOR CLOSED FRACTURE	S82042A
DX_FRACTURE	FRACTURES	DX10	S82.042B	DISPLACED COMMINUTED FRACTURE OF LEFT PATELLA, INITIAL ENCOUNTER FOR OPEN FRACTURE TYPE I OR II	S82042B

Boehringer Ingelheim
Statistical and Epidemiological Analysis Plan (SEAP) for Non-Interventional Study
(NIS)
BI Study Number 1245-0228

Proprietary confidential information © 2023 Boehringer Ingelheim International GmbH or one or more of its affiliated companies

DX_FRACTURE	FRACTURES	DX10	S82.042C	DISPLACED COMMUNUTED FRACTURE OF LEFT PATELLA, INITIAL ENCOUNTER FOR OPEN FRACTURE TYPE IIIA, IIIB, OR IIIC	S82042C
DX_FRACTURE	FRACTURES	DX10	S82.042D	DISPLACED COMMUNUTED FRACTURE OF LEFT PATELLA, SUBSEQUENT ENCOUNTER FOR CLOSED FRACTURE WITH ROUTINE HEALING	S82042D
DX_FRACTURE	FRACTURES	DX10	S82.042E	DISPLACED COMMUNUTED FRACTURE OF LEFT PATELLA, SUBSEQUENT ENCOUNTER FOR OPEN FRACTURE TYPE I OR II WITH ROUTINE HEALING	S82042E
DX_FRACTURE	FRACTURES	DX10	S82.042F	DISPLACED COMMUNUTED FRACTURE OF LEFT PATELLA, SUBSEQUENT ENCOUNTER FOR OPEN FRACTURE TYPE IIIA, IIIB, OR IIIC WITH ROUTINE HEALING	S82042F
DX_FRACTURE	FRACTURES	DX10	S82.042G	DISPLACED COMMUNUTED FRACTURE OF LEFT PATELLA, SUBSEQUENT ENCOUNTER FOR CLOSED FRACTURE WITH DELAYED HEALING	S82042G
DX_FRACTURE	FRACTURES	DX10	S82.042H	DISPLACED COMMUNUTED FRACTURE OF LEFT PATELLA, SUBSEQUENT ENCOUNTER FOR OPEN FRACTURE TYPE I OR II WITH DELAYED HEALING	S82042H
DX_FRACTURE	FRACTURES	DX10	S82.042J	DISPLACED COMMUNUTED FRACTURE OF LEFT PATELLA, SUBSEQUENT ENCOUNTER FOR OPEN FRACTURE TYPE IIIA, IIIB, OR IIIC WITH DELAYED HEALING	S82042J
DX_FRACTURE	FRACTURES	DX10	S82.042K	DISPLACED COMMUNUTED FRACTURE OF LEFT PATELLA, SUBSEQUENT ENCOUNTER FOR CLOSED FRACTURE WITH NONUNION	S82042K
DX_FRACTURE	FRACTURES	DX10	S82.042M	DISPLACED COMMUNUTED FRACTURE OF LEFT PATELLA, SUBSEQUENT ENCOUNTER FOR OPEN FRACTURE TYPE I OR II WITH NONUNION	S82042M
DX_FRACTURE	FRACTURES	DX10	S82.042N	DISPLACED COMMUNUTED FRACTURE OF LEFT PATELLA, SUBSEQUENT ENCOUNTER FOR OPEN FRACTURE TYPE IIIA, IIIB, OR IIIC WITH NONUNION	S82042N
DX_FRACTURE	FRACTURES	DX10	S82.042P	DISPLACED COMMUNUTED FRACTURE OF LEFT PATELLA, SUBSEQUENT ENCOUNTER FOR CLOSED FRACTURE WITH MALUNION	S82042P
DX_FRACTURE	FRACTURES	DX10	S82.042Q	DISPLACED COMMUNUTED FRACTURE OF LEFT PATELLA, SUBSEQUENT ENCOUNTER FOR OPEN FRACTURE TYPE I OR II WITH MALUNION	S82042Q
DX_FRACTURE	FRACTURES	DX10	S82.042R	DISPLACED COMMUNUTED FRACTURE OF LEFT PATELLA, SUBSEQUENT ENCOUNTER FOR OPEN FRACTURE TYPE IIIA, IIIB, OR IIIC WITH MALUNION	S82042R
DX_FRACTURE	FRACTURES	DX10	S82.042S	DISPLACED COMMUNUTED FRACTURE OF LEFT PATELLA, SEQUELA	S82042S
DX_FRACTURE	FRACTURES	DX10	S82.043	DISPLACED COMMUNUTED FRACTURE OF UNSPECIFIED PATELLA	S82043
DX_FRACTURE	FRACTURES	DX10	S82.043A	DISPLACED COMMUNUTED FRACTURE OF UNSPECIFIED PATELLA, INITIAL ENCOUNTER FOR CLOSED FRACTURE	S82043A
DX_FRACTURE	FRACTURES	DX10	S82.043B	DISPLACED COMMUNUTED FRACTURE OF UNSPECIFIED PATELLA, INITIAL ENCOUNTER FOR OPEN FRACTURE TYPE I OR II	S82043B
DX_FRACTURE	FRACTURES	DX10	S82.043C	DISPLACED COMMUNUTED FRACTURE OF UNSPECIFIED PATELLA, INITIAL ENCOUNTER FOR OPEN FRACTURE TYPE IIIA, IIIB, OR IIIC	S82043C
DX_FRACTURE	FRACTURES	DX10	S82.043D	DISPLACED COMMUNUTED FRACTURE OF UNSPECIFIED PATELLA, SUBSEQUENT ENCOUNTER FOR CLOSED FRACTURE WITH ROUTINE HEALING	S82043D
DX_FRACTURE	FRACTURES	DX10	S82.043E	DISPLACED COMMUNUTED FRACTURE OF UNSPECIFIED PATELLA, SUBSEQUENT ENCOUNTER FOR OPEN FRACTURE TYPE I OR II WITH ROUTINE HEALING	S82043E
DX_FRACTURE	FRACTURES	DX10	S82.043F	DISPLACED COMMUNUTED FRACTURE OF UNSPECIFIED PATELLA, SUBSEQUENT ENCOUNTER FOR OPEN FRACTURE TYPE IIIA, IIIB, OR IIIC WITH ROUTINE HEALING	S82043F
DX_FRACTURE	FRACTURES	DX10	S82.043G	DISPLACED COMMUNUTED FRACTURE OF UNSPECIFIED PATELLA, SUBSEQUENT ENCOUNTER FOR CLOSED FRACTURE WITH DELAYED HEALING	S82043G
DX_FRACTURE	FRACTURES	DX10	S82.043H	DISPLACED COMMUNUTED FRACTURE OF UNSPECIFIED PATELLA, SUBSEQUENT ENCOUNTER FOR OPEN FRACTURE TYPE I OR II WITH DELAYED HEALING	S82043H
DX_FRACTURE	FRACTURES	DX10	S82.043J	DISPLACED COMMUNUTED FRACTURE OF UNSPECIFIED PATELLA, SUBSEQUENT ENCOUNTER FOR OPEN FRACTURE TYPE IIIA, IIIB, OR IIIC WITH DELAYED HEALING	S82043J
DX_FRACTURE	FRACTURES	DX10	S82.043K	DISPLACED COMMUNUTED FRACTURE OF UNSPECIFIED PATELLA, SUBSEQUENT ENCOUNTER FOR CLOSED FRACTURE WITH NONUNION	S82043K
DX_FRACTURE	FRACTURES	DX10	S82.043M	DISPLACED COMMUNUTED FRACTURE OF UNSPECIFIED PATELLA, SUBSEQUENT ENCOUNTER FOR OPEN FRACTURE TYPE I OR II WITH NONUNION	S82043M
DX_FRACTURE	FRACTURES	DX10	S82.043N	DISPLACED COMMUNUTED FRACTURE OF UNSPECIFIED PATELLA, SUBSEQUENT ENCOUNTER FOR OPEN FRACTURE TYPE IIIA, IIIB, OR IIIC WITH NONUNION	S82043N
DX_FRACTURE	FRACTURES	DX10	S82.043P	DISPLACED COMMUNUTED FRACTURE OF UNSPECIFIED PATELLA, SUBSEQUENT ENCOUNTER FOR CLOSED FRACTURE WITH MALUNION	S82043P
DX_FRACTURE	FRACTURES	DX10	S82.043Q	DISPLACED COMMUNUTED FRACTURE OF UNSPECIFIED PATELLA, SUBSEQUENT ENCOUNTER FOR OPEN FRACTURE TYPE I OR II WITH MALUNION	S82043Q
DX_FRACTURE	FRACTURES	DX10	S82.043R	DISPLACED COMMUNUTED FRACTURE OF UNSPECIFIED PATELLA, SUBSEQUENT ENCOUNTER FOR OPEN FRACTURE TYPE IIIA, IIIB, OR IIIC WITH MALUNION	S82043R
DX_FRACTURE	FRACTURES	DX10	S82.043S	DISPLACED COMMUNUTED FRACTURE OF UNSPECIFIED PATELLA, SEQUELA	S82043S
DX_FRACTURE	FRACTURES	DX10	S82.044	NONDISPLACED COMMUNUTED FRACTURE OF RIGHT PATELLA	S82044
DX_FRACTURE	FRACTURES	DX10	S82.044A	NONDISPLACED COMMUNUTED FRACTURE OF RIGHT PATELLA, INITIAL ENCOUNTER FOR CLOSED FRACTURE	S82044A
DX_FRACTURE	FRACTURES	DX10	S82.044B	NONDISPLACED COMMUNUTED FRACTURE OF RIGHT PATELLA, INITIAL ENCOUNTER FOR OPEN FRACTURE TYPE I OR II	S82044B
DX_FRACTURE	FRACTURES	DX10	S82.044C	NONDISPLACED COMMUNUTED FRACTURE OF RIGHT PATELLA, INITIAL ENCOUNTER FOR OPEN FRACTURE TYPE IIIA, IIIB, OR IIIC	S82044C
DX_FRACTURE	FRACTURES	DX10	S82.044D	NONDISPLACED COMMUNUTED FRACTURE OF RIGHT PATELLA, SUBSEQUENT ENCOUNTER FOR CLOSED FRACTURE WITH ROUTINE HEALING	S82044D
DX_FRACTURE	FRACTURES	DX10	S82.044E	NONDISPLACED COMMUNUTED FRACTURE OF RIGHT PATELLA, SUBSEQUENT ENCOUNTER FOR OPEN FRACTURE TYPE I OR II WITH ROUTINE HEALING	S82044E
DX_FRACTURE	FRACTURES	DX10	S82.044F	NONDISPLACED COMMUNUTED FRACTURE OF RIGHT PATELLA, SUBSEQUENT ENCOUNTER FOR OPEN FRACTURE TYPE IIIA, IIIB, OR IIIC WITH ROUTINE HEALING	S82044F
DX_FRACTURE	FRACTURES	DX10	S82.044G	NONDISPLACED COMMUNUTED FRACTURE OF RIGHT PATELLA, SUBSEQUENT ENCOUNTER FOR CLOSED FRACTURE WITH DELAYED HEALING	S82044G
DX_FRACTURE	FRACTURES	DX10	S82.044H	NONDISPLACED COMMUNUTED FRACTURE OF RIGHT PATELLA, SUBSEQUENT ENCOUNTER FOR OPEN FRACTURE TYPE I OR II WITH DELAYED HEALING	S82044H
DX_FRACTURE	FRACTURES	DX10	S82.044J	NONDISPLACED COMMUNUTED FRACTURE OF RIGHT PATELLA, SUBSEQUENT ENCOUNTER FOR OPEN FRACTURE TYPE IIIA, IIIB, OR IIIC WITH DELAYED HEALING	S82044J
DX_FRACTURE	FRACTURES	DX10	S82.044K	NONDISPLACED COMMUNUTED FRACTURE OF RIGHT PATELLA, SUBSEQUENT ENCOUNTER FOR CLOSED FRACTURE WITH NONUNION	S82044K
DX_FRACTURE	FRACTURES	DX10	S82.044M	NONDISPLACED COMMUNUTED FRACTURE OF RIGHT PATELLA, SUBSEQUENT ENCOUNTER FOR OPEN FRACTURE TYPE I OR II WITH NONUNION	S82044M
DX_FRACTURE	FRACTURES	DX10	S82.044N	NONDISPLACED COMMUNUTED FRACTURE OF RIGHT PATELLA, SUBSEQUENT ENCOUNTER FOR OPEN FRACTURE TYPE IIIA, IIIB, OR IIIC WITH NONUNION	S82044N
DX_FRACTURE	FRACTURES	DX10	S82.044P	NONDISPLACED COMMUNUTED FRACTURE OF RIGHT PATELLA, SUBSEQUENT ENCOUNTER FOR CLOSED FRACTURE WITH MALUNION	S82044P
DX_FRACTURE	FRACTURES	DX10	S82.044Q	NONDISPLACED COMMUNUTED FRACTURE OF RIGHT PATELLA, SUBSEQUENT ENCOUNTER FOR OPEN FRACTURE TYPE I OR II WITH MALUNION	S82044Q
DX_FRACTURE	FRACTURES	DX10	S82.044R	NONDISPLACED COMMUNUTED FRACTURE OF RIGHT PATELLA, SUBSEQUENT ENCOUNTER FOR OPEN FRACTURE TYPE IIIA, IIIB, OR IIIC WITH MALUNION	S82044R
DX_FRACTURE	FRACTURES	DX10	S82.044S	NONDISPLACED COMMUNUTED FRACTURE OF RIGHT PATELLA, SEQUELA	S82044S
DX_FRACTURE	FRACTURES	DX10	S82.045	NONDISPLACED COMMUNUTED FRACTURE OF LEFT PATELLA	S82045
DX_FRACTURE	FRACTURES	DX10	S82.045A	NONDISPLACED COMMUNUTED FRACTURE OF LEFT PATELLA, INITIAL ENCOUNTER FOR CLOSED FRACTURE	S82045A
DX_FRACTURE	FRACTURES	DX10	S82.045B	NONDISPLACED COMMUNUTED FRACTURE OF LEFT PATELLA, INITIAL ENCOUNTER FOR OPEN FRACTURE TYPE I OR II	S82045B

Boehringer Ingelheim
Statistical and Epidemiological Analysis Plan (SEAP) for Non-Interventional Study
(NIS)
BI Study Number 1245-0228

Proprietary confidential information © 2023 Boehringer Ingelheim International GmbH or one or more of its affiliated companies

DX_FRACTURE	FRACTURES	DX10	S82.045C	NONDISPLACED COMMINUTED FRACTURE OF LEFT PATELLA, INITIAL ENCOUNTER FOR OPEN FRACTURE TYPE IIIA, IIIB, OR IIIC	S82045C
DX_FRACTURE	FRACTURES	DX10	S82.045D	NONDISPLACED COMMUNUTED FRACTURE OF LEFT PATELLA, SUBSEQUENT ENCOUNTER FOR CLOSED FRACTURE WITH ROUTINE HEALING	S82045D
DX_FRACTURE	FRACTURES	DX10	S82.045E	NONDISPLACED COMMUNUTED FRACTURE OF LEFT PATELLA, SUBSEQUENT ENCOUNTER FOR OPEN FRACTURE TYPE I OR II WITH ROUTINE HEALING	S82045E
DX_FRACTURE	FRACTURES	DX10	S82.045F	NONDISPLACED COMMUNUTED FRACTURE OF LEFT PATELLA, SUBSEQUENT ENCOUNTER FOR OPEN FRACTURE TYPE IIIA, IIIB, OR IIIC WITH ROUTINE HEALING	S82045F
DX_FRACTURE	FRACTURES	DX10	S82.045G	NONDISPLACED COMMUNUTED FRACTURE OF LEFT PATELLA, SUBSEQUENT ENCOUNTER FOR CLOSED FRACTURE WITH DELAYED HEALING	S82045G
DX_FRACTURE	FRACTURES	DX10	S82.045H	NONDISPLACED COMMUNUTED FRACTURE OF LEFT PATELLA, SUBSEQUENT ENCOUNTER FOR OPEN FRACTURE TYPE I OR II WITH DELAYED HEALING	S82045H
DX_FRACTURE	FRACTURES	DX10	S82.045J	NONDISPLACED COMMUNUTED FRACTURE OF LEFT PATELLA, SUBSEQUENT ENCOUNTER FOR OPEN FRACTURE TYPE IIIA, IIIB, OR IIIC WITH DELAYED HEALING	S82045J
DX_FRACTURE	FRACTURES	DX10	S82.045K	NONDISPLACED COMMUNUTED FRACTURE OF LEFT PATELLA, SUBSEQUENT ENCOUNTER FOR CLOSED FRACTURE WITH NONUNION	S82045K
DX_FRACTURE	FRACTURES	DX10	S82.045M	NONDISPLACED COMMUNUTED FRACTURE OF LEFT PATELLA, SUBSEQUENT ENCOUNTER FOR OPEN FRACTURE TYPE I OR II WITH NONUNION	S82045M
DX_FRACTURE	FRACTURES	DX10	S82.045N	NONDISPLACED COMMUNUTED FRACTURE OF LEFT PATELLA, SUBSEQUENT ENCOUNTER FOR OPEN FRACTURE TYPE IIIA, IIIB, OR IIIC WITH NONUNION	S82045N
DX_FRACTURE	FRACTURES	DX10	S82.045P	NONDISPLACED COMMUNUTED FRACTURE OF LEFT PATELLA, SUBSEQUENT ENCOUNTER FOR CLOSED FRACTURE WITH MALUNION	S82045P
DX_FRACTURE	FRACTURES	DX10	S82.045Q	NONDISPLACED COMMUNUTED FRACTURE OF LEFT PATELLA, SUBSEQUENT ENCOUNTER FOR OPEN FRACTURE TYPE I OR II WITH MALUNION	S82045Q
DX_FRACTURE	FRACTURES	DX10	S82.045R	NONDISPLACED COMMUNUTED FRACTURE OF LEFT PATELLA, SUBSEQUENT ENCOUNTER FOR OPEN FRACTURE TYPE IIIA, IIIB, OR IIIC WITH MALUNION	S82045R
DX_FRACTURE	FRACTURES	DX10	S82.045S	NONDISPLACED COMMUNUTED FRACTURE OF LEFT PATELLA, SEQUELA	S82045S
DX_FRACTURE	FRACTURES	DX10	S82.046	NONDISPLACED COMMUNUTED FRACTURE OF UNSPECIFIED PATELLA	S82046
DX_FRACTURE	FRACTURES	DX10	S82.046A	NONDISPLACED COMMUNUTED FRACTURE OF UNSPECIFIED PATELLA, INITIAL ENCOUNTER FOR CLOSED FRACTURE	S82046A
DX_FRACTURE	FRACTURES	DX10	S82.046B	NONDISPLACED COMMUNUTED FRACTURE OF UNSPECIFIED PATELLA, INITIAL ENCOUNTER FOR OPEN FRACTURE TYPE I OR II	S82046B
DX_FRACTURE	FRACTURES	DX10	S82.046C	NONDISPLACED COMMUNUTED FRACTURE OF UNSPECIFIED PATELLA, INITIAL ENCOUNTER FOR OPEN FRACTURE TYPE IIIA, IIIB, OR IIIC	S82046C
DX_FRACTURE	FRACTURES	DX10	S82.046D	NONDISPLACED COMMUNUTED FRACTURE OF UNSPECIFIED PATELLA, SUBSEQUENT ENCOUNTER FOR CLOSED FRACTURE WITH ROUTINE HEALING	S82046D
DX_FRACTURE	FRACTURES	DX10	S82.046E	NONDISPLACED COMMUNUTED FRACTURE OF UNSPECIFIED PATELLA, SUBSEQUENT ENCOUNTER FOR OPEN FRACTURE TYPE I OR II WITH ROUTINE HEALING	S82046E
DX_FRACTURE	FRACTURES	DX10	S82.046F	NONDISPLACED COMMUNUTED FRACTURE OF UNSPECIFIED PATELLA, SUBSEQUENT ENCOUNTER FOR OPEN FRACTURE TYPE IIIA, IIIB, OR IIIC WITH ROUTINE HEALING	S82046F
DX_FRACTURE	FRACTURES	DX10	S82.046G	NONDISPLACED COMMUNUTED FRACTURE OF UNSPECIFIED PATELLA, SUBSEQUENT ENCOUNTER FOR CLOSED FRACTURE WITH DELAYED HEALING	S82046G
DX_FRACTURE	FRACTURES	DX10	S82.046H	NONDISPLACED COMMUNUTED FRACTURE OF UNSPECIFIED PATELLA, SUBSEQUENT ENCOUNTER FOR OPEN FRACTURE TYPE I OR II WITH DELAYED HEALING	S82046H
DX_FRACTURE	FRACTURES	DX10	S82.046J	NONDISPLACED COMMUNUTED FRACTURE OF UNSPECIFIED PATELLA, SUBSEQUENT ENCOUNTER FOR OPEN FRACTURE TYPE IIIA, IIIB, OR IIIC WITH DELAYED HEALING	S82046J
DX_FRACTURE	FRACTURES	DX10	S82.046K	NONDISPLACED COMMUNUTED FRACTURE OF UNSPECIFIED PATELLA, SUBSEQUENT ENCOUNTER FOR CLOSED FRACTURE WITH NONUNION	S82046K
DX_FRACTURE	FRACTURES	DX10	S82.046M	NONDISPLACED COMMUNUTED FRACTURE OF UNSPECIFIED PATELLA, SUBSEQUENT ENCOUNTER FOR OPEN FRACTURE TYPE I OR II WITH NONUNION	S82046M
DX_FRACTURE	FRACTURES	DX10	S82.046N	NONDISPLACED COMMUNUTED FRACTURE OF UNSPECIFIED PATELLA, SUBSEQUENT ENCOUNTER FOR OPEN FRACTURE TYPE IIIA, IIIB, OR IIIC WITH NONUNION	S82046N
DX_FRACTURE	FRACTURES	DX10	S82.046P	NONDISPLACED COMMUNUTED FRACTURE OF UNSPECIFIED PATELLA, SUBSEQUENT ENCOUNTER FOR CLOSED FRACTURE WITH MALUNION	S82046P
DX_FRACTURE	FRACTURES	DX10	S82.046Q	NONDISPLACED COMMUNUTED FRACTURE OF UNSPECIFIED PATELLA, SUBSEQUENT ENCOUNTER FOR OPEN FRACTURE TYPE I OR II WITH MALUNION	S82046Q
DX_FRACTURE	FRACTURES	DX10	S82.046R	NONDISPLACED COMMUNUTED FRACTURE OF UNSPECIFIED PATELLA, SUBSEQUENT ENCOUNTER FOR OPEN FRACTURE TYPE IIIA, IIIB, OR IIIC WITH MALUNION	S82046R
DX_FRACTURE	FRACTURES	DX10	S82.046S	NONDISPLACED COMMUNUTED FRACTURE OF UNSPECIFIED PATELLA, SEQUELA	S82046S
DX_FRACTURE	FRACTURES	DX10	S82.09	OTHER FRACTURE OF PATELLA	S8209
DX_FRACTURE	FRACTURES	DX10	S82.091	OTHER FRACTURE OF RIGHT PATELLA	S82091
DX_FRACTURE	FRACTURES	DX10	S82.091A	OTHER FRACTURE OF RIGHT PATELLA, INITIAL ENCOUNTER FOR CLOSED FRACTURE	S82091A
DX_FRACTURE	FRACTURES	DX10	S82.091B	OTHER FRACTURE OF RIGHT PATELLA, INITIAL ENCOUNTER FOR OPEN FRACTURE TYPE I OR II	S82091B
DX_FRACTURE	FRACTURES	DX10	S82.091C	OTHER FRACTURE OF RIGHT PATELLA, INITIAL ENCOUNTER FOR OPEN FRACTURE TYPE IIIA, IIIB, OR IIIC	S82091C
DX_FRACTURE	FRACTURES	DX10	S82.091D	OTHER FRACTURE OF RIGHT PATELLA, SUBSEQUENT ENCOUNTER FOR CLOSED FRACTURE WITH ROUTINE HEALING	S82091D
DX_FRACTURE	FRACTURES	DX10	S82.091E	OTHER FRACTURE OF RIGHT PATELLA, SUBSEQUENT ENCOUNTER FOR OPEN FRACTURE TYPE I OR II WITH ROUTINE HEALING	S82091E
DX_FRACTURE	FRACTURES	DX10	S82.091F	OTHER FRACTURE OF RIGHT PATELLA, SUBSEQUENT ENCOUNTER FOR OPEN FRACTURE TYPE IIIA, IIIB, OR IIIC WITH ROUTINE HEALING	S82091F
DX_FRACTURE	FRACTURES	DX10	S82.091G	OTHER FRACTURE OF RIGHT PATELLA, SUBSEQUENT ENCOUNTER FOR CLOSED FRACTURE WITH DELAYED HEALING	S82091G
DX_FRACTURE	FRACTURES	DX10	S82.091H	OTHER FRACTURE OF RIGHT PATELLA, SUBSEQUENT ENCOUNTER FOR OPEN FRACTURE TYPE I OR II WITH DELAYED HEALING	S82091H
DX_FRACTURE	FRACTURES	DX10	S82.091J	OTHER FRACTURE OF RIGHT PATELLA, SUBSEQUENT ENCOUNTER FOR OPEN FRACTURE TYPE IIIA, IIIB, OR IIIC WITH DELAYED HEALING	S82091J
DX_FRACTURE	FRACTURES	DX10	S82.091K	OTHER FRACTURE OF RIGHT PATELLA, SUBSEQUENT ENCOUNTER FOR CLOSED FRACTURE WITH NONUNION	S82091K
DX_FRACTURE	FRACTURES	DX10	S82.091M	OTHER FRACTURE OF RIGHT PATELLA, SUBSEQUENT ENCOUNTER FOR OPEN FRACTURE TYPE I OR II WITH NONUNION	S82091M
DX_FRACTURE	FRACTURES	DX10	S82.091N	OTHER FRACTURE OF RIGHT PATELLA, SUBSEQUENT ENCOUNTER FOR OPEN FRACTURE TYPE IIIA, IIIB, OR IIIC WITH NONUNION	S82091N
DX_FRACTURE	FRACTURES	DX10	S82.091P	OTHER FRACTURE OF RIGHT PATELLA, SUBSEQUENT ENCOUNTER FOR CLOSED FRACTURE WITH MALUNION	S82091P
DX_FRACTURE	FRACTURES	DX10	S82.091Q	OTHER FRACTURE OF RIGHT PATELLA, SUBSEQUENT ENCOUNTER FOR OPEN FRACTURE TYPE I OR II WITH MALUNION	S82091Q
DX_FRACTURE	FRACTURES	DX10	S82.091R	OTHER FRACTURE OF RIGHT PATELLA, SUBSEQUENT ENCOUNTER FOR OPEN FRACTURE TYPE IIIA, IIIB, OR IIIC WITH MALUNION	S82091R
DX_FRACTURE	FRACTURES	DX10	S82.091S	OTHER FRACTURE OF RIGHT PATELLA, SEQUELA	S82091S
DX_FRACTURE	FRACTURES	DX10	S82.092	OTHER FRACTURE OF LEFT PATELLA	S82092
DX_FRACTURE	FRACTURES	DX10	S82.092A	OTHER FRACTURE OF LEFT PATELLA, INITIAL ENCOUNTER FOR CLOSED FRACTURE	S82092A
DX_FRACTURE	FRACTURES	DX10	S82.092B	OTHER FRACTURE OF LEFT PATELLA, INITIAL ENCOUNTER FOR OPEN FRACTURE TYPE I OR II	S82092B
DX_FRACTURE	FRACTURES	DX10	S82.092C	OTHER FRACTURE OF LEFT PATELLA, INITIAL ENCOUNTER FOR OPEN FRACTURE TYPE IIIA, IIIB, OR IIIC	S82092C

Boehringer Ingelheim
Statistical and Epidemiological Analysis Plan (SEAP) for Non-Interventional Study
(NIS)
BI Study Number 1245-0228

Proprietary confidential information © 2023 Boehringer Ingelheim International GmbH or one or more of its affiliated companies

DX_FRACTURE	FRACTURES	DX10	S82.092D	OTHER FRACTURE OF LEFT PATELLA, SUBSEQUENT ENCOUNTER FOR CLOSED FRACTURE WITH ROUTINE HEALING	S82092D
DX_FRACTURE	FRACTURES	DX10	S82.092E	OTHER FRACTURE OF LEFT PATELLA, SUBSEQUENT ENCOUNTER FOR OPEN FRACTURE TYPE I OR II WITH ROUTINE HEALING	S82092E
DX_FRACTURE	FRACTURES	DX10	S82.092F	OTHER FRACTURE OF LEFT PATELLA, SUBSEQUENT ENCOUNTER FOR OPEN FRACTURE TYPE IIIA, IIIB, OR IIIC WITH ROUTINE HEALING	S82092F
DX_FRACTURE	FRACTURES	DX10	S82.092G	OTHER FRACTURE OF LEFT PATELLA, SUBSEQUENT ENCOUNTER FOR CLOSED FRACTURE WITH DELAYED HEALING	S82092G
DX_FRACTURE	FRACTURES	DX10	S82.092H	OTHER FRACTURE OF LEFT PATELLA, SUBSEQUENT ENCOUNTER FOR OPEN FRACTURE TYPE I OR II WITH DELAYED HEALING	S82092H
DX_FRACTURE	FRACTURES	DX10	S82.092J	OTHER FRACTURE OF LEFT PATELLA, SUBSEQUENT ENCOUNTER FOR OPEN FRACTURE TYPE IIIA, IIIB, OR IIIC WITH DELAYED HEALING	S82092J
DX_FRACTURE	FRACTURES	DX10	S82.092K	OTHER FRACTURE OF LEFT PATELLA, SUBSEQUENT ENCOUNTER FOR CLOSED FRACTURE WITH NONUNION	S82092K
DX_FRACTURE	FRACTURES	DX10	S82.092M	OTHER FRACTURE OF LEFT PATELLA, SUBSEQUENT ENCOUNTER FOR OPEN FRACTURE TYPE I OR II WITH NONUNION	S82092M
DX_FRACTURE	FRACTURES	DX10	S82.092N	OTHER FRACTURE OF LEFT PATELLA, SUBSEQUENT ENCOUNTER FOR OPEN FRACTURE TYPE IIIA, IIIB, OR IIIC WITH NONUNION	S82092N
DX_FRACTURE	FRACTURES	DX10	S82.092P	OTHER FRACTURE OF LEFT PATELLA, SUBSEQUENT ENCOUNTER FOR CLOSED FRACTURE WITH MALUNION	S82092P
DX_FRACTURE	FRACTURES	DX10	S82.092Q	OTHER FRACTURE OF LEFT PATELLA, SUBSEQUENT ENCOUNTER FOR OPEN FRACTURE TYPE I OR II WITH MALUNION	S82092Q
DX_FRACTURE	FRACTURES	DX10	S82.092R	OTHER FRACTURE OF LEFT PATELLA, SUBSEQUENT ENCOUNTER FOR OPEN FRACTURE TYPE IIIA, IIIB, OR IIIC WITH MALUNION	S82092R
DX_FRACTURE	FRACTURES	DX10	S82.092S	OTHER FRACTURE OF LEFT PATELLA, SEQUELA	S82092S
DX_FRACTURE	FRACTURES	DX10	S82.099	OTHER FRACTURE OF UNSPECIFIED PATELLA	S82099
DX_FRACTURE	FRACTURES	DX10	S82.099A	OTHER FRACTURE OF UNSPECIFIED PATELLA, INITIAL ENCOUNTER FOR CLOSED FRACTURE	S82099A
DX_FRACTURE	FRACTURES	DX10	S82.099B	OTHER FRACTURE OF UNSPECIFIED PATELLA, INITIAL ENCOUNTER FOR OPEN FRACTURE TYPE I OR II	S82099B
DX_FRACTURE	FRACTURES	DX10	S82.099C	OTHER FRACTURE OF UNSPECIFIED PATELLA, INITIAL ENCOUNTER FOR OPEN FRACTURE TYPE IIIA, IIIB, OR IIIC	S82099C
DX_FRACTURE	FRACTURES	DX10	S82.099D	OTHER FRACTURE OF UNSPECIFIED PATELLA, SUBSEQUENT ENCOUNTER FOR CLOSED FRACTURE WITH ROUTINE HEALING	S82099D
DX_FRACTURE	FRACTURES	DX10	S82.099E	OTHER FRACTURE OF UNSPECIFIED PATELLA, SUBSEQUENT ENCOUNTER FOR OPEN FRACTURE TYPE I OR II WITH ROUTINE HEALING	S82099E
DX_FRACTURE	FRACTURES	DX10	S82.099F	OTHER FRACTURE OF UNSPECIFIED PATELLA, SUBSEQUENT ENCOUNTER FOR OPEN FRACTURE TYPE IIIA, IIIB, OR IIIC WITH ROUTINE HEALING	S82099F
DX_FRACTURE	FRACTURES	DX10	S82.099G	OTHER FRACTURE OF UNSPECIFIED PATELLA, SUBSEQUENT ENCOUNTER FOR CLOSED FRACTURE WITH DELAYED HEALING	S82099G
DX_FRACTURE	FRACTURES	DX10	S82.099H	OTHER FRACTURE OF UNSPECIFIED PATELLA, SUBSEQUENT ENCOUNTER FOR OPEN FRACTURE TYPE I OR II WITH DELAYED HEALING	S82099H
DX_FRACTURE	FRACTURES	DX10	S82.099J	OTHER FRACTURE OF UNSPECIFIED PATELLA, SUBSEQUENT ENCOUNTER FOR OPEN FRACTURE TYPE IIIA, IIIB, OR IIIC WITH DELAYED HEALING	S82099J
DX_FRACTURE	FRACTURES	DX10	S82.099K	OTHER FRACTURE OF UNSPECIFIED PATELLA, SUBSEQUENT ENCOUNTER FOR CLOSED FRACTURE WITH NONUNION	S82099K
DX_FRACTURE	FRACTURES	DX10	S82.099M	OTHER FRACTURE OF UNSPECIFIED PATELLA, SUBSEQUENT ENCOUNTER FOR OPEN FRACTURE TYPE I OR II WITH NONUNION	S82099M
DX_FRACTURE	FRACTURES	DX10	S82.099N	OTHER FRACTURE OF UNSPECIFIED PATELLA, SUBSEQUENT ENCOUNTER FOR OPEN FRACTURE TYPE IIIA, IIIB, OR IIIC WITH NONUNION	S82099N
DX_FRACTURE	FRACTURES	DX10	S82.099P	OTHER FRACTURE OF UNSPECIFIED PATELLA, SUBSEQUENT ENCOUNTER FOR CLOSED FRACTURE WITH MALUNION	S82099P
DX_FRACTURE	FRACTURES	DX10	S82.099Q	OTHER FRACTURE OF UNSPECIFIED PATELLA, SUBSEQUENT ENCOUNTER FOR OPEN FRACTURE TYPE I OR II WITH MALUNION	S82099Q
DX_FRACTURE	FRACTURES	DX10	S82.099R	OTHER FRACTURE OF UNSPECIFIED PATELLA, SUBSEQUENT ENCOUNTER FOR OPEN FRACTURE TYPE IIIA, IIIB, OR IIIC WITH MALUNION	S82099R
DX_FRACTURE	FRACTURES	DX10	S82.099S	OTHER FRACTURE OF UNSPECIFIED PATELLA, SEQUELA	S82099S
DX_FRACTURE	FRACTURES	DX10	S82.1	FRACTURE OF UPPER END OF TIBIA	S821
DX_FRACTURE	FRACTURES	DX10	S82.10	UNSPECIFIED FRACTURE OF UPPER END OF TIBIA	S8210
DX_FRACTURE	FRACTURES	DX10	S82.101	UNSPECIFIED FRACTURE OF UPPER END OF RIGHT TIBIA	S82101
DX_FRACTURE	FRACTURES	DX10	S82.101A	UNSPECIFIED FRACTURE OF UPPER END OF RIGHT TIBIA, INITIAL ENCOUNTER FOR CLOSED FRACTURE	S82101A
DX_FRACTURE	FRACTURES	DX10	S82.101B	UNSPECIFIED FRACTURE OF UPPER END OF RIGHT TIBIA, INITIAL ENCOUNTER FOR OPEN FRACTURE TYPE I OR II	S82101B
DX_FRACTURE	FRACTURES	DX10	S82.101C	UNSPECIFIED FRACTURE OF UPPER END OF RIGHT TIBIA, INITIAL ENCOUNTER FOR OPEN FRACTURE TYPE IIIA, IIIB, OR IIIC	S82101C
DX_FRACTURE	FRACTURES	DX10	S82.101D	UNSPECIFIED FRACTURE OF UPPER END OF RIGHT TIBIA, SUBSEQUENT ENCOUNTER FOR CLOSED FRACTURE WITH ROUTINE HEALING	S82101D
DX_FRACTURE	FRACTURES	DX10	S82.101E	UNSPECIFIED FRACTURE OF UPPER END OF RIGHT TIBIA, SUBSEQUENT ENCOUNTER FOR OPEN FRACTURE TYPE I OR II WITH ROUTINE HEALING	S82101E
DX_FRACTURE	FRACTURES	DX10	S82.101F	UNSPECIFIED FRACTURE OF UPPER END OF RIGHT TIBIA, SUBSEQUENT ENCOUNTER FOR OPEN FRACTURE TYPE IIIA, IIIB, OR IIIC WITH ROUTINE HEALING	S82101F
DX_FRACTURE	FRACTURES	DX10	S82.101G	UNSPECIFIED FRACTURE OF UPPER END OF RIGHT TIBIA, SUBSEQUENT ENCOUNTER FOR CLOSED FRACTURE WITH DELAYED HEALING	S82101G
DX_FRACTURE	FRACTURES	DX10	S82.101H	UNSPECIFIED FRACTURE OF UPPER END OF RIGHT TIBIA, SUBSEQUENT ENCOUNTER FOR OPEN FRACTURE TYPE I OR II WITH DELAYED HEALING	S82101H
DX_FRACTURE	FRACTURES	DX10	S82.101J	UNSPECIFIED FRACTURE OF UPPER END OF RIGHT TIBIA, SUBSEQUENT ENCOUNTER FOR OPEN FRACTURE TYPE IIIA, IIIB, OR IIIC WITH DELAYED HEALING	S82101J
DX_FRACTURE	FRACTURES	DX10	S82.101K	UNSPECIFIED FRACTURE OF UPPER END OF RIGHT TIBIA, SUBSEQUENT ENCOUNTER FOR CLOSED FRACTURE WITH NONUNION	S82101K
DX_FRACTURE	FRACTURES	DX10	S82.101M	UNSPECIFIED FRACTURE OF UPPER END OF RIGHT TIBIA, SUBSEQUENT ENCOUNTER FOR OPEN FRACTURE TYPE I OR II WITH NONUNION	S82101M
DX_FRACTURE	FRACTURES	DX10	S82.101N	UNSPECIFIED FRACTURE OF UPPER END OF RIGHT TIBIA, SUBSEQUENT ENCOUNTER FOR OPEN FRACTURE TYPE IIIA, IIIB, OR IIIC WITH NONUNION	S82101N
DX_FRACTURE	FRACTURES	DX10	S82.101P	UNSPECIFIED FRACTURE OF UPPER END OF RIGHT TIBIA, SUBSEQUENT ENCOUNTER FOR CLOSED FRACTURE WITH MALUNION	S82101P
DX_FRACTURE	FRACTURES	DX10	S82.101Q	UNSPECIFIED FRACTURE OF UPPER END OF RIGHT TIBIA, SUBSEQUENT ENCOUNTER FOR OPEN FRACTURE TYPE I OR II WITH MALUNION	S82101Q
DX_FRACTURE	FRACTURES	DX10	S82.101R	UNSPECIFIED FRACTURE OF UPPER END OF RIGHT TIBIA, SUBSEQUENT ENCOUNTER FOR OPEN FRACTURE TYPE IIIA, IIIB, OR IIIC WITH MALUNION	S82101R
DX_FRACTURE	FRACTURES	DX10	S82.101S	UNSPECIFIED FRACTURE OF UPPER END OF RIGHT TIBIA, SEQUELA	S82101S
DX_FRACTURE	FRACTURES	DX10	S82.102	UNSPECIFIED FRACTURE OF UPPER END OF LEFT TIBIA	S82102
DX_FRACTURE	FRACTURES	DX10	S82.102A	UNSPECIFIED FRACTURE OF UPPER END OF LEFT TIBIA, INITIAL ENCOUNTER FOR CLOSED FRACTURE	S82102A
DX_FRACTURE	FRACTURES	DX10	S82.102B	UNSPECIFIED FRACTURE OF UPPER END OF LEFT TIBIA, INITIAL ENCOUNTER FOR OPEN FRACTURE TYPE I OR II	S82102B
DX_FRACTURE	FRACTURES	DX10	S82.102C	UNSPECIFIED FRACTURE OF UPPER END OF LEFT TIBIA, INITIAL ENCOUNTER FOR OPEN FRACTURE TYPE IIIA, IIIB, OR IIIC	S82102C

Boehringer Ingelheim
Statistical and Epidemiological Analysis Plan (SEAP) for Non-Interventional Study
(NIS)
BI Study Number 1245-0228

Proprietary confidential information © 2023 Boehringer Ingelheim International GmbH or one or more of its affiliated companies

DX_FRACTURE	FRACTURES	DX10	S82.102D	UNSPECIFIED FRACTURE OF UPPER END OF LEFT TIBIA, SUBSEQUENT ENCOUNTER FOR CLOSED FRACTURE WITH ROUTINE HEALING	S82102D
DX_FRACTURE	FRACTURES	DX10	S82.102E	UNSPECIFIED FRACTURE OF UPPER END OF LEFT TIBIA, SUBSEQUENT ENCOUNTER FOR OPEN FRACTURE TYPE I OR II WITH ROUTINE HEALING	S82102E
DX_FRACTURE	FRACTURES	DX10	S82.102F	UNSPECIFIED FRACTURE OF UPPER END OF LEFT TIBIA, SUBSEQUENT ENCOUNTER FOR OPEN FRACTURE TYPE IIIA, IIIB, OR IIIC WITH ROUTINE HEALING	S82102F
DX_FRACTURE	FRACTURES	DX10	S82.102G	UNSPECIFIED FRACTURE OF UPPER END OF LEFT TIBIA, SUBSEQUENT ENCOUNTER FOR CLOSED FRACTURE WITH DELAYED HEALING	S82102G
DX_FRACTURE	FRACTURES	DX10	S82.102H	UNSPECIFIED FRACTURE OF UPPER END OF LEFT TIBIA, SUBSEQUENT ENCOUNTER FOR OPEN FRACTURE TYPE I OR II WITH DELAYED HEALING	S82102H
DX_FRACTURE	FRACTURES	DX10	S82.102J	UNSPECIFIED FRACTURE OF UPPER END OF LEFT TIBIA, SUBSEQUENT ENCOUNTER FOR OPEN FRACTURE TYPE IIIA, IIIB, OR IIIC WITH DELAYED HEALING	S82102J
DX_FRACTURE	FRACTURES	DX10	S82.102K	UNSPECIFIED FRACTURE OF UPPER END OF LEFT TIBIA, SUBSEQUENT ENCOUNTER FOR CLOSED FRACTURE WITH NONUNION	S82102K
DX_FRACTURE	FRACTURES	DX10	S82.102M	UNSPECIFIED FRACTURE OF UPPER END OF LEFT TIBIA, SUBSEQUENT ENCOUNTER FOR OPEN FRACTURE TYPE I OR II WITH NONUNION	S82102M
DX_FRACTURE	FRACTURES	DX10	S82.102N	UNSPECIFIED FRACTURE OF UPPER END OF LEFT TIBIA, SUBSEQUENT ENCOUNTER FOR OPEN FRACTURE TYPE IIIA, IIIB, OR IIIC WITH NONUNION	S82102N
DX_FRACTURE	FRACTURES	DX10	S82.102P	UNSPECIFIED FRACTURE OF UPPER END OF LEFT TIBIA, SUBSEQUENT ENCOUNTER FOR CLOSED FRACTURE WITH MALUNION	S82102P
DX_FRACTURE	FRACTURES	DX10	S82.102Q	UNSPECIFIED FRACTURE OF UPPER END OF LEFT TIBIA, SUBSEQUENT ENCOUNTER FOR OPEN FRACTURE TYPE I OR II WITH MALUNION	S82102Q
DX_FRACTURE	FRACTURES	DX10	S82.102R	UNSPECIFIED FRACTURE OF UPPER END OF LEFT TIBIA, SUBSEQUENT ENCOUNTER FOR OPEN FRACTURE TYPE IIIA, IIIB, OR IIIC WITH MALUNION	S82102R
DX_FRACTURE	FRACTURES	DX10	S82.102S	UNSPECIFIED FRACTURE OF UPPER END OF LEFT TIBIA, SEQUELA	S82102S
DX_FRACTURE	FRACTURES	DX10	S82.109	UNSPECIFIED FRACTURE OF UPPER END OF UNSPECIFIED TIBIA	S82109
DX_FRACTURE	FRACTURES	DX10	S82.109A	UNSPECIFIED FRACTURE OF UPPER END OF UNSPECIFIED TIBIA, INITIAL ENCOUNTER FOR CLOSED FRACTURE	S82109A
DX_FRACTURE	FRACTURES	DX10	S82.109B	UNSPECIFIED FRACTURE OF UPPER END OF UNSPECIFIED TIBIA, INITIAL ENCOUNTER FOR OPEN FRACTURE TYPE I OR II	S82109B
DX_FRACTURE	FRACTURES	DX10	S82.109C	UNSPECIFIED FRACTURE OF UPPER END OF UNSPECIFIED TIBIA, INITIAL ENCOUNTER FOR OPEN FRACTURE TYPE IIIA, IIIB, OR IIIC	S82109C
DX_FRACTURE	FRACTURES	DX10	S82.109D	UNSPECIFIED FRACTURE OF UPPER END OF UNSPECIFIED TIBIA, SUBSEQUENT ENCOUNTER FOR CLOSED FRACTURE WITH ROUTINE HEALING	S82109D
DX_FRACTURE	FRACTURES	DX10	S82.109E	UNSPECIFIED FRACTURE OF UPPER END OF UNSPECIFIED TIBIA, SUBSEQUENT ENCOUNTER FOR OPEN FRACTURE TYPE I OR II WITH ROUTINE HEALING	S82109E
DX_FRACTURE	FRACTURES	DX10	S82.109F	UNSPECIFIED FRACTURE OF UPPER END OF UNSPECIFIED TIBIA, SUBSEQUENT ENCOUNTER FOR OPEN FRACTURE TYPE IIIA, IIIB, OR IIIC WITH ROUTINE HEALING	S82109F
DX_FRACTURE	FRACTURES	DX10	S82.109G	UNSPECIFIED FRACTURE OF UPPER END OF UNSPECIFIED TIBIA, SUBSEQUENT ENCOUNTER FOR CLOSED FRACTURE WITH DELAYED HEALING	S82109G
DX_FRACTURE	FRACTURES	DX10	S82.109H	UNSPECIFIED FRACTURE OF UPPER END OF UNSPECIFIED TIBIA, SUBSEQUENT ENCOUNTER FOR OPEN FRACTURE TYPE I OR II WITH DELAYED HEALING	S82109H
DX_FRACTURE	FRACTURES	DX10	S82.109J	UNSPECIFIED FRACTURE OF UPPER END OF UNSPECIFIED TIBIA, SUBSEQUENT ENCOUNTER FOR OPEN FRACTURE TYPE IIIA, IIIB, OR IIIC WITH DELAYED HEALING	S82109J
DX_FRACTURE	FRACTURES	DX10	S82.109K	UNSPECIFIED FRACTURE OF UPPER END OF UNSPECIFIED TIBIA, SUBSEQUENT ENCOUNTER FOR CLOSED FRACTURE WITH NONUNION	S82109K
DX_FRACTURE	FRACTURES	DX10	S82.109M	UNSPECIFIED FRACTURE OF UPPER END OF UNSPECIFIED TIBIA, SUBSEQUENT ENCOUNTER FOR OPEN FRACTURE TYPE I OR II WITH NONUNION	S82109M
DX_FRACTURE	FRACTURES	DX10	S82.109N	UNSPECIFIED FRACTURE OF UPPER END OF UNSPECIFIED TIBIA, SUBSEQUENT ENCOUNTER FOR OPEN FRACTURE TYPE IIIA, IIIB, OR IIIC WITH NONUNION	S82109N
DX_FRACTURE	FRACTURES	DX10	S82.109P	UNSPECIFIED FRACTURE OF UPPER END OF UNSPECIFIED TIBIA, SUBSEQUENT ENCOUNTER FOR CLOSED FRACTURE WITH MALUNION	S82109P
DX_FRACTURE	FRACTURES	DX10	S82.109Q	UNSPECIFIED FRACTURE OF UPPER END OF UNSPECIFIED TIBIA, SUBSEQUENT ENCOUNTER FOR OPEN FRACTURE TYPE I OR II WITH MALUNION	S82109Q
DX_FRACTURE	FRACTURES	DX10	S82.109R	UNSPECIFIED FRACTURE OF UPPER END OF UNSPECIFIED TIBIA, SUBSEQUENT ENCOUNTER FOR OPEN FRACTURE TYPE IIIA, IIIB, OR IIIC WITH MALUNION	S82109R
DX_FRACTURE	FRACTURES	DX10	S82.109S	UNSPECIFIED FRACTURE OF UPPER END OF UNSPECIFIED TIBIA, SEQUELA	S82109S
DX_FRACTURE	FRACTURES	DX10	S82.11	FRACTURE OF TIBIAL SPINE	S8211
DX_FRACTURE	FRACTURES	DX10	S82.111	DISPLACED FRACTURE OF RIGHT TIBIAL SPINE	S82111
DX_FRACTURE	FRACTURES	DX10	S82.111A	DISPLACED FRACTURE OF RIGHT TIBIAL SPINE, INITIAL ENCOUNTER FOR CLOSED FRACTURE	S82111A
DX_FRACTURE	FRACTURES	DX10	S82.111B	DISPLACED FRACTURE OF RIGHT TIBIAL SPINE, INITIAL ENCOUNTER FOR OPEN FRACTURE TYPE I OR II	S82111B
DX_FRACTURE	FRACTURES	DX10	S82.111C	DISPLACED FRACTURE OF RIGHT TIBIAL SPINE, INITIAL ENCOUNTER FOR OPEN FRACTURE TYPE IIIA, IIIB, OR IIIC	S82111C
DX_FRACTURE	FRACTURES	DX10	S82.111D	DISPLACED FRACTURE OF RIGHT TIBIAL SPINE, SUBSEQUENT ENCOUNTER FOR CLOSED FRACTURE WITH ROUTINE HEALING	S82111D
DX_FRACTURE	FRACTURES	DX10	S82.111E	DISPLACED FRACTURE OF RIGHT TIBIAL SPINE, SUBSEQUENT ENCOUNTER FOR OPEN FRACTURE TYPE I OR II WITH ROUTINE HEALING	S82111E
DX_FRACTURE	FRACTURES	DX10	S82.111F	DISPLACED FRACTURE OF RIGHT TIBIAL SPINE, SUBSEQUENT ENCOUNTER FOR OPEN FRACTURE TYPE IIIA, IIIB, OR IIIC WITH ROUTINE HEALING	S82111F
DX_FRACTURE	FRACTURES	DX10	S82.111G	DISPLACED FRACTURE OF RIGHT TIBIAL SPINE, SUBSEQUENT ENCOUNTER FOR CLOSED FRACTURE WITH DELAYED HEALING	S82111G
DX_FRACTURE	FRACTURES	DX10	S82.111H	DISPLACED FRACTURE OF RIGHT TIBIAL SPINE, SUBSEQUENT ENCOUNTER FOR OPEN FRACTURE TYPE I OR II WITH DELAYED HEALING	S82111H
DX_FRACTURE	FRACTURES	DX10	S82.111J	DISPLACED FRACTURE OF RIGHT TIBIAL SPINE, SUBSEQUENT ENCOUNTER FOR OPEN FRACTURE TYPE IIIA, IIIB, OR IIIC WITH DELAYED HEALING	S82111J
DX_FRACTURE	FRACTURES	DX10	S82.111K	DISPLACED FRACTURE OF RIGHT TIBIAL SPINE, SUBSEQUENT ENCOUNTER FOR CLOSED FRACTURE WITH NONUNION	S82111K
DX_FRACTURE	FRACTURES	DX10	S82.111M	DISPLACED FRACTURE OF RIGHT TIBIAL SPINE, SUBSEQUENT ENCOUNTER FOR OPEN FRACTURE TYPE I OR II WITH NONUNION	S82111M
DX_FRACTURE	FRACTURES	DX10	S82.111N	DISPLACED FRACTURE OF RIGHT TIBIAL SPINE, SUBSEQUENT ENCOUNTER FOR OPEN FRACTURE TYPE IIIA, IIIB, OR IIIC WITH NONUNION	S82111N
DX_FRACTURE	FRACTURES	DX10	S82.111P	DISPLACED FRACTURE OF RIGHT TIBIAL SPINE, SUBSEQUENT ENCOUNTER FOR CLOSED FRACTURE WITH MALUNION	S82111P
DX_FRACTURE	FRACTURES	DX10	S82.111Q	DISPLACED FRACTURE OF RIGHT TIBIAL SPINE, SUBSEQUENT ENCOUNTER FOR OPEN FRACTURE TYPE I OR II WITH MALUNION	S82111Q
DX_FRACTURE	FRACTURES	DX10	S82.111R	DISPLACED FRACTURE OF RIGHT TIBIAL SPINE, SUBSEQUENT ENCOUNTER FOR OPEN FRACTURE TYPE IIIA, IIIB, OR IIIC WITH MALUNION	S82111R
DX_FRACTURE	FRACTURES	DX10	S82.111S	DISPLACED FRACTURE OF RIGHT TIBIAL SPINE, SEQUELA	S82111S
DX_FRACTURE	FRACTURES	DX10	S82.112	DISPLACED FRACTURE OF LEFT TIBIAL SPINE	S82112
DX_FRACTURE	FRACTURES	DX10	S82.112A	DISPLACED FRACTURE OF LEFT TIBIAL SPINE, INITIAL ENCOUNTER FOR CLOSED FRACTURE	S82112A
DX_FRACTURE	FRACTURES	DX10	S82.112B	DISPLACED FRACTURE OF LEFT TIBIAL SPINE, INITIAL ENCOUNTER FOR OPEN FRACTURE TYPE I OR II	S82112B
DX_FRACTURE	FRACTURES	DX10	S82.112C	DISPLACED FRACTURE OF LEFT TIBIAL SPINE, INITIAL ENCOUNTER FOR OPEN FRACTURE TYPE IIIA, IIIB, OR IIIC	S82112C
DX_FRACTURE	FRACTURES	DX10	S82.112D	DISPLACED FRACTURE OF LEFT TIBIAL SPINE, SUBSEQUENT ENCOUNTER FOR CLOSED FRACTURE WITH ROUTINE HEALING	S82112D

Boehringer Ingelheim
Statistical and Epidemiological Analysis Plan (SEAP) for Non-Interventional Study
(NIS)
BI Study Number 1245-0228

Proprietary confidential information © 2023 Boehringer Ingelheim International GmbH or one or more of its affiliated companies

DX_FRACTURE	FRACTURES	DX10	S82.112E	DISPLACED FRACTURE OF LEFT TIBIAL SPINE, SUBSEQUENT ENCOUNTER FOR OPEN FRACTURE TYPE I OR II WITH ROUTINE HEALING	S82112E
DX_FRACTURE	FRACTURES	DX10	S82.112F	DISPLACED FRACTURE OF LEFT TIBIAL SPINE, SUBSEQUENT ENCOUNTER FOR OPEN FRACTURE TYPE IIIA, IIIB, OR IIIC WITH ROUTINE HEALING	S82112F
DX_FRACTURE	FRACTURES	DX10	S82.112G	DISPLACED FRACTURE OF LEFT TIBIAL SPINE, SUBSEQUENT ENCOUNTER FOR CLOSED FRACTURE WITH DELAYED HEALING	S82112G
DX_FRACTURE	FRACTURES	DX10	S82.112H	DISPLACED FRACTURE OF LEFT TIBIAL SPINE, SUBSEQUENT ENCOUNTER FOR OPEN FRACTURE TYPE I OR II WITH DELAYED HEALING	S82112H
DX_FRACTURE	FRACTURES	DX10	S82.112J	DISPLACED FRACTURE OF LEFT TIBIAL SPINE, SUBSEQUENT ENCOUNTER FOR OPEN FRACTURE TYPE IIIA, IIIB, OR IIIC WITH DELAYED HEALING	S82112J
DX_FRACTURE	FRACTURES	DX10	S82.112K	DISPLACED FRACTURE OF LEFT TIBIAL SPINE, SUBSEQUENT ENCOUNTER FOR CLOSED FRACTURE WITH NONUNION	S82112K
DX_FRACTURE	FRACTURES	DX10	S82.112M	DISPLACED FRACTURE OF LEFT TIBIAL SPINE, SUBSEQUENT ENCOUNTER FOR OPEN FRACTURE TYPE I OR II WITH NONUNION	S82112M
DX_FRACTURE	FRACTURES	DX10	S82.112N	DISPLACED FRACTURE OF LEFT TIBIAL SPINE, SUBSEQUENT ENCOUNTER FOR OPEN FRACTURE TYPE IIIA, IIIB, OR IIIC WITH NONUNION	S82112N
DX_FRACTURE	FRACTURES	DX10	S82.112P	DISPLACED FRACTURE OF LEFT TIBIAL SPINE, SUBSEQUENT ENCOUNTER FOR CLOSED FRACTURE WITH MALUNION	S82112P
DX_FRACTURE	FRACTURES	DX10	S82.112Q	DISPLACED FRACTURE OF LEFT TIBIAL SPINE, SUBSEQUENT ENCOUNTER FOR OPEN FRACTURE TYPE I OR II WITH MALUNION	S82112Q
DX_FRACTURE	FRACTURES	DX10	S82.112R	DISPLACED FRACTURE OF LEFT TIBIAL SPINE, SUBSEQUENT ENCOUNTER FOR OPEN FRACTURE TYPE IIIA, IIIB, OR IIIC WITH MALUNION	S82112R
DX_FRACTURE	FRACTURES	DX10	S82.112S	DISPLACED FRACTURE OF LEFT TIBIAL SPINE, SEQUELA	S82112S
DX_FRACTURE	FRACTURES	DX10	S82.113	DISPLACED FRACTURE OF UNSPECIFIED TIBIAL SPINE	S82113
DX_FRACTURE	FRACTURES	DX10	S82.113A	DISPLACED FRACTURE OF UNSPECIFIED TIBIAL SPINE, INITIAL ENCOUNTER FOR CLOSED FRACTURE	S82113A
DX_FRACTURE	FRACTURES	DX10	S82.113B	DISPLACED FRACTURE OF UNSPECIFIED TIBIAL SPINE, INITIAL ENCOUNTER FOR OPEN FRACTURE TYPE I OR II	S82113B
DX_FRACTURE	FRACTURES	DX10	S82.113C	DISPLACED FRACTURE OF UNSPECIFIED TIBIAL SPINE, INITIAL ENCOUNTER FOR OPEN FRACTURE TYPE IIIA, IIIB, OR IIIC	S82113C
DX_FRACTURE	FRACTURES	DX10	S82.113D	DISPLACED FRACTURE OF UNSPECIFIED TIBIAL SPINE, SUBSEQUENT ENCOUNTER FOR CLOSED FRACTURE WITH ROUTINE HEALING	S82113D
DX_FRACTURE	FRACTURES	DX10	S82.113E	DISPLACED FRACTURE OF UNSPECIFIED TIBIAL SPINE, SUBSEQUENT ENCOUNTER FOR OPEN FRACTURE TYPE I OR II WITH ROUTINE HEALING	S82113E
DX_FRACTURE	FRACTURES	DX10	S82.113F	DISPLACED FRACTURE OF UNSPECIFIED TIBIAL SPINE, SUBSEQUENT ENCOUNTER FOR OPEN FRACTURE TYPE IIIA, IIIB, OR IIIC WITH ROUTINE HEALING	S82113F
DX_FRACTURE	FRACTURES	DX10	S82.113G	DISPLACED FRACTURE OF UNSPECIFIED TIBIAL SPINE, SUBSEQUENT ENCOUNTER FOR CLOSED FRACTURE WITH DELAYED HEALING	S82113G
DX_FRACTURE	FRACTURES	DX10	S82.113H	DISPLACED FRACTURE OF UNSPECIFIED TIBIAL SPINE, SUBSEQUENT ENCOUNTER FOR OPEN FRACTURE TYPE I OR II WITH DELAYED HEALING	S82113H
DX_FRACTURE	FRACTURES	DX10	S82.113J	DISPLACED FRACTURE OF UNSPECIFIED TIBIAL SPINE, SUBSEQUENT ENCOUNTER FOR OPEN FRACTURE TYPE IIIA, IIIB, OR IIIC WITH DELAYED HEALING	S82113J
DX_FRACTURE	FRACTURES	DX10	S82.113K	DISPLACED FRACTURE OF UNSPECIFIED TIBIAL SPINE, SUBSEQUENT ENCOUNTER FOR CLOSED FRACTURE WITH NONUNION	S82113K
DX_FRACTURE	FRACTURES	DX10	S82.113M	DISPLACED FRACTURE OF UNSPECIFIED TIBIAL SPINE, SUBSEQUENT ENCOUNTER FOR OPEN FRACTURE TYPE I OR II WITH NONUNION	S82113M
DX_FRACTURE	FRACTURES	DX10	S82.113N	DISPLACED FRACTURE OF UNSPECIFIED TIBIAL SPINE, SUBSEQUENT ENCOUNTER FOR OPEN FRACTURE TYPE IIIA, IIIB, OR IIIC WITH NONUNION	S82113N
DX_FRACTURE	FRACTURES	DX10	S82.113P	DISPLACED FRACTURE OF UNSPECIFIED TIBIAL SPINE, SUBSEQUENT ENCOUNTER FOR CLOSED FRACTURE WITH MALUNION	S82113P
DX_FRACTURE	FRACTURES	DX10	S82.113Q	DISPLACED FRACTURE OF UNSPECIFIED TIBIAL SPINE, SUBSEQUENT ENCOUNTER FOR OPEN FRACTURE TYPE I OR II WITH MALUNION	S82113Q
DX_FRACTURE	FRACTURES	DX10	S82.113R	DISPLACED FRACTURE OF UNSPECIFIED TIBIAL SPINE, SUBSEQUENT ENCOUNTER FOR OPEN FRACTURE TYPE IIIA, IIIB, OR IIIC WITH MALUNION	S82113R
DX_FRACTURE	FRACTURES	DX10	S82.113S	DISPLACED FRACTURE OF UNSPECIFIED TIBIAL SPINE, SEQUELA	S82113S
DX_FRACTURE	FRACTURES	DX10	S82.114	NONDISPLACED FRACTURE OF RIGHT TIBIAL SPINE	S82114
DX_FRACTURE	FRACTURES	DX10	S82.114A	NONDISPLACED FRACTURE OF RIGHT TIBIAL SPINE, INITIAL ENCOUNTER FOR CLOSED FRACTURE	S82114A
DX_FRACTURE	FRACTURES	DX10	S82.114B	NONDISPLACED FRACTURE OF RIGHT TIBIAL SPINE, INITIAL ENCOUNTER FOR OPEN FRACTURE TYPE I OR II	S82114B
DX_FRACTURE	FRACTURES	DX10	S82.114C	NONDISPLACED FRACTURE OF RIGHT TIBIAL SPINE, INITIAL ENCOUNTER FOR OPEN FRACTURE TYPE IIIA, IIIB, OR IIIC	S82114C
DX_FRACTURE	FRACTURES	DX10	S82.114D	NONDISPLACED FRACTURE OF RIGHT TIBIAL SPINE, SUBSEQUENT ENCOUNTER FOR CLOSED FRACTURE WITH ROUTINE HEALING	S82114D
DX_FRACTURE	FRACTURES	DX10	S82.114E	NONDISPLACED FRACTURE OF RIGHT TIBIAL SPINE, SUBSEQUENT ENCOUNTER FOR OPEN FRACTURE TYPE I OR II WITH ROUTINE HEALING	S82114E
DX_FRACTURE	FRACTURES	DX10	S82.114F	NONDISPLACED FRACTURE OF RIGHT TIBIAL SPINE, SUBSEQUENT ENCOUNTER FOR OPEN FRACTURE TYPE IIIA, IIIB, OR IIIC WITH ROUTINE HEALING	S82114F
DX_FRACTURE	FRACTURES	DX10	S82.114G	NONDISPLACED FRACTURE OF RIGHT TIBIAL SPINE, SUBSEQUENT ENCOUNTER FOR CLOSED FRACTURE WITH DELAYED HEALING	S82114G
DX_FRACTURE	FRACTURES	DX10	S82.114H	NONDISPLACED FRACTURE OF RIGHT TIBIAL SPINE, SUBSEQUENT ENCOUNTER FOR OPEN FRACTURE TYPE I OR II WITH DELAYED HEALING	S82114H
DX_FRACTURE	FRACTURES	DX10	S82.114J	NONDISPLACED FRACTURE OF RIGHT TIBIAL SPINE, SUBSEQUENT ENCOUNTER FOR OPEN FRACTURE TYPE IIIA, IIIB, OR IIIC WITH DELAYED HEALING	S82114J
DX_FRACTURE	FRACTURES	DX10	S82.114K	NONDISPLACED FRACTURE OF RIGHT TIBIAL SPINE, SUBSEQUENT ENCOUNTER FOR CLOSED FRACTURE WITH NONUNION	S82114K
DX_FRACTURE	FRACTURES	DX10	S82.114M	NONDISPLACED FRACTURE OF RIGHT TIBIAL SPINE, SUBSEQUENT ENCOUNTER FOR OPEN FRACTURE TYPE I OR II WITH NONUNION	S82114M
DX_FRACTURE	FRACTURES	DX10	S82.114N	NONDISPLACED FRACTURE OF RIGHT TIBIAL SPINE, SUBSEQUENT ENCOUNTER FOR OPEN FRACTURE TYPE IIIA, IIIB, OR IIIC WITH NONUNION	S82114N
DX_FRACTURE	FRACTURES	DX10	S82.114P	NONDISPLACED FRACTURE OF RIGHT TIBIAL SPINE, SUBSEQUENT ENCOUNTER FOR CLOSED FRACTURE WITH MALUNION	S82114P
DX_FRACTURE	FRACTURES	DX10	S82.114Q	NONDISPLACED FRACTURE OF RIGHT TIBIAL SPINE, SUBSEQUENT ENCOUNTER FOR OPEN FRACTURE TYPE I OR II WITH MALUNION	S82114Q
DX_FRACTURE	FRACTURES	DX10	S82.114R	NONDISPLACED FRACTURE OF RIGHT TIBIAL SPINE, SUBSEQUENT ENCOUNTER FOR OPEN FRACTURE TYPE IIIA, IIIB, OR IIIC WITH MALUNION	S82114R
DX_FRACTURE	FRACTURES	DX10	S82.114S	NONDISPLACED FRACTURE OF RIGHT TIBIAL SPINE, SEQUELA	S82114S
DX_FRACTURE	FRACTURES	DX10	S82.115	NONDISPLACED FRACTURE OF LEFT TIBIAL SPINE	S82115
DX_FRACTURE	FRACTURES	DX10	S82.115A	NONDISPLACED FRACTURE OF LEFT TIBIAL SPINE, INITIAL ENCOUNTER FOR CLOSED FRACTURE	S82115A
DX_FRACTURE	FRACTURES	DX10	S82.115B	NONDISPLACED FRACTURE OF LEFT TIBIAL SPINE, INITIAL ENCOUNTER FOR OPEN FRACTURE TYPE I OR II	S82115B
DX_FRACTURE	FRACTURES	DX10	S82.115C	NONDISPLACED FRACTURE OF LEFT TIBIAL SPINE, INITIAL ENCOUNTER FOR OPEN FRACTURE TYPE IIIA, IIIB, OR IIIC	S82115C
DX_FRACTURE	FRACTURES	DX10	S82.115D	NONDISPLACED FRACTURE OF LEFT TIBIAL SPINE, SUBSEQUENT ENCOUNTER FOR CLOSED FRACTURE WITH ROUTINE HEALING	S82115D

Boehringer Ingelheim
Statistical and Epidemiological Analysis Plan (SEAP) for Non-Interventional Study
(NIS)
BI Study Number 1245-0228

Proprietary confidential information © 2023 Boehringer Ingelheim International GmbH or one or more of its affiliated companies

DX_FRACTURE	FRACTURES	DX10	S82.115E	NONDISPLACED FRACTURE OF LEFT TIBIAL SPINE, SUBSEQUENT ENCOUNTER FOR OPEN FRACTURE TYPE I OR II WITH ROUTINE HEALING	S82115E
DX_FRACTURE	FRACTURES	DX10	S82.115F	NONDISPLACED FRACTURE OF LEFT TIBIAL SPINE, SUBSEQUENT ENCOUNTER FOR OPEN FRACTURE TYPE IIIA, IIIB, OR IIIC WITH ROUTINE HEALING	S82115F
DX_FRACTURE	FRACTURES	DX10	S82.115G	NONDISPLACED FRACTURE OF LEFT TIBIAL SPINE, SUBSEQUENT ENCOUNTER FOR CLOSED FRACTURE WITH DELAYED HEALING	S82115G
DX_FRACTURE	FRACTURES	DX10	S82.115H	NONDISPLACED FRACTURE OF LEFT TIBIAL SPINE, SUBSEQUENT ENCOUNTER FOR OPEN FRACTURE TYPE I OR II WITH DELAYED HEALING	S82115H
DX_FRACTURE	FRACTURES	DX10	S82.115J	NONDISPLACED FRACTURE OF LEFT TIBIAL SPINE, SUBSEQUENT ENCOUNTER FOR OPEN FRACTURE TYPE IIIA, IIIB, OR IIIC WITH DELAYED HEALING	S82115J
DX_FRACTURE	FRACTURES	DX10	S82.115K	NONDISPLACED FRACTURE OF LEFT TIBIAL SPINE, SUBSEQUENT ENCOUNTER FOR CLOSED FRACTURE WITH NONUNION	S82115K
DX_FRACTURE	FRACTURES	DX10	S82.115M	NONDISPLACED FRACTURE OF LEFT TIBIAL SPINE, SUBSEQUENT ENCOUNTER FOR OPEN FRACTURE TYPE I OR II WITH NONUNION	S82115M
DX_FRACTURE	FRACTURES	DX10	S82.115N	NONDISPLACED FRACTURE OF LEFT TIBIAL SPINE, SUBSEQUENT ENCOUNTER FOR OPEN FRACTURE TYPE IIIA, IIIB, OR IIIC WITH NONUNION	S82115N
DX_FRACTURE	FRACTURES	DX10	S82.115P	NONDISPLACED FRACTURE OF LEFT TIBIAL SPINE, SUBSEQUENT ENCOUNTER FOR CLOSED FRACTURE WITH MALUNION	S82115P
DX_FRACTURE	FRACTURES	DX10	S82.115Q	NONDISPLACED FRACTURE OF LEFT TIBIAL SPINE, SUBSEQUENT ENCOUNTER FOR OPEN FRACTURE TYPE I OR II WITH MALUNION	S82115Q
DX_FRACTURE	FRACTURES	DX10	S82.115R	NONDISPLACED FRACTURE OF LEFT TIBIAL SPINE, SUBSEQUENT ENCOUNTER FOR OPEN FRACTURE TYPE IIIA, IIIB, OR IIIC WITH MALUNION	S82115R
DX_FRACTURE	FRACTURES	DX10	S82.115S	NONDISPLACED FRACTURE OF LEFT TIBIAL SPINE, SEQUELA	S82115S
DX_FRACTURE	FRACTURES	DX10	S82.116	NONDISPLACED FRACTURE OF UNSPECIFIED TIBIAL SPINE	S82116
DX_FRACTURE	FRACTURES	DX10	S82.116A	NONDISPLACED FRACTURE OF UNSPECIFIED TIBIAL SPINE, INITIAL ENCOUNTER FOR CLOSED FRACTURE	S82116A
DX_FRACTURE	FRACTURES	DX10	S82.116B	NONDISPLACED FRACTURE OF UNSPECIFIED TIBIAL SPINE, INITIAL ENCOUNTER FOR OPEN FRACTURE TYPE I OR II	S82116B
DX_FRACTURE	FRACTURES	DX10	S82.116C	NONDISPLACED FRACTURE OF UNSPECIFIED TIBIAL SPINE, INITIAL ENCOUNTER FOR OPEN FRACTURE TYPE IIIA, IIIB, OR IIIC	S82116C
DX_FRACTURE	FRACTURES	DX10	S82.116D	NONDISPLACED FRACTURE OF UNSPECIFIED TIBIAL SPINE, SUBSEQUENT ENCOUNTER FOR CLOSED FRACTURE WITH ROUTINE HEALING	S82116D
DX_FRACTURE	FRACTURES	DX10	S82.116E	NONDISPLACED FRACTURE OF UNSPECIFIED TIBIAL SPINE, SUBSEQUENT ENCOUNTER FOR OPEN FRACTURE TYPE I OR II WITH ROUTINE HEALING	S82116E
DX_FRACTURE	FRACTURES	DX10	S82.116F	NONDISPLACED FRACTURE OF UNSPECIFIED TIBIAL SPINE, SUBSEQUENT ENCOUNTER FOR OPEN FRACTURE TYPE IIIA, IIIB, OR IIIC WITH ROUTINE HEALING	S82116F
DX_FRACTURE	FRACTURES	DX10	S82.116G	NONDISPLACED FRACTURE OF UNSPECIFIED TIBIAL SPINE, SUBSEQUENT ENCOUNTER FOR CLOSED FRACTURE WITH DELAYED HEALING	S82116G
DX_FRACTURE	FRACTURES	DX10	S82.116H	NONDISPLACED FRACTURE OF UNSPECIFIED TIBIAL SPINE, SUBSEQUENT ENCOUNTER FOR OPEN FRACTURE TYPE I OR II WITH DELAYED HEALING	S82116H
DX_FRACTURE	FRACTURES	DX10	S82.116J	NONDISPLACED FRACTURE OF UNSPECIFIED TIBIAL SPINE, SUBSEQUENT ENCOUNTER FOR OPEN FRACTURE TYPE IIIA, IIIB, OR IIIC WITH DELAYED HEALING	S82116J
DX_FRACTURE	FRACTURES	DX10	S82.116K	NONDISPLACED FRACTURE OF UNSPECIFIED TIBIAL SPINE, SUBSEQUENT ENCOUNTER FOR CLOSED FRACTURE WITH NONUNION	S82116K
DX_FRACTURE	FRACTURES	DX10	S82.116M	NONDISPLACED FRACTURE OF UNSPECIFIED TIBIAL SPINE, SUBSEQUENT ENCOUNTER FOR OPEN FRACTURE TYPE I OR II WITH NONUNION	S82116M
DX_FRACTURE	FRACTURES	DX10	S82.116N	NONDISPLACED FRACTURE OF UNSPECIFIED TIBIAL SPINE, SUBSEQUENT ENCOUNTER FOR OPEN FRACTURE TYPE IIIA, IIIB, OR IIIC WITH NONUNION	S82116N
DX_FRACTURE	FRACTURES	DX10	S82.116P	NONDISPLACED FRACTURE OF UNSPECIFIED TIBIAL SPINE, SUBSEQUENT ENCOUNTER FOR CLOSED FRACTURE WITH MALUNION	S82116P
DX_FRACTURE	FRACTURES	DX10	S82.116Q	NONDISPLACED FRACTURE OF UNSPECIFIED TIBIAL SPINE, SUBSEQUENT ENCOUNTER FOR OPEN FRACTURE TYPE I OR II WITH MALUNION	S82116Q
DX_FRACTURE	FRACTURES	DX10	S82.116R	NONDISPLACED FRACTURE OF UNSPECIFIED TIBIAL SPINE, SUBSEQUENT ENCOUNTER FOR OPEN FRACTURE TYPE IIIA, IIIB, OR IIIC WITH MALUNION	S82116R
DX_FRACTURE	FRACTURES	DX10	S82.116S	NONDISPLACED FRACTURE OF UNSPECIFIED TIBIAL SPINE, SEQUELA	S82116S
DX_FRACTURE	FRACTURES	DX10	S82.12	FRACTURE OF LATERAL CONDYLE OF TIBIA	S8212
DX_FRACTURE	FRACTURES	DX10	S82.121	DISPLACED FRACTURE OF LATERAL CONDYLE OF RIGHT TIBIA	S82121
DX_FRACTURE	FRACTURES	DX10	S82.121A	DISPLACED FRACTURE OF LATERAL CONDYLE OF RIGHT TIBIA, INITIAL ENCOUNTER FOR CLOSED FRACTURE	S82121A
DX_FRACTURE	FRACTURES	DX10	S82.121B	DISPLACED FRACTURE OF LATERAL CONDYLE OF RIGHT TIBIA, INITIAL ENCOUNTER FOR OPEN FRACTURE TYPE I OR II	S82121B
DX_FRACTURE	FRACTURES	DX10	S82.121C	DISPLACED FRACTURE OF LATERAL CONDYLE OF RIGHT TIBIA, INITIAL ENCOUNTER FOR OPEN FRACTURE TYPE IIIA, IIIB, OR IIIC	S82121C
DX_FRACTURE	FRACTURES	DX10	S82.121D	DISPLACED FRACTURE OF LATERAL CONDYLE OF RIGHT TIBIA, SUBSEQUENT ENCOUNTER FOR CLOSED FRACTURE WITH ROUTINE HEALING	S82121D
DX_FRACTURE	FRACTURES	DX10	S82.121E	DISPLACED FRACTURE OF LATERAL CONDYLE OF RIGHT TIBIA, SUBSEQUENT ENCOUNTER FOR OPEN FRACTURE TYPE I OR II WITH ROUTINE HEALING	S82121E
DX_FRACTURE	FRACTURES	DX10	S82.121F	DISPLACED FRACTURE OF LATERAL CONDYLE OF RIGHT TIBIA, SUBSEQUENT ENCOUNTER FOR OPEN FRACTURE TYPE IIIA, IIIB, OR IIIC WITH ROUTINE HEALING	S82121F
DX_FRACTURE	FRACTURES	DX10	S82.121G	DISPLACED FRACTURE OF LATERAL CONDYLE OF RIGHT TIBIA, SUBSEQUENT ENCOUNTER FOR CLOSED FRACTURE WITH DELAYED HEALING	S82121G
DX_FRACTURE	FRACTURES	DX10	S82.121H	DISPLACED FRACTURE OF LATERAL CONDYLE OF RIGHT TIBIA, SUBSEQUENT ENCOUNTER FOR OPEN FRACTURE TYPE I OR II WITH DELAYED HEALING	S82121H
DX_FRACTURE	FRACTURES	DX10	S82.121J	DISPLACED FRACTURE OF LATERAL CONDYLE OF RIGHT TIBIA, SUBSEQUENT ENCOUNTER FOR OPEN FRACTURE TYPE IIIA, IIIB, OR IIIC WITH DELAYED HEALING	S82121J
DX_FRACTURE	FRACTURES	DX10	S82.121K	DISPLACED FRACTURE OF LATERAL CONDYLE OF RIGHT TIBIA, SUBSEQUENT ENCOUNTER FOR CLOSED FRACTURE WITH NONUNION	S82121K
DX_FRACTURE	FRACTURES	DX10	S82.121M	DISPLACED FRACTURE OF LATERAL CONDYLE OF RIGHT TIBIA, SUBSEQUENT ENCOUNTER FOR OPEN FRACTURE TYPE I OR II WITH NONUNION	S82121M
DX_FRACTURE	FRACTURES	DX10	S82.121N	DISPLACED FRACTURE OF LATERAL CONDYLE OF RIGHT TIBIA, SUBSEQUENT ENCOUNTER FOR OPEN FRACTURE TYPE IIIA, IIIB, OR IIIC WITH NONUNION	S82121N
DX_FRACTURE	FRACTURES	DX10	S82.121P	DISPLACED FRACTURE OF LATERAL CONDYLE OF RIGHT TIBIA, SUBSEQUENT ENCOUNTER FOR CLOSED FRACTURE WITH MALUNION	S82121P
DX_FRACTURE	FRACTURES	DX10	S82.121Q	DISPLACED FRACTURE OF LATERAL CONDYLE OF RIGHT TIBIA, SUBSEQUENT ENCOUNTER FOR OPEN FRACTURE TYPE I OR II WITH MALUNION	S82121Q
DX_FRACTURE	FRACTURES	DX10	S82.121R	DISPLACED FRACTURE OF LATERAL CONDYLE OF RIGHT TIBIA, SUBSEQUENT ENCOUNTER FOR OPEN FRACTURE TYPE IIIA, IIIB, OR IIIC WITH MALUNION	S82121R
DX_FRACTURE	FRACTURES	DX10	S82.121S	DISPLACED FRACTURE OF LATERAL CONDYLE OF RIGHT TIBIA, SEQUELA	S82121S
DX_FRACTURE	FRACTURES	DX10	S82.122	DISPLACED FRACTURE OF LATERAL CONDYLE OF LEFT TIBIA	S82122
DX_FRACTURE	FRACTURES	DX10	S82.122A	DISPLACED FRACTURE OF LATERAL CONDYLE OF LEFT TIBIA, INITIAL ENCOUNTER FOR CLOSED FRACTURE	S82122A
DX_FRACTURE	FRACTURES	DX10	S82.122B	DISPLACED FRACTURE OF LATERAL CONDYLE OF LEFT TIBIA, INITIAL ENCOUNTER FOR OPEN FRACTURE TYPE I OR II	S82122B
DX_FRACTURE	FRACTURES	DX10	S82.122C	DISPLACED FRACTURE OF LATERAL CONDYLE OF LEFT TIBIA, INITIAL ENCOUNTER FOR OPEN FRACTURE TYPE IIIA, IIIB, OR IIIC	S82122C
DX_FRACTURE	FRACTURES	DX10	S82.122D	DISPLACED FRACTURE OF LATERAL CONDYLE OF LEFT TIBIA, SUBSEQUENT ENCOUNTER FOR CLOSED FRACTURE WITH ROUTINE HEALING	S82122D

Boehringer Ingelheim
Statistical and Epidemiological Analysis Plan (SEAP) for Non-Interventional Study
(NIS)
BI Study Number 1245-0228

Proprietary confidential information © 2023 Boehringer Ingelheim International GmbH or one or more of its affiliated companies

DX_FRACTURE	FRACTURES	DX10	S82.122E	DISPLACED FRACTURE OF LATERAL CONDYLE OF LEFT TIBIA, SUBSEQUENT ENCOUNTER FOR OPEN FRACTURE TYPE I OR II WITH ROUTINE HEALING	S82122E
DX_FRACTURE	FRACTURES	DX10	S82.122F	DISPLACED FRACTURE OF LATERAL CONDYLE OF LEFT TIBIA, SUBSEQUENT ENCOUNTER FOR OPEN FRACTURE TYPE IIIA, IIIB, OR IIIC WITH ROUTINE HEALING	S82122F
DX_FRACTURE	FRACTURES	DX10	S82.122G	DISPLACED FRACTURE OF LATERAL CONDYLE OF LEFT TIBIA, SUBSEQUENT ENCOUNTER FOR CLOSED FRACTURE WITH DELAYED HEALING	S82122G
DX_FRACTURE	FRACTURES	DX10	S82.122H	DISPLACED FRACTURE OF LATERAL CONDYLE OF LEFT TIBIA, SUBSEQUENT ENCOUNTER FOR OPEN FRACTURE TYPE I OR II WITH DELAYED HEALING	S82122H
DX_FRACTURE	FRACTURES	DX10	S82.122J	DISPLACED FRACTURE OF LATERAL CONDYLE OF LEFT TIBIA, SUBSEQUENT ENCOUNTER FOR OPEN FRACTURE TYPE IIIA, IIIB, OR IIIC WITH DELAYED HEALING	S82122J
DX_FRACTURE	FRACTURES	DX10	S82.122K	DISPLACED FRACTURE OF LATERAL CONDYLE OF LEFT TIBIA, SUBSEQUENT ENCOUNTER FOR CLOSED FRACTURE WITH NONUNION	S82122K
DX_FRACTURE	FRACTURES	DX10	S82.122M	DISPLACED FRACTURE OF LATERAL CONDYLE OF LEFT TIBIA, SUBSEQUENT ENCOUNTER FOR OPEN FRACTURE TYPE I OR II WITH NONUNION	S82122M
DX_FRACTURE	FRACTURES	DX10	S82.122N	DISPLACED FRACTURE OF LATERAL CONDYLE OF LEFT TIBIA, SUBSEQUENT ENCOUNTER FOR OPEN FRACTURE TYPE IIIA, IIIB, OR IIIC WITH NONUNION	S82122N
DX_FRACTURE	FRACTURES	DX10	S82.122P	DISPLACED FRACTURE OF LATERAL CONDYLE OF LEFT TIBIA, SUBSEQUENT ENCOUNTER FOR CLOSED FRACTURE WITH MALUNION	S82122P
DX_FRACTURE	FRACTURES	DX10	S82.122Q	DISPLACED FRACTURE OF LATERAL CONDYLE OF LEFT TIBIA, SUBSEQUENT ENCOUNTER FOR OPEN FRACTURE TYPE I OR II WITH MALUNION	S82122Q
DX_FRACTURE	FRACTURES	DX10	S82.122R	DISPLACED FRACTURE OF LATERAL CONDYLE OF LEFT TIBIA, SUBSEQUENT ENCOUNTER FOR OPEN FRACTURE TYPE IIIA, IIIB, OR IIIC WITH MALUNION	S82122R
DX_FRACTURE	FRACTURES	DX10	S82.122S	DISPLACED FRACTURE OF LATERAL CONDYLE OF LEFT TIBIA, SEQUELA	S82122S
DX_FRACTURE	FRACTURES	DX10	S82.123	DISPLACED FRACTURE OF LATERAL CONDYLE OF UNSPECIFIED TIBIA	S82123
DX_FRACTURE	FRACTURES	DX10	S82.123A	DISPLACED FRACTURE OF LATERAL CONDYLE OF UNSPECIFIED TIBIA, INITIAL ENCOUNTER FOR OPEN FRACTURE TYPE I OR II	S82123A
DX_FRACTURE	FRACTURES	DX10	S82.123B	DISPLACED FRACTURE OF LATERAL CONDYLE OF UNSPECIFIED TIBIA, INITIAL ENCOUNTER FOR OPEN FRACTURE TYPE IIIA, IIIB, OR IIIC	S82123B
DX_FRACTURE	FRACTURES	DX10	S82.123C	DISPLACED FRACTURE OF LATERAL CONDYLE OF UNSPECIFIED TIBIA, SUBSEQUENT ENCOUNTER FOR CLOSED FRACTURE WITH ROUTINE HEALING	S82123C
DX_FRACTURE	FRACTURES	DX10	S82.123D	DISPLACED FRACTURE OF LATERAL CONDYLE OF UNSPECIFIED TIBIA, SUBSEQUENT ENCOUNTER FOR OPEN FRACTURE TYPE I OR II WITH ROUTINE HEALING	S82123D
DX_FRACTURE	FRACTURES	DX10	S82.123E	DISPLACED FRACTURE OF LATERAL CONDYLE OF UNSPECIFIED TIBIA, SUBSEQUENT ENCOUNTER FOR OPEN FRACTURE TYPE IIIA, IIIB, OR IIIC WITH ROUTINE HEALING	S82123E
DX_FRACTURE	FRACTURES	DX10	S82.123F	DISPLACED FRACTURE OF LATERAL CONDYLE OF UNSPECIFIED TIBIA, SUBSEQUENT ENCOUNTER FOR CLOSED FRACTURE WITH DELAYED HEALING	S82123F
DX_FRACTURE	FRACTURES	DX10	S82.123G	DISPLACED FRACTURE OF LATERAL CONDYLE OF UNSPECIFIED TIBIA, SUBSEQUENT ENCOUNTER FOR OPEN FRACTURE TYPE I OR II WITH DELAYED HEALING	S82123G
DX_FRACTURE	FRACTURES	DX10	S82.123H	DISPLACED FRACTURE OF LATERAL CONDYLE OF UNSPECIFIED TIBIA, SUBSEQUENT ENCOUNTER FOR OPEN FRACTURE TYPE IIIA, IIIB, OR IIIC WITH DELAYED HEALING	S82123H
DX_FRACTURE	FRACTURES	DX10	S82.123J	DISPLACED FRACTURE OF LATERAL CONDYLE OF UNSPECIFIED TIBIA, SUBSEQUENT ENCOUNTER FOR CLOSED FRACTURE WITH NONUNION	S82123J
DX_FRACTURE	FRACTURES	DX10	S82.123K	DISPLACED FRACTURE OF LATERAL CONDYLE OF UNSPECIFIED TIBIA, SUBSEQUENT ENCOUNTER FOR OPEN FRACTURE TYPE I OR II WITH NONUNION	S82123K
DX_FRACTURE	FRACTURES	DX10	S82.123M	DISPLACED FRACTURE OF LATERAL CONDYLE OF UNSPECIFIED TIBIA, SUBSEQUENT ENCOUNTER FOR OPEN FRACTURE TYPE IIIA, IIIB, OR IIIC WITH NONUNION	S82123M
DX_FRACTURE	FRACTURES	DX10	S82.123N	DISPLACED FRACTURE OF LATERAL CONDYLE OF UNSPECIFIED TIBIA, SUBSEQUENT ENCOUNTER FOR CLOSED FRACTURE WITH MALUNION	S82123N
DX_FRACTURE	FRACTURES	DX10	S82.123P	DISPLACED FRACTURE OF LATERAL CONDYLE OF UNSPECIFIED TIBIA, SUBSEQUENT ENCOUNTER FOR OPEN FRACTURE TYPE I OR II WITH MALUNION	S82123P
DX_FRACTURE	FRACTURES	DX10	S82.123Q	DISPLACED FRACTURE OF LATERAL CONDYLE OF UNSPECIFIED TIBIA, SUBSEQUENT ENCOUNTER FOR OPEN FRACTURE TYPE IIIA, IIIB, OR IIIC WITH MALUNION	S82123Q
DX_FRACTURE	FRACTURES	DX10	S82.123R	DISPLACED FRACTURE OF LATERAL CONDYLE OF UNSPECIFIED TIBIA, SEQUELA	S82123R
DX_FRACTURE	FRACTURES	DX10	S82.123S	NONDISPLACED FRACTURE OF LATERAL CONDYLE OF RIGHT TIBIA	S82123S
DX_FRACTURE	FRACTURES	DX10	S82.124	NONDISPLACED FRACTURE OF LATERAL CONDYLE OF RIGHT TIBIA, INITIAL ENCOUNTER FOR CLOSED FRACTURE	S82124
DX_FRACTURE	FRACTURES	DX10	S82.124A	NONDISPLACED FRACTURE OF LATERAL CONDYLE OF RIGHT TIBIA, INITIAL ENCOUNTER FOR OPEN FRACTURE TYPE I OR II	S82124A
DX_FRACTURE	FRACTURES	DX10	S82.124B	NONDISPLACED FRACTURE OF LATERAL CONDYLE OF RIGHT TIBIA, INITIAL ENCOUNTER FOR OPEN FRACTURE TYPE IIIA, IIIB, OR IIIC	S82124B
DX_FRACTURE	FRACTURES	DX10	S82.124C	NONDISPLACED FRACTURE OF LATERAL CONDYLE OF RIGHT TIBIA, SUBSEQUENT ENCOUNTER FOR CLOSED FRACTURE WITH ROUTINE HEALING	S82124C
DX_FRACTURE	FRACTURES	DX10	S82.124D	NONDISPLACED FRACTURE OF LATERAL CONDYLE OF RIGHT TIBIA, SUBSEQUENT ENCOUNTER FOR OPEN FRACTURE TYPE I OR II WITH ROUTINE HEALING	S82124D
DX_FRACTURE	FRACTURES	DX10	S82.124E	NONDISPLACED FRACTURE OF LATERAL CONDYLE OF RIGHT TIBIA, SUBSEQUENT ENCOUNTER FOR OPEN FRACTURE TYPE IIIA, IIIB, OR IIIC WITH ROUTINE HEALING	S82124E
DX_FRACTURE	FRACTURES	DX10	S82.124F	NONDISPLACED FRACTURE OF LATERAL CONDYLE OF RIGHT TIBIA, SUBSEQUENT ENCOUNTER FOR CLOSED FRACTURE WITH DELAYED HEALING	S82124F
DX_FRACTURE	FRACTURES	DX10	S82.124G	NONDISPLACED FRACTURE OF LATERAL CONDYLE OF RIGHT TIBIA, SUBSEQUENT ENCOUNTER FOR OPEN FRACTURE TYPE I OR II WITH DELAYED HEALING	S82124G
DX_FRACTURE	FRACTURES	DX10	S82.124H	NONDISPLACED FRACTURE OF LATERAL CONDYLE OF RIGHT TIBIA, SUBSEQUENT ENCOUNTER FOR OPEN FRACTURE TYPE IIIA, IIIB, OR IIIC WITH DELAYED HEALING	S82124H
DX_FRACTURE	FRACTURES	DX10	S82.124J	NONDISPLACED FRACTURE OF LATERAL CONDYLE OF RIGHT TIBIA, SUBSEQUENT ENCOUNTER FOR CLOSED FRACTURE WITH NONUNION	S82124J
DX_FRACTURE	FRACTURES	DX10	S82.124K	NONDISPLACED FRACTURE OF LATERAL CONDYLE OF RIGHT TIBIA, SUBSEQUENT ENCOUNTER FOR OPEN FRACTURE TYPE I OR II WITH NONUNION	S82124K
DX_FRACTURE	FRACTURES	DX10	S82.124M	NONDISPLACED FRACTURE OF LATERAL CONDYLE OF RIGHT TIBIA, SUBSEQUENT ENCOUNTER FOR OPEN FRACTURE TYPE IIIA, IIIB, OR IIIC WITH NONUNION	S82124M
DX_FRACTURE	FRACTURES	DX10	S82.124N	NONDISPLACED FRACTURE OF LATERAL CONDYLE OF RIGHT TIBIA, SUBSEQUENT ENCOUNTER FOR CLOSED FRACTURE WITH MALUNION	S82124N
DX_FRACTURE	FRACTURES	DX10	S82.124P	NONDISPLACED FRACTURE OF LATERAL CONDYLE OF RIGHT TIBIA, SUBSEQUENT ENCOUNTER FOR OPEN FRACTURE TYPE I OR II WITH MALUNION	S82124P
DX_FRACTURE	FRACTURES	DX10	S82.124Q	NONDISPLACED FRACTURE OF LATERAL CONDYLE OF RIGHT TIBIA, SUBSEQUENT ENCOUNTER FOR OPEN FRACTURE TYPE IIIA, IIIB, OR IIIC WITH MALUNION	S82124Q
DX_FRACTURE	FRACTURES	DX10	S82.124R	NONDISPLACED FRACTURE OF LATERAL CONDYLE OF RIGHT TIBIA, SEQUELA	S82124R
DX_FRACTURE	FRACTURES	DX10	S82.124S	NONDISPLACED FRACTURE OF LATERAL CONDYLE OF LEFT TIBIA	S82124S
DX_FRACTURE	FRACTURES	DX10	S82.125	NONDISPLACED FRACTURE OF LATERAL CONDYLE OF LEFT TIBIA, INITIAL ENCOUNTER FOR CLOSED FRACTURE	S82125
DX_FRACTURE	FRACTURES	DX10	S82.125A	NONDISPLACED FRACTURE OF LATERAL CONDYLE OF LEFT TIBIA, INITIAL ENCOUNTER FOR OPEN FRACTURE TYPE I OR II	S82125A
DX_FRACTURE	FRACTURES	DX10	S82.125B	NONDISPLACED FRACTURE OF LATERAL CONDYLE OF LEFT TIBIA, INITIAL ENCOUNTER FOR OPEN FRACTURE TYPE IIIA, IIIB, OR IIIC	S82125B
DX_FRACTURE	FRACTURES	DX10	S82.125C	NONDISPLACED FRACTURE OF LATERAL CONDYLE OF LEFT TIBIA, SUBSEQUENT ENCOUNTER FOR CLOSED FRACTURE WITH ROUTINE HEALING	S82125C
DX_FRACTURE	FRACTURES	DX10	S82.125D	NONDISPLACED FRACTURE OF LATERAL CONDYLE OF LEFT TIBIA, SUBSEQUENT ENCOUNTER FOR OPEN FRACTURE TYPE I OR II WITH ROUTINE HEALING	S82125D

Boehringer Ingelheim
Statistical and Epidemiological Analysis Plan (SEAP) for Non-Interventional Study
(NIS)
BI Study Number 1245-0228

Proprietary confidential information © 2023 Boehringer Ingelheim International GmbH or one or more of its affiliated companies

DX_FRACTURE	FRACTURES	DX10	S82.125E	NONDISPLACED FRACTURE OF LATERAL CONDYLE OF LEFT TIBIA, SUBSEQUENT ENCOUNTER FOR OPEN FRACTURE TYPE I OR II WITH ROUTINE HEALING	S82125E
DX_FRACTURE	FRACTURES	DX10	S82.125F	NONDISPLACED FRACTURE OF LATERAL CONDYLE OF LEFT TIBIA, SUBSEQUENT ENCOUNTER FOR OPEN FRACTURE TYPE IIIA, IIIB, OR IIIC WITH ROUTINE HEALING	S82125F
DX_FRACTURE	FRACTURES	DX10	S82.125G	NONDISPLACED FRACTURE OF LATERAL CONDYLE OF LEFT TIBIA, SUBSEQUENT ENCOUNTER FOR CLOSED FRACTURE WITH DELAYED HEALING	S82125G
DX_FRACTURE	FRACTURES	DX10	S82.125H	NONDISPLACED FRACTURE OF LATERAL CONDYLE OF LEFT TIBIA, SUBSEQUENT ENCOUNTER FOR OPEN FRACTURE TYPE I OR II WITH DELAYED HEALING	S82125H
DX_FRACTURE	FRACTURES	DX10	S82.125J	NONDISPLACED FRACTURE OF LATERAL CONDYLE OF LEFT TIBIA, SUBSEQUENT ENCOUNTER FOR OPEN FRACTURE TYPE IIIA, IIIB, OR IIIC WITH DELAYED HEALING	S82125J
DX_FRACTURE	FRACTURES	DX10	S82.125K	NONDISPLACED FRACTURE OF LATERAL CONDYLE OF LEFT TIBIA, SUBSEQUENT ENCOUNTER FOR CLOSED FRACTURE WITH NONUNION	S82125K
DX_FRACTURE	FRACTURES	DX10	S82.125M	NONDISPLACED FRACTURE OF LATERAL CONDYLE OF LEFT TIBIA, SUBSEQUENT ENCOUNTER FOR OPEN FRACTURE TYPE I OR II WITH NONUNION	S82125M
DX_FRACTURE	FRACTURES	DX10	S82.125N	NONDISPLACED FRACTURE OF LATERAL CONDYLE OF LEFT TIBIA, SUBSEQUENT ENCOUNTER FOR OPEN FRACTURE TYPE IIIA, IIIB, OR IIIC WITH NONUNION	S82125N
DX_FRACTURE	FRACTURES	DX10	S82.125P	NONDISPLACED FRACTURE OF LATERAL CONDYLE OF LEFT TIBIA, SUBSEQUENT ENCOUNTER FOR CLOSED FRACTURE WITH MALUNION	S82125P
DX_FRACTURE	FRACTURES	DX10	S82.125Q	NONDISPLACED FRACTURE OF LATERAL CONDYLE OF LEFT TIBIA, SUBSEQUENT ENCOUNTER FOR OPEN FRACTURE TYPE I OR II WITH MALUNION	S82125Q
DX_FRACTURE	FRACTURES	DX10	S82.125R	NONDISPLACED FRACTURE OF LATERAL CONDYLE OF LEFT TIBIA, SUBSEQUENT ENCOUNTER FOR OPEN FRACTURE TYPE IIIA, IIIB, OR IIIC WITH MALUNION	S82125R
DX_FRACTURE	FRACTURES	DX10	S82.125S	NONDISPLACED FRACTURE OF LATERAL CONDYLE OF LEFT TIBIA, SEQUELA	S82125S
DX_FRACTURE	FRACTURES	DX10	S82.126	NONDISPLACED FRACTURE OF LATERAL CONDYLE OF UNSPECIFIED TIBIA	S82126
DX_FRACTURE	FRACTURES	DX10	S82.126A	NONDISPLACED FRACTURE OF LATERAL CONDYLE OF UNSPECIFIED TIBIA, INITIAL ENCOUNTER FOR CLOSED FRACTURE	S82126A
DX_FRACTURE	FRACTURES	DX10	S82.126B	NONDISPLACED FRACTURE OF LATERAL CONDYLE OF UNSPECIFIED TIBIA, INITIAL ENCOUNTER FOR OPEN FRACTURE TYPE I OR II	S82126B
DX_FRACTURE	FRACTURES	DX10	S82.126C	NONDISPLACED FRACTURE OF LATERAL CONDYLE OF UNSPECIFIED TIBIA, INITIAL ENCOUNTER FOR OPEN FRACTURE TYPE IIIA, IIIB, OR IIIC	S82126C
DX_FRACTURE	FRACTURES	DX10	S82.126D	NONDISPLACED FRACTURE OF LATERAL CONDYLE OF UNSPECIFIED TIBIA, SUBSEQUENT ENCOUNTER FOR CLOSED FRACTURE WITH ROUTINE HEALING	S82126D
DX_FRACTURE	FRACTURES	DX10	S82.126E	NONDISPLACED FRACTURE OF LATERAL CONDYLE OF UNSPECIFIED TIBIA, SUBSEQUENT ENCOUNTER FOR OPEN FRACTURE TYPE I OR II WITH ROUTINE HEALING	S82126E
DX_FRACTURE	FRACTURES	DX10	S82.126F	NONDISPLACED FRACTURE OF LATERAL CONDYLE OF UNSPECIFIED TIBIA, SUBSEQUENT ENCOUNTER FOR OPEN FRACTURE TYPE IIIA, IIIB, OR IIIC WITH ROUTINE HEALING	S82126F
DX_FRACTURE	FRACTURES	DX10	S82.126G	NONDISPLACED FRACTURE OF LATERAL CONDYLE OF UNSPECIFIED TIBIA, SUBSEQUENT ENCOUNTER FOR CLOSED FRACTURE WITH DELAYED HEALING	S82126G
DX_FRACTURE	FRACTURES	DX10	S82.126H	NONDISPLACED FRACTURE OF LATERAL CONDYLE OF UNSPECIFIED TIBIA, SUBSEQUENT ENCOUNTER FOR OPEN FRACTURE TYPE I OR II WITH DELAYED HEALING	S82126H
DX_FRACTURE	FRACTURES	DX10	S82.126J	NONDISPLACED FRACTURE OF LATERAL CONDYLE OF UNSPECIFIED TIBIA, SUBSEQUENT ENCOUNTER FOR OPEN FRACTURE TYPE IIIA, IIIB, OR IIIC WITH DELAYED HEALING	S82126J
DX_FRACTURE	FRACTURES	DX10	S82.126K	NONDISPLACED FRACTURE OF LATERAL CONDYLE OF UNSPECIFIED TIBIA, SUBSEQUENT ENCOUNTER FOR CLOSED FRACTURE WITH NONUNION	S82126K
DX_FRACTURE	FRACTURES	DX10	S82.126M	NONDISPLACED FRACTURE OF LATERAL CONDYLE OF UNSPECIFIED TIBIA, SUBSEQUENT ENCOUNTER FOR OPEN FRACTURE TYPE I OR II WITH NONUNION	S82126M
DX_FRACTURE	FRACTURES	DX10	S82.126N	NONDISPLACED FRACTURE OF LATERAL CONDYLE OF UNSPECIFIED TIBIA, SUBSEQUENT ENCOUNTER FOR OPEN FRACTURE TYPE IIIA, IIIB, OR IIIC WITH NONUNION	S82126N
DX_FRACTURE	FRACTURES	DX10	S82.126P	NONDISPLACED FRACTURE OF LATERAL CONDYLE OF UNSPECIFIED TIBIA, SUBSEQUENT ENCOUNTER FOR CLOSED FRACTURE WITH MALUNION	S82126P
DX_FRACTURE	FRACTURES	DX10	S82.126Q	NONDISPLACED FRACTURE OF LATERAL CONDYLE OF UNSPECIFIED TIBIA, SUBSEQUENT ENCOUNTER FOR OPEN FRACTURE TYPE I OR II WITH MALUNION	S82126Q
DX_FRACTURE	FRACTURES	DX10	S82.126R	NONDISPLACED FRACTURE OF LATERAL CONDYLE OF UNSPECIFIED TIBIA, SUBSEQUENT ENCOUNTER FOR OPEN FRACTURE TYPE IIIA, IIIB, OR IIIC WITH MALUNION	S82126R
DX_FRACTURE	FRACTURES	DX10	S82.126S	NONDISPLACED FRACTURE OF LATERAL CONDYLE OF UNSPECIFIED TIBIA, SEQUELA	S82126S
DX_FRACTURE	FRACTURES	DX10	S82.13	FRACTURE OF MEDIAL CONDYLE OF TIBIA	S8213
DX_FRACTURE	FRACTURES	DX10	S82.131	DISPLACED FRACTURE OF MEDIAL CONDYLE OF RIGHT TIBIA	S82131
DX_FRACTURE	FRACTURES	DX10	S82.131A	DISPLACED FRACTURE OF MEDIAL CONDYLE OF RIGHT TIBIA, INITIAL ENCOUNTER FOR CLOSED FRACTURE	S82131A
DX_FRACTURE	FRACTURES	DX10	S82.131B	DISPLACED FRACTURE OF MEDIAL CONDYLE OF RIGHT TIBIA, INITIAL ENCOUNTER FOR OPEN FRACTURE TYPE I OR II	S82131B
DX_FRACTURE	FRACTURES	DX10	S82.131C	DISPLACED FRACTURE OF MEDIAL CONDYLE OF RIGHT TIBIA, INITIAL ENCOUNTER FOR OPEN FRACTURE TYPE IIIA, IIIB, OR IIIC	S82131C
DX_FRACTURE	FRACTURES	DX10	S82.131D	DISPLACED FRACTURE OF MEDIAL CONDYLE OF RIGHT TIBIA, SUBSEQUENT ENCOUNTER FOR CLOSED FRACTURE WITH ROUTINE HEALING	S82131D
DX_FRACTURE	FRACTURES	DX10	S82.131E	DISPLACED FRACTURE OF MEDIAL CONDYLE OF RIGHT TIBIA, SUBSEQUENT ENCOUNTER FOR OPEN FRACTURE TYPE I OR II WITH ROUTINE HEALING	S82131E
DX_FRACTURE	FRACTURES	DX10	S82.131F	DISPLACED FRACTURE OF MEDIAL CONDYLE OF RIGHT TIBIA, SUBSEQUENT ENCOUNTER FOR OPEN FRACTURE TYPE IIIA, IIIB, OR IIIC WITH ROUTINE HEALING	S82131F
DX_FRACTURE	FRACTURES	DX10	S82.131G	DISPLACED FRACTURE OF MEDIAL CONDYLE OF RIGHT TIBIA, SUBSEQUENT ENCOUNTER FOR CLOSED FRACTURE WITH DELAYED HEALING	S82131G
DX_FRACTURE	FRACTURES	DX10	S82.131H	DISPLACED FRACTURE OF MEDIAL CONDYLE OF RIGHT TIBIA, SUBSEQUENT ENCOUNTER FOR OPEN FRACTURE TYPE I OR II WITH DELAYED HEALING	S82131H
DX_FRACTURE	FRACTURES	DX10	S82.131J	DISPLACED FRACTURE OF MEDIAL CONDYLE OF RIGHT TIBIA, SUBSEQUENT ENCOUNTER FOR OPEN FRACTURE TYPE IIIA, IIIB, OR IIIC WITH DELAYED HEALING	S82131J
DX_FRACTURE	FRACTURES	DX10	S82.131K	DISPLACED FRACTURE OF MEDIAL CONDYLE OF RIGHT TIBIA, SUBSEQUENT ENCOUNTER FOR CLOSED FRACTURE WITH NONUNION	S82131K
DX_FRACTURE	FRACTURES	DX10	S82.131M	DISPLACED FRACTURE OF MEDIAL CONDYLE OF RIGHT TIBIA, SUBSEQUENT ENCOUNTER FOR OPEN FRACTURE TYPE I OR II WITH NONUNION	S82131M
DX_FRACTURE	FRACTURES	DX10	S82.131N	DISPLACED FRACTURE OF MEDIAL CONDYLE OF RIGHT TIBIA, SUBSEQUENT ENCOUNTER FOR OPEN FRACTURE TYPE IIIA, IIIB, OR IIIC WITH NONUNION	S82131N
DX_FRACTURE	FRACTURES	DX10	S82.131P	DISPLACED FRACTURE OF MEDIAL CONDYLE OF RIGHT TIBIA, SUBSEQUENT ENCOUNTER FOR CLOSED FRACTURE WITH MALUNION	S82131P
DX_FRACTURE	FRACTURES	DX10	S82.131Q	DISPLACED FRACTURE OF MEDIAL CONDYLE OF RIGHT TIBIA, SUBSEQUENT ENCOUNTER FOR OPEN FRACTURE TYPE I OR II WITH MALUNION	S82131Q
DX_FRACTURE	FRACTURES	DX10	S82.131R	DISPLACED FRACTURE OF MEDIAL CONDYLE OF RIGHT TIBIA, SUBSEQUENT ENCOUNTER FOR OPEN FRACTURE TYPE IIIA, IIIB, OR IIIC WITH MALUNION	S82131R
DX_FRACTURE	FRACTURES	DX10	S82.131S	DISPLACED FRACTURE OF MEDIAL CONDYLE OF RIGHT TIBIA, SEQUELA	S82131S
DX_FRACTURE	FRACTURES	DX10	S82.132	DISPLACED FRACTURE OF MEDIAL CONDYLE OF LEFT TIBIA	S82132
DX_FRACTURE	FRACTURES	DX10	S82.132A	DISPLACED FRACTURE OF MEDIAL CONDYLE OF LEFT TIBIA, INITIAL ENCOUNTER FOR CLOSED FRACTURE	S82132A
DX_FRACTURE	FRACTURES	DX10	S82.132B	DISPLACED FRACTURE OF MEDIAL CONDYLE OF LEFT TIBIA, INITIAL ENCOUNTER FOR OPEN FRACTURE TYPE I OR II	S82132B
DX_FRACTURE	FRACTURES	DX10	S82.132C	DISPLACED FRACTURE OF MEDIAL CONDYLE OF LEFT TIBIA, INITIAL ENCOUNTER FOR OPEN FRACTURE TYPE IIIA, IIIB, OR IIIC	S82132C
DX_FRACTURE	FRACTURES	DX10	S82.132D	DISPLACED FRACTURE OF MEDIAL CONDYLE OF LEFT TIBIA, SUBSEQUENT ENCOUNTER FOR CLOSED FRACTURE WITH ROUTINE HEALING	S82132D

Boehringer Ingelheim
Statistical and Epidemiological Analysis Plan (SEAP) for Non-Interventional Study
(NIS)
BI Study Number 1245-0228

Proprietary confidential information © 2023 Boehringer Ingelheim International GmbH or one or more of its affiliated companies

DX_FRACTURE	FRACTURES	DX10	S82.132E	DISPLACED FRACTURE OF MEDIAL CONDYLE OF LEFT TIBIA, SUBSEQUENT ENCOUNTER FOR OPEN FRACTURE TYPE I OR II WITH ROUTINE HEALING	S82132E
DX_FRACTURE	FRACTURES	DX10	S82.132F	DISPLACED FRACTURE OF MEDIAL CONDYLE OF LEFT TIBIA, SUBSEQUENT ENCOUNTER FOR OPEN FRACTURE TYPE IIIA, IIIB, OR IIIC WITH ROUTINE HEALING	S82132F
DX_FRACTURE	FRACTURES	DX10	S82.132G	DISPLACED FRACTURE OF MEDIAL CONDYLE OF LEFT TIBIA, SUBSEQUENT ENCOUNTER FOR CLOSED FRACTURE WITH DELAYED HEALING	S82132G
DX_FRACTURE	FRACTURES	DX10	S82.132H	DISPLACED FRACTURE OF MEDIAL CONDYLE OF LEFT TIBIA, SUBSEQUENT ENCOUNTER FOR OPEN FRACTURE TYPE I OR II WITH DELAYED HEALING	S82132H
DX_FRACTURE	FRACTURES	DX10	S82.132J	DISPLACED FRACTURE OF MEDIAL CONDYLE OF LEFT TIBIA, SUBSEQUENT ENCOUNTER FOR OPEN FRACTURE TYPE IIIA, IIIB, OR IIIC WITH DELAYED HEALING	S82132J
DX_FRACTURE	FRACTURES	DX10	S82.132K	DISPLACED FRACTURE OF MEDIAL CONDYLE OF LEFT TIBIA, SUBSEQUENT ENCOUNTER FOR CLOSED FRACTURE WITH NONUNION	S82132K
DX_FRACTURE	FRACTURES	DX10	S82.132M	DISPLACED FRACTURE OF MEDIAL CONDYLE OF LEFT TIBIA, SUBSEQUENT ENCOUNTER FOR OPEN FRACTURE TYPE I OR II WITH NONUNION	S82132M
DX_FRACTURE	FRACTURES	DX10	S82.132N	DISPLACED FRACTURE OF MEDIAL CONDYLE OF LEFT TIBIA, SUBSEQUENT ENCOUNTER FOR OPEN FRACTURE TYPE IIIA, IIIB, OR IIIC WITH NONUNION	S82132N
DX_FRACTURE	FRACTURES	DX10	S82.132P	DISPLACED FRACTURE OF MEDIAL CONDYLE OF LEFT TIBIA, SUBSEQUENT ENCOUNTER FOR CLOSED FRACTURE WITH MALUNION	S82132P
DX_FRACTURE	FRACTURES	DX10	S82.132Q	DISPLACED FRACTURE OF MEDIAL CONDYLE OF LEFT TIBIA, SUBSEQUENT ENCOUNTER FOR OPEN FRACTURE TYPE I OR II WITH MALUNION	S82132Q
DX_FRACTURE	FRACTURES	DX10	S82.132R	DISPLACED FRACTURE OF MEDIAL CONDYLE OF LEFT TIBIA, SUBSEQUENT ENCOUNTER FOR OPEN FRACTURE TYPE IIIA, IIIB, OR IIIC WITH MALUNION	S82132R
DX_FRACTURE	FRACTURES	DX10	S82.132S	DISPLACED FRACTURE OF MEDIAL CONDYLE OF LEFT TIBIA, SEQUELA	S82132S
DX_FRACTURE	FRACTURES	DX10	S82.133	DISPLACED FRACTURE OF MEDIAL CONDYLE OF UNSPECIFIED TIBIA	S82133
DX_FRACTURE	FRACTURES	DX10	S82.133A	DISPLACED FRACTURE OF MEDIAL CONDYLE OF UNSPECIFIED TIBIA, INITIAL ENCOUNTER FOR CLOSED FRACTURE	S82133A
DX_FRACTURE	FRACTURES	DX10	S82.133B	DISPLACED FRACTURE OF MEDIAL CONDYLE OF UNSPECIFIED TIBIA, INITIAL ENCOUNTER FOR OPEN FRACTURE TYPE I OR I	S82133B
DX_FRACTURE	FRACTURES	DX10	S82.133C	DISPLACED FRACTURE OF MEDIAL CONDYLE OF UNSPECIFIED TIBIA, INITIAL ENCOUNTER FOR OPEN FRACTURE TYPE IIIA, IIIB, OR IIIC	S82133C
DX_FRACTURE	FRACTURES	DX10	S82.133D	DISPLACED FRACTURE OF MEDIAL CONDYLE OF UNSPECIFIED TIBIA, SUBSEQUENT ENCOUNTER FOR CLOSED FRACTURE WITH ROUTINE HEALING	S82133D
DX_FRACTURE	FRACTURES	DX10	S82.133E	DISPLACED FRACTURE OF MEDIAL CONDYLE OF UNSPECIFIED TIBIA, SUBSEQUENT ENCOUNTER FOR OPEN FRACTURE TYPE I OR II WITH ROUTINE HEALING	S82133E
DX_FRACTURE	FRACTURES	DX10	S82.133F	DISPLACED FRACTURE OF MEDIAL CONDYLE OF UNSPECIFIED TIBIA, SUBSEQUENT ENCOUNTER FOR OPEN FRACTURE TYPE IIIA, IIIB, OR IIIC WITH ROUTINE HEALING	S82133F
DX_FRACTURE	FRACTURES	DX10	S82.133G	DISPLACED FRACTURE OF MEDIAL CONDYLE OF UNSPECIFIED TIBIA, SUBSEQUENT ENCOUNTER FOR CLOSED FRACTURE WITH DELAYED HEALING	S82133G
DX_FRACTURE	FRACTURES	DX10	S82.133H	DISPLACED FRACTURE OF MEDIAL CONDYLE OF UNSPECIFIED TIBIA, SUBSEQUENT ENCOUNTER FOR OPEN FRACTURE TYPE I OR II WITH DELAYED HEALING	S82133H
DX_FRACTURE	FRACTURES	DX10	S82.133J	DISPLACED FRACTURE OF MEDIAL CONDYLE OF UNSPECIFIED TIBIA, SUBSEQUENT ENCOUNTER FOR OPEN FRACTURE TYPE IIIA, IIIB, OR IIIC WITH DELAYED HEALING	S82133J
DX_FRACTURE	FRACTURES	DX10	S82.133K	DISPLACED FRACTURE OF MEDIAL CONDYLE OF UNSPECIFIED TIBIA, SUBSEQUENT ENCOUNTER FOR CLOSED FRACTURE WITH NONUNION	S82133K
DX_FRACTURE	FRACTURES	DX10	S82.133M	DISPLACED FRACTURE OF MEDIAL CONDYLE OF UNSPECIFIED TIBIA, SUBSEQUENT ENCOUNTER FOR OPEN FRACTURE TYPE I OR II WITH NONUNION	S82133M
DX_FRACTURE	FRACTURES	DX10	S82.133N	DISPLACED FRACTURE OF MEDIAL CONDYLE OF UNSPECIFIED TIBIA, SUBSEQUENT ENCOUNTER FOR OPEN FRACTURE TYPE IIIA, IIIB, OR IIIC WITH NONUNION	S82133N
DX_FRACTURE	FRACTURES	DX10	S82.133P	DISPLACED FRACTURE OF MEDIAL CONDYLE OF UNSPECIFIED TIBIA, SUBSEQUENT ENCOUNTER FOR CLOSED FRACTURE WITH MALUNION	S82133P
DX_FRACTURE	FRACTURES	DX10	S82.133Q	DISPLACED FRACTURE OF MEDIAL CONDYLE OF UNSPECIFIED TIBIA, SUBSEQUENT ENCOUNTER FOR OPEN FRACTURE TYPE I OR II WITH MALUNION	S82133Q
DX_FRACTURE	FRACTURES	DX10	S82.133R	DISPLACED FRACTURE OF MEDIAL CONDYLE OF UNSPECIFIED TIBIA, SUBSEQUENT ENCOUNTER FOR OPEN FRACTURE TYPE IIIA, IIIB, OR IIIC WITH MALUNION	S82133R
DX_FRACTURE	FRACTURES	DX10	S82.133S	DISPLACED FRACTURE OF MEDIAL CONDYLE OF UNSPECIFIED TIBIA, SEQUELA	S82133S
DX_FRACTURE	FRACTURES	DX10	S82.134	NONDISPLACED FRACTURE OF MEDIAL CONDYLE OF RIGHT TIBIA	S82134
DX_FRACTURE	FRACTURES	DX10	S82.134A	NONDISPLACED FRACTURE OF MEDIAL CONDYLE OF RIGHT TIBIA, INITIAL ENCOUNTER FOR CLOSED FRACTURE	S82134A
DX_FRACTURE	FRACTURES	DX10	S82.134B	NONDISPLACED FRACTURE OF MEDIAL CONDYLE OF RIGHT TIBIA, INITIAL ENCOUNTER FOR OPEN FRACTURE TYPE I OR II	S82134B
DX_FRACTURE	FRACTURES	DX10	S82.134C	NONDISPLACED FRACTURE OF MEDIAL CONDYLE OF RIGHT TIBIA, INITIAL ENCOUNTER FOR OPEN FRACTURE TYPE IIIA, IIIB, OR IIIC	S82134C
DX_FRACTURE	FRACTURES	DX10	S82.134D	NONDISPLACED FRACTURE OF MEDIAL CONDYLE OF RIGHT TIBIA, SUBSEQUENT ENCOUNTER FOR CLOSED FRACTURE WITH ROUTINE HEALING	S82134D
DX_FRACTURE	FRACTURES	DX10	S82.134E	NONDISPLACED FRACTURE OF MEDIAL CONDYLE OF RIGHT TIBIA, SUBSEQUENT ENCOUNTER FOR OPEN FRACTURE TYPE I OR II WITH ROUTINE HEALING	S82134E
DX_FRACTURE	FRACTURES	DX10	S82.134F	NONDISPLACED FRACTURE OF MEDIAL CONDYLE OF RIGHT TIBIA, SUBSEQUENT ENCOUNTER FOR OPEN FRACTURE TYPE IIIA, IIIB, OR IIIC WITH ROUTINE HEALING	S82134F
DX_FRACTURE	FRACTURES	DX10	S82.134G	NONDISPLACED FRACTURE OF MEDIAL CONDYLE OF RIGHT TIBIA, SUBSEQUENT ENCOUNTER FOR CLOSED FRACTURE WITH DELAYED HEALING	S82134G
DX_FRACTURE	FRACTURES	DX10	S82.134H	NONDISPLACED FRACTURE OF MEDIAL CONDYLE OF RIGHT TIBIA, SUBSEQUENT ENCOUNTER FOR OPEN FRACTURE TYPE I OR II WITH DELAYED HEALING	S82134H
DX_FRACTURE	FRACTURES	DX10	S82.134J	NONDISPLACED FRACTURE OF MEDIAL CONDYLE OF RIGHT TIBIA, SUBSEQUENT ENCOUNTER FOR OPEN FRACTURE TYPE IIIA, IIIB, OR IIIC WITH DELAYED HEALING	S82134J
DX_FRACTURE	FRACTURES	DX10	S82.134K	NONDISPLACED FRACTURE OF MEDIAL CONDYLE OF RIGHT TIBIA, SUBSEQUENT ENCOUNTER FOR CLOSED FRACTURE WITH NONUNION	S82134K
DX_FRACTURE	FRACTURES	DX10	S82.134M	NONDISPLACED FRACTURE OF MEDIAL CONDYLE OF RIGHT TIBIA, SUBSEQUENT ENCOUNTER FOR OPEN FRACTURE TYPE I OR II WITH NONUNION	S82134M
DX_FRACTURE	FRACTURES	DX10	S82.134N	NONDISPLACED FRACTURE OF MEDIAL CONDYLE OF RIGHT TIBIA, SUBSEQUENT ENCOUNTER FOR OPEN FRACTURE TYPE IIIA, IIIB, OR IIIC WITH NONUNION	S82134N
DX_FRACTURE	FRACTURES	DX10	S82.134P	NONDISPLACED FRACTURE OF MEDIAL CONDYLE OF RIGHT TIBIA, SUBSEQUENT ENCOUNTER FOR CLOSED FRACTURE WITH MALUNION	S82134P
DX_FRACTURE	FRACTURES	DX10	S82.134Q	NONDISPLACED FRACTURE OF MEDIAL CONDYLE OF RIGHT TIBIA, SUBSEQUENT ENCOUNTER FOR OPEN FRACTURE TYPE I OR II WITH MALUNION	S82134Q
DX_FRACTURE	FRACTURES	DX10	S82.134R	NONDISPLACED FRACTURE OF MEDIAL CONDYLE OF RIGHT TIBIA, SUBSEQUENT ENCOUNTER FOR OPEN FRACTURE TYPE IIIA, IIIB, OR IIIC WITH MALUNION	S82134R
DX_FRACTURE	FRACTURES	DX10	S82.134S	NONDISPLACED FRACTURE OF MEDIAL CONDYLE OF RIGHT TIBIA, SEQUELA	S82134S
DX_FRACTURE	FRACTURES	DX10	S82.135	NONDISPLACED FRACTURE OF MEDIAL CONDYLE OF LEFT TIBIA	S82135
DX_FRACTURE	FRACTURES	DX10	S82.135A	NONDISPLACED FRACTURE OF MEDIAL CONDYLE OF LEFT TIBIA, INITIAL ENCOUNTER FOR CLOSED FRACTURE	S82135A
DX_FRACTURE	FRACTURES	DX10	S82.135B	NONDISPLACED FRACTURE OF MEDIAL CONDYLE OF LEFT TIBIA, INITIAL ENCOUNTER FOR OPEN FRACTURE TYPE I OR II	S82135B
DX_FRACTURE	FRACTURES	DX10	S82.135C	NONDISPLACED FRACTURE OF MEDIAL CONDYLE OF LEFT TIBIA, INITIAL ENCOUNTER FOR OPEN FRACTURE TYPE IIIA, IIIB, OR IIIC	S82135C
DX_FRACTURE	FRACTURES	DX10	S82.135D	NONDISPLACED FRACTURE OF MEDIAL CONDYLE OF LEFT TIBIA, SUBSEQUENT ENCOUNTER FOR CLOSED FRACTURE WITH ROUTINE HEALING	S82135D

Boehringer Ingelheim
Statistical and Epidemiological Analysis Plan (SEAP) for Non-Interventional Study
(NIS)
BI Study Number 1245-0228

Proprietary confidential information © 2023 Boehringer Ingelheim International GmbH or one or more of its affiliated companies

DX_FRACTURE	FRACTURES	DX10	S82.135E	NONDISPLACED FRACTURE OF MEDIAL CONDYLE OF LEFT TIBIA, SUBSEQUENT ENCOUNTER FOR OPEN FRACTURE TYPE I OR II WITH ROUTINE HEALING	S82135E
DX_FRACTURE	FRACTURES	DX10	S82.135F	NONDISPLACED FRACTURE OF MEDIAL CONDYLE OF LEFT TIBIA, SUBSEQUENT ENCOUNTER FOR OPEN FRACTURE TYPE IIIA, IIIB, OR IIIC WITH ROUTINE HEALING	S82135F
DX_FRACTURE	FRACTURES	DX10	S82.135G	NONDISPLACED FRACTURE OF MEDIAL CONDYLE OF LEFT TIBIA, SUBSEQUENT ENCOUNTER FOR CLOSED FRACTURE WITH DELAYED HEALING	S82135G
DX_FRACTURE	FRACTURES	DX10	S82.135H	NONDISPLACED FRACTURE OF MEDIAL CONDYLE OF LEFT TIBIA, SUBSEQUENT ENCOUNTER FOR OPEN FRACTURE TYPE I OR II WITH DELAYED HEALING	S82135H
DX_FRACTURE	FRACTURES	DX10	S82.135J	NONDISPLACED FRACTURE OF MEDIAL CONDYLE OF LEFT TIBIA, SUBSEQUENT ENCOUNTER FOR OPEN FRACTURE TYPE IIIA, IIIB, OR IIIC WITH DELAYED HEALING	S82135J
DX_FRACTURE	FRACTURES	DX10	S82.135K	NONDISPLACED FRACTURE OF MEDIAL CONDYLE OF LEFT TIBIA, SUBSEQUENT ENCOUNTER FOR CLOSED FRACTURE WITH NONUNION	S82135K
DX_FRACTURE	FRACTURES	DX10	S82.135M	NONDISPLACED FRACTURE OF MEDIAL CONDYLE OF LEFT TIBIA, SUBSEQUENT ENCOUNTER FOR OPEN FRACTURE TYPE I OR II WITH NONUNION	S82135M
DX_FRACTURE	FRACTURES	DX10	S82.135N	NONDISPLACED FRACTURE OF MEDIAL CONDYLE OF LEFT TIBIA, SUBSEQUENT ENCOUNTER FOR OPEN FRACTURE TYPE IIIA, IIIB, OR IIIC WITH NONUNION	S82135N
DX_FRACTURE	FRACTURES	DX10	S82.135P	NONDISPLACED FRACTURE OF MEDIAL CONDYLE OF LEFT TIBIA, SUBSEQUENT ENCOUNTER FOR CLOSED FRACTURE WITH MALUNION	S82135P
DX_FRACTURE	FRACTURES	DX10	S82.135Q	NONDISPLACED FRACTURE OF MEDIAL CONDYLE OF LEFT TIBIA, SUBSEQUENT ENCOUNTER FOR OPEN FRACTURE TYPE I OR II WITH MALUNION	S82135Q
DX_FRACTURE	FRACTURES	DX10	S82.135R	NONDISPLACED FRACTURE OF MEDIAL CONDYLE OF LEFT TIBIA, SUBSEQUENT ENCOUNTER FOR OPEN FRACTURE TYPE IIIA, IIIB, OR IIIC WITH MALUNION	S82135R
DX_FRACTURE	FRACTURES	DX10	S82.135S	NONDISPLACED FRACTURE OF MEDIAL CONDYLE OF LEFT TIBIA, SEQUELA	S82135S
DX_FRACTURE	FRACTURES	DX10	S82.136	NONDISPLACED FRACTURE OF MEDIAL CONDYLE OF UNSPECIFIED TIBIA	S82136
DX_FRACTURE	FRACTURES	DX10	S82.136A	NONDISPLACED FRACTURE OF MEDIAL CONDYLE OF UNSPECIFIED TIBIA, INITIAL ENCOUNTER FOR OPEN FRACTURE TYPE I OR II WITH MALUNION	S82136A
DX_FRACTURE	FRACTURES	DX10	S82.136B	NONDISPLACED FRACTURE OF MEDIAL CONDYLE OF UNSPECIFIED TIBIA, INITIAL ENCOUNTER FOR OPEN FRACTURE TYPE I OR II	S82136B
DX_FRACTURE	FRACTURES	DX10	S82.136C	NONDISPLACED FRACTURE OF MEDIAL CONDYLE OF UNSPECIFIED TIBIA, INITIAL ENCOUNTER FOR OPEN FRACTURE TYPE IIIA, IIIB, OR IIIC	S82136C
DX_FRACTURE	FRACTURES	DX10	S82.136D	NONDISPLACED FRACTURE OF MEDIAL CONDYLE OF UNSPECIFIED TIBIA, SUBSEQUENT ENCOUNTER FOR CLOSED FRACTURE WITH ROUTINE HEALING	S82136D
DX_FRACTURE	FRACTURES	DX10	S82.136E	NONDISPLACED FRACTURE OF MEDIAL CONDYLE OF UNSPECIFIED TIBIA, SUBSEQUENT ENCOUNTER FOR OPEN FRACTURE TYPE I OR II WITH ROUTINE HEALING	S82136E
DX_FRACTURE	FRACTURES	DX10	S82.136F	NONDISPLACED FRACTURE OF MEDIAL CONDYLE OF UNSPECIFIED TIBIA, SUBSEQUENT ENCOUNTER FOR OPEN FRACTURE TYPE IIIA, IIIB, OR IIIC WITH ROUTINE HEALING	S82136F
DX_FRACTURE	FRACTURES	DX10	S82.136G	NONDISPLACED FRACTURE OF MEDIAL CONDYLE OF UNSPECIFIED TIBIA, SUBSEQUENT ENCOUNTER FOR CLOSED FRACTURE WITH DELAYED HEALING	S82136G
DX_FRACTURE	FRACTURES	DX10	S82.136H	NONDISPLACED FRACTURE OF MEDIAL CONDYLE OF UNSPECIFIED TIBIA, SUBSEQUENT ENCOUNTER FOR OPEN FRACTURE TYPE I OR II WITH DELAYED HEALING	S82136H
DX_FRACTURE	FRACTURES	DX10	S82.136J	NONDISPLACED FRACTURE OF MEDIAL CONDYLE OF UNSPECIFIED TIBIA, SUBSEQUENT ENCOUNTER FOR OPEN FRACTURE TYPE IIIA, IIIB, OR IIIC WITH DELAYED HEALING	S82136J
DX_FRACTURE	FRACTURES	DX10	S82.136K	NONDISPLACED FRACTURE OF MEDIAL CONDYLE OF UNSPECIFIED TIBIA, SUBSEQUENT ENCOUNTER FOR CLOSED FRACTURE WITH NONUNION	S82136K
DX_FRACTURE	FRACTURES	DX10	S82.136M	NONDISPLACED FRACTURE OF MEDIAL CONDYLE OF UNSPECIFIED TIBIA, SUBSEQUENT ENCOUNTER FOR OPEN FRACTURE TYPE I OR II WITH NONUNION	S82136M
DX_FRACTURE	FRACTURES	DX10	S82.136N	NONDISPLACED FRACTURE OF MEDIAL CONDYLE OF UNSPECIFIED TIBIA, SUBSEQUENT ENCOUNTER FOR OPEN FRACTURE TYPE IIIA, IIIB, OR IIIC WITH NONUNION	S82136N
DX_FRACTURE	FRACTURES	DX10	S82.136P	NONDISPLACED FRACTURE OF MEDIAL CONDYLE OF UNSPECIFIED TIBIA, SUBSEQUENT ENCOUNTER FOR CLOSED FRACTURE WITH MALUNION	S82136P
DX_FRACTURE	FRACTURES	DX10	S82.136Q	NONDISPLACED FRACTURE OF MEDIAL CONDYLE OF UNSPECIFIED TIBIA, SUBSEQUENT ENCOUNTER FOR OPEN FRACTURE TYPE I OR II WITH MALUNION	S82136Q
DX_FRACTURE	FRACTURES	DX10	S82.136R	NONDISPLACED FRACTURE OF MEDIAL CONDYLE OF UNSPECIFIED TIBIA, SUBSEQUENT ENCOUNTER FOR OPEN FRACTURE TYPE IIIA, IIIB, OR IIIC WITH MALUNION	S82136R
DX_FRACTURE	FRACTURES	DX10	S82.136S	NONDISPLACED FRACTURE OF MEDIAL CONDYLE OF UNSPECIFIED TIBIA, SEQUELA	S82136S
DX_FRACTURE	FRACTURES	DX10	S82.14	BICONDYLAR FRACTURE OF TIBIA	S8214
DX_FRACTURE	FRACTURES	DX10	S82.141	DISPLACED BICONDYLAR FRACTURE OF RIGHT TIBIA	S82141
DX_FRACTURE	FRACTURES	DX10	S82.141A	DISPLACED BICONDYLAR FRACTURE OF RIGHT TIBIA, INITIAL ENCOUNTER FOR CLOSED FRACTURE	S82141A
DX_FRACTURE	FRACTURES	DX10	S82.141B	DISPLACED BICONDYLAR FRACTURE OF RIGHT TIBIA, INITIAL ENCOUNTER FOR OPEN FRACTURE TYPE I OR II	S82141B
DX_FRACTURE	FRACTURES	DX10	S82.141C	DISPLACED BICONDYLAR FRACTURE OF RIGHT TIBIA, INITIAL ENCOUNTER FOR OPEN FRACTURE TYPE IIIA, IIIB, OR IIIC	S82141C
DX_FRACTURE	FRACTURES	DX10	S82.141D	DISPLACED BICONDYLAR FRACTURE OF RIGHT TIBIA, SUBSEQUENT ENCOUNTER FOR CLOSED FRACTURE WITH ROUTINE HEALING	S82141D
DX_FRACTURE	FRACTURES	DX10	S82.141E	DISPLACED BICONDYLAR FRACTURE OF RIGHT TIBIA, SUBSEQUENT ENCOUNTER FOR OPEN FRACTURE TYPE I OR II WITH ROUTINE HEALING	S82141E
DX_FRACTURE	FRACTURES	DX10	S82.141F	DISPLACED BICONDYLAR FRACTURE OF RIGHT TIBIA, SUBSEQUENT ENCOUNTER FOR OPEN FRACTURE TYPE IIIA, IIIB, OR IIIC WITH ROUTINE HEALING	S82141F
DX_FRACTURE	FRACTURES	DX10	S82.141G	DISPLACED BICONDYLAR FRACTURE OF RIGHT TIBIA, SUBSEQUENT ENCOUNTER FOR CLOSED FRACTURE WITH DELAYED HEALING	S82141G
DX_FRACTURE	FRACTURES	DX10	S82.141H	DISPLACED BICONDYLAR FRACTURE OF RIGHT TIBIA, SUBSEQUENT ENCOUNTER FOR OPEN FRACTURE TYPE I OR II WITH DELAYED HEALING	S82141H
DX_FRACTURE	FRACTURES	DX10	S82.141J	DISPLACED BICONDYLAR FRACTURE OF RIGHT TIBIA, SUBSEQUENT ENCOUNTER FOR OPEN FRACTURE TYPE IIIA, IIIB, OR IIIC WITH DELAYED HEALING	S82141J
DX_FRACTURE	FRACTURES	DX10	S82.141K	DISPLACED BICONDYLAR FRACTURE OF RIGHT TIBIA, SUBSEQUENT ENCOUNTER FOR CLOSED FRACTURE WITH NONUNION	S82141K
DX_FRACTURE	FRACTURES	DX10	S82.141M	DISPLACED BICONDYLAR FRACTURE OF RIGHT TIBIA, SUBSEQUENT ENCOUNTER FOR OPEN FRACTURE TYPE I OR II WITH NONUNION	S82141M
DX_FRACTURE	FRACTURES	DX10	S82.141N	DISPLACED BICONDYLAR FRACTURE OF RIGHT TIBIA, SUBSEQUENT ENCOUNTER FOR OPEN FRACTURE TYPE IIIA, IIIB, OR IIIC WITH NONUNION	S82141N
DX_FRACTURE	FRACTURES	DX10	S82.141P	DISPLACED BICONDYLAR FRACTURE OF RIGHT TIBIA, SUBSEQUENT ENCOUNTER FOR CLOSED FRACTURE WITH MALUNION	S82141P
DX_FRACTURE	FRACTURES	DX10	S82.141Q	DISPLACED BICONDYLAR FRACTURE OF RIGHT TIBIA, SUBSEQUENT ENCOUNTER FOR OPEN FRACTURE TYPE I OR II WITH MALUNION	S82141Q
DX_FRACTURE	FRACTURES	DX10	S82.141R	DISPLACED BICONDYLAR FRACTURE OF RIGHT TIBIA, SUBSEQUENT ENCOUNTER FOR OPEN FRACTURE TYPE IIIA, IIIB, OR IIIC WITH MALUNION	S82141R
DX_FRACTURE	FRACTURES	DX10	S82.141S	DISPLACED BICONDYLAR FRACTURE OF RIGHT TIBIA, SEQUELA	S82141S
DX_FRACTURE	FRACTURES	DX10	S82.142	DISPLACED BICONDYLAR FRACTURE OF LEFT TIBIA	S82142
DX_FRACTURE	FRACTURES	DX10	S82.142A	DISPLACED BICONDYLAR FRACTURE OF LEFT TIBIA, INITIAL ENCOUNTER FOR CLOSED FRACTURE	S82142A
DX_FRACTURE	FRACTURES	DX10	S82.142B	DISPLACED BICONDYLAR FRACTURE OF LEFT TIBIA, INITIAL ENCOUNTER FOR OPEN FRACTURE TYPE I OR II	S82142B
DX_FRACTURE	FRACTURES	DX10	S82.142C	DISPLACED BICONDYLAR FRACTURE OF LEFT TIBIA, INITIAL ENCOUNTER FOR OPEN FRACTURE TYPE IIIA, IIIB, OR IIIC	S82142C
DX_FRACTURE	FRACTURES	DX10	S82.142D	DISPLACED BICONDYLAR FRACTURE OF LEFT TIBIA, SUBSEQUENT ENCOUNTER FOR CLOSED FRACTURE WITH ROUTINE HEALING	S82142D

Boehringer Ingelheim
Statistical and Epidemiological Analysis Plan (SEAP) for Non-Interventional Study
(NIS)
BI Study Number 1245-0228

Proprietary confidential information © 2023 Boehringer Ingelheim International GmbH or one or more of its affiliated companies

DX_FRACTURE	FRACTURES	DX10	S82.142E	DISPLACED BICONDYLAR FRACTURE OF LEFT TIBIA, SUBSEQUENT ENCOUNTER FOR OPEN FRACTURE TYPE I OR II WITH ROUTINE HEALING	S82142E
DX_FRACTURE	FRACTURES	DX10	S82.142F	DISPLACED BICONDYLAR FRACTURE OF LEFT TIBIA, SUBSEQUENT ENCOUNTER FOR OPEN FRACTURE TYPE IIIA, IIIB, OR IIIC WITH ROUTINE HEALING	S82142F
DX_FRACTURE	FRACTURES	DX10	S82.142G	DISPLACED BICONDYLAR FRACTURE OF LEFT TIBIA, SUBSEQUENT ENCOUNTER FOR CLOSED FRACTURE WITH DELAYED HEALING	S82142G
DX_FRACTURE	FRACTURES	DX10	S82.142H	DISPLACED BICONDYLAR FRACTURE OF LEFT TIBIA, SUBSEQUENT ENCOUNTER FOR OPEN FRACTURE TYPE I OR II WITH DELAYED HEALING	S82142H
DX_FRACTURE	FRACTURES	DX10	S82.142J	DISPLACED BICONDYLAR FRACTURE OF LEFT TIBIA, SUBSEQUENT ENCOUNTER FOR OPEN FRACTURE TYPE IIIA, IIIB, OR IIIC WITH DELAYED HEALING	S82142J
DX_FRACTURE	FRACTURES	DX10	S82.142K	DISPLACED BICONDYLAR FRACTURE OF LEFT TIBIA, SUBSEQUENT ENCOUNTER FOR CLOSED FRACTURE WITH NONUNION	S82142K
DX_FRACTURE	FRACTURES	DX10	S82.142M	DISPLACED BICONDYLAR FRACTURE OF LEFT TIBIA, SUBSEQUENT ENCOUNTER FOR OPEN FRACTURE TYPE I OR II WITH NONUNION	S82142M
DX_FRACTURE	FRACTURES	DX10	S82.142N	DISPLACED BICONDYLAR FRACTURE OF LEFT TIBIA, SUBSEQUENT ENCOUNTER FOR OPEN FRACTURE TYPE IIIA, IIIB, OR IIIC WITH NONUNION	S82142N
DX_FRACTURE	FRACTURES	DX10	S82.142P	DISPLACED BICONDYLAR FRACTURE OF LEFT TIBIA, SUBSEQUENT ENCOUNTER FOR CLOSED FRACTURE WITH MALUNION	S82142P
DX_FRACTURE	FRACTURES	DX10	S82.142Q	DISPLACED BICONDYLAR FRACTURE OF LEFT TIBIA, SUBSEQUENT ENCOUNTER FOR OPEN FRACTURE TYPE I OR II WITH MALUNION	S82142Q
DX_FRACTURE	FRACTURES	DX10	S82.142R	DISPLACED BICONDYLAR FRACTURE OF LEFT TIBIA, SUBSEQUENT ENCOUNTER FOR OPEN FRACTURE TYPE IIIA, IIIB, OR IIIC WITH MALUNION	S82142R
DX_FRACTURE	FRACTURES	DX10	S82.142S	DISPLACED BICONDYLAR FRACTURE OF LEFT TIBIA, SEQUELA	S82142S
DX_FRACTURE	FRACTURES	DX10	S82.143	DISPLACED BICONDYLAR FRACTURE OF UNSPECIFIED TIBIA	S82143
DX_FRACTURE	FRACTURES	DX10	S82.143A	DISPLACED BICONDYLAR FRACTURE OF UNSPECIFIED TIBIA, INITIAL ENCOUNTER FOR CLOSED FRACTURE	S82143A
DX_FRACTURE	FRACTURES	DX10	S82.143B	DISPLACED BICONDYLAR FRACTURE OF UNSPECIFIED TIBIA, INITIAL ENCOUNTER FOR OPEN FRACTURE TYPE I OR II	S82143B
DX_FRACTURE	FRACTURES	DX10	S82.143C	DISPLACED BICONDYLAR FRACTURE OF UNSPECIFIED TIBIA, INITIAL ENCOUNTER FOR OPEN FRACTURE TYPE IIIA, IIIB, OR IIIC	S82143C
DX_FRACTURE	FRACTURES	DX10	S82.143D	DISPLACED BICONDYLAR FRACTURE OF UNSPECIFIED TIBIA, SUBSEQUENT ENCOUNTER FOR CLOSED FRACTURE WITH ROUTINE HEALING	S82143D
DX_FRACTURE	FRACTURES	DX10	S82.143E	DISPLACED BICONDYLAR FRACTURE OF UNSPECIFIED TIBIA, SUBSEQUENT ENCOUNTER FOR OPEN FRACTURE TYPE I OR II WITH ROUTINE HEALING	S82143E
DX_FRACTURE	FRACTURES	DX10	S82.143F	DISPLACED BICONDYLAR FRACTURE OF UNSPECIFIED TIBIA, SUBSEQUENT ENCOUNTER FOR OPEN FRACTURE TYPE IIIA, IIIB, OR IIIC WITH ROUTINE HEALING	S82143F
DX_FRACTURE	FRACTURES	DX10	S82.143G	DISPLACED BICONDYLAR FRACTURE OF UNSPECIFIED TIBIA, SUBSEQUENT ENCOUNTER FOR CLOSED FRACTURE WITH DELAYED HEALING	S82143G
DX_FRACTURE	FRACTURES	DX10	S82.143H	DISPLACED BICONDYLAR FRACTURE OF UNSPECIFIED TIBIA, SUBSEQUENT ENCOUNTER FOR OPEN FRACTURE TYPE I OR II WITH DELAYED HEALING	S82143H
DX_FRACTURE	FRACTURES	DX10	S82.143J	DISPLACED BICONDYLAR FRACTURE OF UNSPECIFIED TIBIA, SUBSEQUENT ENCOUNTER FOR OPEN FRACTURE TYPE IIIA, IIIB, OR IIIC WITH DELAYED HEALING	S82143J
DX_FRACTURE	FRACTURES	DX10	S82.143K	DISPLACED BICONDYLAR FRACTURE OF UNSPECIFIED TIBIA, SUBSEQUENT ENCOUNTER FOR CLOSED FRACTURE WITH NONUNION	S82143K
DX_FRACTURE	FRACTURES	DX10	S82.143M	DISPLACED BICONDYLAR FRACTURE OF UNSPECIFIED TIBIA, SUBSEQUENT ENCOUNTER FOR OPEN FRACTURE TYPE I OR II WITH NONUNION	S82143M
DX_FRACTURE	FRACTURES	DX10	S82.143N	DISPLACED BICONDYLAR FRACTURE OF UNSPECIFIED TIBIA, SUBSEQUENT ENCOUNTER FOR OPEN FRACTURE TYPE IIIA, IIIB, OR IIIC WITH NONUNION	S82143N
DX_FRACTURE	FRACTURES	DX10	S82.143P	DISPLACED BICONDYLAR FRACTURE OF UNSPECIFIED TIBIA, SUBSEQUENT ENCOUNTER FOR CLOSED FRACTURE WITH MALUNION	S82143P
DX_FRACTURE	FRACTURES	DX10	S82.143Q	DISPLACED BICONDYLAR FRACTURE OF UNSPECIFIED TIBIA, SUBSEQUENT ENCOUNTER FOR OPEN FRACTURE TYPE I OR II WITH MALUNION	S82143Q
DX_FRACTURE	FRACTURES	DX10	S82.143R	DISPLACED BICONDYLAR FRACTURE OF UNSPECIFIED TIBIA, SUBSEQUENT ENCOUNTER FOR OPEN FRACTURE TYPE IIIA, IIIB, OR IIIC WITH MALUNION	S82143R
DX_FRACTURE	FRACTURES	DX10	S82.143S	DISPLACED BICONDYLAR FRACTURE OF UNSPECIFIED TIBIA, SEQUELA	S82143S
DX_FRACTURE	FRACTURES	DX10	S82.144	NONDISPLACED BICONDYLAR FRACTURE OF RIGHT TIBIA	S82144
DX_FRACTURE	FRACTURES	DX10	S82.144A	NONDISPLACED BICONDYLAR FRACTURE OF RIGHT TIBIA, INITIAL ENCOUNTER FOR CLOSED FRACTURE	S82144A
DX_FRACTURE	FRACTURES	DX10	S82.144B	NONDISPLACED BICONDYLAR FRACTURE OF RIGHT TIBIA, INITIAL ENCOUNTER FOR OPEN FRACTURE TYPE I OR II	S82144B
DX_FRACTURE	FRACTURES	DX10	S82.144C	NONDISPLACED BICONDYLAR FRACTURE OF RIGHT TIBIA, INITIAL ENCOUNTER FOR OPEN FRACTURE TYPE IIIA, IIIB, OR IIIC	S82144C
DX_FRACTURE	FRACTURES	DX10	S82.144D	NONDISPLACED BICONDYLAR FRACTURE OF RIGHT TIBIA, SUBSEQUENT ENCOUNTER FOR CLOSED FRACTURE WITH ROUTINE HEALING	S82144D
DX_FRACTURE	FRACTURES	DX10	S82.144E	NONDISPLACED BICONDYLAR FRACTURE OF RIGHT TIBIA, SUBSEQUENT ENCOUNTER FOR OPEN FRACTURE TYPE I OR II WITH ROUTINE HEALING	S82144E
DX_FRACTURE	FRACTURES	DX10	S82.144F	NONDISPLACED BICONDYLAR FRACTURE OF RIGHT TIBIA, SUBSEQUENT ENCOUNTER FOR OPEN FRACTURE TYPE IIIA, IIIB, OR IIIC WITH ROUTINE HEALING	S82144F
DX_FRACTURE	FRACTURES	DX10	S82.144G	NONDISPLACED BICONDYLAR FRACTURE OF RIGHT TIBIA, SUBSEQUENT ENCOUNTER FOR CLOSED FRACTURE WITH DELAYED HEALING	S82144G
DX_FRACTURE	FRACTURES	DX10	S82.144H	NONDISPLACED BICONDYLAR FRACTURE OF RIGHT TIBIA, SUBSEQUENT ENCOUNTER FOR OPEN FRACTURE TYPE I OR II WITH DELAYED HEALING	S82144H
DX_FRACTURE	FRACTURES	DX10	S82.144J	NONDISPLACED BICONDYLAR FRACTURE OF RIGHT TIBIA, SUBSEQUENT ENCOUNTER FOR OPEN FRACTURE TYPE IIIA, IIIB, OR IIIC WITH DELAYED HEALING	S82144J
DX_FRACTURE	FRACTURES	DX10	S82.144K	NONDISPLACED BICONDYLAR FRACTURE OF RIGHT TIBIA, SUBSEQUENT ENCOUNTER FOR CLOSED FRACTURE WITH NONUNION	S82144K
DX_FRACTURE	FRACTURES	DX10	S82.144M	NONDISPLACED BICONDYLAR FRACTURE OF RIGHT TIBIA, SUBSEQUENT ENCOUNTER FOR OPEN FRACTURE TYPE I OR II WITH NONUNION	S82144M
DX_FRACTURE	FRACTURES	DX10	S82.144N	NONDISPLACED BICONDYLAR FRACTURE OF RIGHT TIBIA, SUBSEQUENT ENCOUNTER FOR OPEN FRACTURE TYPE IIIA, IIIB, OR IIIC WITH NONUNION	S82144N
DX_FRACTURE	FRACTURES	DX10	S82.144P	NONDISPLACED BICONDYLAR FRACTURE OF RIGHT TIBIA, SUBSEQUENT ENCOUNTER FOR CLOSED FRACTURE WITH MALUNION	S82144P
DX_FRACTURE	FRACTURES	DX10	S82.144Q	NONDISPLACED BICONDYLAR FRACTURE OF RIGHT TIBIA, SUBSEQUENT ENCOUNTER FOR OPEN FRACTURE TYPE I OR II WITH MALUNION	S82144Q
DX_FRACTURE	FRACTURES	DX10	S82.144R	NONDISPLACED BICONDYLAR FRACTURE OF RIGHT TIBIA, SUBSEQUENT ENCOUNTER FOR OPEN FRACTURE TYPE IIIA, IIIB, OR IIIC WITH MALUNION	S82144R
DX_FRACTURE	FRACTURES	DX10	S82.144S	NONDISPLACED BICONDYLAR FRACTURE OF RIGHT TIBIA, SEQUELA	S82144S
DX_FRACTURE	FRACTURES	DX10	S82.145	NONDISPLACED BICONDYLAR FRACTURE OF LEFT TIBIA	S82145
DX_FRACTURE	FRACTURES	DX10	S82.145A	NONDISPLACED BICONDYLAR FRACTURE OF LEFT TIBIA, INITIAL ENCOUNTER FOR CLOSED FRACTURE	S82145A
DX_FRACTURE	FRACTURES	DX10	S82.145B	NONDISPLACED BICONDYLAR FRACTURE OF LEFT TIBIA, INITIAL ENCOUNTER FOR OPEN FRACTURE TYPE I OR II	S82145B
DX_FRACTURE	FRACTURES	DX10	S82.145C	NONDISPLACED BICONDYLAR FRACTURE OF LEFT TIBIA, INITIAL ENCOUNTER FOR OPEN FRACTURE TYPE IIIA, IIIB, OR IIIC	S82145C
DX_FRACTURE	FRACTURES	DX10	S82.145D	NONDISPLACED BICONDYLAR FRACTURE OF LEFT TIBIA, SUBSEQUENT ENCOUNTER FOR CLOSED FRACTURE WITH ROUTINE HEALING	S82145D

Boehringer Ingelheim
Statistical and Epidemiological Analysis Plan (SEAP) for Non-Interventional Study
(NIS)
BI Study Number 1245-0228

Proprietary confidential information © 2023 Boehringer Ingelheim International GmbH or one or more of its affiliated companies

DX_FRACTURE	FRACTURES	DX10	S82.145E	NONDISPLACED BICONDYLAR FRACTURE OF LEFT TIBIA, SUBSEQUENT ENCOUNTER FOR OPEN FRACTURE TYPE I OR II WITH ROUTINE HEALING	S82145E
DX_FRACTURE	FRACTURES	DX10	S82.145F	NONDISPLACED BICONDYLAR FRACTURE OF LEFT TIBIA, SUBSEQUENT ENCOUNTER FOR OPEN FRACTURE TYPE IIIA, IIIB, OR IIIC WITH ROUTINE HEALING	S82145F
DX_FRACTURE	FRACTURES	DX10	S82.145G	NONDISPLACED BICONDYLAR FRACTURE OF LEFT TIBIA, SUBSEQUENT ENCOUNTER FOR CLOSED FRACTURE WITH DELAYED HEALING	S82145G
DX_FRACTURE	FRACTURES	DX10	S82.145H	NONDISPLACED BICONDYLAR FRACTURE OF LEFT TIBIA, SUBSEQUENT ENCOUNTER FOR OPEN FRACTURE TYPE I OR II WITH DELAYED HEALING	S82145H
DX_FRACTURE	FRACTURES	DX10	S82.145J	NONDISPLACED BICONDYLAR FRACTURE OF LEFT TIBIA, SUBSEQUENT ENCOUNTER FOR OPEN FRACTURE TYPE IIIA, IIIB, OR IIIC WITH DELAYED HEALING	S82145J
DX_FRACTURE	FRACTURES	DX10	S82.145K	NONDISPLACED BICONDYLAR FRACTURE OF LEFT TIBIA, SUBSEQUENT ENCOUNTER FOR CLOSED FRACTURE WITH NONUNION	S82145K
DX_FRACTURE	FRACTURES	DX10	S82.145M	NONDISPLACED BICONDYLAR FRACTURE OF LEFT TIBIA, SUBSEQUENT ENCOUNTER FOR OPEN FRACTURE TYPE I OR II WITH NONUNION	S82145M
DX_FRACTURE	FRACTURES	DX10	S82.145N	NONDISPLACED BICONDYLAR FRACTURE OF LEFT TIBIA, SUBSEQUENT ENCOUNTER FOR OPEN FRACTURE TYPE IIIA, IIIB, OR IIIC WITH NONUNION	S82145N
DX_FRACTURE	FRACTURES	DX10	S82.145P	NONDISPLACED BICONDYLAR FRACTURE OF LEFT TIBIA, SUBSEQUENT ENCOUNTER FOR CLOSED FRACTURE WITH MALUNION	S82145P
DX_FRACTURE	FRACTURES	DX10	S82.145Q	NONDISPLACED BICONDYLAR FRACTURE OF LEFT TIBIA, SUBSEQUENT ENCOUNTER FOR OPEN FRACTURE TYPE I OR II WITH MALUNION	S82145Q
DX_FRACTURE	FRACTURES	DX10	S82.145R	NONDISPLACED BICONDYLAR FRACTURE OF LEFT TIBIA, SUBSEQUENT ENCOUNTER FOR OPEN FRACTURE TYPE IIIA, IIIB, OR IIIC WITH MALUNION	S82145R
DX_FRACTURE	FRACTURES	DX10	S82.145S	NONDISPLACED BICONDYLAR FRACTURE OF LEFT TIBIA, SEQUELA	S82145S
DX_FRACTURE	FRACTURES	DX10	S82.146	NONDISPLACED BICONDYLAR FRACTURE OF UNSPECIFIED TIBIA	S82146
DX_FRACTURE	FRACTURES	DX10	S82.146A	NONDISPLACED BICONDYLAR FRACTURE OF UNSPECIFIED TIBIA, INITIAL ENCOUNTER FOR CLOSED FRACTURE	S82146A
DX_FRACTURE	FRACTURES	DX10	S82.146B	NONDISPLACED BICONDYLAR FRACTURE OF UNSPECIFIED TIBIA, INITIAL ENCOUNTER FOR OPEN FRACTURE TYPE I OR II	S82146B
DX_FRACTURE	FRACTURES	DX10	S82.146C	NONDISPLACED BICONDYLAR FRACTURE OF UNSPECIFIED TIBIA, INITIAL ENCOUNTER FOR OPEN FRACTURE TYPE IIIA, IIIB, OR IIIC	S82146C
DX_FRACTURE	FRACTURES	DX10	S82.146D	NONDISPLACED BICONDYLAR FRACTURE OF UNSPECIFIED TIBIA, SUBSEQUENT ENCOUNTER FOR CLOSED FRACTURE WITH ROUTINE HEALING	S82146D
DX_FRACTURE	FRACTURES	DX10	S82.146E	NONDISPLACED BICONDYLAR FRACTURE OF UNSPECIFIED TIBIA, SUBSEQUENT ENCOUNTER FOR OPEN FRACTURE TYPE I OR II WITH ROUTINE HEALING	S82146E
DX_FRACTURE	FRACTURES	DX10	S82.146F	NONDISPLACED BICONDYLAR FRACTURE OF UNSPECIFIED TIBIA, SUBSEQUENT ENCOUNTER FOR OPEN FRACTURE TYPE IIIA, IIIB, OR IIIC WITH ROUTINE HEALING	S82146F
DX_FRACTURE	FRACTURES	DX10	S82.146G	NONDISPLACED BICONDYLAR FRACTURE OF UNSPECIFIED TIBIA, SUBSEQUENT ENCOUNTER FOR CLOSED FRACTURE WITH DELAYED HEALING	S82146G
DX_FRACTURE	FRACTURES	DX10	S82.146H	NONDISPLACED BICONDYLAR FRACTURE OF UNSPECIFIED TIBIA, SUBSEQUENT ENCOUNTER FOR OPEN FRACTURE TYPE I OR II WITH DELAYED HEALING	S82146H
DX_FRACTURE	FRACTURES	DX10	S82.146J	NONDISPLACED BICONDYLAR FRACTURE OF UNSPECIFIED TIBIA, SUBSEQUENT ENCOUNTER FOR OPEN FRACTURE TYPE IIIA, IIIB, OR IIIC WITH DELAYED HEALING	S82146J
DX_FRACTURE	FRACTURES	DX10	S82.146K	NONDISPLACED BICONDYLAR FRACTURE OF UNSPECIFIED TIBIA, SUBSEQUENT ENCOUNTER FOR CLOSED FRACTURE WITH NONUNION	S82146K
DX_FRACTURE	FRACTURES	DX10	S82.146M	NONDISPLACED BICONDYLAR FRACTURE OF UNSPECIFIED TIBIA, SUBSEQUENT ENCOUNTER FOR OPEN FRACTURE TYPE I OR II WITH NONUNION	S82146M
DX_FRACTURE	FRACTURES	DX10	S82.146N	NONDISPLACED BICONDYLAR FRACTURE OF UNSPECIFIED TIBIA, SUBSEQUENT ENCOUNTER FOR OPEN FRACTURE TYPE IIIA, IIIB, OR IIIC WITH NONUNION	S82146N
DX_FRACTURE	FRACTURES	DX10	S82.146P	NONDISPLACED BICONDYLAR FRACTURE OF UNSPECIFIED TIBIA, SUBSEQUENT ENCOUNTER FOR CLOSED FRACTURE WITH MALUNION	S82146P
DX_FRACTURE	FRACTURES	DX10	S82.146Q	NONDISPLACED BICONDYLAR FRACTURE OF UNSPECIFIED TIBIA, SUBSEQUENT ENCOUNTER FOR OPEN FRACTURE TYPE I OR II WITH MALUNION	S82146Q
DX_FRACTURE	FRACTURES	DX10	S82.146R	NONDISPLACED BICONDYLAR FRACTURE OF UNSPECIFIED TIBIA, SUBSEQUENT ENCOUNTER FOR OPEN FRACTURE TYPE IIIA, IIIB, OR IIIC WITH MALUNION	S82146R
DX_FRACTURE	FRACTURES	DX10	S82.146S	NONDISPLACED BICONDYLAR FRACTURE OF UNSPECIFIED TIBIA, SEQUELA	S82146S
DX_FRACTURE	FRACTURES	DX10	S82.15	FRACTURE OF TIBIAL TUBEROSITY	S8215
DX_FRACTURE	FRACTURES	DX10	S82.151	DISPLACED FRACTURE OF RIGHT TIBIAL TUBEROSITY	S82151
DX_FRACTURE	FRACTURES	DX10	S82.151A	DISPLACED FRACTURE OF RIGHT TIBIAL TUBEROSITY, INITIAL ENCOUNTER FOR CLOSED FRACTURE	S82151A
DX_FRACTURE	FRACTURES	DX10	S82.151B	DISPLACED FRACTURE OF RIGHT TIBIAL TUBEROSITY, INITIAL ENCOUNTER FOR OPEN FRACTURE TYPE I OR II	S82151B
DX_FRACTURE	FRACTURES	DX10	S82.151C	DISPLACED FRACTURE OF RIGHT TIBIAL TUBEROSITY, INITIAL ENCOUNTER FOR OPEN FRACTURE TYPE IIIA, IIIB, OR IIIC	S82151C
DX_FRACTURE	FRACTURES	DX10	S82.151D	DISPLACED FRACTURE OF RIGHT TIBIAL TUBEROSITY, SUBSEQUENT ENCOUNTER FOR CLOSED FRACTURE WITH ROUTINE HEALING	S82151D
DX_FRACTURE	FRACTURES	DX10	S82.151E	DISPLACED FRACTURE OF RIGHT TIBIAL TUBEROSITY, SUBSEQUENT ENCOUNTER FOR OPEN FRACTURE TYPE I OR II WITH ROUTINE HEALING	S82151E
DX_FRACTURE	FRACTURES	DX10	S82.151F	DISPLACED FRACTURE OF RIGHT TIBIAL TUBEROSITY, SUBSEQUENT ENCOUNTER FOR OPEN FRACTURE TYPE IIIA, IIIB, OR IIIC WITH ROUTINE HEALING	S82151F
DX_FRACTURE	FRACTURES	DX10	S82.151G	DISPLACED FRACTURE OF RIGHT TIBIAL TUBEROSITY, SUBSEQUENT ENCOUNTER FOR CLOSED FRACTURE WITH DELAYED HEALING	S82151G
DX_FRACTURE	FRACTURES	DX10	S82.151H	DISPLACED FRACTURE OF RIGHT TIBIAL TUBEROSITY, SUBSEQUENT ENCOUNTER FOR OPEN FRACTURE TYPE I OR II WITH DELAYED HEALING	S82151H
DX_FRACTURE	FRACTURES	DX10	S82.151J	DISPLACED FRACTURE OF RIGHT TIBIAL TUBEROSITY, SUBSEQUENT ENCOUNTER FOR OPEN FRACTURE TYPE IIIA, IIIB, OR IIIC WITH DELAYED HEALING	S82151J
DX_FRACTURE	FRACTURES	DX10	S82.151K	DISPLACED FRACTURE OF RIGHT TIBIAL TUBEROSITY, SUBSEQUENT ENCOUNTER FOR CLOSED FRACTURE WITH NONUNION	S82151K
DX_FRACTURE	FRACTURES	DX10	S82.151M	DISPLACED FRACTURE OF RIGHT TIBIAL TUBEROSITY, SUBSEQUENT ENCOUNTER FOR OPEN FRACTURE TYPE I OR II WITH NONUNION	S82151M
DX_FRACTURE	FRACTURES	DX10	S82.151N	DISPLACED FRACTURE OF RIGHT TIBIAL TUBEROSITY, SUBSEQUENT ENCOUNTER FOR OPEN FRACTURE TYPE IIIA, IIIB, OR IIIC WITH NONUNION	S82151N
DX_FRACTURE	FRACTURES	DX10	S82.151P	DISPLACED FRACTURE OF RIGHT TIBIAL TUBEROSITY, SUBSEQUENT ENCOUNTER FOR CLOSED FRACTURE WITH MALUNION	S82151P
DX_FRACTURE	FRACTURES	DX10	S82.151Q	DISPLACED FRACTURE OF RIGHT TIBIAL TUBEROSITY, SUBSEQUENT ENCOUNTER FOR OPEN FRACTURE TYPE I OR II WITH MALUNION	S82151Q
DX_FRACTURE	FRACTURES	DX10	S82.151R	DISPLACED FRACTURE OF RIGHT TIBIAL TUBEROSITY, SUBSEQUENT ENCOUNTER FOR OPEN FRACTURE TYPE IIIA, IIIB, OR IIIC WITH MALUNION	S82151R
DX_FRACTURE	FRACTURES	DX10	S82.151S	DISPLACED FRACTURE OF RIGHT TIBIAL TUBEROSITY, SEQUELA	S82151S
DX_FRACTURE	FRACTURES	DX10	S82.152	DISPLACED FRACTURE OF LEFT TIBIAL TUBEROSITY	S82152
DX_FRACTURE	FRACTURES	DX10	S82.152A	DISPLACED FRACTURE OF LEFT TIBIAL TUBEROSITY, INITIAL ENCOUNTER FOR CLOSED FRACTURE	S82152A
DX_FRACTURE	FRACTURES	DX10	S82.152B	DISPLACED FRACTURE OF LEFT TIBIAL TUBEROSITY, INITIAL ENCOUNTER FOR OPEN FRACTURE TYPE I OR II	S82152B
DX_FRACTURE	FRACTURES	DX10	S82.152C	DISPLACED FRACTURE OF LEFT TIBIAL TUBEROSITY, INITIAL ENCOUNTER FOR OPEN FRACTURE TYPE IIIA, IIIB, OR IIIC	S82152C
DX_FRACTURE	FRACTURES	DX10	S82.152D	DISPLACED FRACTURE OF LEFT TIBIAL TUBEROSITY, SUBSEQUENT ENCOUNTER FOR CLOSED FRACTURE WITH ROUTINE HEALING	S82152D

Boehringer Ingelheim
Statistical and Epidemiological Analysis Plan (SEAP) for Non-Interventional Study
(NIS)
BI Study Number 1245-0228

Proprietary confidential information © 2023 Boehringer Ingelheim International GmbH or one or more of its affiliated companies

DX_FRACTURE	FRACTURES	DX10	S82.152E	DISPLACED FRACTURE OF LEFT TIBIAL TUBEROSITY, SUBSEQUENT ENCOUNTER FOR OPEN FRACTURE TYPE I OR II WITH ROUTINE HEALING	S82152E
DX_FRACTURE	FRACTURES	DX10	S82.152F	DISPLACED FRACTURE OF LEFT TIBIAL TUBEROSITY, SUBSEQUENT ENCOUNTER FOR OPEN FRACTURE TYPE IIIA, IIIB, OR IIIC WITH ROUTINE HEALING	S82152F
DX_FRACTURE	FRACTURES	DX10	S82.152G	DISPLACED FRACTURE OF LEFT TIBIAL TUBEROSITY, SUBSEQUENT ENCOUNTER FOR CLOSED FRACTURE WITH DELAYED HEALING	S82152G
DX_FRACTURE	FRACTURES	DX10	S82.152H	DISPLACED FRACTURE OF LEFT TIBIAL TUBEROSITY, SUBSEQUENT ENCOUNTER FOR OPEN FRACTURE TYPE I OR II WITH DELAYED HEALING	S82152H
DX_FRACTURE	FRACTURES	DX10	S82.152J	DISPLACED FRACTURE OF LEFT TIBIAL TUBEROSITY, SUBSEQUENT ENCOUNTER FOR OPEN FRACTURE TYPE IIIA, IIIB, OR IIIC WITH DELAYED HEALING	S82152J
DX_FRACTURE	FRACTURES	DX10	S82.152K	DISPLACED FRACTURE OF LEFT TIBIAL TUBEROSITY, SUBSEQUENT ENCOUNTER FOR CLOSED FRACTURE WITH NONUNION	S82152K
DX_FRACTURE	FRACTURES	DX10	S82.152M	DISPLACED FRACTURE OF LEFT TIBIAL TUBEROSITY, SUBSEQUENT ENCOUNTER FOR OPEN FRACTURE TYPE I OR II WITH NONUNION	S82152M
DX_FRACTURE	FRACTURES	DX10	S82.152N	DISPLACED FRACTURE OF LEFT TIBIAL TUBEROSITY, SUBSEQUENT ENCOUNTER FOR OPEN FRACTURE TYPE IIIA, IIIB, OR IIIC WITH NONUNION	S82152N
DX_FRACTURE	FRACTURES	DX10	S82.152P	DISPLACED FRACTURE OF LEFT TIBIAL TUBEROSITY, SUBSEQUENT ENCOUNTER FOR CLOSED FRACTURE WITH MALUNION	S82152P
DX_FRACTURE	FRACTURES	DX10	S82.152Q	DISPLACED FRACTURE OF LEFT TIBIAL TUBEROSITY, SUBSEQUENT ENCOUNTER FOR OPEN FRACTURE TYPE I OR II WITH MALUNION	S82152Q
DX_FRACTURE	FRACTURES	DX10	S82.152R	DISPLACED FRACTURE OF LEFT TIBIAL TUBEROSITY, SUBSEQUENT ENCOUNTER FOR OPEN FRACTURE TYPE IIIA, IIIB, OR IIIC WITH MALUNION	S82152R
DX_FRACTURE	FRACTURES	DX10	S82.152S	DISPLACED FRACTURE OF LEFT TIBIAL TUBEROSITY, SEQUELA	S82152S
DX_FRACTURE	FRACTURES	DX10	S82.153	DISPLACED FRACTURE OF UNSPECIFIED TIBIAL TUBEROSITY	S82153
DX_FRACTURE	FRACTURES	DX10	S82.153A	DISPLACED FRACTURE OF UNSPECIFIED TIBIAL TUBEROSITY, INITIAL ENCOUNTER FOR CLOSED FRACTURE	S82153A
DX_FRACTURE	FRACTURES	DX10	S82.153B	DISPLACED FRACTURE OF UNSPECIFIED TIBIAL TUBEROSITY, INITIAL ENCOUNTER FOR OPEN FRACTURE TYPE I OR II	S82153B
DX_FRACTURE	FRACTURES	DX10	S82.153C	DISPLACED FRACTURE OF UNSPECIFIED TIBIAL TUBEROSITY, INITIAL ENCOUNTER FOR OPEN FRACTURE TYPE IIIA, IIIB, OR IIIC	S82153C
DX_FRACTURE	FRACTURES	DX10	S82.153D	DISPLACED FRACTURE OF UNSPECIFIED TIBIAL TUBEROSITY, SUBSEQUENT ENCOUNTER FOR CLOSED FRACTURE WITH ROUTINE HEALING	S82153D
DX_FRACTURE	FRACTURES	DX10	S82.153E	DISPLACED FRACTURE OF UNSPECIFIED TIBIAL TUBEROSITY, SUBSEQUENT ENCOUNTER FOR OPEN FRACTURE TYPE I OR II WITH ROUTINE HEALING	S82153E
DX_FRACTURE	FRACTURES	DX10	S82.153F	DISPLACED FRACTURE OF UNSPECIFIED TIBIAL TUBEROSITY, SUBSEQUENT ENCOUNTER FOR OPEN FRACTURE TYPE IIIA, IIIB, OR IIIC WITH ROUTINE HEALING	S82153F
DX_FRACTURE	FRACTURES	DX10	S82.153G	DISPLACED FRACTURE OF UNSPECIFIED TIBIAL TUBEROSITY, SUBSEQUENT ENCOUNTER FOR CLOSED FRACTURE WITH DELAYED HEALING	S82153G
DX_FRACTURE	FRACTURES	DX10	S82.153H	DISPLACED FRACTURE OF UNSPECIFIED TIBIAL TUBEROSITY, SUBSEQUENT ENCOUNTER FOR OPEN FRACTURE TYPE I OR II WITH DELAYED HEALING	S82153H
DX_FRACTURE	FRACTURES	DX10	S82.153J	DISPLACED FRACTURE OF UNSPECIFIED TIBIAL TUBEROSITY, SUBSEQUENT ENCOUNTER FOR OPEN FRACTURE TYPE IIIA, IIIB, OR IIIC WITH DELAYED HEALING	S82153J
DX_FRACTURE	FRACTURES	DX10	S82.153K	DISPLACED FRACTURE OF UNSPECIFIED TIBIAL TUBEROSITY, SUBSEQUENT ENCOUNTER FOR CLOSED FRACTURE WITH NONUNION	S82153K
DX_FRACTURE	FRACTURES	DX10	S82.153M	DISPLACED FRACTURE OF UNSPECIFIED TIBIAL TUBEROSITY, SUBSEQUENT ENCOUNTER FOR OPEN FRACTURE TYPE I OR II WITH NONUNION	S82153M
DX_FRACTURE	FRACTURES	DX10	S82.153N	DISPLACED FRACTURE OF UNSPECIFIED TIBIAL TUBEROSITY, SUBSEQUENT ENCOUNTER FOR OPEN FRACTURE TYPE IIIA, IIIB, OR IIIC WITH NONUNION	S82153N
DX_FRACTURE	FRACTURES	DX10	S82.153P	DISPLACED FRACTURE OF UNSPECIFIED TIBIAL TUBEROSITY, SUBSEQUENT ENCOUNTER FOR CLOSED FRACTURE WITH MALUNION	S82153P
DX_FRACTURE	FRACTURES	DX10	S82.153Q	DISPLACED FRACTURE OF UNSPECIFIED TIBIAL TUBEROSITY, SUBSEQUENT ENCOUNTER FOR OPEN FRACTURE TYPE I OR II WITH MALUNION	S82153Q
DX_FRACTURE	FRACTURES	DX10	S82.153R	DISPLACED FRACTURE OF UNSPECIFIED TIBIAL TUBEROSITY, SUBSEQUENT ENCOUNTER FOR OPEN FRACTURE TYPE IIIA, IIIB, OR IIIC WITH MALUNION	S82153R
DX_FRACTURE	FRACTURES	DX10	S82.153S	DISPLACED FRACTURE OF UNSPECIFIED TIBIAL TUBEROSITY, SEQUELA	S82153S
DX_FRACTURE	FRACTURES	DX10	S82.154	NONDISPLACED FRACTURE OF RIGHT TIBIAL TUBEROSITY	S82154
DX_FRACTURE	FRACTURES	DX10	S82.154A	NONDISPLACED FRACTURE OF RIGHT TIBIAL TUBEROSITY, INITIAL ENCOUNTER FOR CLOSED FRACTURE	S82154A
DX_FRACTURE	FRACTURES	DX10	S82.154B	NONDISPLACED FRACTURE OF RIGHT TIBIAL TUBEROSITY, INITIAL ENCOUNTER FOR OPEN FRACTURE TYPE I OR II	S82154B
DX_FRACTURE	FRACTURES	DX10	S82.154C	NONDISPLACED FRACTURE OF RIGHT TIBIAL TUBEROSITY, INITIAL ENCOUNTER FOR OPEN FRACTURE TYPE IIIA, IIIB, OR IIIC	S82154C
DX_FRACTURE	FRACTURES	DX10	S82.154D	NONDISPLACED FRACTURE OF RIGHT TIBIAL TUBEROSITY, SUBSEQUENT ENCOUNTER FOR CLOSED FRACTURE WITH ROUTINE HEALING	S82154D
DX_FRACTURE	FRACTURES	DX10	S82.154E	NONDISPLACED FRACTURE OF RIGHT TIBIAL TUBEROSITY, SUBSEQUENT ENCOUNTER FOR OPEN FRACTURE TYPE I OR II WITH ROUTINE HEALING	S82154E
DX_FRACTURE	FRACTURES	DX10	S82.154F	NONDISPLACED FRACTURE OF RIGHT TIBIAL TUBEROSITY, SUBSEQUENT ENCOUNTER FOR OPEN FRACTURE TYPE IIIA, IIIB, OR IIIC WITH ROUTINE HEALING	S82154F
DX_FRACTURE	FRACTURES	DX10	S82.154G	NONDISPLACED FRACTURE OF RIGHT TIBIAL TUBEROSITY, SUBSEQUENT ENCOUNTER FOR CLOSED FRACTURE WITH DELAYED HEALING	S82154G
DX_FRACTURE	FRACTURES	DX10	S82.154H	NONDISPLACED FRACTURE OF RIGHT TIBIAL TUBEROSITY, SUBSEQUENT ENCOUNTER FOR OPEN FRACTURE TYPE I OR II WITH DELAYED HEALING	S82154H
DX_FRACTURE	FRACTURES	DX10	S82.154J	NONDISPLACED FRACTURE OF RIGHT TIBIAL TUBEROSITY, SUBSEQUENT ENCOUNTER FOR OPEN FRACTURE TYPE IIIA, IIIB, OR IIIC WITH DELAYED HEALING	S82154J
DX_FRACTURE	FRACTURES	DX10	S82.154K	NONDISPLACED FRACTURE OF RIGHT TIBIAL TUBEROSITY, SUBSEQUENT ENCOUNTER FOR CLOSED FRACTURE WITH NONUNION	S82154K
DX_FRACTURE	FRACTURES	DX10	S82.154M	NONDISPLACED FRACTURE OF RIGHT TIBIAL TUBEROSITY, SUBSEQUENT ENCOUNTER FOR OPEN FRACTURE TYPE I OR II WITH NONUNION	S82154M
DX_FRACTURE	FRACTURES	DX10	S82.154N	NONDISPLACED FRACTURE OF RIGHT TIBIAL TUBEROSITY, SUBSEQUENT ENCOUNTER FOR OPEN FRACTURE TYPE IIIA, IIIB, OR IIIC WITH NONUNION	S82154N
DX_FRACTURE	FRACTURES	DX10	S82.154P	NONDISPLACED FRACTURE OF RIGHT TIBIAL TUBEROSITY, SUBSEQUENT ENCOUNTER FOR CLOSED FRACTURE WITH MALUNION	S82154P
DX_FRACTURE	FRACTURES	DX10	S82.154Q	NONDISPLACED FRACTURE OF RIGHT TIBIAL TUBEROSITY, SUBSEQUENT ENCOUNTER FOR OPEN FRACTURE TYPE I OR II WITH MALUNION	S82154Q
DX_FRACTURE	FRACTURES	DX10	S82.154R	NONDISPLACED FRACTURE OF RIGHT TIBIAL TUBEROSITY, SUBSEQUENT ENCOUNTER FOR OPEN FRACTURE TYPE IIIA, IIIB, OR IIIC WITH MALUNION	S82154R
DX_FRACTURE	FRACTURES	DX10	S82.154S	NONDISPLACED FRACTURE OF RIGHT TIBIAL TUBEROSITY, SEQUELA	S82154S
DX_FRACTURE	FRACTURES	DX10	S82.155	NONDISPLACED FRACTURE OF LEFT TIBIAL TUBEROSITY	S82155
DX_FRACTURE	FRACTURES	DX10	S82.155A	NONDISPLACED FRACTURE OF LEFT TIBIAL TUBEROSITY, INITIAL ENCOUNTER FOR CLOSED FRACTURE	S82155A
DX_FRACTURE	FRACTURES	DX10	S82.155B	NONDISPLACED FRACTURE OF LEFT TIBIAL TUBEROSITY, INITIAL ENCOUNTER FOR OPEN FRACTURE TYPE I OR II	S82155B
DX_FRACTURE	FRACTURES	DX10	S82.155C	NONDISPLACED FRACTURE OF LEFT TIBIAL TUBEROSITY, INITIAL ENCOUNTER FOR OPEN FRACTURE TYPE IIIA, IIIB, OR IIIC	S82155C
DX_FRACTURE	FRACTURES	DX10	S82.155D	NONDISPLACED FRACTURE OF LEFT TIBIAL TUBEROSITY, SUBSEQUENT ENCOUNTER FOR CLOSED FRACTURE WITH ROUTINE HEALING	S82155D

Boehringer Ingelheim
Statistical and Epidemiological Analysis Plan (SEAP) for Non-Interventional Study
(NIS)
BI Study Number 1245-0228

Proprietary confidential information © 2023 Boehringer Ingelheim International GmbH or one or more of its affiliated companies

DX_FRACTURE	FRACTURES	DX10	S82.155E	NONDISPLACED FRACTURE OF LEFT TIBIAL TUBEROSITY, SUBSEQUENT ENCOUNTER FOR OPEN FRACTURE TYPE I OR II WITH ROUTINE HEALING	S82155E
DX_FRACTURE	FRACTURES	DX10	S82.155F	NONDISPLACED FRACTURE OF LEFT TIBIAL TUBEROSITY, SUBSEQUENT ENCOUNTER FOR OPEN FRACTURE TYPE IIA, IIIB, OR IIIC WITH ROUTINE HEALING	S82155F
DX_FRACTURE	FRACTURES	DX10	S82.155G	NONDISPLACED FRACTURE OF LEFT TIBIAL TUBEROSITY, SUBSEQUENT ENCOUNTER FOR CLOSED FRACTURE WITH DELAYED HEALING	S82155G
DX_FRACTURE	FRACTURES	DX10	S82.155H	NONDISPLACED FRACTURE OF LEFT TIBIAL TUBEROSITY, SUBSEQUENT ENCOUNTER FOR OPEN FRACTURE TYPE I OR II WITH DELAYED HEALING	S82155H
DX_FRACTURE	FRACTURES	DX10	S82.155J	NONDISPLACED FRACTURE OF LEFT TIBIAL TUBEROSITY, SUBSEQUENT ENCOUNTER FOR OPEN FRACTURE TYPE IIA, IIIB, OR IIIC WITH DELAYED HEALING	S82155J
DX_FRACTURE	FRACTURES	DX10	S82.155K	NONDISPLACED FRACTURE OF LEFT TIBIAL TUBEROSITY, SUBSEQUENT ENCOUNTER FOR CLOSED FRACTURE WITH NONUNION	S82155K
DX_FRACTURE	FRACTURES	DX10	S82.155M	NONDISPLACED FRACTURE OF LEFT TIBIAL TUBEROSITY, SUBSEQUENT ENCOUNTER FOR OPEN FRACTURE TYPE I OR II WITH NONUNION	S82155M
DX_FRACTURE	FRACTURES	DX10	S82.155N	NONDISPLACED FRACTURE OF LEFT TIBIAL TUBEROSITY, SUBSEQUENT ENCOUNTER FOR OPEN FRACTURE TYPE IIA, IIIB, OR IIIC WITH NONUNION	S82155N
DX_FRACTURE	FRACTURES	DX10	S82.155P	NONDISPLACED FRACTURE OF LEFT TIBIAL TUBEROSITY, SUBSEQUENT ENCOUNTER FOR CLOSED FRACTURE WITH MALUNION	S82155P
DX_FRACTURE	FRACTURES	DX10	S82.155Q	NONDISPLACED FRACTURE OF LEFT TIBIAL TUBEROSITY, SUBSEQUENT ENCOUNTER FOR OPEN FRACTURE TYPE I OR II WITH MALUNION	S82155Q
DX_FRACTURE	FRACTURES	DX10	S82.155R	NONDISPLACED FRACTURE OF LEFT TIBIAL TUBEROSITY, SUBSEQUENT ENCOUNTER FOR OPEN FRACTURE TYPE IIA, IIIB, OR IIIC WITH MALUNION	S82155R
DX_FRACTURE	FRACTURES	DX10	S82.155S	NONDISPLACED FRACTURE OF LEFT TIBIAL TUBEROSITY, SEQUELA	S82155S
DX_FRACTURE	FRACTURES	DX10	S82.156	NONDISPLACED FRACTURE OF UNSPECIFIED TIBIAL TUBEROSITY	S82156
DX_FRACTURE	FRACTURES	DX10	S82.156A	NONDISPLACED FRACTURE OF UNSPECIFIED TIBIAL TUBEROSITY, INITIAL ENCOUNTER FOR CLOSED FRACTURE	S82156A
DX_FRACTURE	FRACTURES	DX10	S82.156B	NONDISPLACED FRACTURE OF UNSPECIFIED TIBIAL TUBEROSITY, INITIAL ENCOUNTER FOR OPEN FRACTURE TYPE I OR II	S82156B
DX_FRACTURE	FRACTURES	DX10	S82.156C	NONDISPLACED FRACTURE OF UNSPECIFIED TIBIAL TUBEROSITY, INITIAL ENCOUNTER FOR OPEN FRACTURE TYPE IIA, IIIB, OR IIIC	S82156C
DX_FRACTURE	FRACTURES	DX10	S82.156D	NONDISPLACED FRACTURE OF UNSPECIFIED TIBIAL TUBEROSITY, SUBSEQUENT ENCOUNTER FOR CLOSED FRACTURE WITH ROUTINE HEALING	S82156D
DX_FRACTURE	FRACTURES	DX10	S82.156E	NONDISPLACED FRACTURE OF UNSPECIFIED TIBIAL TUBEROSITY, SUBSEQUENT ENCOUNTER FOR OPEN FRACTURE TYPE I OR II WITH ROUTINE HEALING	S82156E
DX_FRACTURE	FRACTURES	DX10	S82.156F	NONDISPLACED FRACTURE OF UNSPECIFIED TIBIAL TUBEROSITY, SUBSEQUENT ENCOUNTER FOR OPEN FRACTURE TYPE IIA, IIIB, OR IIIC WITH ROUTINE HEALING	S82156F
DX_FRACTURE	FRACTURES	DX10	S82.156G	NONDISPLACED FRACTURE OF UNSPECIFIED TIBIAL TUBEROSITY, SUBSEQUENT ENCOUNTER FOR CLOSED FRACTURE WITH DELAYED HEALING	S82156G
DX_FRACTURE	FRACTURES	DX10	S82.156H	NONDISPLACED FRACTURE OF UNSPECIFIED TIBIAL TUBEROSITY, SUBSEQUENT ENCOUNTER FOR OPEN FRACTURE TYPE I OR II WITH DELAYED HEALING	S82156H
DX_FRACTURE	FRACTURES	DX10	S82.156J	NONDISPLACED FRACTURE OF UNSPECIFIED TIBIAL TUBEROSITY, SUBSEQUENT ENCOUNTER FOR OPEN FRACTURE TYPE IIA, IIIB, OR IIIC WITH DELAYED HEALING	S82156J
DX_FRACTURE	FRACTURES	DX10	S82.156K	NONDISPLACED FRACTURE OF UNSPECIFIED TIBIAL TUBEROSITY, SUBSEQUENT ENCOUNTER FOR CLOSED FRACTURE WITH NONUNION	S82156K
DX_FRACTURE	FRACTURES	DX10	S82.156M	NONDISPLACED FRACTURE OF UNSPECIFIED TIBIAL TUBEROSITY, SUBSEQUENT ENCOUNTER FOR OPEN FRACTURE TYPE I OR II WITH NONUNION	S82156M
DX_FRACTURE	FRACTURES	DX10	S82.156N	NONDISPLACED FRACTURE OF UNSPECIFIED TIBIAL TUBEROSITY, SUBSEQUENT ENCOUNTER FOR OPEN FRACTURE TYPE IIA, IIIB, OR IIIC WITH NONUNION	S82156N
DX_FRACTURE	FRACTURES	DX10	S82.156P	NONDISPLACED FRACTURE OF UNSPECIFIED TIBIAL TUBEROSITY, SUBSEQUENT ENCOUNTER FOR CLOSED FRACTURE WITH MALUNION	S82156P
DX_FRACTURE	FRACTURES	DX10	S82.156Q	NONDISPLACED FRACTURE OF UNSPECIFIED TIBIAL TUBEROSITY, SUBSEQUENT ENCOUNTER FOR OPEN FRACTURE TYPE I OR II WITH MALUNION	S82156Q
DX_FRACTURE	FRACTURES	DX10	S82.156R	NONDISPLACED FRACTURE OF UNSPECIFIED TIBIAL TUBEROSITY, SUBSEQUENT ENCOUNTER FOR OPEN FRACTURE TYPE IIA, IIIB, OR IIIC WITH MALUNION	S82156R
DX_FRACTURE	FRACTURES	DX10	S82.156S	NONDISPLACED FRACTURE OF UNSPECIFIED TIBIAL TUBEROSITY, SEQUELA	S82156S
DX_FRACTURE	FRACTURES	DX10	S82.16	TORUS FRACTURE OF UPPER END OF TIBIA	S8216
DX_FRACTURE	FRACTURES	DX10	S82.161	TORUS FRACTURE OF UPPER END OF RIGHT TIBIA	S82161
DX_FRACTURE	FRACTURES	DX10	S82.161A	TORUS FRACTURE OF UPPER END OF RIGHT TIBIA, INITIAL ENCOUNTER FOR CLOSED FRACTURE	S82161A
DX_FRACTURE	FRACTURES	DX10	S82.161D	TORUS FRACTURE OF UPPER END OF RIGHT TIBIA, SUBSEQUENT ENCOUNTER FOR FRACTURE WITH ROUTINE HEALING	S82161D
DX_FRACTURE	FRACTURES	DX10	S82.161G	TORUS FRACTURE OF UPPER END OF RIGHT TIBIA, SUBSEQUENT ENCOUNTER FOR FRACTURE WITH DELAYED HEALING	S82161G
DX_FRACTURE	FRACTURES	DX10	S82.161K	TORUS FRACTURE OF UPPER END OF RIGHT TIBIA, SUBSEQUENT ENCOUNTER FOR FRACTURE WITH NONUNION	S82161K
DX_FRACTURE	FRACTURES	DX10	S82.161P	TORUS FRACTURE OF UPPER END OF RIGHT TIBIA, SUBSEQUENT ENCOUNTER FOR FRACTURE WITH MALUNION	S82161P
DX_FRACTURE	FRACTURES	DX10	S82.161S	TORUS FRACTURE OF UPPER END OF RIGHT TIBIA, SEQUELA	S82161S
DX_FRACTURE	FRACTURES	DX10	S82.162	TORUS FRACTURE OF UPPER END OF LEFT TIBIA	S82162
DX_FRACTURE	FRACTURES	DX10	S82.162A	TORUS FRACTURE OF UPPER END OF LEFT TIBIA, INITIAL ENCOUNTER FOR CLOSED FRACTURE	S82162A
DX_FRACTURE	FRACTURES	DX10	S82.162D	TORUS FRACTURE OF UPPER END OF LEFT TIBIA, SUBSEQUENT ENCOUNTER FOR FRACTURE WITH ROUTINE HEALING	S82162D
DX_FRACTURE	FRACTURES	DX10	S82.162G	TORUS FRACTURE OF UPPER END OF LEFT TIBIA, SUBSEQUENT ENCOUNTER FOR FRACTURE WITH DELAYED HEALING	S82162G
DX_FRACTURE	FRACTURES	DX10	S82.162K	TORUS FRACTURE OF UPPER END OF LEFT TIBIA, SUBSEQUENT ENCOUNTER FOR FRACTURE WITH NONUNION	S82162K
DX_FRACTURE	FRACTURES	DX10	S82.162P	TORUS FRACTURE OF UPPER END OF LEFT TIBIA, SUBSEQUENT ENCOUNTER FOR FRACTURE WITH MALUNION	S82162P
DX_FRACTURE	FRACTURES	DX10	S82.162S	TORUS FRACTURE OF UPPER END OF LEFT TIBIA, SEQUELA	S82162S
DX_FRACTURE	FRACTURES	DX10	S82.169	TORUS FRACTURE OF UPPER END OF UNSPECIFIED TIBIA	S82169
DX_FRACTURE	FRACTURES	DX10	S82.169A	TORUS FRACTURE OF UPPER END OF UNSPECIFIED TIBIA, INITIAL ENCOUNTER FOR CLOSED FRACTURE	S82169A
DX_FRACTURE	FRACTURES	DX10	S82.169D	TORUS FRACTURE OF UPPER END OF UNSPECIFIED TIBIA, SUBSEQUENT ENCOUNTER FOR FRACTURE WITH ROUTINE HEALING	S82169D
DX_FRACTURE	FRACTURES	DX10	S82.169G	TORUS FRACTURE OF UPPER END OF UNSPECIFIED TIBIA, SUBSEQUENT ENCOUNTER FOR FRACTURE WITH DELAYED HEALING	S82169G
DX_FRACTURE	FRACTURES	DX10	S82.169K	TORUS FRACTURE OF UPPER END OF UNSPECIFIED TIBIA, SUBSEQUENT ENCOUNTER FOR FRACTURE WITH NONUNION	S82169K
DX_FRACTURE	FRACTURES	DX10	S82.169P	TORUS FRACTURE OF UPPER END OF UNSPECIFIED TIBIA, SUBSEQUENT ENCOUNTER FOR FRACTURE WITH MALUNION	S82169P
DX_FRACTURE	FRACTURES	DX10	S82.169S	TORUS FRACTURE OF UPPER END OF UNSPECIFIED TIBIA, SEQUELA	S82169S
DX_FRACTURE	FRACTURES	DX10	S82.19	OTHER FRACTURE OF UPPER END OF TIBIA	S8219
DX_FRACTURE	FRACTURES	DX10	S82.191	OTHER FRACTURE OF UPPER END OF RIGHT TIBIA	S82191
DX_FRACTURE	FRACTURES	DX10	S82.191A	OTHER FRACTURE OF UPPER END OF RIGHT TIBIA, INITIAL ENCOUNTER FOR CLOSED FRACTURE	S82191A

Boehringer Ingelheim
Statistical and Epidemiological Analysis Plan (SEAP) for Non-Interventional Study
(NIS)
BI Study Number 1245-0228

Proprietary confidential information © 2023 Boehringer Ingelheim International GmbH or one or more of its affiliated companies

DX_FRACTURE	FRACTURES	DX10	S82.191B	OTHER FRACTURE OF UPPER END OF RIGHT TIBIA, INITIAL ENCOUNTER FOR OPEN FRACTURE TYPE I OR II	S82191B
DX_FRACTURE	FRACTURES	DX10	S82.191C	OTHER FRACTURE OF UPPER END OF RIGHT TIBIA, INITIAL ENCOUNTER FOR OPEN FRACTURE TYPE IIIA, IIIB, OR IIIC	S82191C
DX_FRACTURE	FRACTURES	DX10	S82.191D	OTHER FRACTURE OF UPPER END OF RIGHT TIBIA, SUBSEQUENT ENCOUNTER FOR CLOSED FRACTURE WITH ROUTINE HEALING	S82191D
DX_FRACTURE	FRACTURES	DX10	S82.191E	OTHER FRACTURE OF UPPER END OF RIGHT TIBIA, SUBSEQUENT ENCOUNTER FOR OPEN FRACTURE TYPE I OR II WITH ROUTINE HEALING	S82191E
DX_FRACTURE	FRACTURES	DX10	S82.191F	OTHER FRACTURE OF UPPER END OF RIGHT TIBIA, SUBSEQUENT ENCOUNTER FOR OPEN FRACTURE TYPE IIIA, IIIB, OR IIIC WITH ROUTINE HEALING	S82191F
DX_FRACTURE	FRACTURES	DX10	S82.191G	OTHER FRACTURE OF UPPER END OF RIGHT TIBIA, SUBSEQUENT ENCOUNTER FOR CLOSED FRACTURE WITH DELAYED HEALING	S82191G
DX_FRACTURE	FRACTURES	DX10	S82.191H	OTHER FRACTURE OF UPPER END OF RIGHT TIBIA, SUBSEQUENT ENCOUNTER FOR OPEN FRACTURE TYPE I OR II WITH DELAYED HEALING	S82191H
DX_FRACTURE	FRACTURES	DX10	S82.191J	OTHER FRACTURE OF UPPER END OF RIGHT TIBIA, SUBSEQUENT ENCOUNTER FOR OPEN FRACTURE TYPE IIIA, IIIB, OR IIIC WITH DELAYED HEALING	S82191J
DX_FRACTURE	FRACTURES	DX10	S82.191K	OTHER FRACTURE OF UPPER END OF RIGHT TIBIA, SUBSEQUENT ENCOUNTER FOR CLOSED FRACTURE WITH NONUNION	S82191K
DX_FRACTURE	FRACTURES	DX10	S82.191M	OTHER FRACTURE OF UPPER END OF RIGHT TIBIA, SUBSEQUENT ENCOUNTER FOR OPEN FRACTURE TYPE I OR II WITH NONUNION	S82191M
DX_FRACTURE	FRACTURES	DX10	S82.191N	OTHER FRACTURE OF UPPER END OF RIGHT TIBIA, SUBSEQUENT ENCOUNTER FOR OPEN FRACTURE TYPE IIIA, IIIB, OR IIIC WITH NONUNION	S82191N
DX_FRACTURE	FRACTURES	DX10	S82.191P	OTHER FRACTURE OF UPPER END OF RIGHT TIBIA, SUBSEQUENT ENCOUNTER FOR CLOSED FRACTURE WITH MALUNION	S82191P
DX_FRACTURE	FRACTURES	DX10	S82.191Q	OTHER FRACTURE OF UPPER END OF RIGHT TIBIA, SUBSEQUENT ENCOUNTER FOR OPEN FRACTURE TYPE I OR II WITH MALUNION	S82191Q
DX_FRACTURE	FRACTURES	DX10	S82.191R	OTHER FRACTURE OF UPPER END OF RIGHT TIBIA, SUBSEQUENT ENCOUNTER FOR OPEN FRACTURE TYPE IIIA, IIIB, OR IIIC WITH MALUNION	S82191R
DX_FRACTURE	FRACTURES	DX10	S82.191S	OTHER FRACTURE OF UPPER END OF RIGHT TIBIA, SEQUELA	S82191S
DX_FRACTURE	FRACTURES	DX10	S82.192	OTHER FRACTURE OF UPPER END OF LEFT TIBIA	S82192
DX_FRACTURE	FRACTURES	DX10	S82.192A	OTHER FRACTURE OF UPPER END OF LEFT TIBIA, INITIAL ENCOUNTER FOR CLOSED FRACTURE	S82192A
DX_FRACTURE	FRACTURES	DX10	S82.192B	OTHER FRACTURE OF UPPER END OF LEFT TIBIA, INITIAL ENCOUNTER FOR OPEN FRACTURE TYPE I OR II	S82192B
DX_FRACTURE	FRACTURES	DX10	S82.192C	OTHER FRACTURE OF UPPER END OF LEFT TIBIA, INITIAL ENCOUNTER FOR OPEN FRACTURE TYPE IIIA, IIIB, OR IIIC	S82192C
DX_FRACTURE	FRACTURES	DX10	S82.192D	OTHER FRACTURE OF UPPER END OF LEFT TIBIA, SUBSEQUENT ENCOUNTER FOR CLOSED FRACTURE WITH ROUTINE HEALING	S82192D
DX_FRACTURE	FRACTURES	DX10	S82.192E	OTHER FRACTURE OF UPPER END OF LEFT TIBIA, SUBSEQUENT ENCOUNTER FOR OPEN FRACTURE TYPE I OR II WITH ROUTINE HEALING	S82192E
DX_FRACTURE	FRACTURES	DX10	S82.192F	OTHER FRACTURE OF UPPER END OF LEFT TIBIA, SUBSEQUENT ENCOUNTER FOR OPEN FRACTURE TYPE IIIA, IIIB, OR IIIC WITH ROUTINE HEALING	S82192F
DX_FRACTURE	FRACTURES	DX10	S82.192G	OTHER FRACTURE OF UPPER END OF LEFT TIBIA, SUBSEQUENT ENCOUNTER FOR CLOSED FRACTURE WITH DELAYED HEALING	S82192G
DX_FRACTURE	FRACTURES	DX10	S82.192H	OTHER FRACTURE OF UPPER END OF LEFT TIBIA, SUBSEQUENT ENCOUNTER FOR OPEN FRACTURE TYPE I OR II WITH DELAYED HEALING	S82192H
DX_FRACTURE	FRACTURES	DX10	S82.192J	OTHER FRACTURE OF UPPER END OF LEFT TIBIA, SUBSEQUENT ENCOUNTER FOR OPEN FRACTURE TYPE IIIA, IIIB, OR IIIC WITH DELAYED HEALING	S82192J
DX_FRACTURE	FRACTURES	DX10	S82.192K	OTHER FRACTURE OF UPPER END OF LEFT TIBIA, SUBSEQUENT ENCOUNTER FOR CLOSED FRACTURE WITH NONUNION	S82192K
DX_FRACTURE	FRACTURES	DX10	S82.192M	OTHER FRACTURE OF UPPER END OF LEFT TIBIA, SUBSEQUENT ENCOUNTER FOR OPEN FRACTURE TYPE I OR II WITH NONUNION	S82192M
DX_FRACTURE	FRACTURES	DX10	S82.192N	OTHER FRACTURE OF UPPER END OF LEFT TIBIA, SUBSEQUENT ENCOUNTER FOR OPEN FRACTURE TYPE IIIA, IIIB, OR IIIC WITH NONUNION	S82192N
DX_FRACTURE	FRACTURES	DX10	S82.192P	OTHER FRACTURE OF UPPER END OF LEFT TIBIA, SUBSEQUENT ENCOUNTER FOR CLOSED FRACTURE WITH MALUNION	S82192P
DX_FRACTURE	FRACTURES	DX10	S82.192Q	OTHER FRACTURE OF UPPER END OF LEFT TIBIA, SUBSEQUENT ENCOUNTER FOR OPEN FRACTURE TYPE I OR II WITH MALUNION	S82192Q
DX_FRACTURE	FRACTURES	DX10	S82.192R	OTHER FRACTURE OF UPPER END OF LEFT TIBIA, SUBSEQUENT ENCOUNTER FOR OPEN FRACTURE TYPE IIIA, IIIB, OR IIIC WITH MALUNION	S82192R
DX_FRACTURE	FRACTURES	DX10	S82.192S	OTHER FRACTURE OF UPPER END OF LEFT TIBIA, SEQUELA	S82192S
DX_FRACTURE	FRACTURES	DX10	S82.199	OTHER FRACTURE OF UPPER END OF UNSPECIFIED TIBIA	S82199
DX_FRACTURE	FRACTURES	DX10	S82.199A	OTHER FRACTURE OF UPPER END OF UNSPECIFIED TIBIA, INITIAL ENCOUNTER FOR CLOSED FRACTURE	S82199A
DX_FRACTURE	FRACTURES	DX10	S82.199B	OTHER FRACTURE OF UPPER END OF UNSPECIFIED TIBIA, INITIAL ENCOUNTER FOR OPEN FRACTURE TYPE I OR II	S82199B
DX_FRACTURE	FRACTURES	DX10	S82.199C	OTHER FRACTURE OF UPPER END OF UNSPECIFIED TIBIA, INITIAL ENCOUNTER FOR OPEN FRACTURE TYPE IIIA, IIIB, OR IIIC	S82199C
DX_FRACTURE	FRACTURES	DX10	S82.199D	OTHER FRACTURE OF UPPER END OF UNSPECIFIED TIBIA, SUBSEQUENT ENCOUNTER FOR CLOSED FRACTURE WITH ROUTINE HEALING	S82199D
DX_FRACTURE	FRACTURES	DX10	S82.199E	OTHER FRACTURE OF UPPER END OF UNSPECIFIED TIBIA, SUBSEQUENT ENCOUNTER FOR OPEN FRACTURE TYPE I OR II WITH ROUTINE HEALING	S82199E
DX_FRACTURE	FRACTURES	DX10	S82.199F	OTHER FRACTURE OF UPPER END OF UNSPECIFIED TIBIA, SUBSEQUENT ENCOUNTER FOR OPEN FRACTURE TYPE IIIA, IIIB, OR IIIC WITH ROUTINE HEALING	S82199F
DX_FRACTURE	FRACTURES	DX10	S82.199G	OTHER FRACTURE OF UPPER END OF UNSPECIFIED TIBIA, SUBSEQUENT ENCOUNTER FOR CLOSED FRACTURE WITH DELAYED HEALING	S82199G
DX_FRACTURE	FRACTURES	DX10	S82.199H	OTHER FRACTURE OF UPPER END OF UNSPECIFIED TIBIA, SUBSEQUENT ENCOUNTER FOR OPEN FRACTURE TYPE I OR II WITH DELAYED HEALING	S82199H
DX_FRACTURE	FRACTURES	DX10	S82.199J	OTHER FRACTURE OF UPPER END OF UNSPECIFIED TIBIA, SUBSEQUENT ENCOUNTER FOR OPEN FRACTURE TYPE IIIA, IIIB, OR IIIC WITH DELAYED HEALING	S82199J
DX_FRACTURE	FRACTURES	DX10	S82.199K	OTHER FRACTURE OF UPPER END OF UNSPECIFIED TIBIA, SUBSEQUENT ENCOUNTER FOR CLOSED FRACTURE WITH NONUNION	S82199K
DX_FRACTURE	FRACTURES	DX10	S82.199M	OTHER FRACTURE OF UPPER END OF UNSPECIFIED TIBIA, SUBSEQUENT ENCOUNTER FOR OPEN FRACTURE TYPE I OR II WITH NONUNION	S82199M
DX_FRACTURE	FRACTURES	DX10	S82.199N	OTHER FRACTURE OF UPPER END OF UNSPECIFIED TIBIA, SUBSEQUENT ENCOUNTER FOR OPEN FRACTURE TYPE IIIA, IIIB, OR IIIC WITH NONUNION	S82199N
DX_FRACTURE	FRACTURES	DX10	S82.199P	OTHER FRACTURE OF UPPER END OF UNSPECIFIED TIBIA, SUBSEQUENT ENCOUNTER FOR CLOSED FRACTURE WITH MALUNION	S82199P
DX_FRACTURE	FRACTURES	DX10	S82.199Q	OTHER FRACTURE OF UPPER END OF UNSPECIFIED TIBIA, SUBSEQUENT ENCOUNTER FOR OPEN FRACTURE TYPE I OR II WITH MALUNION	S82199Q
DX_FRACTURE	FRACTURES	DX10	S82.199R	OTHER FRACTURE OF UPPER END OF UNSPECIFIED TIBIA, SUBSEQUENT ENCOUNTER FOR OPEN FRACTURE TYPE IIIA, IIIB, OR IIIC WITH MALUNION	S82199R
DX_FRACTURE	FRACTURES	DX10	S82.199S	OTHER FRACTURE OF UPPER END OF UNSPECIFIED TIBIA, SEQUELA	S82199S
DX_FRACTURE	FRACTURES	DX10	S82.2	FRACTURE OF SHAFT OF TIBIA	S822
DX_FRACTURE	FRACTURES	DX10	S82.20	UNSPECIFIED FRACTURE OF SHAFT OF TIBIA	S8220
DX_FRACTURE	FRACTURES	DX10	S82.201	UNSPECIFIED FRACTURE OF SHAFT OF RIGHT TIBIA	S82201

Boehringer Ingelheim
Statistical and Epidemiological Analysis Plan (SEAP) for Non-Interventional Study
(NIS)
BI Study Number 1245-0228

Proprietary confidential information © 2023 Boehringer Ingelheim International GmbH or one or more of its affiliated companies

DX_FRACTURE	FRACTURES	DX10	S82.201A	UNSPECIFIED FRACTURE OF SHAFT OF RIGHT TIBIA, INITIAL ENCOUNTER FOR CLOSED FRACTURE	S82201A
DX_FRACTURE	FRACTURES	DX10	S82.201B	UNSPECIFIED FRACTURE OF SHAFT OF RIGHT TIBIA, INITIAL ENCOUNTER FOR OPEN FRACTURE TYPE I OR II	S82201B
DX_FRACTURE	FRACTURES	DX10	S82.201C	UNSPECIFIED FRACTURE OF SHAFT OF RIGHT TIBIA, INITIAL ENCOUNTER FOR OPEN FRACTURE TYPE IIIA, IIIB, OR IIIC	S82201C
DX_FRACTURE	FRACTURES	DX10	S82.201D	UNSPECIFIED FRACTURE OF SHAFT OF RIGHT TIBIA, SUBSEQUENT ENCOUNTER FOR CLOSED FRACTURE WITH ROUTINE HEALING	S82201D
DX_FRACTURE	FRACTURES	DX10	S82.201E	UNSPECIFIED FRACTURE OF SHAFT OF RIGHT TIBIA, SUBSEQUENT ENCOUNTER FOR OPEN FRACTURE TYPE I OR II WITH ROUTINE HEALING	S82201E
DX_FRACTURE	FRACTURES	DX10	S82.201F	UNSPECIFIED FRACTURE OF SHAFT OF RIGHT TIBIA, SUBSEQUENT ENCOUNTER FOR OPEN FRACTURE TYPE IIIA, IIIB, OR IIIC WITH ROUTINE HEALING	S82201F
DX_FRACTURE	FRACTURES	DX10	S82.201G	UNSPECIFIED FRACTURE OF SHAFT OF RIGHT TIBIA, SUBSEQUENT ENCOUNTER FOR CLOSED FRACTURE WITH DELAYED HEALING	S82201G
DX_FRACTURE	FRACTURES	DX10	S82.201H	UNSPECIFIED FRACTURE OF SHAFT OF RIGHT TIBIA, SUBSEQUENT ENCOUNTER FOR OPEN FRACTURE TYPE I OR II WITH DELAYED HEALING	S82201H
DX_FRACTURE	FRACTURES	DX10	S82.201J	UNSPECIFIED FRACTURE OF SHAFT OF RIGHT TIBIA, SUBSEQUENT ENCOUNTER FOR OPEN FRACTURE TYPE IIIA, IIIB, OR IIIC WITH DELAYED HEALING	S82201J
DX_FRACTURE	FRACTURES	DX10	S82.201K	UNSPECIFIED FRACTURE OF SHAFT OF RIGHT TIBIA, SUBSEQUENT ENCOUNTER FOR CLOSED FRACTURE WITH NONUNION	S82201K
DX_FRACTURE	FRACTURES	DX10	S82.201M	UNSPECIFIED FRACTURE OF SHAFT OF RIGHT TIBIA, SUBSEQUENT ENCOUNTER FOR OPEN FRACTURE TYPE I OR II WITH NONUNION	S82201M
DX_FRACTURE	FRACTURES	DX10	S82.201N	UNSPECIFIED FRACTURE OF SHAFT OF RIGHT TIBIA, SUBSEQUENT ENCOUNTER FOR OPEN FRACTURE TYPE IIIA, IIIB, OR IIIC WITH NONUNION	S82201N
DX_FRACTURE	FRACTURES	DX10	S82.201P	UNSPECIFIED FRACTURE OF SHAFT OF RIGHT TIBIA, SUBSEQUENT ENCOUNTER FOR CLOSED FRACTURE WITH MALUNION	S82201P
DX_FRACTURE	FRACTURES	DX10	S82.201Q	UNSPECIFIED FRACTURE OF SHAFT OF RIGHT TIBIA, SUBSEQUENT ENCOUNTER FOR OPEN FRACTURE TYPE I OR II WITH MALUNION	S82201Q
DX_FRACTURE	FRACTURES	DX10	S82.201R	UNSPECIFIED FRACTURE OF SHAFT OF RIGHT TIBIA, SUBSEQUENT ENCOUNTER FOR OPEN FRACTURE TYPE IIIA, IIIB, OR IIIC WITH MALUNION	S82201R
DX_FRACTURE	FRACTURES	DX10	S82.201S	UNSPECIFIED FRACTURE OF SHAFT OF RIGHT TIBIA, SEQUELA	S82201S
DX_FRACTURE	FRACTURES	DX10	S82.202	UNSPECIFIED FRACTURE OF SHAFT OF LEFT TIBIA	S82202
DX_FRACTURE	FRACTURES	DX10	S82.202A	UNSPECIFIED FRACTURE OF SHAFT OF LEFT TIBIA, INITIAL ENCOUNTER FOR CLOSED FRACTURE	S82202A
DX_FRACTURE	FRACTURES	DX10	S82.202B	UNSPECIFIED FRACTURE OF SHAFT OF LEFT TIBIA, INITIAL ENCOUNTER FOR OPEN FRACTURE TYPE I OR II	S82202B
DX_FRACTURE	FRACTURES	DX10	S82.202C	UNSPECIFIED FRACTURE OF SHAFT OF LEFT TIBIA, INITIAL ENCOUNTER FOR OPEN FRACTURE TYPE IIIA, IIIB, OR IIIC	S82202C
DX_FRACTURE	FRACTURES	DX10	S82.202D	UNSPECIFIED FRACTURE OF SHAFT OF LEFT TIBIA, SUBSEQUENT ENCOUNTER FOR CLOSED FRACTURE WITH ROUTINE HEALING	S82202D
DX_FRACTURE	FRACTURES	DX10	S82.202E	UNSPECIFIED FRACTURE OF SHAFT OF LEFT TIBIA, SUBSEQUENT ENCOUNTER FOR OPEN FRACTURE TYPE I OR II WITH ROUTINE HEALING	S82202E
DX_FRACTURE	FRACTURES	DX10	S82.202F	UNSPECIFIED FRACTURE OF SHAFT OF LEFT TIBIA, SUBSEQUENT ENCOUNTER FOR OPEN FRACTURE TYPE IIIA, IIIB, OR IIIC WITH ROUTINE HEALING	S82202F
DX_FRACTURE	FRACTURES	DX10	S82.202G	UNSPECIFIED FRACTURE OF SHAFT OF LEFT TIBIA, SUBSEQUENT ENCOUNTER FOR CLOSED FRACTURE WITH DELAYED HEALING	S82202G
DX_FRACTURE	FRACTURES	DX10	S82.202H	UNSPECIFIED FRACTURE OF SHAFT OF LEFT TIBIA, SUBSEQUENT ENCOUNTER FOR OPEN FRACTURE TYPE I OR II WITH DELAYED HEALING	S82202H
DX_FRACTURE	FRACTURES	DX10	S82.202J	UNSPECIFIED FRACTURE OF SHAFT OF LEFT TIBIA, SUBSEQUENT ENCOUNTER FOR OPEN FRACTURE TYPE IIIA, IIIB, OR IIIC WITH DELAYED HEALING	S82202J
DX_FRACTURE	FRACTURES	DX10	S82.202K	UNSPECIFIED FRACTURE OF SHAFT OF LEFT TIBIA, SUBSEQUENT ENCOUNTER FOR CLOSED FRACTURE WITH NONUNION	S82202K
DX_FRACTURE	FRACTURES	DX10	S82.202M	UNSPECIFIED FRACTURE OF SHAFT OF LEFT TIBIA, SUBSEQUENT ENCOUNTER FOR OPEN FRACTURE TYPE I OR II WITH NONUNION	S82202M
DX_FRACTURE	FRACTURES	DX10	S82.202N	UNSPECIFIED FRACTURE OF SHAFT OF LEFT TIBIA, SUBSEQUENT ENCOUNTER FOR OPEN FRACTURE TYPE IIIA, IIIB, OR IIIC WITH NONUNION	S82202N
DX_FRACTURE	FRACTURES	DX10	S82.202P	UNSPECIFIED FRACTURE OF SHAFT OF LEFT TIBIA, SUBSEQUENT ENCOUNTER FOR CLOSED FRACTURE WITH MALUNION	S82202P
DX_FRACTURE	FRACTURES	DX10	S82.202Q	UNSPECIFIED FRACTURE OF SHAFT OF LEFT TIBIA, SUBSEQUENT ENCOUNTER FOR OPEN FRACTURE TYPE I OR II WITH MALUNION	S82202Q
DX_FRACTURE	FRACTURES	DX10	S82.202R	UNSPECIFIED FRACTURE OF SHAFT OF LEFT TIBIA, SUBSEQUENT ENCOUNTER FOR OPEN FRACTURE TYPE IIIA, IIIB, OR IIIC WITH MALUNION	S82202R
DX_FRACTURE	FRACTURES	DX10	S82.202S	UNSPECIFIED FRACTURE OF SHAFT OF LEFT TIBIA, SEQUELA	S82202S
DX_FRACTURE	FRACTURES	DX10	S82.209	UNSPECIFIED FRACTURE OF SHAFT OF UNSPECIFIED TIBIA	S82209
DX_FRACTURE	FRACTURES	DX10	S82.209A	UNSPECIFIED FRACTURE OF SHAFT OF UNSPECIFIED TIBIA, INITIAL ENCOUNTER FOR CLOSED FRACTURE	S82209A
DX_FRACTURE	FRACTURES	DX10	S82.209B	UNSPECIFIED FRACTURE OF SHAFT OF UNSPECIFIED TIBIA, INITIAL ENCOUNTER FOR OPEN FRACTURE TYPE I OR II	S82209B
DX_FRACTURE	FRACTURES	DX10	S82.209C	UNSPECIFIED FRACTURE OF SHAFT OF UNSPECIFIED TIBIA, INITIAL ENCOUNTER FOR OPEN FRACTURE TYPE IIIA, IIIB, OR IIIC	S82209C
DX_FRACTURE	FRACTURES	DX10	S82.209D	UNSPECIFIED FRACTURE OF SHAFT OF UNSPECIFIED TIBIA, SUBSEQUENT ENCOUNTER FOR CLOSED FRACTURE WITH ROUTINE HEALING	S82209D
DX_FRACTURE	FRACTURES	DX10	S82.209E	UNSPECIFIED FRACTURE OF SHAFT OF UNSPECIFIED TIBIA, SUBSEQUENT ENCOUNTER FOR OPEN FRACTURE TYPE I OR II WITH ROUTINE HEALING	S82209E
DX_FRACTURE	FRACTURES	DX10	S82.209F	UNSPECIFIED FRACTURE OF SHAFT OF UNSPECIFIED TIBIA, SUBSEQUENT ENCOUNTER FOR OPEN FRACTURE TYPE IIIA, IIIB, OR IIIC WITH ROUTINE HEALING	S82209F
DX_FRACTURE	FRACTURES	DX10	S82.209G	UNSPECIFIED FRACTURE OF SHAFT OF UNSPECIFIED TIBIA, SUBSEQUENT ENCOUNTER FOR CLOSED FRACTURE WITH DELAYED HEALING	S82209G
DX_FRACTURE	FRACTURES	DX10	S82.209H	UNSPECIFIED FRACTURE OF SHAFT OF UNSPECIFIED TIBIA, SUBSEQUENT ENCOUNTER FOR OPEN FRACTURE TYPE I OR II WITH DELAYED HEALING	S82209H
DX_FRACTURE	FRACTURES	DX10	S82.209J	UNSPECIFIED FRACTURE OF SHAFT OF UNSPECIFIED TIBIA, SUBSEQUENT ENCOUNTER FOR OPEN FRACTURE TYPE IIIA, IIIB, OR IIIC WITH DELAYED HEALING	S82209J
DX_FRACTURE	FRACTURES	DX10	S82.209K	UNSPECIFIED FRACTURE OF SHAFT OF UNSPECIFIED TIBIA, SUBSEQUENT ENCOUNTER FOR CLOSED FRACTURE WITH NONUNION	S82209K
DX_FRACTURE	FRACTURES	DX10	S82.209M	UNSPECIFIED FRACTURE OF SHAFT OF UNSPECIFIED TIBIA, SUBSEQUENT ENCOUNTER FOR OPEN FRACTURE TYPE I OR II WITH NONUNION	S82209M
DX_FRACTURE	FRACTURES	DX10	S82.209N	UNSPECIFIED FRACTURE OF SHAFT OF UNSPECIFIED TIBIA, SUBSEQUENT ENCOUNTER FOR OPEN FRACTURE TYPE IIIA, IIIB, OR IIIC WITH NONUNION	S82209N
DX_FRACTURE	FRACTURES	DX10	S82.209P	UNSPECIFIED FRACTURE OF SHAFT OF UNSPECIFIED TIBIA, SUBSEQUENT ENCOUNTER FOR CLOSED FRACTURE WITH MALUNION	S82209P
DX_FRACTURE	FRACTURES	DX10	S82.209Q	UNSPECIFIED FRACTURE OF SHAFT OF UNSPECIFIED TIBIA, SUBSEQUENT ENCOUNTER FOR OPEN FRACTURE TYPE I OR II WITH MALUNION	S82209Q
DX_FRACTURE	FRACTURES	DX10	S82.209R	UNSPECIFIED FRACTURE OF SHAFT OF UNSPECIFIED TIBIA, SUBSEQUENT ENCOUNTER FOR OPEN FRACTURE TYPE IIIA, IIIB, OR IIIC WITH MALUNION	S82209R
DX_FRACTURE	FRACTURES	DX10	S82.209S	UNSPECIFIED FRACTURE OF SHAFT OF UNSPECIFIED TIBIA, SEQUELA	S82209S
DX_FRACTURE	FRACTURES	DX10	S82.22	TRANSVERSE FRACTURE OF SHAFT OF TIBIA	S8222
DX_FRACTURE	FRACTURES	DX10	S82.221	DISPLACED TRANSVERSE FRACTURE OF SHAFT OF RIGHT TIBIA	S82221

Boehringer Ingelheim
Statistical and Epidemiological Analysis Plan (SEAP) for Non-Interventional Study
(NIS)
BI Study Number 1245-0228

Proprietary confidential information © 2023 Boehringer Ingelheim International GmbH or one or more of its affiliated companies

DX_FRACTURE	FRACTURES	DX10	S82.221A	DISPLACED TRANSVERSE FRACTURE OF SHAFT OF RIGHT TIBIA, INITIAL ENCOUNTER FOR CLOSED FRACTURE	S82221A
DX_FRACTURE	FRACTURES	DX10	S82.221B	DISPLACED TRANSVERSE FRACTURE OF SHAFT OF RIGHT TIBIA, INITIAL ENCOUNTER FOR OPEN FRACTURE TYPE I OR II	S82221B
DX_FRACTURE	FRACTURES	DX10	S82.221C	DISPLACED TRANSVERSE FRACTURE OF SHAFT OF RIGHT TIBIA, INITIAL ENCOUNTER FOR OPEN FRACTURE TYPE IIIA, IIIB, OR IIIC	S82221C
DX_FRACTURE	FRACTURES	DX10	S82.221D	DISPLACED TRANSVERSE FRACTURE OF SHAFT OF RIGHT TIBIA, SUBSEQUENT ENCOUNTER FOR CLOSED FRACTURE WITH ROUTINE HEALING	S82221D
DX_FRACTURE	FRACTURES	DX10	S82.221E	DISPLACED TRANSVERSE FRACTURE OF SHAFT OF RIGHT TIBIA, SUBSEQUENT ENCOUNTER FOR OPEN FRACTURE TYPE I OR II WITH ROUTINE HEALING	S82221E
DX_FRACTURE	FRACTURES	DX10	S82.221F	DISPLACED TRANSVERSE FRACTURE OF SHAFT OF RIGHT TIBIA, SUBSEQUENT ENCOUNTER FOR OPEN FRACTURE TYPE IIIA, IIIB, OR IIIC WITH ROUTINE HEALING	S82221F
DX_FRACTURE	FRACTURES	DX10	S82.221G	DISPLACED TRANSVERSE FRACTURE OF SHAFT OF RIGHT TIBIA, SUBSEQUENT ENCOUNTER FOR CLOSED FRACTURE WITH DELAYED HEALING	S82221G
DX_FRACTURE	FRACTURES	DX10	S82.221H	DISPLACED TRANSVERSE FRACTURE OF SHAFT OF RIGHT TIBIA, SUBSEQUENT ENCOUNTER FOR OPEN FRACTURE TYPE I OR II WITH DELAYED HEALING	S82221H
DX_FRACTURE	FRACTURES	DX10	S82.221J	DISPLACED TRANSVERSE FRACTURE OF SHAFT OF RIGHT TIBIA, SUBSEQUENT ENCOUNTER FOR OPEN FRACTURE TYPE IIIA, IIIB, OR IIIC WITH DELAYED HEALING	S82221J
DX_FRACTURE	FRACTURES	DX10	S82.221K	DISPLACED TRANSVERSE FRACTURE OF SHAFT OF RIGHT TIBIA, SUBSEQUENT ENCOUNTER FOR CLOSED FRACTURE WITH NONUNION	S82221K
DX_FRACTURE	FRACTURES	DX10	S82.221M	DISPLACED TRANSVERSE FRACTURE OF SHAFT OF RIGHT TIBIA, SUBSEQUENT ENCOUNTER FOR OPEN FRACTURE TYPE I OR II WITH NONUNION	S82221M
DX_FRACTURE	FRACTURES	DX10	S82.221N	DISPLACED TRANSVERSE FRACTURE OF SHAFT OF RIGHT TIBIA, SUBSEQUENT ENCOUNTER FOR OPEN FRACTURE TYPE IIIA, IIIB, OR IIIC WITH NONUNION	S82221N
DX_FRACTURE	FRACTURES	DX10	S82.221P	DISPLACED TRANSVERSE FRACTURE OF SHAFT OF RIGHT TIBIA, SUBSEQUENT ENCOUNTER FOR CLOSED FRACTURE WITH MALUNION	S82221P
DX_FRACTURE	FRACTURES	DX10	S82.221Q	DISPLACED TRANSVERSE FRACTURE OF SHAFT OF RIGHT TIBIA, SUBSEQUENT ENCOUNTER FOR OPEN FRACTURE TYPE I OR II WITH MALUNION	S82221Q
DX_FRACTURE	FRACTURES	DX10	S82.221R	DISPLACED TRANSVERSE FRACTURE OF SHAFT OF RIGHT TIBIA, SUBSEQUENT ENCOUNTER FOR OPEN FRACTURE TYPE IIIA, IIIB, OR IIIC WITH MALUNION	S82221R
DX_FRACTURE	FRACTURES	DX10	S82.221S	DISPLACED TRANSVERSE FRACTURE OF SHAFT OF RIGHT TIBIA, SEQUELA	S82221S
DX_FRACTURE	FRACTURES	DX10	S82.222	DISPLACED TRANSVERSE FRACTURE OF SHAFT OF LEFT TIBIA	S82222
DX_FRACTURE	FRACTURES	DX10	S82.222A	DISPLACED TRANSVERSE FRACTURE OF SHAFT OF LEFT TIBIA, INITIAL ENCOUNTER FOR CLOSED FRACTURE	S82222A
DX_FRACTURE	FRACTURES	DX10	S82.222B	DISPLACED TRANSVERSE FRACTURE OF SHAFT OF LEFT TIBIA, INITIAL ENCOUNTER FOR OPEN FRACTURE TYPE I OR II	S82222B
DX_FRACTURE	FRACTURES	DX10	S82.222C	DISPLACED TRANSVERSE FRACTURE OF SHAFT OF LEFT TIBIA, INITIAL ENCOUNTER FOR OPEN FRACTURE TYPE IIIA, IIIB, OR IIIC	S82222C
DX_FRACTURE	FRACTURES	DX10	S82.222D	DISPLACED TRANSVERSE FRACTURE OF SHAFT OF LEFT TIBIA, SUBSEQUENT ENCOUNTER FOR CLOSED FRACTURE WITH ROUTINE HEALING	S82222D
DX_FRACTURE	FRACTURES	DX10	S82.222E	DISPLACED TRANSVERSE FRACTURE OF SHAFT OF LEFT TIBIA, SUBSEQUENT ENCOUNTER FOR OPEN FRACTURE TYPE I OR II WITH ROUTINE HEALING	S82222E
DX_FRACTURE	FRACTURES	DX10	S82.222F	DISPLACED TRANSVERSE FRACTURE OF SHAFT OF LEFT TIBIA, SUBSEQUENT ENCOUNTER FOR OPEN FRACTURE TYPE IIIA, IIIB, OR IIIC WITH ROUTINE HEALING	S82222F
DX_FRACTURE	FRACTURES	DX10	S82.222G	DISPLACED TRANSVERSE FRACTURE OF SHAFT OF LEFT TIBIA, SUBSEQUENT ENCOUNTER FOR CLOSED FRACTURE WITH DELAYED HEALING	S82222G
DX_FRACTURE	FRACTURES	DX10	S82.222H	DISPLACED TRANSVERSE FRACTURE OF SHAFT OF LEFT TIBIA, SUBSEQUENT ENCOUNTER FOR OPEN FRACTURE TYPE I OR II WITH DELAYED HEALING	S82222H
DX_FRACTURE	FRACTURES	DX10	S82.222J	DISPLACED TRANSVERSE FRACTURE OF SHAFT OF LEFT TIBIA, SUBSEQUENT ENCOUNTER FOR OPEN FRACTURE TYPE IIIA, IIIB, OR IIIC WITH DELAYED HEALING	S82222J
DX_FRACTURE	FRACTURES	DX10	S82.222K	DISPLACED TRANSVERSE FRACTURE OF SHAFT OF LEFT TIBIA, SUBSEQUENT ENCOUNTER FOR CLOSED FRACTURE WITH NONUNION	S82222K
DX_FRACTURE	FRACTURES	DX10	S82.222M	DISPLACED TRANSVERSE FRACTURE OF SHAFT OF LEFT TIBIA, SUBSEQUENT ENCOUNTER FOR OPEN FRACTURE TYPE I OR II WITH NONUNION	S82222M
DX_FRACTURE	FRACTURES	DX10	S82.222N	DISPLACED TRANSVERSE FRACTURE OF SHAFT OF LEFT TIBIA, SUBSEQUENT ENCOUNTER FOR OPEN FRACTURE TYPE IIIA, IIIB, OR IIIC WITH NONUNION	S82222N
DX_FRACTURE	FRACTURES	DX10	S82.222P	DISPLACED TRANSVERSE FRACTURE OF SHAFT OF LEFT TIBIA, SUBSEQUENT ENCOUNTER FOR CLOSED FRACTURE WITH MALUNION	S82222P
DX_FRACTURE	FRACTURES	DX10	S82.222Q	DISPLACED TRANSVERSE FRACTURE OF SHAFT OF LEFT TIBIA, SUBSEQUENT ENCOUNTER FOR OPEN FRACTURE TYPE I OR II WITH MALUNION	S82222Q
DX_FRACTURE	FRACTURES	DX10	S82.222R	DISPLACED TRANSVERSE FRACTURE OF SHAFT OF LEFT TIBIA, SUBSEQUENT ENCOUNTER FOR OPEN FRACTURE TYPE IIIA, IIIB, OR IIIC WITH MALUNION	S82222R
DX_FRACTURE	FRACTURES	DX10	S82.222S	DISPLACED TRANSVERSE FRACTURE OF SHAFT OF LEFT TIBIA, SEQUELA	S82222S
DX_FRACTURE	FRACTURES	DX10	S82.223	DISPLACED TRANSVERSE FRACTURE OF SHAFT OF UNSPECIFIED TIBIA	S82223
DX_FRACTURE	FRACTURES	DX10	S82.223A	DISPLACED TRANSVERSE FRACTURE OF SHAFT OF UNSPECIFIED TIBIA, INITIAL ENCOUNTER FOR CLOSED FRACTURE	S82223A
DX_FRACTURE	FRACTURES	DX10	S82.223B	DISPLACED TRANSVERSE FRACTURE OF SHAFT OF UNSPECIFIED TIBIA, INITIAL ENCOUNTER FOR OPEN FRACTURE TYPE I OR II	S82223B
DX_FRACTURE	FRACTURES	DX10	S82.223C	DISPLACED TRANSVERSE FRACTURE OF SHAFT OF UNSPECIFIED TIBIA, INITIAL ENCOUNTER FOR OPEN FRACTURE TYPE IIIA, IIIB, OR IIIC	S82223C
DX_FRACTURE	FRACTURES	DX10	S82.223D	DISPLACED TRANSVERSE FRACTURE OF SHAFT OF UNSPECIFIED TIBIA, SUBSEQUENT ENCOUNTER FOR CLOSED FRACTURE WITH ROUTINE HEALING	S82223D
DX_FRACTURE	FRACTURES	DX10	S82.223E	DISPLACED TRANSVERSE FRACTURE OF SHAFT OF UNSPECIFIED TIBIA, SUBSEQUENT ENCOUNTER FOR OPEN FRACTURE TYPE I OR II WITH ROUTINE HEALING	S82223E
DX_FRACTURE	FRACTURES	DX10	S82.223F	DISPLACED TRANSVERSE FRACTURE OF SHAFT OF UNSPECIFIED TIBIA, SUBSEQUENT ENCOUNTER FOR OPEN FRACTURE TYPE IIIA, IIIB, OR IIIC WITH ROUTINE HEALING	S82223F
DX_FRACTURE	FRACTURES	DX10	S82.223G	DISPLACED TRANSVERSE FRACTURE OF SHAFT OF UNSPECIFIED TIBIA, SUBSEQUENT ENCOUNTER FOR CLOSED FRACTURE WITH DELAYED HEALING	S82223G
DX_FRACTURE	FRACTURES	DX10	S82.223H	DISPLACED TRANSVERSE FRACTURE OF SHAFT OF UNSPECIFIED TIBIA, SUBSEQUENT ENCOUNTER FOR OPEN FRACTURE TYPE I OR II WITH DELAYED HEALING	S82223H
DX_FRACTURE	FRACTURES	DX10	S82.223J	DISPLACED TRANSVERSE FRACTURE OF SHAFT OF UNSPECIFIED TIBIA, SUBSEQUENT ENCOUNTER FOR OPEN FRACTURE TYPE IIIA, IIIB, OR IIIC WITH DELAYED HEALING	S82223J
DX_FRACTURE	FRACTURES	DX10	S82.223K	DISPLACED TRANSVERSE FRACTURE OF SHAFT OF UNSPECIFIED TIBIA, SUBSEQUENT ENCOUNTER FOR CLOSED FRACTURE WITH NONUNION	S82223K
DX_FRACTURE	FRACTURES	DX10	S82.223M	DISPLACED TRANSVERSE FRACTURE OF SHAFT OF UNSPECIFIED TIBIA, SUBSEQUENT ENCOUNTER FOR OPEN FRACTURE TYPE I OR II WITH NONUNION	S82223M
DX_FRACTURE	FRACTURES	DX10	S82.223N	DISPLACED TRANSVERSE FRACTURE OF SHAFT OF UNSPECIFIED TIBIA, SUBSEQUENT ENCOUNTER FOR OPEN FRACTURE TYPE IIIA, IIIB, OR IIIC WITH NONUNION	S82223N
DX_FRACTURE	FRACTURES	DX10	S82.223P	DISPLACED TRANSVERSE FRACTURE OF SHAFT OF UNSPECIFIED TIBIA, SUBSEQUENT ENCOUNTER FOR CLOSED FRACTURE WITH MALUNION	S82223P
DX_FRACTURE	FRACTURES	DX10	S82.223Q	DISPLACED TRANSVERSE FRACTURE OF SHAFT OF UNSPECIFIED TIBIA, SUBSEQUENT ENCOUNTER FOR OPEN FRACTURE TYPE I OR II WITH MALUNION	S82223Q
DX_FRACTURE	FRACTURES	DX10	S82.223R	DISPLACED TRANSVERSE FRACTURE OF SHAFT OF UNSPECIFIED TIBIA, SUBSEQUENT ENCOUNTER FOR OPEN FRACTURE TYPE IIIA, IIIB, OR IIIC WITH MALUNION	S82223R
DX_FRACTURE	FRACTURES	DX10	S82.223S	DISPLACED TRANSVERSE FRACTURE OF SHAFT OF UNSPECIFIED TIBIA, SEQUELA	S82223S
DX_FRACTURE	FRACTURES	DX10	S82.224	NONDISPLACED TRANSVERSE FRACTURE OF SHAFT OF RIGHT TIBIA	S82224

Boehringer Ingelheim
Statistical and Epidemiological Analysis Plan (SEAP) for Non-Interventional Study
(NIS)
BI Study Number 1245-0228

Proprietary confidential information © 2023 Boehringer Ingelheim International GmbH or one or more of its affiliated companies

DX_FRACTURE	FRACTURES	DX10	S82.224A	NONDISPLACED TRANSVERSE FRACTURE OF SHAFT OF RIGHT TIBIA, INITIAL ENCOUNTER FOR CLOSED FRACTURE	S82224A
DX_FRACTURE	FRACTURES	DX10	S82.224B	NONDISPLACED TRANSVERSE FRACTURE OF SHAFT OF RIGHT TIBIA, INITIAL ENCOUNTER FOR OPEN FRACTURE TYPE I OR II	S82224B
DX_FRACTURE	FRACTURES	DX10	S82.224C	NONDISPLACED TRANSVERSE FRACTURE OF SHAFT OF RIGHT TIBIA, INITIAL ENCOUNTER FOR OPEN FRACTURE TYPE IIIA, IIIB, OR IIIC	S82224C
DX_FRACTURE	FRACTURES	DX10	S82.224D	NONDISPLACED TRANSVERSE FRACTURE OF SHAFT OF RIGHT TIBIA, SUBSEQUENT ENCOUNTER FOR CLOSED FRACTURE WITH ROUTINE HEALING	S82224D
DX_FRACTURE	FRACTURES	DX10	S82.224E	NONDISPLACED TRANSVERSE FRACTURE OF SHAFT OF RIGHT TIBIA, SUBSEQUENT ENCOUNTER FOR OPEN FRACTURE TYPE I OR II WITH ROUTINE HEALING	S82224E
DX_FRACTURE	FRACTURES	DX10	S82.224F	NONDISPLACED TRANSVERSE FRACTURE OF SHAFT OF RIGHT TIBIA, SUBSEQUENT ENCOUNTER FOR OPEN FRACTURE TYPE IIIA, IIIB, OR IIIC WITH ROUTINE HEALING	S82224F
DX_FRACTURE	FRACTURES	DX10	S82.224G	NONDISPLACED TRANSVERSE FRACTURE OF SHAFT OF RIGHT TIBIA, SUBSEQUENT ENCOUNTER FOR CLOSED FRACTURE WITH DELAYED HEALING	S82224G
DX_FRACTURE	FRACTURES	DX10	S82.224H	NONDISPLACED TRANSVERSE FRACTURE OF SHAFT OF RIGHT TIBIA, SUBSEQUENT ENCOUNTER FOR OPEN FRACTURE TYPE I OR II WITH DELAYED HEALING	S82224H
DX_FRACTURE	FRACTURES	DX10	S82.224J	NONDISPLACED TRANSVERSE FRACTURE OF SHAFT OF RIGHT TIBIA, SUBSEQUENT ENCOUNTER FOR OPEN FRACTURE TYPE IIIA, IIIB, OR IIIC WITH DELAYED HEALING	S82224J
DX_FRACTURE	FRACTURES	DX10	S82.224K	NONDISPLACED TRANSVERSE FRACTURE OF SHAFT OF RIGHT TIBIA, SUBSEQUENT ENCOUNTER FOR CLOSED FRACTURE WITH NONUNION	S82224K
DX_FRACTURE	FRACTURES	DX10	S82.224M	NONDISPLACED TRANSVERSE FRACTURE OF SHAFT OF RIGHT TIBIA, SUBSEQUENT ENCOUNTER FOR OPEN FRACTURE TYPE I OR II WITH NONUNION	S82224M
DX_FRACTURE	FRACTURES	DX10	S82.224N	NONDISPLACED TRANSVERSE FRACTURE OF SHAFT OF RIGHT TIBIA, SUBSEQUENT ENCOUNTER FOR OPEN FRACTURE TYPE IIIA, IIIB, OR IIIC WITH NONUNION	S82224N
DX_FRACTURE	FRACTURES	DX10	S82.224P	NONDISPLACED TRANSVERSE FRACTURE OF SHAFT OF RIGHT TIBIA, SUBSEQUENT ENCOUNTER FOR CLOSED FRACTURE WITH MALUNION	S82224P
DX_FRACTURE	FRACTURES	DX10	S82.224Q	NONDISPLACED TRANSVERSE FRACTURE OF SHAFT OF RIGHT TIBIA, SUBSEQUENT ENCOUNTER FOR OPEN FRACTURE TYPE I OR II WITH MALUNION	S82224Q
DX_FRACTURE	FRACTURES	DX10	S82.224R	NONDISPLACED TRANSVERSE FRACTURE OF SHAFT OF RIGHT TIBIA, SUBSEQUENT ENCOUNTER FOR OPEN FRACTURE TYPE IIIA, IIIB, OR IIIC WITH MALUNION	S82224R
DX_FRACTURE	FRACTURES	DX10	S82.224S	NONDISPLACED TRANSVERSE FRACTURE OF SHAFT OF RIGHT TIBIA, SEQUELA	S82224S
DX_FRACTURE	FRACTURES	DX10	S82.225	NONDISPLACED TRANSVERSE FRACTURE OF SHAFT OF LEFT TIBIA	S82225
DX_FRACTURE	FRACTURES	DX10	S82.225A	NONDISPLACED TRANSVERSE FRACTURE OF SHAFT OF LEFT TIBIA, INITIAL ENCOUNTER FOR CLOSED FRACTURE	S82225A
DX_FRACTURE	FRACTURES	DX10	S82.225B	NONDISPLACED TRANSVERSE FRACTURE OF SHAFT OF LEFT TIBIA, INITIAL ENCOUNTER FOR OPEN FRACTURE TYPE I OR II	S82225B
DX_FRACTURE	FRACTURES	DX10	S82.225C	NONDISPLACED TRANSVERSE FRACTURE OF SHAFT OF LEFT TIBIA, INITIAL ENCOUNTER FOR OPEN FRACTURE TYPE IIIA, IIIB, OR IIIC	S82225C
DX_FRACTURE	FRACTURES	DX10	S82.225D	NONDISPLACED TRANSVERSE FRACTURE OF SHAFT OF LEFT TIBIA, SUBSEQUENT ENCOUNTER FOR CLOSED FRACTURE WITH ROUTINE HEALING	S82225D
DX_FRACTURE	FRACTURES	DX10	S82.225E	NONDISPLACED TRANSVERSE FRACTURE OF SHAFT OF LEFT TIBIA, SUBSEQUENT ENCOUNTER FOR OPEN FRACTURE TYPE I OR II WITH ROUTINE HEALING	S82225E
DX_FRACTURE	FRACTURES	DX10	S82.225F	NONDISPLACED TRANSVERSE FRACTURE OF SHAFT OF LEFT TIBIA, SUBSEQUENT ENCOUNTER FOR OPEN FRACTURE TYPE IIIA, IIIB, OR IIIC WITH ROUTINE HEALING	S82225F
DX_FRACTURE	FRACTURES	DX10	S82.225G	NONDISPLACED TRANSVERSE FRACTURE OF SHAFT OF LEFT TIBIA, SUBSEQUENT ENCOUNTER FOR CLOSED FRACTURE WITH DELAYED HEALING	S82225G
DX_FRACTURE	FRACTURES	DX10	S82.225H	NONDISPLACED TRANSVERSE FRACTURE OF SHAFT OF LEFT TIBIA, SUBSEQUENT ENCOUNTER FOR OPEN FRACTURE TYPE I OR II WITH DELAYED HEALING	S82225H
DX_FRACTURE	FRACTURES	DX10	S82.225J	NONDISPLACED TRANSVERSE FRACTURE OF SHAFT OF LEFT TIBIA, SUBSEQUENT ENCOUNTER FOR OPEN FRACTURE TYPE IIIA, IIIB, OR IIIC WITH DELAYED HEALING	S82225J
DX_FRACTURE	FRACTURES	DX10	S82.225K	NONDISPLACED TRANSVERSE FRACTURE OF SHAFT OF LEFT TIBIA, SUBSEQUENT ENCOUNTER FOR CLOSED FRACTURE WITH NONUNION	S82225K
DX_FRACTURE	FRACTURES	DX10	S82.225M	NONDISPLACED TRANSVERSE FRACTURE OF SHAFT OF LEFT TIBIA, SUBSEQUENT ENCOUNTER FOR OPEN FRACTURE TYPE I OR II WITH NONUNION	S82225M
DX_FRACTURE	FRACTURES	DX10	S82.225N	NONDISPLACED TRANSVERSE FRACTURE OF SHAFT OF LEFT TIBIA, SUBSEQUENT ENCOUNTER FOR OPEN FRACTURE TYPE IIIA, IIIB, OR IIIC WITH NONUNION	S82225N
DX_FRACTURE	FRACTURES	DX10	S82.225P	NONDISPLACED TRANSVERSE FRACTURE OF SHAFT OF LEFT TIBIA, SUBSEQUENT ENCOUNTER FOR CLOSED FRACTURE WITH MALUNION	S82225P
DX_FRACTURE	FRACTURES	DX10	S82.225Q	NONDISPLACED TRANSVERSE FRACTURE OF SHAFT OF LEFT TIBIA, SUBSEQUENT ENCOUNTER FOR OPEN FRACTURE TYPE I OR II WITH MALUNION	S82225Q
DX_FRACTURE	FRACTURES	DX10	S82.225R	NONDISPLACED TRANSVERSE FRACTURE OF SHAFT OF LEFT TIBIA, SUBSEQUENT ENCOUNTER FOR OPEN FRACTURE TYPE IIIA, IIIB, OR IIIC WITH MALUNION	S82225R
DX_FRACTURE	FRACTURES	DX10	S82.225S	NONDISPLACED TRANSVERSE FRACTURE OF SHAFT OF LEFT TIBIA, SEQUELA	S82225S
DX_FRACTURE	FRACTURES	DX10	S82.226	NONDISPLACED TRANSVERSE FRACTURE OF SHAFT OF UNSPECIFIED TIBIA	S82226
DX_FRACTURE	FRACTURES	DX10	S82.226A	NONDISPLACED TRANSVERSE FRACTURE OF SHAFT OF UNSPECIFIED TIBIA, INITIAL ENCOUNTER FOR CLOSED FRACTURE	S82226A
DX_FRACTURE	FRACTURES	DX10	S82.226B	NONDISPLACED TRANSVERSE FRACTURE OF SHAFT OF UNSPECIFIED TIBIA, INITIAL ENCOUNTER FOR OPEN FRACTURE TYPE I OR II	S82226B
DX_FRACTURE	FRACTURES	DX10	S82.226C	NONDISPLACED TRANSVERSE FRACTURE OF SHAFT OF UNSPECIFIED TIBIA, INITIAL ENCOUNTER FOR OPEN FRACTURE TYPE IIIA, IIIB, OR IIIC	S82226C
DX_FRACTURE	FRACTURES	DX10	S82.226D	NONDISPLACED TRANSVERSE FRACTURE OF SHAFT OF UNSPECIFIED TIBIA, SUBSEQUENT ENCOUNTER FOR CLOSED FRACTURE WITH ROUTINE HEALING	S82226D
DX_FRACTURE	FRACTURES	DX10	S82.226E	NONDISPLACED TRANSVERSE FRACTURE OF SHAFT OF UNSPECIFIED TIBIA, SUBSEQUENT ENCOUNTER FOR OPEN FRACTURE TYPE I OR II WITH ROUTINE HEALING	S82226E
DX_FRACTURE	FRACTURES	DX10	S82.226F	NONDISPLACED TRANSVERSE FRACTURE OF SHAFT OF UNSPECIFIED TIBIA, SUBSEQUENT ENCOUNTER FOR OPEN FRACTURE TYPE IIIA, IIIB, OR IIIC WITH ROUTINE HEALING	S82226F
DX_FRACTURE	FRACTURES	DX10	S82.226G	NONDISPLACED TRANSVERSE FRACTURE OF SHAFT OF UNSPECIFIED TIBIA, SUBSEQUENT ENCOUNTER FOR CLOSED FRACTURE WITH DELAYED HEALING	S82226G
DX_FRACTURE	FRACTURES	DX10	S82.226H	NONDISPLACED TRANSVERSE FRACTURE OF SHAFT OF UNSPECIFIED TIBIA, SUBSEQUENT ENCOUNTER FOR OPEN FRACTURE TYPE I OR II WITH DELAYED HEALING	S82226H
DX_FRACTURE	FRACTURES	DX10	S82.226J	NONDISPLACED TRANSVERSE FRACTURE OF SHAFT OF UNSPECIFIED TIBIA, SUBSEQUENT ENCOUNTER FOR OPEN FRACTURE TYPE IIIA, IIIB, OR IIIC WITH DELAYED HEALING	S82226J
DX_FRACTURE	FRACTURES	DX10	S82.226K	NONDISPLACED TRANSVERSE FRACTURE OF SHAFT OF UNSPECIFIED TIBIA, SUBSEQUENT ENCOUNTER FOR CLOSED FRACTURE WITH NONUNION	S82226K
DX_FRACTURE	FRACTURES	DX10	S82.226M	NONDISPLACED TRANSVERSE FRACTURE OF SHAFT OF UNSPECIFIED TIBIA, SUBSEQUENT ENCOUNTER FOR OPEN FRACTURE TYPE I OR II WITH NONUNION	S82226M
DX_FRACTURE	FRACTURES	DX10	S82.226N	NONDISPLACED TRANSVERSE FRACTURE OF SHAFT OF UNSPECIFIED TIBIA, SUBSEQUENT ENCOUNTER FOR OPEN FRACTURE TYPE IIIA, IIIB, OR IIIC WITH NONUNION	S82226N
DX_FRACTURE	FRACTURES	DX10	S82.226P	NONDISPLACED TRANSVERSE FRACTURE OF SHAFT OF UNSPECIFIED TIBIA, SUBSEQUENT ENCOUNTER FOR CLOSED FRACTURE WITH MALUNION	S82226P
DX_FRACTURE	FRACTURES	DX10	S82.226Q	NONDISPLACED TRANSVERSE FRACTURE OF SHAFT OF UNSPECIFIED TIBIA, SUBSEQUENT ENCOUNTER FOR OPEN FRACTURE TYPE I OR II WITH MALUNION	S82226Q
DX_FRACTURE	FRACTURES	DX10	S82.226R	NONDISPLACED TRANSVERSE FRACTURE OF SHAFT OF UNSPECIFIED TIBIA, SUBSEQUENT ENCOUNTER FOR OPEN FRACTURE TYPE IIIA, IIIB, OR IIIC WITH MALUNION	S82226R
DX_FRACTURE	FRACTURES	DX10	S82.226S	NONDISPLACED TRANSVERSE FRACTURE OF SHAFT OF UNSPECIFIED TIBIA, SEQUELA	S82226S
DX_FRACTURE	FRACTURES	DX10	S82.23	OBLIQUE FRACTURE OF SHAFT OF TIBIA	S8223
DX_FRACTURE	FRACTURES	DX10	S82.231	DISPLACED OBLIQUE FRACTURE OF SHAFT OF RIGHT TIBIA	S82231

Boehringer Ingelheim
Statistical and Epidemiological Analysis Plan (SEAP) for Non-Interventional Study
(NIS)
BI Study Number 1245-0228

Proprietary confidential information © 2023 Boehringer Ingelheim International GmbH or one or more of its affiliated companies

DX_FRACTURE	FRACTURES	DX10	S82.231A	DISPLACED OBLIQUE FRACTURE OF SHAFT OF RIGHT TIBIA, INITIAL ENCOUNTER FOR CLOSED FRACTURE	S82231A
DX_FRACTURE	FRACTURES	DX10	S82.231B	DISPLACED OBLIQUE FRACTURE OF SHAFT OF RIGHT TIBIA, INITIAL ENCOUNTER FOR OPEN FRACTURE TYPE I OR II	S82231B
DX_FRACTURE	FRACTURES	DX10	S82.231C	DISPLACED OBLIQUE FRACTURE OF SHAFT OF RIGHT TIBIA, INITIAL ENCOUNTER FOR OPEN FRACTURE TYPE IIIA, IIIB, OR IIIC	S82231C
DX_FRACTURE	FRACTURES	DX10	S82.231D	DISPLACED OBLIQUE FRACTURE OF SHAFT OF RIGHT TIBIA, SUBSEQUENT ENCOUNTER FOR CLOSED FRACTURE WITH ROUTINE HEALING	S82231D
DX_FRACTURE	FRACTURES	DX10	S82.231E	DISPLACED OBLIQUE FRACTURE OF SHAFT OF RIGHT TIBIA, SUBSEQUENT ENCOUNTER FOR OPEN FRACTURE TYPE I OR II WITH ROUTINE HEALING	S82231E
DX_FRACTURE	FRACTURES	DX10	S82.231F	DISPLACED OBLIQUE FRACTURE OF SHAFT OF RIGHT TIBIA, SUBSEQUENT ENCOUNTER FOR OPEN FRACTURE TYPE IIIA, IIIB, OR IIIC WITH ROUTINE HEALING	S82231F
DX_FRACTURE	FRACTURES	DX10	S82.231G	DISPLACED OBLIQUE FRACTURE OF SHAFT OF RIGHT TIBIA, SUBSEQUENT ENCOUNTER FOR CLOSED FRACTURE WITH DELAYED HEALING	S82231G
DX_FRACTURE	FRACTURES	DX10	S82.231H	DISPLACED OBLIQUE FRACTURE OF SHAFT OF RIGHT TIBIA, SUBSEQUENT ENCOUNTER FOR OPEN FRACTURE TYPE I OR II WITH DELAYED HEALING	S82231H
DX_FRACTURE	FRACTURES	DX10	S82.231J	DISPLACED OBLIQUE FRACTURE OF SHAFT OF RIGHT TIBIA, SUBSEQUENT ENCOUNTER FOR OPEN FRACTURE TYPE IIIA, IIIB, OR IIIC WITH DELAYED HEALING	S82231J
DX_FRACTURE	FRACTURES	DX10	S82.231K	DISPLACED OBLIQUE FRACTURE OF SHAFT OF RIGHT TIBIA, SUBSEQUENT ENCOUNTER FOR CLOSED FRACTURE WITH NONUNION	S82231K
DX_FRACTURE	FRACTURES	DX10	S82.231M	DISPLACED OBLIQUE FRACTURE OF SHAFT OF RIGHT TIBIA, SUBSEQUENT ENCOUNTER FOR OPEN FRACTURE TYPE I OR II WITH NONUNION	S82231M
DX_FRACTURE	FRACTURES	DX10	S82.231N	DISPLACED OBLIQUE FRACTURE OF SHAFT OF RIGHT TIBIA, SUBSEQUENT ENCOUNTER FOR OPEN FRACTURE TYPE IIIA, IIIB, OR IIIC WITH NONUNION	S82231N
DX_FRACTURE	FRACTURES	DX10	S82.231P	DISPLACED OBLIQUE FRACTURE OF SHAFT OF RIGHT TIBIA, SUBSEQUENT ENCOUNTER FOR CLOSED FRACTURE WITH MALUNION	S82231P
DX_FRACTURE	FRACTURES	DX10	S82.231Q	DISPLACED OBLIQUE FRACTURE OF SHAFT OF RIGHT TIBIA, SUBSEQUENT ENCOUNTER FOR OPEN FRACTURE TYPE I OR II WITH MALUNION	S82231Q
DX_FRACTURE	FRACTURES	DX10	S82.231R	DISPLACED OBLIQUE FRACTURE OF SHAFT OF RIGHT TIBIA, SUBSEQUENT ENCOUNTER FOR OPEN FRACTURE TYPE IIIA, IIIB, OR IIIC WITH MALUNION	S82231R
DX_FRACTURE	FRACTURES	DX10	S82.231S	DISPLACED OBLIQUE FRACTURE OF SHAFT OF RIGHT TIBIA, SEQUELA	S82231S
DX_FRACTURE	FRACTURES	DX10	S82.232	DISPLACED OBLIQUE FRACTURE OF SHAFT OF LEFT TIBIA	S82232
DX_FRACTURE	FRACTURES	DX10	S82.232A	DISPLACED OBLIQUE FRACTURE OF SHAFT OF LEFT TIBIA, INITIAL ENCOUNTER FOR CLOSED FRACTURE	S82232A
DX_FRACTURE	FRACTURES	DX10	S82.232B	DISPLACED OBLIQUE FRACTURE OF SHAFT OF LEFT TIBIA, INITIAL ENCOUNTER FOR OPEN FRACTURE TYPE I OR II	S82232B
DX_FRACTURE	FRACTURES	DX10	S82.232C	DISPLACED OBLIQUE FRACTURE OF SHAFT OF LEFT TIBIA, INITIAL ENCOUNTER FOR OPEN FRACTURE TYPE IIIA, IIIB, OR IIIC	S82232C
DX_FRACTURE	FRACTURES	DX10	S82.232D	DISPLACED OBLIQUE FRACTURE OF SHAFT OF LEFT TIBIA, SUBSEQUENT ENCOUNTER FOR CLOSED FRACTURE WITH ROUTINE HEALING	S82232D
DX_FRACTURE	FRACTURES	DX10	S82.232E	DISPLACED OBLIQUE FRACTURE OF SHAFT OF LEFT TIBIA, SUBSEQUENT ENCOUNTER FOR OPEN FRACTURE TYPE I OR II WITH ROUTINE HEALING	S82232E
DX_FRACTURE	FRACTURES	DX10	S82.232F	DISPLACED OBLIQUE FRACTURE OF SHAFT OF LEFT TIBIA, SUBSEQUENT ENCOUNTER FOR OPEN FRACTURE TYPE IIIA, IIIB, OR IIIC WITH ROUTINE HEALING	S82232F
DX_FRACTURE	FRACTURES	DX10	S82.232G	DISPLACED OBLIQUE FRACTURE OF SHAFT OF LEFT TIBIA, SUBSEQUENT ENCOUNTER FOR CLOSED FRACTURE WITH DELAYED HEALING	S82232G
DX_FRACTURE	FRACTURES	DX10	S82.232H	DISPLACED OBLIQUE FRACTURE OF SHAFT OF LEFT TIBIA, SUBSEQUENT ENCOUNTER FOR OPEN FRACTURE TYPE I OR II WITH DELAYED HEALING	S82232H
DX_FRACTURE	FRACTURES	DX10	S82.232J	DISPLACED OBLIQUE FRACTURE OF SHAFT OF LEFT TIBIA, SUBSEQUENT ENCOUNTER FOR OPEN FRACTURE TYPE IIIA, IIIB, OR IIIC WITH DELAYED HEALING	S82232J
DX_FRACTURE	FRACTURES	DX10	S82.232K	DISPLACED OBLIQUE FRACTURE OF SHAFT OF LEFT TIBIA, SUBSEQUENT ENCOUNTER FOR CLOSED FRACTURE WITH NONUNION	S82232K
DX_FRACTURE	FRACTURES	DX10	S82.232M	DISPLACED OBLIQUE FRACTURE OF SHAFT OF LEFT TIBIA, SUBSEQUENT ENCOUNTER FOR OPEN FRACTURE TYPE I OR II WITH NONUNION	S82232M
DX_FRACTURE	FRACTURES	DX10	S82.232N	DISPLACED OBLIQUE FRACTURE OF SHAFT OF LEFT TIBIA, SUBSEQUENT ENCOUNTER FOR OPEN FRACTURE TYPE IIIA, IIIB, OR IIIC WITH NONUNION	S82232N
DX_FRACTURE	FRACTURES	DX10	S82.232P	DISPLACED OBLIQUE FRACTURE OF SHAFT OF LEFT TIBIA, SUBSEQUENT ENCOUNTER FOR CLOSED FRACTURE WITH MALUNION	S82232P
DX_FRACTURE	FRACTURES	DX10	S82.232Q	DISPLACED OBLIQUE FRACTURE OF SHAFT OF LEFT TIBIA, SUBSEQUENT ENCOUNTER FOR OPEN FRACTURE TYPE I OR II WITH MALUNION	S82232Q
DX_FRACTURE	FRACTURES	DX10	S82.232R	DISPLACED OBLIQUE FRACTURE OF SHAFT OF LEFT TIBIA, SUBSEQUENT ENCOUNTER FOR OPEN FRACTURE TYPE IIIA, IIIB, OR IIIC WITH MALUNION	S82232R
DX_FRACTURE	FRACTURES	DX10	S82.232S	DISPLACED OBLIQUE FRACTURE OF SHAFT OF LEFT TIBIA, SEQUELA	S82232S
DX_FRACTURE	FRACTURES	DX10	S82.233	DISPLACED OBLIQUE FRACTURE OF SHAFT OF UNSPECIFIED TIBIA	S82233
DX_FRACTURE	FRACTURES	DX10	S82.233A	DISPLACED OBLIQUE FRACTURE OF SHAFT OF UNSPECIFIED TIBIA, INITIAL ENCOUNTER FOR CLOSED FRACTURE	S82233A
DX_FRACTURE	FRACTURES	DX10	S82.233B	DISPLACED OBLIQUE FRACTURE OF SHAFT OF UNSPECIFIED TIBIA, INITIAL ENCOUNTER FOR OPEN FRACTURE TYPE I OR II	S82233B
DX_FRACTURE	FRACTURES	DX10	S82.233C	DISPLACED OBLIQUE FRACTURE OF SHAFT OF UNSPECIFIED TIBIA, INITIAL ENCOUNTER FOR OPEN FRACTURE TYPE IIIA, IIIB, OR IIIC	S82233C
DX_FRACTURE	FRACTURES	DX10	S82.233D	DISPLACED OBLIQUE FRACTURE OF SHAFT OF UNSPECIFIED TIBIA, SUBSEQUENT ENCOUNTER FOR CLOSED FRACTURE WITH ROUTINE HEALING	S82233D
DX_FRACTURE	FRACTURES	DX10	S82.233E	DISPLACED OBLIQUE FRACTURE OF SHAFT OF UNSPECIFIED TIBIA, SUBSEQUENT ENCOUNTER FOR OPEN FRACTURE TYPE I OR II WITH ROUTINE HEALING	S82233E
DX_FRACTURE	FRACTURES	DX10	S82.233F	DISPLACED OBLIQUE FRACTURE OF SHAFT OF UNSPECIFIED TIBIA, SUBSEQUENT ENCOUNTER FOR OPEN FRACTURE TYPE IIIA, IIIB, OR IIIC WITH ROUTINE HEALING	S82233F
DX_FRACTURE	FRACTURES	DX10	S82.233G	DISPLACED OBLIQUE FRACTURE OF SHAFT OF UNSPECIFIED TIBIA, SUBSEQUENT ENCOUNTER FOR CLOSED FRACTURE WITH DELAYED HEALING	S82233G
DX_FRACTURE	FRACTURES	DX10	S82.233H	DISPLACED OBLIQUE FRACTURE OF SHAFT OF UNSPECIFIED TIBIA, SUBSEQUENT ENCOUNTER FOR OPEN FRACTURE TYPE I OR II WITH DELAYED HEALING	S82233H
DX_FRACTURE	FRACTURES	DX10	S82.233J	DISPLACED OBLIQUE FRACTURE OF SHAFT OF UNSPECIFIED TIBIA, SUBSEQUENT ENCOUNTER FOR OPEN FRACTURE TYPE IIIA, IIIB, OR IIIC WITH DELAYED HEALING	S82233J
DX_FRACTURE	FRACTURES	DX10	S82.233K	DISPLACED OBLIQUE FRACTURE OF SHAFT OF UNSPECIFIED TIBIA, SUBSEQUENT ENCOUNTER FOR CLOSED FRACTURE WITH NONUNION	S82233K
DX_FRACTURE	FRACTURES	DX10	S82.233M	DISPLACED OBLIQUE FRACTURE OF SHAFT OF UNSPECIFIED TIBIA, SUBSEQUENT ENCOUNTER FOR OPEN FRACTURE TYPE I OR II WITH NONUNION	S82233M
DX_FRACTURE	FRACTURES	DX10	S82.233N	DISPLACED OBLIQUE FRACTURE OF SHAFT OF UNSPECIFIED TIBIA, SUBSEQUENT ENCOUNTER FOR OPEN FRACTURE TYPE IIIA, IIIB, OR IIIC WITH NONUNION	S82233N
DX_FRACTURE	FRACTURES	DX10	S82.233P	DISPLACED OBLIQUE FRACTURE OF SHAFT OF UNSPECIFIED TIBIA, SUBSEQUENT ENCOUNTER FOR CLOSED FRACTURE WITH MALUNION	S82233P
DX_FRACTURE	FRACTURES	DX10	S82.233Q	DISPLACED OBLIQUE FRACTURE OF SHAFT OF UNSPECIFIED TIBIA, SUBSEQUENT ENCOUNTER FOR OPEN FRACTURE TYPE I OR II WITH MALUNION	S82233Q
DX_FRACTURE	FRACTURES	DX10	S82.233R	DISPLACED OBLIQUE FRACTURE OF SHAFT OF UNSPECIFIED TIBIA, SUBSEQUENT ENCOUNTER FOR OPEN FRACTURE TYPE IIIA, IIIB, OR IIIC WITH MALUNION	S82233R
DX_FRACTURE	FRACTURES	DX10	S82.233S	DISPLACED OBLIQUE FRACTURE OF SHAFT OF UNSPECIFIED TIBIA, SEQUELA	S82233S
DX_FRACTURE	FRACTURES	DX10	S82.234	NONDISPLACED OBLIQUE FRACTURE OF SHAFT OF RIGHT TIBIA	S82234

Boehringer Ingelheim
Statistical and Epidemiological Analysis Plan (SEAP) for Non-Interventional Study
(NIS)
BI Study Number 1245-0228

Proprietary confidential information © 2023 Boehringer Ingelheim International GmbH or one or more of its affiliated companies

DX_FRACTURE	FRACTURES	DX10	S82.234A	NONDISPLACED OBLIQUE FRACTURE OF SHAFT OF RIGHT TIBIA, INITIAL ENCOUNTER FOR CLOSED FRACTURE	S82234A
DX_FRACTURE	FRACTURES	DX10	S82.234B	NONDISPLACED OBLIQUE FRACTURE OF SHAFT OF RIGHT TIBIA, INITIAL ENCOUNTER FOR OPEN FRACTURE TYPE I OR II	S82234B
DX_FRACTURE	FRACTURES	DX10	S82.234C	NONDISPLACED OBLIQUE FRACTURE OF SHAFT OF RIGHT TIBIA, INITIAL ENCOUNTER FOR OPEN FRACTURE TYPE IIIA, IIIB, OR IIIC	S82234C
DX_FRACTURE	FRACTURES	DX10	S82.234D	NONDISPLACED OBLIQUE FRACTURE OF SHAFT OF RIGHT TIBIA, SUBSEQUENT ENCOUNTER FOR CLOSED FRACTURE WITH ROUTINE HEALING	S82234D
DX_FRACTURE	FRACTURES	DX10	S82.234E	NONDISPLACED OBLIQUE FRACTURE OF SHAFT OF RIGHT TIBIA, SUBSEQUENT ENCOUNTER FOR OPEN FRACTURE TYPE I OR II WITH ROUTINE HEALING	S82234E
DX_FRACTURE	FRACTURES	DX10	S82.234F	NONDISPLACED OBLIQUE FRACTURE OF SHAFT OF RIGHT TIBIA, SUBSEQUENT ENCOUNTER FOR OPEN FRACTURE TYPE IIIA, IIIB, OR IIIC WITH ROUTINE HEALING	S82234F
DX_FRACTURE	FRACTURES	DX10	S82.234G	NONDISPLACED OBLIQUE FRACTURE OF SHAFT OF RIGHT TIBIA, SUBSEQUENT ENCOUNTER FOR CLOSED FRACTURE WITH DELAYED HEALING	S82234G
DX_FRACTURE	FRACTURES	DX10	S82.234H	NONDISPLACED OBLIQUE FRACTURE OF SHAFT OF RIGHT TIBIA, SUBSEQUENT ENCOUNTER FOR OPEN FRACTURE TYPE I OR II WITH DELAYED HEALING	S82234H
DX_FRACTURE	FRACTURES	DX10	S82.234J	NONDISPLACED OBLIQUE FRACTURE OF SHAFT OF RIGHT TIBIA, SUBSEQUENT ENCOUNTER FOR OPEN FRACTURE TYPE IIIA, IIIB, OR IIIC WITH DELAYED HEALING	S82234J
DX_FRACTURE	FRACTURES	DX10	S82.234K	NONDISPLACED OBLIQUE FRACTURE OF SHAFT OF RIGHT TIBIA, SUBSEQUENT ENCOUNTER FOR CLOSED FRACTURE WITH NONUNION	S82234K
DX_FRACTURE	FRACTURES	DX10	S82.234M	NONDISPLACED OBLIQUE FRACTURE OF SHAFT OF RIGHT TIBIA, SUBSEQUENT ENCOUNTER FOR OPEN FRACTURE TYPE I OR II WITH NONUNION	S82234M
DX_FRACTURE	FRACTURES	DX10	S82.234N	NONDISPLACED OBLIQUE FRACTURE OF SHAFT OF RIGHT TIBIA, SUBSEQUENT ENCOUNTER FOR OPEN FRACTURE TYPE IIIA, IIIB, OR IIIC WITH NONUNION	S82234N
DX_FRACTURE	FRACTURES	DX10	S82.234P	NONDISPLACED OBLIQUE FRACTURE OF SHAFT OF RIGHT TIBIA, SUBSEQUENT ENCOUNTER FOR CLOSED FRACTURE WITH MALUNION	S82234P
DX_FRACTURE	FRACTURES	DX10	S82.234Q	NONDISPLACED OBLIQUE FRACTURE OF SHAFT OF RIGHT TIBIA, SUBSEQUENT ENCOUNTER FOR OPEN FRACTURE TYPE I OR II WITH MALUNION	S82234Q
DX_FRACTURE	FRACTURES	DX10	S82.234R	NONDISPLACED OBLIQUE FRACTURE OF SHAFT OF RIGHT TIBIA, SUBSEQUENT ENCOUNTER FOR OPEN FRACTURE TYPE IIIA, IIIB, OR IIIC WITH MALUNION	S82234R
DX_FRACTURE	FRACTURES	DX10	S82.234S	NONDISPLACED OBLIQUE FRACTURE OF SHAFT OF RIGHT TIBIA, SEQUELA	S82234S
DX_FRACTURE	FRACTURES	DX10	S82.235	NONDISPLACED OBLIQUE FRACTURE OF SHAFT OF LEFT TIBIA	S82235
DX_FRACTURE	FRACTURES	DX10	S82.235A	NONDISPLACED OBLIQUE FRACTURE OF SHAFT OF LEFT TIBIA, INITIAL ENCOUNTER FOR CLOSED FRACTURE	S82235A
DX_FRACTURE	FRACTURES	DX10	S82.235B	NONDISPLACED OBLIQUE FRACTURE OF SHAFT OF LEFT TIBIA, INITIAL ENCOUNTER FOR OPEN FRACTURE TYPE I OR II	S82235B
DX_FRACTURE	FRACTURES	DX10	S82.235C	NONDISPLACED OBLIQUE FRACTURE OF SHAFT OF LEFT TIBIA, INITIAL ENCOUNTER FOR OPEN FRACTURE TYPE IIIA, IIIB, OR IIIC	S82235C
DX_FRACTURE	FRACTURES	DX10	S82.235D	NONDISPLACED OBLIQUE FRACTURE OF SHAFT OF LEFT TIBIA, SUBSEQUENT ENCOUNTER FOR CLOSED FRACTURE WITH ROUTINE HEALING	S82235D
DX_FRACTURE	FRACTURES	DX10	S82.235E	NONDISPLACED OBLIQUE FRACTURE OF SHAFT OF LEFT TIBIA, SUBSEQUENT ENCOUNTER FOR OPEN FRACTURE TYPE I OR II WITH ROUTINE HEALING	S82235E
DX_FRACTURE	FRACTURES	DX10	S82.235F	NONDISPLACED OBLIQUE FRACTURE OF SHAFT OF LEFT TIBIA, SUBSEQUENT ENCOUNTER FOR OPEN FRACTURE TYPE IIIA, IIIB, OR IIIC WITH ROUTINE HEALING	S82235F
DX_FRACTURE	FRACTURES	DX10	S82.235G	NONDISPLACED OBLIQUE FRACTURE OF SHAFT OF LEFT TIBIA, SUBSEQUENT ENCOUNTER FOR CLOSED FRACTURE WITH DELAYED HEALING	S82235G
DX_FRACTURE	FRACTURES	DX10	S82.235H	NONDISPLACED OBLIQUE FRACTURE OF SHAFT OF LEFT TIBIA, SUBSEQUENT ENCOUNTER FOR OPEN FRACTURE TYPE I OR II WITH DELAYED HEALING	S82235H
DX_FRACTURE	FRACTURES	DX10	S82.235J	NONDISPLACED OBLIQUE FRACTURE OF SHAFT OF LEFT TIBIA, SUBSEQUENT ENCOUNTER FOR OPEN FRACTURE TYPE IIIA, IIIB, OR IIIC WITH DELAYED HEALING	S82235J
DX_FRACTURE	FRACTURES	DX10	S82.235K	NONDISPLACED OBLIQUE FRACTURE OF SHAFT OF LEFT TIBIA, SUBSEQUENT ENCOUNTER FOR CLOSED FRACTURE WITH NONUNION	S82235K
DX_FRACTURE	FRACTURES	DX10	S82.235M	NONDISPLACED OBLIQUE FRACTURE OF SHAFT OF LEFT TIBIA, SUBSEQUENT ENCOUNTER FOR OPEN FRACTURE TYPE I OR II WITH NONUNION	S82235M
DX_FRACTURE	FRACTURES	DX10	S82.235N	NONDISPLACED OBLIQUE FRACTURE OF SHAFT OF LEFT TIBIA, SUBSEQUENT ENCOUNTER FOR OPEN FRACTURE TYPE IIIA, IIIB, OR IIIC WITH NONUNION	S82235N
DX_FRACTURE	FRACTURES	DX10	S82.235P	NONDISPLACED OBLIQUE FRACTURE OF SHAFT OF LEFT TIBIA, SUBSEQUENT ENCOUNTER FOR CLOSED FRACTURE WITH MALUNION	S82235P
DX_FRACTURE	FRACTURES	DX10	S82.235Q	NONDISPLACED OBLIQUE FRACTURE OF SHAFT OF LEFT TIBIA, SUBSEQUENT ENCOUNTER FOR OPEN FRACTURE TYPE I OR II WITH MALUNION	S82235Q
DX_FRACTURE	FRACTURES	DX10	S82.235R	NONDISPLACED OBLIQUE FRACTURE OF SHAFT OF LEFT TIBIA, SUBSEQUENT ENCOUNTER FOR OPEN FRACTURE TYPE IIIA, IIIB, OR IIIC WITH MALUNION	S82235R
DX_FRACTURE	FRACTURES	DX10	S82.235S	NONDISPLACED OBLIQUE FRACTURE OF SHAFT OF LEFT TIBIA, SEQUELA	S82235S
DX_FRACTURE	FRACTURES	DX10	S82.236	NONDISPLACED OBLIQUE FRACTURE OF SHAFT OF UNSPECIFIED TIBIA	S82236
DX_FRACTURE	FRACTURES	DX10	S82.236A	NONDISPLACED OBLIQUE FRACTURE OF SHAFT OF UNSPECIFIED TIBIA, INITIAL ENCOUNTER FOR CLOSED FRACTURE	S82236A
DX_FRACTURE	FRACTURES	DX10	S82.236B	NONDISPLACED OBLIQUE FRACTURE OF SHAFT OF UNSPECIFIED TIBIA, INITIAL ENCOUNTER FOR OPEN FRACTURE TYPE I OR II	S82236B
DX_FRACTURE	FRACTURES	DX10	S82.236C	NONDISPLACED OBLIQUE FRACTURE OF SHAFT OF UNSPECIFIED TIBIA, INITIAL ENCOUNTER FOR OPEN FRACTURE TYPE IIIA, IIIB, OR IIIC	S82236C
DX_FRACTURE	FRACTURES	DX10	S82.236D	NONDISPLACED OBLIQUE FRACTURE OF SHAFT OF UNSPECIFIED TIBIA, SUBSEQUENT ENCOUNTER FOR CLOSED FRACTURE WITH ROUTINE HEALING	S82236D
DX_FRACTURE	FRACTURES	DX10	S82.236E	NONDISPLACED OBLIQUE FRACTURE OF SHAFT OF UNSPECIFIED TIBIA, SUBSEQUENT ENCOUNTER FOR OPEN FRACTURE TYPE I OR II WITH ROUTINE HEALING	S82236E
DX_FRACTURE	FRACTURES	DX10	S82.236F	NONDISPLACED OBLIQUE FRACTURE OF SHAFT OF UNSPECIFIED TIBIA, SUBSEQUENT ENCOUNTER FOR OPEN FRACTURE TYPE IIIA, IIIB, OR IIIC WITH ROUTINE HEALING	S82236F
DX_FRACTURE	FRACTURES	DX10	S82.236G	NONDISPLACED OBLIQUE FRACTURE OF SHAFT OF UNSPECIFIED TIBIA, SUBSEQUENT ENCOUNTER FOR CLOSED FRACTURE WITH DELAYED HEALING	S82236G
DX_FRACTURE	FRACTURES	DX10	S82.236H	NONDISPLACED OBLIQUE FRACTURE OF SHAFT OF UNSPECIFIED TIBIA, SUBSEQUENT ENCOUNTER FOR OPEN FRACTURE TYPE I OR II WITH DELAYED HEALING	S82236H
DX_FRACTURE	FRACTURES	DX10	S82.236J	NONDISPLACED OBLIQUE FRACTURE OF SHAFT OF UNSPECIFIED TIBIA, SUBSEQUENT ENCOUNTER FOR OPEN FRACTURE TYPE IIIA, IIIB, OR IIIC WITH DELAYED HEALING	S82236J
DX_FRACTURE	FRACTURES	DX10	S82.236K	NONDISPLACED OBLIQUE FRACTURE OF SHAFT OF UNSPECIFIED TIBIA, SUBSEQUENT ENCOUNTER FOR CLOSED FRACTURE WITH NONUNION	S82236K
DX_FRACTURE	FRACTURES	DX10	S82.236M	NONDISPLACED OBLIQUE FRACTURE OF SHAFT OF UNSPECIFIED TIBIA, SUBSEQUENT ENCOUNTER FOR OPEN FRACTURE TYPE I OR II WITH NONUNION	S82236M
DX_FRACTURE	FRACTURES	DX10	S82.236N	NONDISPLACED OBLIQUE FRACTURE OF SHAFT OF UNSPECIFIED TIBIA, SUBSEQUENT ENCOUNTER FOR OPEN FRACTURE TYPE IIIA, IIIB, OR IIIC WITH NONUNION	S82236N
DX_FRACTURE	FRACTURES	DX10	S82.236P	NONDISPLACED OBLIQUE FRACTURE OF SHAFT OF UNSPECIFIED TIBIA, SUBSEQUENT ENCOUNTER FOR CLOSED FRACTURE WITH MALUNION	S82236P
DX_FRACTURE	FRACTURES	DX10	S82.236Q	NONDISPLACED OBLIQUE FRACTURE OF SHAFT OF UNSPECIFIED TIBIA, SUBSEQUENT ENCOUNTER FOR OPEN FRACTURE TYPE I OR II WITH MALUNION	S82236Q
DX_FRACTURE	FRACTURES	DX10	S82.236R	NONDISPLACED OBLIQUE FRACTURE OF SHAFT OF UNSPECIFIED TIBIA, SUBSEQUENT ENCOUNTER FOR OPEN FRACTURE TYPE IIIA, IIIB, OR IIIC WITH MALUNION	S82236R
DX_FRACTURE	FRACTURES	DX10	S82.236S	NONDISPLACED OBLIQUE FRACTURE OF SHAFT OF UNSPECIFIED TIBIA, SEQUELA	S82236S
DX_FRACTURE	FRACTURES	DX10	S82.24	SPIRAL FRACTURE OF SHAFT OF TIBIA	S8224
DX_FRACTURE	FRACTURES	DX10	S82.241	DISPLACED SPIRAL FRACTURE OF SHAFT OF RIGHT TIBIA	S82241

Boehringer Ingelheim
Statistical and Epidemiological Analysis Plan (SEAP) for Non-Interventional Study
(NIS)
BI Study Number 1245-0228

Proprietary confidential information © 2023 Boehringer Ingelheim International GmbH or one or more of its affiliated companies

DX_FRACTURE	FRACTURES	DX10	S82.241A	DISPLACED SPIRAL FRACTURE OF SHAFT OF RIGHT TIBIA, INITIAL ENCOUNTER FOR CLOSED FRACTURE	S82241A
DX_FRACTURE	FRACTURES	DX10	S82.241B	DISPLACED SPIRAL FRACTURE OF SHAFT OF RIGHT TIBIA, INITIAL ENCOUNTER FOR OPEN FRACTURE TYPE I OR II	S82241B
DX_FRACTURE	FRACTURES	DX10	S82.241C	DISPLACED SPIRAL FRACTURE OF SHAFT OF RIGHT TIBIA, INITIAL ENCOUNTER FOR OPEN FRACTURE TYPE IIIA, IIIB, OR IIIC	S82241C
DX_FRACTURE	FRACTURES	DX10	S82.241D	DISPLACED SPIRAL FRACTURE OF SHAFT OF RIGHT TIBIA, SUBSEQUENT ENCOUNTER FOR CLOSED FRACTURE WITH ROUTINE HEALING	S82241D
DX_FRACTURE	FRACTURES	DX10	S82.241E	DISPLACED SPIRAL FRACTURE OF SHAFT OF RIGHT TIBIA, SUBSEQUENT ENCOUNTER FOR OPEN FRACTURE TYPE I OR II WITH ROUTINE HEALING	S82241E
DX_FRACTURE	FRACTURES	DX10	S82.241F	DISPLACED SPIRAL FRACTURE OF SHAFT OF RIGHT TIBIA, SUBSEQUENT ENCOUNTER FOR OPEN FRACTURE TYPE IIIA, IIIB, OR IIIC WITH ROUTINE HEALING	S82241F
DX_FRACTURE	FRACTURES	DX10	S82.241G	DISPLACED SPIRAL FRACTURE OF SHAFT OF RIGHT TIBIA, SUBSEQUENT ENCOUNTER FOR CLOSED FRACTURE WITH DELAYED HEALING	S82241G
DX_FRACTURE	FRACTURES	DX10	S82.241H	DISPLACED SPIRAL FRACTURE OF SHAFT OF RIGHT TIBIA, SUBSEQUENT ENCOUNTER FOR OPEN FRACTURE TYPE I OR II WITH DELAYED HEALING	S82241H
DX_FRACTURE	FRACTURES	DX10	S82.241J	DISPLACED SPIRAL FRACTURE OF SHAFT OF RIGHT TIBIA, SUBSEQUENT ENCOUNTER FOR OPEN FRACTURE TYPE IIIA, IIIB, OR IIIC WITH DELAYED HEALING	S82241J
DX_FRACTURE	FRACTURES	DX10	S82.241K	DISPLACED SPIRAL FRACTURE OF SHAFT OF RIGHT TIBIA, SUBSEQUENT ENCOUNTER FOR CLOSED FRACTURE WITH NONUNION	S82241K
DX_FRACTURE	FRACTURES	DX10	S82.241M	DISPLACED SPIRAL FRACTURE OF SHAFT OF RIGHT TIBIA, SUBSEQUENT ENCOUNTER FOR OPEN FRACTURE TYPE I OR II WITH NONUNION	S82241M
DX_FRACTURE	FRACTURES	DX10	S82.241N	DISPLACED SPIRAL FRACTURE OF SHAFT OF RIGHT TIBIA, SUBSEQUENT ENCOUNTER FOR OPEN FRACTURE TYPE IIIA, IIIB, OR IIIC WITH NONUNION	S82241N
DX_FRACTURE	FRACTURES	DX10	S82.241P	DISPLACED SPIRAL FRACTURE OF SHAFT OF RIGHT TIBIA, SUBSEQUENT ENCOUNTER FOR CLOSED FRACTURE WITH MALUNION	S82241P
DX_FRACTURE	FRACTURES	DX10	S82.241Q	DISPLACED SPIRAL FRACTURE OF SHAFT OF RIGHT TIBIA, SUBSEQUENT ENCOUNTER FOR OPEN FRACTURE TYPE I OR II WITH MALUNION	S82241Q
DX_FRACTURE	FRACTURES	DX10	S82.241R	DISPLACED SPIRAL FRACTURE OF SHAFT OF RIGHT TIBIA, SUBSEQUENT ENCOUNTER FOR OPEN FRACTURE TYPE IIIA, IIIB, OR IIIC WITH MALUNION	S82241R
DX_FRACTURE	FRACTURES	DX10	S82.241S	DISPLACED SPIRAL FRACTURE OF SHAFT OF RIGHT TIBIA, SEQUELA	S82241S
DX_FRACTURE	FRACTURES	DX10	S82.242	DISPLACED SPIRAL FRACTURE OF SHAFT OF LEFT TIBIA	S82242
DX_FRACTURE	FRACTURES	DX10	S82.242A	DISPLACED SPIRAL FRACTURE OF SHAFT OF LEFT TIBIA, INITIAL ENCOUNTER FOR CLOSED FRACTURE	S82242A
DX_FRACTURE	FRACTURES	DX10	S82.242B	DISPLACED SPIRAL FRACTURE OF SHAFT OF LEFT TIBIA, INITIAL ENCOUNTER FOR OPEN FRACTURE TYPE I OR II	S82242B
DX_FRACTURE	FRACTURES	DX10	S82.242C	DISPLACED SPIRAL FRACTURE OF SHAFT OF LEFT TIBIA, INITIAL ENCOUNTER FOR OPEN FRACTURE TYPE IIIA, IIIB, OR IIIC	S82242C
DX_FRACTURE	FRACTURES	DX10	S82.242D	DISPLACED SPIRAL FRACTURE OF SHAFT OF LEFT TIBIA, SUBSEQUENT ENCOUNTER FOR CLOSED FRACTURE WITH ROUTINE HEALING	S82242D
DX_FRACTURE	FRACTURES	DX10	S82.242E	DISPLACED SPIRAL FRACTURE OF SHAFT OF LEFT TIBIA, SUBSEQUENT ENCOUNTER FOR OPEN FRACTURE TYPE I OR II WITH ROUTINE HEALING	S82242E
DX_FRACTURE	FRACTURES	DX10	S82.242F	DISPLACED SPIRAL FRACTURE OF SHAFT OF LEFT TIBIA, SUBSEQUENT ENCOUNTER FOR OPEN FRACTURE TYPE IIIA, IIIB, OR IIIC WITH ROUTINE HEALING	S82242F
DX_FRACTURE	FRACTURES	DX10	S82.242G	DISPLACED SPIRAL FRACTURE OF SHAFT OF LEFT TIBIA, SUBSEQUENT ENCOUNTER FOR CLOSED FRACTURE WITH DELAYED HEALING	S82242G
DX_FRACTURE	FRACTURES	DX10	S82.242H	DISPLACED SPIRAL FRACTURE OF SHAFT OF LEFT TIBIA, SUBSEQUENT ENCOUNTER FOR OPEN FRACTURE TYPE I OR II WITH DELAYED HEALING	S82242H
DX_FRACTURE	FRACTURES	DX10	S82.242J	DISPLACED SPIRAL FRACTURE OF SHAFT OF LEFT TIBIA, SUBSEQUENT ENCOUNTER FOR OPEN FRACTURE TYPE IIIA, IIIB, OR IIIC WITH DELAYED HEALING	S82242J
DX_FRACTURE	FRACTURES	DX10	S82.242K	DISPLACED SPIRAL FRACTURE OF SHAFT OF LEFT TIBIA, SUBSEQUENT ENCOUNTER FOR CLOSED FRACTURE WITH NONUNION	S82242K
DX_FRACTURE	FRACTURES	DX10	S82.242M	DISPLACED SPIRAL FRACTURE OF SHAFT OF LEFT TIBIA, SUBSEQUENT ENCOUNTER FOR OPEN FRACTURE TYPE I OR II WITH NONUNION	S82242M
DX_FRACTURE	FRACTURES	DX10	S82.242N	DISPLACED SPIRAL FRACTURE OF SHAFT OF LEFT TIBIA, SUBSEQUENT ENCOUNTER FOR OPEN FRACTURE TYPE IIIA, IIIB, OR IIIC WITH NONUNION	S82242N
DX_FRACTURE	FRACTURES	DX10	S82.242P	DISPLACED SPIRAL FRACTURE OF SHAFT OF LEFT TIBIA, SUBSEQUENT ENCOUNTER FOR CLOSED FRACTURE WITH MALUNION	S82242P
DX_FRACTURE	FRACTURES	DX10	S82.242Q	DISPLACED SPIRAL FRACTURE OF SHAFT OF LEFT TIBIA, SUBSEQUENT ENCOUNTER FOR OPEN FRACTURE TYPE I OR II WITH MALUNION	S82242Q
DX_FRACTURE	FRACTURES	DX10	S82.242R	DISPLACED SPIRAL FRACTURE OF SHAFT OF LEFT TIBIA, SUBSEQUENT ENCOUNTER FOR OPEN FRACTURE TYPE IIIA, IIIB, OR IIIC WITH MALUNION	S82242R
DX_FRACTURE	FRACTURES	DX10	S82.242S	DISPLACED SPIRAL FRACTURE OF SHAFT OF LEFT TIBIA, SEQUELA	S82242S
DX_FRACTURE	FRACTURES	DX10	S82.243	DISPLACED SPIRAL FRACTURE OF SHAFT OF UNSPECIFIED TIBIA	S82243
DX_FRACTURE	FRACTURES	DX10	S82.243A	DISPLACED SPIRAL FRACTURE OF SHAFT OF UNSPECIFIED TIBIA, INITIAL ENCOUNTER FOR CLOSED FRACTURE	S82243A
DX_FRACTURE	FRACTURES	DX10	S82.243B	DISPLACED SPIRAL FRACTURE OF SHAFT OF UNSPECIFIED TIBIA, INITIAL ENCOUNTER FOR OPEN FRACTURE TYPE I OR II	S82243B
DX_FRACTURE	FRACTURES	DX10	S82.243C	DISPLACED SPIRAL FRACTURE OF SHAFT OF UNSPECIFIED TIBIA, INITIAL ENCOUNTER FOR OPEN FRACTURE TYPE IIIA, IIIB, OR IIIC	S82243C
DX_FRACTURE	FRACTURES	DX10	S82.243D	DISPLACED SPIRAL FRACTURE OF SHAFT OF UNSPECIFIED TIBIA, SUBSEQUENT ENCOUNTER FOR CLOSED FRACTURE WITH ROUTINE HEALING	S82243D
DX_FRACTURE	FRACTURES	DX10	S82.243E	DISPLACED SPIRAL FRACTURE OF SHAFT OF UNSPECIFIED TIBIA, SUBSEQUENT ENCOUNTER FOR OPEN FRACTURE TYPE I OR II WITH ROUTINE HEALING	S82243E
DX_FRACTURE	FRACTURES	DX10	S82.243F	DISPLACED SPIRAL FRACTURE OF SHAFT OF UNSPECIFIED TIBIA, SUBSEQUENT ENCOUNTER FOR OPEN FRACTURE TYPE IIIA, IIIB, OR IIIC WITH ROUTINE HEALING	S82243F
DX_FRACTURE	FRACTURES	DX10	S82.243G	DISPLACED SPIRAL FRACTURE OF SHAFT OF UNSPECIFIED TIBIA, SUBSEQUENT ENCOUNTER FOR CLOSED FRACTURE WITH DELAYED HEALING	S82243G
DX_FRACTURE	FRACTURES	DX10	S82.243H	DISPLACED SPIRAL FRACTURE OF SHAFT OF UNSPECIFIED TIBIA, SUBSEQUENT ENCOUNTER FOR OPEN FRACTURE TYPE I OR II WITH DELAYED HEALING	S82243H
DX_FRACTURE	FRACTURES	DX10	S82.243J	DISPLACED SPIRAL FRACTURE OF SHAFT OF UNSPECIFIED TIBIA, SUBSEQUENT ENCOUNTER FOR OPEN FRACTURE TYPE IIIA, IIIB, OR IIIC WITH DELAYED HEALING	S82243J
DX_FRACTURE	FRACTURES	DX10	S82.243K	DISPLACED SPIRAL FRACTURE OF SHAFT OF UNSPECIFIED TIBIA, SUBSEQUENT ENCOUNTER FOR CLOSED FRACTURE WITH NONUNION	S82243K
DX_FRACTURE	FRACTURES	DX10	S82.243M	DISPLACED SPIRAL FRACTURE OF SHAFT OF UNSPECIFIED TIBIA, SUBSEQUENT ENCOUNTER FOR OPEN FRACTURE TYPE I OR II WITH NONUNION	S82243M
DX_FRACTURE	FRACTURES	DX10	S82.243N	DISPLACED SPIRAL FRACTURE OF SHAFT OF UNSPECIFIED TIBIA, SUBSEQUENT ENCOUNTER FOR OPEN FRACTURE TYPE IIIA, IIIB, OR IIIC WITH NONUNION	S82243N
DX_FRACTURE	FRACTURES	DX10	S82.243P	DISPLACED SPIRAL FRACTURE OF SHAFT OF UNSPECIFIED TIBIA, SUBSEQUENT ENCOUNTER FOR CLOSED FRACTURE WITH MALUNION	S82243P
DX_FRACTURE	FRACTURES	DX10	S82.243Q	DISPLACED SPIRAL FRACTURE OF SHAFT OF UNSPECIFIED TIBIA, SUBSEQUENT ENCOUNTER FOR OPEN FRACTURE TYPE I OR II WITH MALUNION	S82243Q
DX_FRACTURE	FRACTURES	DX10	S82.243R	DISPLACED SPIRAL FRACTURE OF SHAFT OF UNSPECIFIED TIBIA, SUBSEQUENT ENCOUNTER FOR OPEN FRACTURE TYPE IIIA, IIIB, OR IIIC WITH MALUNION	S82243R
DX_FRACTURE	FRACTURES	DX10	S82.243S	DISPLACED SPIRAL FRACTURE OF SHAFT OF UNSPECIFIED TIBIA, SEQUELA	S82243S
DX_FRACTURE	FRACTURES	DX10	S82.244	NONDISPLACED SPIRAL FRACTURE OF SHAFT OF RIGHT TIBIA	S82244

Boehringer Ingelheim
Statistical and Epidemiological Analysis Plan (SEAP) for Non-Interventional Study
(NIS)
BI Study Number 1245-0228

Proprietary confidential information © 2023 Boehringer Ingelheim International GmbH or one or more of its affiliated companies

DX_FRACTURE	FRACTURES	DX10	S82.244A	NONDISPLACED SPIRAL FRACTURE OF SHAFT OF RIGHT TIBIA, INITIAL ENCOUNTER FOR CLOSED FRACTURE	S82244A
DX_FRACTURE	FRACTURES	DX10	S82.244B	NONDISPLACED SPIRAL FRACTURE OF SHAFT OF RIGHT TIBIA, INITIAL ENCOUNTER FOR OPEN FRACTURE TYPE I OR II	S82244B
DX_FRACTURE	FRACTURES	DX10	S82.244C	NONDISPLACED SPIRAL FRACTURE OF SHAFT OF RIGHT TIBIA, INITIAL ENCOUNTER FOR OPEN FRACTURE TYPE IIIA, IIIB, OR IIIC	S82244C
DX_FRACTURE	FRACTURES	DX10	S82.244D	NONDISPLACED SPIRAL FRACTURE OF SHAFT OF RIGHT TIBIA, SUBSEQUENT ENCOUNTER FOR CLOSED FRACTURE WITH ROUTINE HEALING	S82244D
DX_FRACTURE	FRACTURES	DX10	S82.244E	NONDISPLACED SPIRAL FRACTURE OF SHAFT OF RIGHT TIBIA, SUBSEQUENT ENCOUNTER FOR OPEN FRACTURE TYPE I OR II WITH ROUTINE HEALING	S82244E
DX_FRACTURE	FRACTURES	DX10	S82.244F	NONDISPLACED SPIRAL FRACTURE OF SHAFT OF RIGHT TIBIA, SUBSEQUENT ENCOUNTER FOR OPEN FRACTURE TYPE IIIA, IIIB, OR IIIC WITH ROUTINE HEALING	S82244F
DX_FRACTURE	FRACTURES	DX10	S82.244G	NONDISPLACED SPIRAL FRACTURE OF SHAFT OF RIGHT TIBIA, SUBSEQUENT ENCOUNTER FOR CLOSED FRACTURE WITH DELAYED HEALING	S82244G
DX_FRACTURE	FRACTURES	DX10	S82.244H	NONDISPLACED SPIRAL FRACTURE OF SHAFT OF RIGHT TIBIA, SUBSEQUENT ENCOUNTER FOR OPEN FRACTURE TYPE I OR II WITH DELAYED HEALING	S82244H
DX_FRACTURE	FRACTURES	DX10	S82.244J	NONDISPLACED SPIRAL FRACTURE OF SHAFT OF RIGHT TIBIA, SUBSEQUENT ENCOUNTER FOR OPEN FRACTURE TYPE IIIA, IIIB, OR IIIC WITH DELAYED HEALING	S82244J
DX_FRACTURE	FRACTURES	DX10	S82.244K	NONDISPLACED SPIRAL FRACTURE OF SHAFT OF RIGHT TIBIA, SUBSEQUENT ENCOUNTER FOR CLOSED FRACTURE WITH NONUNION	S82244K
DX_FRACTURE	FRACTURES	DX10	S82.244M	NONDISPLACED SPIRAL FRACTURE OF SHAFT OF RIGHT TIBIA, SUBSEQUENT ENCOUNTER FOR OPEN FRACTURE TYPE I OR II WITH NONUNION	S82244M
DX_FRACTURE	FRACTURES	DX10	S82.244N	NONDISPLACED SPIRAL FRACTURE OF SHAFT OF RIGHT TIBIA, SUBSEQUENT ENCOUNTER FOR OPEN FRACTURE TYPE IIIA, IIIB, OR IIIC WITH NONUNION	S82244N
DX_FRACTURE	FRACTURES	DX10	S82.244P	NONDISPLACED SPIRAL FRACTURE OF SHAFT OF RIGHT TIBIA, SUBSEQUENT ENCOUNTER FOR CLOSED FRACTURE WITH MALUNION	S82244P
DX_FRACTURE	FRACTURES	DX10	S82.244Q	NONDISPLACED SPIRAL FRACTURE OF SHAFT OF RIGHT TIBIA, SUBSEQUENT ENCOUNTER FOR OPEN FRACTURE TYPE I OR II WITH MALUNION	S82244Q
DX_FRACTURE	FRACTURES	DX10	S82.244R	NONDISPLACED SPIRAL FRACTURE OF SHAFT OF RIGHT TIBIA, SUBSEQUENT ENCOUNTER FOR OPEN FRACTURE TYPE IIIA, IIIB, OR IIIC WITH MALUNION	S82244R
DX_FRACTURE	FRACTURES	DX10	S82.244S	NONDISPLACED SPIRAL FRACTURE OF SHAFT OF RIGHT TIBIA, SEQUELA	S82244S
DX_FRACTURE	FRACTURES	DX10	S82.245	NONDISPLACED SPIRAL FRACTURE OF SHAFT OF LEFT TIBIA	S82245
DX_FRACTURE	FRACTURES	DX10	S82.245A	NONDISPLACED SPIRAL FRACTURE OF SHAFT OF LEFT TIBIA, INITIAL ENCOUNTER FOR CLOSED FRACTURE	S82245A
DX_FRACTURE	FRACTURES	DX10	S82.245B	NONDISPLACED SPIRAL FRACTURE OF SHAFT OF LEFT TIBIA, INITIAL ENCOUNTER FOR OPEN FRACTURE TYPE I OR II	S82245B
DX_FRACTURE	FRACTURES	DX10	S82.245C	NONDISPLACED SPIRAL FRACTURE OF SHAFT OF LEFT TIBIA, INITIAL ENCOUNTER FOR OPEN FRACTURE TYPE IIIA, IIIB, OR IIIC	S82245C
DX_FRACTURE	FRACTURES	DX10	S82.245D	NONDISPLACED SPIRAL FRACTURE OF SHAFT OF LEFT TIBIA, SUBSEQUENT ENCOUNTER FOR CLOSED FRACTURE WITH ROUTINE HEALING	S82245D
DX_FRACTURE	FRACTURES	DX10	S82.245E	NONDISPLACED SPIRAL FRACTURE OF SHAFT OF LEFT TIBIA, SUBSEQUENT ENCOUNTER FOR OPEN FRACTURE TYPE I OR II WITH ROUTINE HEALING	S82245E
DX_FRACTURE	FRACTURES	DX10	S82.245F	NONDISPLACED SPIRAL FRACTURE OF SHAFT OF LEFT TIBIA, SUBSEQUENT ENCOUNTER FOR OPEN FRACTURE TYPE IIIA, IIIB, OR IIIC WITH ROUTINE HEALING	S82245F
DX_FRACTURE	FRACTURES	DX10	S82.245G	NONDISPLACED SPIRAL FRACTURE OF SHAFT OF LEFT TIBIA, SUBSEQUENT ENCOUNTER FOR CLOSED FRACTURE WITH DELAYED HEALING	S82245G
DX_FRACTURE	FRACTURES	DX10	S82.245H	NONDISPLACED SPIRAL FRACTURE OF SHAFT OF LEFT TIBIA, SUBSEQUENT ENCOUNTER FOR OPEN FRACTURE TYPE I OR II WITH DELAYED HEALING	S82245H
DX_FRACTURE	FRACTURES	DX10	S82.245J	NONDISPLACED SPIRAL FRACTURE OF SHAFT OF LEFT TIBIA, SUBSEQUENT ENCOUNTER FOR OPEN FRACTURE TYPE IIIA, IIIB, OR IIIC WITH DELAYED HEALING	S82245J
DX_FRACTURE	FRACTURES	DX10	S82.245K	NONDISPLACED SPIRAL FRACTURE OF SHAFT OF LEFT TIBIA, SUBSEQUENT ENCOUNTER FOR CLOSED FRACTURE WITH NONUNION	S82245K
DX_FRACTURE	FRACTURES	DX10	S82.245M	NONDISPLACED SPIRAL FRACTURE OF SHAFT OF LEFT TIBIA, SUBSEQUENT ENCOUNTER FOR OPEN FRACTURE TYPE I OR II WITH NONUNION	S82245M
DX_FRACTURE	FRACTURES	DX10	S82.245N	NONDISPLACED SPIRAL FRACTURE OF SHAFT OF LEFT TIBIA, SUBSEQUENT ENCOUNTER FOR OPEN FRACTURE TYPE IIIA, IIIB, OR IIIC WITH NONUNION	S82245N
DX_FRACTURE	FRACTURES	DX10	S82.245P	NONDISPLACED SPIRAL FRACTURE OF SHAFT OF LEFT TIBIA, SUBSEQUENT ENCOUNTER FOR CLOSED FRACTURE WITH MALUNION	S82245P
DX_FRACTURE	FRACTURES	DX10	S82.245Q	NONDISPLACED SPIRAL FRACTURE OF SHAFT OF LEFT TIBIA, SUBSEQUENT ENCOUNTER FOR OPEN FRACTURE TYPE I OR II WITH MALUNION	S82245Q
DX_FRACTURE	FRACTURES	DX10	S82.245R	NONDISPLACED SPIRAL FRACTURE OF SHAFT OF LEFT TIBIA, SUBSEQUENT ENCOUNTER FOR OPEN FRACTURE TYPE IIIA, IIIB, OR IIIC WITH MALUNION	S82245R
DX_FRACTURE	FRACTURES	DX10	S82.245S	NONDISPLACED SPIRAL FRACTURE OF SHAFT OF LEFT TIBIA, SEQUELA	S82245S
DX_FRACTURE	FRACTURES	DX10	S82.246	NONDISPLACED SPIRAL FRACTURE OF SHAFT OF UNSPECIFIED TIBIA	S82246
DX_FRACTURE	FRACTURES	DX10	S82.246A	NONDISPLACED SPIRAL FRACTURE OF SHAFT OF UNSPECIFIED TIBIA, INITIAL ENCOUNTER FOR CLOSED FRACTURE	S82246A
DX_FRACTURE	FRACTURES	DX10	S82.246B	NONDISPLACED SPIRAL FRACTURE OF SHAFT OF UNSPECIFIED TIBIA, INITIAL ENCOUNTER FOR OPEN FRACTURE TYPE I OR II	S82246B
DX_FRACTURE	FRACTURES	DX10	S82.246C	NONDISPLACED SPIRAL FRACTURE OF SHAFT OF UNSPECIFIED TIBIA, INITIAL ENCOUNTER FOR OPEN FRACTURE TYPE IIIA, IIIB, OR IIIC	S82246C
DX_FRACTURE	FRACTURES	DX10	S82.246D	NONDISPLACED SPIRAL FRACTURE OF SHAFT OF UNSPECIFIED TIBIA, SUBSEQUENT ENCOUNTER FOR CLOSED FRACTURE WITH ROUTINE HEALING	S82246D
DX_FRACTURE	FRACTURES	DX10	S82.246E	NONDISPLACED SPIRAL FRACTURE OF SHAFT OF UNSPECIFIED TIBIA, SUBSEQUENT ENCOUNTER FOR OPEN FRACTURE TYPE I OR II WITH ROUTINE HEALING	S82246E
DX_FRACTURE	FRACTURES	DX10	S82.246F	NONDISPLACED SPIRAL FRACTURE OF SHAFT OF UNSPECIFIED TIBIA, SUBSEQUENT ENCOUNTER FOR OPEN FRACTURE TYPE IIIA, IIIB, OR IIIC WITH ROUTINE HEALING	S82246F
DX_FRACTURE	FRACTURES	DX10	S82.246G	NONDISPLACED SPIRAL FRACTURE OF SHAFT OF UNSPECIFIED TIBIA, SUBSEQUENT ENCOUNTER FOR CLOSED FRACTURE WITH DELAYED HEALING	S82246G
DX_FRACTURE	FRACTURES	DX10	S82.246H	NONDISPLACED SPIRAL FRACTURE OF SHAFT OF UNSPECIFIED TIBIA, SUBSEQUENT ENCOUNTER FOR OPEN FRACTURE TYPE I OR II WITH DELAYED HEALING	S82246H
DX_FRACTURE	FRACTURES	DX10	S82.246J	NONDISPLACED SPIRAL FRACTURE OF SHAFT OF UNSPECIFIED TIBIA, SUBSEQUENT ENCOUNTER FOR OPEN FRACTURE TYPE IIIA, IIIB, OR IIIC WITH DELAYED HEALING	S82246J
DX_FRACTURE	FRACTURES	DX10	S82.246K	NONDISPLACED SPIRAL FRACTURE OF SHAFT OF UNSPECIFIED TIBIA, SUBSEQUENT ENCOUNTER FOR CLOSED FRACTURE WITH NONUNION	S82246K
DX_FRACTURE	FRACTURES	DX10	S82.246M	NONDISPLACED SPIRAL FRACTURE OF SHAFT OF UNSPECIFIED TIBIA, SUBSEQUENT ENCOUNTER FOR OPEN FRACTURE TYPE I OR II WITH NONUNION	S82246M
DX_FRACTURE	FRACTURES	DX10	S82.246N	NONDISPLACED SPIRAL FRACTURE OF SHAFT OF UNSPECIFIED TIBIA, SUBSEQUENT ENCOUNTER FOR OPEN FRACTURE TYPE IIIA, IIIB, OR IIIC WITH NONUNION	S82246N
DX_FRACTURE	FRACTURES	DX10	S82.246P	NONDISPLACED SPIRAL FRACTURE OF SHAFT OF UNSPECIFIED TIBIA, SUBSEQUENT ENCOUNTER FOR CLOSED FRACTURE WITH MALUNION	S82246P
DX_FRACTURE	FRACTURES	DX10	S82.246Q	NONDISPLACED SPIRAL FRACTURE OF SHAFT OF UNSPECIFIED TIBIA, SUBSEQUENT ENCOUNTER FOR OPEN FRACTURE TYPE I OR II WITH MALUNION	S82246Q
DX_FRACTURE	FRACTURES	DX10	S82.246R	NONDISPLACED SPIRAL FRACTURE OF SHAFT OF UNSPECIFIED TIBIA, SUBSEQUENT ENCOUNTER FOR OPEN FRACTURE TYPE IIIA, IIIB, OR IIIC WITH MALUNION	S82246R
DX_FRACTURE	FRACTURES	DX10	S82.246S	NONDISPLACED SPIRAL FRACTURE OF SHAFT OF UNSPECIFIED TIBIA, SEQUELA	S82246S
DX_FRACTURE	FRACTURES	DX10	S82.25	COMMUNUTED FRACTURE OF SHAFT OF TIBIA	S8225
DX_FRACTURE	FRACTURES	DX10	S82.251	DISPLACED COMMUNUTED FRACTURE OF SHAFT OF RIGHT TIBIA	S82251

Boehringer Ingelheim
Statistical and Epidemiological Analysis Plan (SEAP) for Non-Interventional Study
(NIS)
BI Study Number 1245-0228

Proprietary confidential information © 2023 Boehringer Ingelheim International GmbH or one or more of its affiliated companies

DX_FRACTURE	FRACTURES	DX10	S82.251A	DISPLACED COMMINUTED FRACTURE OF SHAFT OF RIGHT TIBIA, INITIAL ENCOUNTER FOR CLOSED FRACTURE	S82251A
DX_FRACTURE	FRACTURES	DX10	S82.251B	DISPLACED COMMINUTED FRACTURE OF SHAFT OF RIGHT TIBIA, INITIAL ENCOUNTER FOR OPEN FRACTURE TYPE I OR II	S82251B
DX_FRACTURE	FRACTURES	DX10	S82.251C	DISPLACED COMMINUTED FRACTURE OF SHAFT OF RIGHT TIBIA, INITIAL ENCOUNTER FOR OPEN FRACTURE TYPE IIIA, IIIB, OR IIIC	S82251C
DX_FRACTURE	FRACTURES	DX10	S82.251D	DISPLACED COMMINUTED FRACTURE OF SHAFT OF RIGHT TIBIA, SUBSEQUENT ENCOUNTER FOR CLOSED FRACTURE WITH ROUTINE HEALING	S82251D
DX_FRACTURE	FRACTURES	DX10	S82.251E	DISPLACED COMMINUTED FRACTURE OF SHAFT OF RIGHT TIBIA, SUBSEQUENT ENCOUNTER FOR OPEN FRACTURE TYPE I OR II WITH ROUTINE HEALING	S82251E
DX_FRACTURE	FRACTURES	DX10	S82.251F	DISPLACED COMMINUTED FRACTURE OF SHAFT OF RIGHT TIBIA, SUBSEQUENT ENCOUNTER FOR OPEN FRACTURE TYPE IIIA, IIIB, OR IIIC WITH ROUTINE HEALING	S82251F
DX_FRACTURE	FRACTURES	DX10	S82.251G	DISPLACED COMMINUTED FRACTURE OF SHAFT OF RIGHT TIBIA, SUBSEQUENT ENCOUNTER FOR CLOSED FRACTURE WITH DELAYED HEALING	S82251G
DX_FRACTURE	FRACTURES	DX10	S82.251H	DISPLACED COMMINUTED FRACTURE OF SHAFT OF RIGHT TIBIA, SUBSEQUENT ENCOUNTER FOR OPEN FRACTURE TYPE I OR II WITH DELAYED HEALING	S82251H
DX_FRACTURE	FRACTURES	DX10	S82.251J	DISPLACED COMMINUTED FRACTURE OF SHAFT OF RIGHT TIBIA, SUBSEQUENT ENCOUNTER FOR OPEN FRACTURE TYPE IIIA, IIIB, OR IIIC WITH DELAYED HEALING	S82251J
DX_FRACTURE	FRACTURES	DX10	S82.251K	DISPLACED COMMINUTED FRACTURE OF SHAFT OF RIGHT TIBIA, SUBSEQUENT ENCOUNTER FOR CLOSED FRACTURE WITH NONUNION	S82251K
DX_FRACTURE	FRACTURES	DX10	S82.251M	DISPLACED COMMINUTED FRACTURE OF SHAFT OF RIGHT TIBIA, SUBSEQUENT ENCOUNTER FOR OPEN FRACTURE TYPE I OR II WITH NONUNION	S82251M
DX_FRACTURE	FRACTURES	DX10	S82.251N	DISPLACED COMMINUTED FRACTURE OF SHAFT OF RIGHT TIBIA, SUBSEQUENT ENCOUNTER FOR OPEN FRACTURE TYPE IIIA, IIIB, OR IIIC WITH NONUNION	S82251N
DX_FRACTURE	FRACTURES	DX10	S82.251P	DISPLACED COMMINUTED FRACTURE OF SHAFT OF RIGHT TIBIA, SUBSEQUENT ENCOUNTER FOR CLOSED FRACTURE WITH MALUNION	S82251P
DX_FRACTURE	FRACTURES	DX10	S82.251Q	DISPLACED COMMINUTED FRACTURE OF SHAFT OF RIGHT TIBIA, SUBSEQUENT ENCOUNTER FOR OPEN FRACTURE TYPE I OR II WITH MALUNION	S82251Q
DX_FRACTURE	FRACTURES	DX10	S82.251R	DISPLACED COMMINUTED FRACTURE OF SHAFT OF RIGHT TIBIA, SUBSEQUENT ENCOUNTER FOR OPEN FRACTURE TYPE IIIA, IIIB, OR IIIC WITH MALUNION	S82251R
DX_FRACTURE	FRACTURES	DX10	S82.251S	DISPLACED COMMINUTED FRACTURE OF SHAFT OF RIGHT TIBIA, SEQUELA	S82251S
DX_FRACTURE	FRACTURES	DX10	S82.252	DISPLACED COMMINUTED FRACTURE OF SHAFT OF LEFT TIBIA	S82252
DX_FRACTURE	FRACTURES	DX10	S82.252A	DISPLACED COMMINUTED FRACTURE OF SHAFT OF LEFT TIBIA, INITIAL ENCOUNTER FOR CLOSED FRACTURE	S82252A
DX_FRACTURE	FRACTURES	DX10	S82.252B	DISPLACED COMMINUTED FRACTURE OF SHAFT OF LEFT TIBIA, INITIAL ENCOUNTER FOR OPEN FRACTURE TYPE I OR II	S82252B
DX_FRACTURE	FRACTURES	DX10	S82.252C	DISPLACED COMMINUTED FRACTURE OF SHAFT OF LEFT TIBIA, INITIAL ENCOUNTER FOR OPEN FRACTURE TYPE IIIA, IIIB, OR IIIC	S82252C
DX_FRACTURE	FRACTURES	DX10	S82.252D	DISPLACED COMMINUTED FRACTURE OF SHAFT OF LEFT TIBIA, SUBSEQUENT ENCOUNTER FOR CLOSED FRACTURE WITH ROUTINE HEALING	S82252D
DX_FRACTURE	FRACTURES	DX10	S82.252E	DISPLACED COMMINUTED FRACTURE OF SHAFT OF LEFT TIBIA, SUBSEQUENT ENCOUNTER FOR OPEN FRACTURE TYPE I OR II WITH ROUTINE HEALING	S82252E
DX_FRACTURE	FRACTURES	DX10	S82.252F	DISPLACED COMMINUTED FRACTURE OF SHAFT OF LEFT TIBIA, SUBSEQUENT ENCOUNTER FOR OPEN FRACTURE TYPE IIIA, IIIB, OR IIIC WITH ROUTINE HEALING	S82252F
DX_FRACTURE	FRACTURES	DX10	S82.252G	DISPLACED COMMINUTED FRACTURE OF SHAFT OF LEFT TIBIA, SUBSEQUENT ENCOUNTER FOR CLOSED FRACTURE WITH DELAYED HEALING	S82252G
DX_FRACTURE	FRACTURES	DX10	S82.252H	DISPLACED COMMINUTED FRACTURE OF SHAFT OF LEFT TIBIA, SUBSEQUENT ENCOUNTER FOR OPEN FRACTURE TYPE I OR II WITH DELAYED HEALING	S82252H
DX_FRACTURE	FRACTURES	DX10	S82.252J	DISPLACED COMMINUTED FRACTURE OF SHAFT OF LEFT TIBIA, SUBSEQUENT ENCOUNTER FOR OPEN FRACTURE TYPE IIIA, IIIB, OR IIIC WITH DELAYED HEALING	S82252J
DX_FRACTURE	FRACTURES	DX10	S82.252K	DISPLACED COMMINUTED FRACTURE OF SHAFT OF LEFT TIBIA, SUBSEQUENT ENCOUNTER FOR CLOSED FRACTURE WITH NONUNION	S82252K
DX_FRACTURE	FRACTURES	DX10	S82.252M	DISPLACED COMMINUTED FRACTURE OF SHAFT OF LEFT TIBIA, SUBSEQUENT ENCOUNTER FOR OPEN FRACTURE TYPE I OR II WITH NONUNION	S82252M
DX_FRACTURE	FRACTURES	DX10	S82.252N	DISPLACED COMMINUTED FRACTURE OF SHAFT OF LEFT TIBIA, SUBSEQUENT ENCOUNTER FOR OPEN FRACTURE TYPE IIIA, IIIB, OR IIIC WITH NONUNION	S82252N
DX_FRACTURE	FRACTURES	DX10	S82.252P	DISPLACED COMMINUTED FRACTURE OF SHAFT OF LEFT TIBIA, SUBSEQUENT ENCOUNTER FOR CLOSED FRACTURE WITH MALUNION	S82252P
DX_FRACTURE	FRACTURES	DX10	S82.252Q	DISPLACED COMMINUTED FRACTURE OF SHAFT OF LEFT TIBIA, SUBSEQUENT ENCOUNTER FOR OPEN FRACTURE TYPE I OR II WITH MALUNION	S82252Q
DX_FRACTURE	FRACTURES	DX10	S82.252R	DISPLACED COMMINUTED FRACTURE OF SHAFT OF LEFT TIBIA, SUBSEQUENT ENCOUNTER FOR OPEN FRACTURE TYPE IIIA, IIIB, OR IIIC WITH MALUNION	S82252R
DX_FRACTURE	FRACTURES	DX10	S82.252S	DISPLACED COMMINUTED FRACTURE OF SHAFT OF LEFT TIBIA, SEQUELA	S82252S
DX_FRACTURE	FRACTURES	DX10	S82.253	DISPLACED COMMINUTED FRACTURE OF SHAFT OF UNSPECIFIED TIBIA	S82253
DX_FRACTURE	FRACTURES	DX10	S82.253A	DISPLACED COMMINUTED FRACTURE OF SHAFT OF UNSPECIFIED TIBIA, INITIAL ENCOUNTER FOR CLOSED FRACTURE	S82253A
DX_FRACTURE	FRACTURES	DX10	S82.253B	DISPLACED COMMINUTED FRACTURE OF SHAFT OF UNSPECIFIED TIBIA, INITIAL ENCOUNTER FOR OPEN FRACTURE TYPE I OR II	S82253B
DX_FRACTURE	FRACTURES	DX10	S82.253C	DISPLACED COMMINUTED FRACTURE OF SHAFT OF UNSPECIFIED TIBIA, INITIAL ENCOUNTER FOR OPEN FRACTURE TYPE IIIA, IIIB, OR IIIC	S82253C
DX_FRACTURE	FRACTURES	DX10	S82.253D	DISPLACED COMMINUTED FRACTURE OF SHAFT OF UNSPECIFIED TIBIA, SUBSEQUENT ENCOUNTER FOR CLOSED FRACTURE WITH ROUTINE HEALING	S82253D
DX_FRACTURE	FRACTURES	DX10	S82.253E	DISPLACED COMMINUTED FRACTURE OF SHAFT OF UNSPECIFIED TIBIA, SUBSEQUENT ENCOUNTER FOR OPEN FRACTURE TYPE I OR II WITH ROUTINE HEALING	S82253E
DX_FRACTURE	FRACTURES	DX10	S82.253F	DISPLACED COMMINUTED FRACTURE OF SHAFT OF UNSPECIFIED TIBIA, SUBSEQUENT ENCOUNTER FOR OPEN FRACTURE TYPE IIIA, IIIB, OR IIIC WITH ROUTINE HEALING	S82253F
DX_FRACTURE	FRACTURES	DX10	S82.253G	DISPLACED COMMINUTED FRACTURE OF SHAFT OF UNSPECIFIED TIBIA, SUBSEQUENT ENCOUNTER FOR CLOSED FRACTURE WITH DELAYED HEALING	S82253G
DX_FRACTURE	FRACTURES	DX10	S82.253H	DISPLACED COMMINUTED FRACTURE OF SHAFT OF UNSPECIFIED TIBIA, SUBSEQUENT ENCOUNTER FOR OPEN FRACTURE TYPE I OR II WITH DELAYED HEALING	S82253H
DX_FRACTURE	FRACTURES	DX10	S82.253J	DISPLACED COMMINUTED FRACTURE OF SHAFT OF UNSPECIFIED TIBIA, SUBSEQUENT ENCOUNTER FOR OPEN FRACTURE TYPE IIIA, IIIB, OR IIIC WITH DELAYED HEALING	S82253J
DX_FRACTURE	FRACTURES	DX10	S82.253K	DISPLACED COMMINUTED FRACTURE OF SHAFT OF UNSPECIFIED TIBIA, SUBSEQUENT ENCOUNTER FOR CLOSED FRACTURE WITH NONUNION	S82253K
DX_FRACTURE	FRACTURES	DX10	S82.253M	DISPLACED COMMINUTED FRACTURE OF SHAFT OF UNSPECIFIED TIBIA, SUBSEQUENT ENCOUNTER FOR OPEN FRACTURE TYPE I OR II WITH NONUNION	S82253M
DX_FRACTURE	FRACTURES	DX10	S82.253N	DISPLACED COMMINUTED FRACTURE OF SHAFT OF UNSPECIFIED TIBIA, SUBSEQUENT ENCOUNTER FOR OPEN FRACTURE TYPE IIIA, IIIB, OR IIIC WITH NONUNION	S82253N
DX_FRACTURE	FRACTURES	DX10	S82.253P	DISPLACED COMMINUTED FRACTURE OF SHAFT OF UNSPECIFIED TIBIA, SUBSEQUENT ENCOUNTER FOR CLOSED FRACTURE WITH MALUNION	S82253P
DX_FRACTURE	FRACTURES	DX10	S82.253Q	DISPLACED COMMINUTED FRACTURE OF SHAFT OF UNSPECIFIED TIBIA, SUBSEQUENT ENCOUNTER FOR OPEN FRACTURE TYPE I OR II WITH MALUNION	S82253Q
DX_FRACTURE	FRACTURES	DX10	S82.253R	DISPLACED COMMINUTED FRACTURE OF SHAFT OF UNSPECIFIED TIBIA, SUBSEQUENT ENCOUNTER FOR OPEN FRACTURE TYPE IIIA, IIIB, OR IIIC WITH MALUNION	S82253R
DX_FRACTURE	FRACTURES	DX10	S82.253S	DISPLACED COMMINUTED FRACTURE OF SHAFT OF UNSPECIFIED TIBIA, SEQUELA	S82253S
DX_FRACTURE	FRACTURES	DX10	S82.254	NONDISPLACED COMMINUTED FRACTURE OF SHAFT OF RIGHT TIBIA	S82254

Boehringer Ingelheim
Statistical and Epidemiological Analysis Plan (SEAP) for Non-Interventional Study
(NIS)
BI Study Number 1245-0228

Proprietary confidential information © 2023 Boehringer Ingelheim International GmbH or one or more of its affiliated companies

DX_FRACTURE	FRACTURES	DX10	S82.254A	NONDISPLACED COMMUNUTED FRACTURE OF SHAFT OF RIGHT TIBIA, INITIAL ENCOUNTER FOR CLOSED FRACTURE	S82254A
DX_FRACTURE	FRACTURES	DX10	S82.254B	NONDISPLACED COMMUNUTED FRACTURE OF SHAFT OF RIGHT TIBIA, INITIAL ENCOUNTER FOR OPEN FRACTURE TYPE I OR II	S82254B
DX_FRACTURE	FRACTURES	DX10	S82.254C	NONDISPLACED COMMUNUTED FRACTURE OF SHAFT OF RIGHT TIBIA, INITIAL ENCOUNTER FOR OPEN FRACTURE TYPE IIIA, IIIB, OR IIIC	S82254C
DX_FRACTURE	FRACTURES	DX10	S82.254D	NONDISPLACED COMMUNUTED FRACTURE OF SHAFT OF RIGHT TIBIA, SUBSEQUENT ENCOUNTER FOR CLOSED FRACTURE WITH ROUTINE HEALING	S82254D
DX_FRACTURE	FRACTURES	DX10	S82.254E	NONDISPLACED COMMUNUTED FRACTURE OF SHAFT OF RIGHT TIBIA, SUBSEQUENT ENCOUNTER FOR OPEN FRACTURE TYPE I OR II WITH ROUTINE HEALING	S82254E
DX_FRACTURE	FRACTURES	DX10	S82.254F	NONDISPLACED COMMUNUTED FRACTURE OF SHAFT OF RIGHT TIBIA, SUBSEQUENT ENCOUNTER FOR OPEN FRACTURE TYPE IIIA, IIIB, OR IIIC WITH ROUTINE HEALING	S82254F
DX_FRACTURE	FRACTURES	DX10	S82.254G	NONDISPLACED COMMUNUTED FRACTURE OF SHAFT OF RIGHT TIBIA, SUBSEQUENT ENCOUNTER FOR CLOSED FRACTURE WITH DELAYED HEALING	S82254G
DX_FRACTURE	FRACTURES	DX10	S82.254H	NONDISPLACED COMMUNUTED FRACTURE OF SHAFT OF RIGHT TIBIA, SUBSEQUENT ENCOUNTER FOR OPEN FRACTURE TYPE I OR II WITH DELAYED HEALING	S82254H
DX_FRACTURE	FRACTURES	DX10	S82.254J	NONDISPLACED COMMUNUTED FRACTURE OF SHAFT OF RIGHT TIBIA, SUBSEQUENT ENCOUNTER FOR OPEN FRACTURE TYPE IIIA, IIIB, OR IIIC WITH DELAYED HEALING	S82254J
DX_FRACTURE	FRACTURES	DX10	S82.254K	NONDISPLACED COMMUNUTED FRACTURE OF SHAFT OF RIGHT TIBIA, SUBSEQUENT ENCOUNTER FOR CLOSED FRACTURE WITH NONUNION	S82254K
DX_FRACTURE	FRACTURES	DX10	S82.254M	NONDISPLACED COMMUNUTED FRACTURE OF SHAFT OF RIGHT TIBIA, SUBSEQUENT ENCOUNTER FOR OPEN FRACTURE TYPE I OR II WITH NONUNION	S82254M
DX_FRACTURE	FRACTURES	DX10	S82.254N	NONDISPLACED COMMUNUTED FRACTURE OF SHAFT OF RIGHT TIBIA, SUBSEQUENT ENCOUNTER FOR OPEN FRACTURE TYPE IIIA, IIIB, OR IIIC WITH NONUNION	S82254N
DX_FRACTURE	FRACTURES	DX10	S82.254P	NONDISPLACED COMMUNUTED FRACTURE OF SHAFT OF RIGHT TIBIA, SUBSEQUENT ENCOUNTER FOR CLOSED FRACTURE WITH MALUNION	S82254P
DX_FRACTURE	FRACTURES	DX10	S82.254Q	NONDISPLACED COMMUNUTED FRACTURE OF SHAFT OF RIGHT TIBIA, SUBSEQUENT ENCOUNTER FOR OPEN FRACTURE TYPE I OR II WITH MALUNION	S82254Q
DX_FRACTURE	FRACTURES	DX10	S82.254R	NONDISPLACED COMMUNUTED FRACTURE OF SHAFT OF RIGHT TIBIA, SUBSEQUENT ENCOUNTER FOR OPEN FRACTURE TYPE IIIA, IIIB, OR IIIC WITH MALUNION	S82254R
DX_FRACTURE	FRACTURES	DX10	S82.254S	NONDISPLACED COMMUNUTED FRACTURE OF SHAFT OF RIGHT TIBIA, SEQUELA	S82254S
DX_FRACTURE	FRACTURES	DX10	S82.255	NONDISPLACED COMMUNUTED FRACTURE OF SHAFT OF LEFT TIBIA	S82255
DX_FRACTURE	FRACTURES	DX10	S82.255A	NONDISPLACED COMMUNUTED FRACTURE OF SHAFT OF LEFT TIBIA, INITIAL ENCOUNTER FOR CLOSED FRACTURE	S82255A
DX_FRACTURE	FRACTURES	DX10	S82.255B	NONDISPLACED COMMUNUTED FRACTURE OF SHAFT OF LEFT TIBIA, INITIAL ENCOUNTER FOR OPEN FRACTURE TYPE I OR II	S82255B
DX_FRACTURE	FRACTURES	DX10	S82.255C	NONDISPLACED COMMUNUTED FRACTURE OF SHAFT OF LEFT TIBIA, INITIAL ENCOUNTER FOR OPEN FRACTURE TYPE IIIA, IIIB, OR IIIC	S82255C
DX_FRACTURE	FRACTURES	DX10	S82.255D	NONDISPLACED COMMUNUTED FRACTURE OF SHAFT OF LEFT TIBIA, SUBSEQUENT ENCOUNTER FOR CLOSED FRACTURE WITH ROUTINE HEALING	S82255D
DX_FRACTURE	FRACTURES	DX10	S82.255E	NONDISPLACED COMMUNUTED FRACTURE OF SHAFT OF LEFT TIBIA, SUBSEQUENT ENCOUNTER FOR OPEN FRACTURE TYPE I OR II WITH ROUTINE HEALING	S82255E
DX_FRACTURE	FRACTURES	DX10	S82.255F	NONDISPLACED COMMUNUTED FRACTURE OF SHAFT OF LEFT TIBIA, SUBSEQUENT ENCOUNTER FOR OPEN FRACTURE TYPE IIIA, IIIB, OR IIIC WITH ROUTINE HEALING	S82255F
DX_FRACTURE	FRACTURES	DX10	S82.255G	NONDISPLACED COMMUNUTED FRACTURE OF SHAFT OF LEFT TIBIA, SUBSEQUENT ENCOUNTER FOR CLOSED FRACTURE WITH DELAYED HEALING	S82255G
DX_FRACTURE	FRACTURES	DX10	S82.255H	NONDISPLACED COMMUNUTED FRACTURE OF SHAFT OF LEFT TIBIA, SUBSEQUENT ENCOUNTER FOR OPEN FRACTURE TYPE I OR II WITH DELAYED HEALING	S82255H
DX_FRACTURE	FRACTURES	DX10	S82.255J	NONDISPLACED COMMUNUTED FRACTURE OF SHAFT OF LEFT TIBIA, SUBSEQUENT ENCOUNTER FOR OPEN FRACTURE TYPE IIIA, IIIB, OR IIIC WITH DELAYED HEALING	S82255J
DX_FRACTURE	FRACTURES	DX10	S82.255K	NONDISPLACED COMMUNUTED FRACTURE OF SHAFT OF LEFT TIBIA, SUBSEQUENT ENCOUNTER FOR CLOSED FRACTURE WITH NONUNION	S82255K
DX_FRACTURE	FRACTURES	DX10	S82.255M	NONDISPLACED COMMUNUTED FRACTURE OF SHAFT OF LEFT TIBIA, SUBSEQUENT ENCOUNTER FOR OPEN FRACTURE TYPE I OR II WITH NONUNION	S82255M
DX_FRACTURE	FRACTURES	DX10	S82.255N	NONDISPLACED COMMUNUTED FRACTURE OF SHAFT OF LEFT TIBIA, SUBSEQUENT ENCOUNTER FOR OPEN FRACTURE TYPE IIIA, IIIB, OR IIIC WITH NONUNION	S82255N
DX_FRACTURE	FRACTURES	DX10	S82.255P	NONDISPLACED COMMUNUTED FRACTURE OF SHAFT OF LEFT TIBIA, SUBSEQUENT ENCOUNTER FOR CLOSED FRACTURE WITH MALUNION	S82255P
DX_FRACTURE	FRACTURES	DX10	S82.255Q	NONDISPLACED COMMUNUTED FRACTURE OF SHAFT OF LEFT TIBIA, SUBSEQUENT ENCOUNTER FOR OPEN FRACTURE TYPE I OR II WITH MALUNION	S82255Q
DX_FRACTURE	FRACTURES	DX10	S82.255R	NONDISPLACED COMMUNUTED FRACTURE OF SHAFT OF LEFT TIBIA, SUBSEQUENT ENCOUNTER FOR OPEN FRACTURE TYPE IIIA, IIIB, OR IIIC WITH MALUNION	S82255R
DX_FRACTURE	FRACTURES	DX10	S82.255S	NONDISPLACED COMMUNUTED FRACTURE OF SHAFT OF LEFT TIBIA, SEQUELA	S82255S
DX_FRACTURE	FRACTURES	DX10	S82.256	NONDISPLACED COMMUNUTED FRACTURE OF SHAFT OF UNSPECIFIED TIBIA	S82256
DX_FRACTURE	FRACTURES	DX10	S82.256A	NONDISPLACED COMMUNUTED FRACTURE OF SHAFT OF UNSPECIFIED TIBIA, INITIAL ENCOUNTER FOR CLOSED FRACTURE	S82256A
DX_FRACTURE	FRACTURES	DX10	S82.256B	NONDISPLACED COMMUNUTED FRACTURE OF SHAFT OF UNSPECIFIED TIBIA, INITIAL ENCOUNTER FOR OPEN FRACTURE TYPE I OR II	S82256B
DX_FRACTURE	FRACTURES	DX10	S82.256C	NONDISPLACED COMMUNUTED FRACTURE OF SHAFT OF UNSPECIFIED TIBIA, INITIAL ENCOUNTER FOR OPEN FRACTURE TYPE IIIA, IIIB, OR IIIC	S82256C
DX_FRACTURE	FRACTURES	DX10	S82.256D	NONDISPLACED COMMUNUTED FRACTURE OF SHAFT OF UNSPECIFIED TIBIA, SUBSEQUENT ENCOUNTER FOR CLOSED FRACTURE WITH ROUTINE HEALING	S82256D
DX_FRACTURE	FRACTURES	DX10	S82.256E	NONDISPLACED COMMUNUTED FRACTURE OF SHAFT OF UNSPECIFIED TIBIA, SUBSEQUENT ENCOUNTER FOR OPEN FRACTURE TYPE I OR II WITH ROUTINE HEALING	S82256E
DX_FRACTURE	FRACTURES	DX10	S82.256F	NONDISPLACED COMMUNUTED FRACTURE OF SHAFT OF UNSPECIFIED TIBIA, SUBSEQUENT ENCOUNTER FOR OPEN FRACTURE TYPE IIIA, IIIB, OR IIIC WITH ROUTINE HEALING	S82256F
DX_FRACTURE	FRACTURES	DX10	S82.256G	NONDISPLACED COMMUNUTED FRACTURE OF SHAFT OF UNSPECIFIED TIBIA, SUBSEQUENT ENCOUNTER FOR CLOSED FRACTURE WITH DELAYED HEALING	S82256G
DX_FRACTURE	FRACTURES	DX10	S82.256H	NONDISPLACED COMMUNUTED FRACTURE OF SHAFT OF UNSPECIFIED TIBIA, SUBSEQUENT ENCOUNTER FOR OPEN FRACTURE TYPE I OR II WITH DELAYED HEALING	S82256H
DX_FRACTURE	FRACTURES	DX10	S82.256J	NONDISPLACED COMMUNUTED FRACTURE OF SHAFT OF UNSPECIFIED TIBIA, SUBSEQUENT ENCOUNTER FOR OPEN FRACTURE TYPE IIIA, IIIB, OR IIIC WITH DELAYED HEALING	S82256J
DX_FRACTURE	FRACTURES	DX10	S82.256K	NONDISPLACED COMMUNUTED FRACTURE OF SHAFT OF UNSPECIFIED TIBIA, SUBSEQUENT ENCOUNTER FOR CLOSED FRACTURE WITH NONUNION	S82256K
DX_FRACTURE	FRACTURES	DX10	S82.256M	NONDISPLACED COMMUNUTED FRACTURE OF SHAFT OF UNSPECIFIED TIBIA, SUBSEQUENT ENCOUNTER FOR OPEN FRACTURE TYPE I OR II WITH NONUNION	S82256M
DX_FRACTURE	FRACTURES	DX10	S82.256N	NONDISPLACED COMMUNUTED FRACTURE OF SHAFT OF UNSPECIFIED TIBIA, SUBSEQUENT ENCOUNTER FOR OPEN FRACTURE TYPE IIIA, IIIB, OR IIIC WITH NONUNION	S82256N
DX_FRACTURE	FRACTURES	DX10	S82.256P	NONDISPLACED COMMUNUTED FRACTURE OF SHAFT OF UNSPECIFIED TIBIA, SUBSEQUENT ENCOUNTER FOR CLOSED FRACTURE WITH MALUNION	S82256P
DX_FRACTURE	FRACTURES	DX10	S82.256Q	NONDISPLACED COMMUNUTED FRACTURE OF SHAFT OF UNSPECIFIED TIBIA, SUBSEQUENT ENCOUNTER FOR OPEN FRACTURE TYPE I OR II WITH MALUNION	S82256Q
DX_FRACTURE	FRACTURES	DX10	S82.256R	NONDISPLACED COMMUNUTED FRACTURE OF SHAFT OF UNSPECIFIED TIBIA, SUBSEQUENT ENCOUNTER FOR OPEN FRACTURE TYPE IIIA, IIIB, OR IIIC WITH MALUNION	S82256R
DX_FRACTURE	FRACTURES	DX10	S82.256S	NONDISPLACED COMMUNUTED FRACTURE OF SHAFT OF UNSPECIFIED TIBIA, SEQUELA	S82256S
DX_FRACTURE	FRACTURES	DX10	S82.26	SEGMENTAL FRACTURE OF SHAFT OF TIBIA	S8226
DX_FRACTURE	FRACTURES	DX10	S82.261	DISPLACED SEGMENTAL FRACTURE OF SHAFT OF RIGHT TIBIA	S82261

Boehringer Ingelheim
Statistical and Epidemiological Analysis Plan (SEAP) for Non-Interventional Study
(NIS)
BI Study Number 1245-0228

Proprietary confidential information © 2023 Boehringer Ingelheim International GmbH or one or more of its affiliated companies

DX_FRACTURE	FRACTURES	DX10	S82.261A	DISPLACED SEGMENTAL FRACTURE OF SHAFT OF RIGHT TIBIA, INITIAL ENCOUNTER FOR CLOSED FRACTURE	S82261A
DX_FRACTURE	FRACTURES	DX10	S82.261B	DISPLACED SEGMENTAL FRACTURE OF SHAFT OF RIGHT TIBIA, INITIAL ENCOUNTER FOR OPEN FRACTURE TYPE I OR II	S82261B
DX_FRACTURE	FRACTURES	DX10	S82.261C	DISPLACED SEGMENTAL FRACTURE OF SHAFT OF RIGHT TIBIA, INITIAL ENCOUNTER FOR OPEN FRACTURE TYPE IIIA, IIIB, OR IIIC	S82261C
DX_FRACTURE	FRACTURES	DX10	S82.261D	DISPLACED SEGMENTAL FRACTURE OF SHAFT OF RIGHT TIBIA, SUBSEQUENT ENCOUNTER FOR CLOSED FRACTURE WITH ROUTINE HEALING	S82261D
DX_FRACTURE	FRACTURES	DX10	S82.261E	DISPLACED SEGMENTAL FRACTURE OF SHAFT OF RIGHT TIBIA, SUBSEQUENT ENCOUNTER FOR OPEN FRACTURE TYPE I OR II WITH ROUTINE HEALING	S82261E
DX_FRACTURE	FRACTURES	DX10	S82.261F	DISPLACED SEGMENTAL FRACTURE OF SHAFT OF RIGHT TIBIA, SUBSEQUENT ENCOUNTER FOR OPEN FRACTURE TYPE IIIA, IIIB, OR IIIC WITH ROUTINE HEALING	S82261F
DX_FRACTURE	FRACTURES	DX10	S82.261G	DISPLACED SEGMENTAL FRACTURE OF SHAFT OF RIGHT TIBIA, SUBSEQUENT ENCOUNTER FOR CLOSED FRACTURE WITH DELAYED HEALING	S82261G
DX_FRACTURE	FRACTURES	DX10	S82.261H	DISPLACED SEGMENTAL FRACTURE OF SHAFT OF RIGHT TIBIA, SUBSEQUENT ENCOUNTER FOR OPEN FRACTURE TYPE I OR II WITH DELAYED HEALING	S82261H
DX_FRACTURE	FRACTURES	DX10	S82.261J	DISPLACED SEGMENTAL FRACTURE OF SHAFT OF RIGHT TIBIA, SUBSEQUENT ENCOUNTER FOR OPEN FRACTURE TYPE IIIA, IIIB, OR IIIC WITH DELAYED HEALING	S82261J
DX_FRACTURE	FRACTURES	DX10	S82.261K	DISPLACED SEGMENTAL FRACTURE OF SHAFT OF RIGHT TIBIA, SUBSEQUENT ENCOUNTER FOR CLOSED FRACTURE WITH NONUNION	S82261K
DX_FRACTURE	FRACTURES	DX10	S82.261M	DISPLACED SEGMENTAL FRACTURE OF SHAFT OF RIGHT TIBIA, SUBSEQUENT ENCOUNTER FOR OPEN FRACTURE TYPE I OR II WITH NONUNION	S82261M
DX_FRACTURE	FRACTURES	DX10	S82.261N	DISPLACED SEGMENTAL FRACTURE OF SHAFT OF RIGHT TIBIA, SUBSEQUENT ENCOUNTER FOR OPEN FRACTURE TYPE IIIA, IIIB, OR IIIC WITH NONUNION	S82261N
DX_FRACTURE	FRACTURES	DX10	S82.261P	DISPLACED SEGMENTAL FRACTURE OF SHAFT OF RIGHT TIBIA, SUBSEQUENT ENCOUNTER FOR CLOSED FRACTURE WITH MALUNION	S82261P
DX_FRACTURE	FRACTURES	DX10	S82.261Q	DISPLACED SEGMENTAL FRACTURE OF SHAFT OF RIGHT TIBIA, SUBSEQUENT ENCOUNTER FOR OPEN FRACTURE TYPE I OR II WITH MALUNION	S82261Q
DX_FRACTURE	FRACTURES	DX10	S82.261R	DISPLACED SEGMENTAL FRACTURE OF SHAFT OF RIGHT TIBIA, SUBSEQUENT ENCOUNTER FOR OPEN FRACTURE TYPE IIIA, IIIB, OR IIIC WITH MALUNION	S82261R
DX_FRACTURE	FRACTURES	DX10	S82.261S	DISPLACED SEGMENTAL FRACTURE OF SHAFT OF RIGHT TIBIA, SEQUELA	S82261S
DX_FRACTURE	FRACTURES	DX10	S82.262	DISPLACED SEGMENTAL FRACTURE OF SHAFT OF LEFT TIBIA	S82262
DX_FRACTURE	FRACTURES	DX10	S82.262A	DISPLACED SEGMENTAL FRACTURE OF SHAFT OF LEFT TIBIA, INITIAL ENCOUNTER FOR CLOSED FRACTURE	S82262A
DX_FRACTURE	FRACTURES	DX10	S82.262B	DISPLACED SEGMENTAL FRACTURE OF SHAFT OF LEFT TIBIA, INITIAL ENCOUNTER FOR OPEN FRACTURE TYPE I OR II	S82262B
DX_FRACTURE	FRACTURES	DX10	S82.262C	DISPLACED SEGMENTAL FRACTURE OF SHAFT OF LEFT TIBIA, INITIAL ENCOUNTER FOR OPEN FRACTURE TYPE IIIA, IIIB, OR IIIC	S82262C
DX_FRACTURE	FRACTURES	DX10	S82.262D	DISPLACED SEGMENTAL FRACTURE OF SHAFT OF LEFT TIBIA, SUBSEQUENT ENCOUNTER FOR CLOSED FRACTURE WITH ROUTINE HEALING	S82262D
DX_FRACTURE	FRACTURES	DX10	S82.262E	DISPLACED SEGMENTAL FRACTURE OF SHAFT OF LEFT TIBIA, SUBSEQUENT ENCOUNTER FOR OPEN FRACTURE TYPE I OR II WITH ROUTINE HEALING	S82262E
DX_FRACTURE	FRACTURES	DX10	S82.262F	DISPLACED SEGMENTAL FRACTURE OF SHAFT OF LEFT TIBIA, SUBSEQUENT ENCOUNTER FOR OPEN FRACTURE TYPE IIIA, IIIB, OR IIIC WITH ROUTINE HEALING	S82262F
DX_FRACTURE	FRACTURES	DX10	S82.262G	DISPLACED SEGMENTAL FRACTURE OF SHAFT OF LEFT TIBIA, SUBSEQUENT ENCOUNTER FOR CLOSED FRACTURE WITH DELAYED HEALING	S82262G
DX_FRACTURE	FRACTURES	DX10	S82.262H	DISPLACED SEGMENTAL FRACTURE OF SHAFT OF LEFT TIBIA, SUBSEQUENT ENCOUNTER FOR OPEN FRACTURE TYPE I OR II WITH DELAYED HEALING	S82262H
DX_FRACTURE	FRACTURES	DX10	S82.262J	DISPLACED SEGMENTAL FRACTURE OF SHAFT OF LEFT TIBIA, SUBSEQUENT ENCOUNTER FOR OPEN FRACTURE TYPE IIIA, IIIB, OR IIIC WITH DELAYED HEALING	S82262J
DX_FRACTURE	FRACTURES	DX10	S82.262K	DISPLACED SEGMENTAL FRACTURE OF SHAFT OF LEFT TIBIA, SUBSEQUENT ENCOUNTER FOR CLOSED FRACTURE WITH NONUNION	S82262K
DX_FRACTURE	FRACTURES	DX10	S82.262M	DISPLACED SEGMENTAL FRACTURE OF SHAFT OF LEFT TIBIA, SUBSEQUENT ENCOUNTER FOR OPEN FRACTURE TYPE I OR II WITH NONUNION	S82262M
DX_FRACTURE	FRACTURES	DX10	S82.262N	DISPLACED SEGMENTAL FRACTURE OF SHAFT OF LEFT TIBIA, SUBSEQUENT ENCOUNTER FOR OPEN FRACTURE TYPE IIIA, IIIB, OR IIIC WITH NONUNION	S82262N
DX_FRACTURE	FRACTURES	DX10	S82.262P	DISPLACED SEGMENTAL FRACTURE OF SHAFT OF LEFT TIBIA, SUBSEQUENT ENCOUNTER FOR CLOSED FRACTURE WITH MALUNION	S82262P
DX_FRACTURE	FRACTURES	DX10	S82.262Q	DISPLACED SEGMENTAL FRACTURE OF SHAFT OF LEFT TIBIA, SUBSEQUENT ENCOUNTER FOR OPEN FRACTURE TYPE I OR II WITH MALUNION	S82262Q
DX_FRACTURE	FRACTURES	DX10	S82.262R	DISPLACED SEGMENTAL FRACTURE OF SHAFT OF LEFT TIBIA, SUBSEQUENT ENCOUNTER FOR OPEN FRACTURE TYPE IIIA, IIIB, OR IIIC WITH MALUNION	S82262R
DX_FRACTURE	FRACTURES	DX10	S82.262S	DISPLACED SEGMENTAL FRACTURE OF SHAFT OF LEFT TIBIA, SEQUELA	S82262S
DX_FRACTURE	FRACTURES	DX10	S82.263	DISPLACED SEGMENTAL FRACTURE OF SHAFT OF UNSPECIFIED TIBIA	S82263
DX_FRACTURE	FRACTURES	DX10	S82.263A	DISPLACED SEGMENTAL FRACTURE OF SHAFT OF UNSPECIFIED TIBIA, INITIAL ENCOUNTER FOR CLOSED FRACTURE	S82263A
DX_FRACTURE	FRACTURES	DX10	S82.263B	DISPLACED SEGMENTAL FRACTURE OF SHAFT OF UNSPECIFIED TIBIA, INITIAL ENCOUNTER FOR OPEN FRACTURE TYPE I OR II	S82263B
DX_FRACTURE	FRACTURES	DX10	S82.263C	DISPLACED SEGMENTAL FRACTURE OF SHAFT OF UNSPECIFIED TIBIA, INITIAL ENCOUNTER FOR OPEN FRACTURE TYPE IIIA, IIIB, OR IIIC	S82263C
DX_FRACTURE	FRACTURES	DX10	S82.263D	DISPLACED SEGMENTAL FRACTURE OF SHAFT OF UNSPECIFIED TIBIA, SUBSEQUENT ENCOUNTER FOR CLOSED FRACTURE WITH ROUTINE HEALING	S82263D
DX_FRACTURE	FRACTURES	DX10	S82.263E	DISPLACED SEGMENTAL FRACTURE OF SHAFT OF UNSPECIFIED TIBIA, SUBSEQUENT ENCOUNTER FOR OPEN FRACTURE TYPE I OR II WITH ROUTINE HEALING	S82263E
DX_FRACTURE	FRACTURES	DX10	S82.263F	DISPLACED SEGMENTAL FRACTURE OF SHAFT OF UNSPECIFIED TIBIA, SUBSEQUENT ENCOUNTER FOR OPEN FRACTURE TYPE IIIA, IIIB, OR IIIC WITH ROUTINE HEALING	S82263F
DX_FRACTURE	FRACTURES	DX10	S82.263G	DISPLACED SEGMENTAL FRACTURE OF SHAFT OF UNSPECIFIED TIBIA, SUBSEQUENT ENCOUNTER FOR CLOSED FRACTURE WITH DELAYED HEALING	S82263G
DX_FRACTURE	FRACTURES	DX10	S82.263H	DISPLACED SEGMENTAL FRACTURE OF SHAFT OF UNSPECIFIED TIBIA, SUBSEQUENT ENCOUNTER FOR OPEN FRACTURE TYPE I OR II WITH DELAYED HEALING	S82263H
DX_FRACTURE	FRACTURES	DX10	S82.263J	DISPLACED SEGMENTAL FRACTURE OF SHAFT OF UNSPECIFIED TIBIA, SUBSEQUENT ENCOUNTER FOR OPEN FRACTURE TYPE IIIA, IIIB, OR IIIC WITH DELAYED HEALING	S82263J
DX_FRACTURE	FRACTURES	DX10	S82.263K	DISPLACED SEGMENTAL FRACTURE OF SHAFT OF UNSPECIFIED TIBIA, SUBSEQUENT ENCOUNTER FOR CLOSED FRACTURE WITH NONUNION	S82263K
DX_FRACTURE	FRACTURES	DX10	S82.263M	DISPLACED SEGMENTAL FRACTURE OF SHAFT OF UNSPECIFIED TIBIA, SUBSEQUENT ENCOUNTER FOR OPEN FRACTURE TYPE I OR II WITH NONUNION	S82263M
DX_FRACTURE	FRACTURES	DX10	S82.263N	DISPLACED SEGMENTAL FRACTURE OF SHAFT OF UNSPECIFIED TIBIA, SUBSEQUENT ENCOUNTER FOR OPEN FRACTURE TYPE IIIA, IIIB, OR IIIC WITH NONUNION	S82263N
DX_FRACTURE	FRACTURES	DX10	S82.263P	DISPLACED SEGMENTAL FRACTURE OF SHAFT OF UNSPECIFIED TIBIA, SUBSEQUENT ENCOUNTER FOR CLOSED FRACTURE WITH MALUNION	S82263P
DX_FRACTURE	FRACTURES	DX10	S82.263Q	DISPLACED SEGMENTAL FRACTURE OF SHAFT OF UNSPECIFIED TIBIA, SUBSEQUENT ENCOUNTER FOR OPEN FRACTURE TYPE I OR II WITH MALUNION	S82263Q
DX_FRACTURE	FRACTURES	DX10	S82.263R	DISPLACED SEGMENTAL FRACTURE OF SHAFT OF UNSPECIFIED TIBIA, SUBSEQUENT ENCOUNTER FOR OPEN FRACTURE TYPE IIIA, IIIB, OR IIIC WITH MALUNION	S82263R
DX_FRACTURE	FRACTURES	DX10	S82.263S	DISPLACED SEGMENTAL FRACTURE OF SHAFT OF UNSPECIFIED TIBIA, SEQUELA	S82263S
DX_FRACTURE	FRACTURES	DX10	S82.264	NONDISPLACED SEGMENTAL FRACTURE OF SHAFT OF RIGHT TIBIA	S82264

Boehringer Ingelheim
Statistical and Epidemiological Analysis Plan (SEAP) for Non-Interventional Study
(NIS)
BI Study Number 1245-0228

Proprietary confidential information © 2023 Boehringer Ingelheim International GmbH or one or more of its affiliated companies

DX_FRACTURE	FRACTURES	DX10	S82.264A	NONDISPLACED SEGMENTAL FRACTURE OF SHAFT OF RIGHT TIBIA, INITIAL ENCOUNTER FOR CLOSED FRACTURE	S82264A
DX_FRACTURE	FRACTURES	DX10	S82.264B	NONDISPLACED SEGMENTAL FRACTURE OF SHAFT OF RIGHT TIBIA, INITIAL ENCOUNTER FOR OPEN FRACTURE TYPE I OR II	S82264B
DX_FRACTURE	FRACTURES	DX10	S82.264C	NONDISPLACED SEGMENTAL FRACTURE OF SHAFT OF RIGHT TIBIA, INITIAL ENCOUNTER FOR OPEN FRACTURE TYPE IIIA, IIIB, OR IIIC	S82264C
DX_FRACTURE	FRACTURES	DX10	S82.264D	NONDISPLACED SEGMENTAL FRACTURE OF SHAFT OF RIGHT TIBIA, SUBSEQUENT ENCOUNTER FOR CLOSED FRACTURE WITH ROUTINE HEALING	S82264D
DX_FRACTURE	FRACTURES	DX10	S82.264E	NONDISPLACED SEGMENTAL FRACTURE OF SHAFT OF RIGHT TIBIA, SUBSEQUENT ENCOUNTER FOR OPEN FRACTURE TYPE I OR II WITH ROUTINE HEALING	S82264E
DX_FRACTURE	FRACTURES	DX10	S82.264F	NONDISPLACED SEGMENTAL FRACTURE OF SHAFT OF RIGHT TIBIA, SUBSEQUENT ENCOUNTER FOR OPEN FRACTURE TYPE IIIA, IIIB, OR IIIC WITH ROUTINE HEALING	S82264F
DX_FRACTURE	FRACTURES	DX10	S82.264G	NONDISPLACED SEGMENTAL FRACTURE OF SHAFT OF RIGHT TIBIA, SUBSEQUENT ENCOUNTER FOR CLOSED FRACTURE WITH DELAYED HEALING	S82264G
DX_FRACTURE	FRACTURES	DX10	S82.264H	NONDISPLACED SEGMENTAL FRACTURE OF SHAFT OF RIGHT TIBIA, SUBSEQUENT ENCOUNTER FOR OPEN FRACTURE TYPE I OR II WITH DELAYED HEALING	S82264H
DX_FRACTURE	FRACTURES	DX10	S82.264J	NONDISPLACED SEGMENTAL FRACTURE OF SHAFT OF RIGHT TIBIA, SUBSEQUENT ENCOUNTER FOR OPEN FRACTURE TYPE IIIA, IIIB, OR IIIC WITH DELAYED HEALING	S82264J
DX_FRACTURE	FRACTURES	DX10	S82.264K	NONDISPLACED SEGMENTAL FRACTURE OF SHAFT OF RIGHT TIBIA, SUBSEQUENT ENCOUNTER FOR CLOSED FRACTURE WITH NONUNION	S82264K
DX_FRACTURE	FRACTURES	DX10	S82.264M	NONDISPLACED SEGMENTAL FRACTURE OF SHAFT OF RIGHT TIBIA, SUBSEQUENT ENCOUNTER FOR OPEN FRACTURE TYPE I OR II WITH NONUNION	S82264M
DX_FRACTURE	FRACTURES	DX10	S82.264N	NONDISPLACED SEGMENTAL FRACTURE OF SHAFT OF RIGHT TIBIA, SUBSEQUENT ENCOUNTER FOR OPEN FRACTURE TYPE IIIA, IIIB, OR IIIC WITH NONUNION	S82264N
DX_FRACTURE	FRACTURES	DX10	S82.264P	NONDISPLACED SEGMENTAL FRACTURE OF SHAFT OF RIGHT TIBIA, SUBSEQUENT ENCOUNTER FOR CLOSED FRACTURE WITH MALUNION	S82264P
DX_FRACTURE	FRACTURES	DX10	S82.264Q	NONDISPLACED SEGMENTAL FRACTURE OF SHAFT OF RIGHT TIBIA, SUBSEQUENT ENCOUNTER FOR OPEN FRACTURE TYPE I OR II WITH MALUNION	S82264Q
DX_FRACTURE	FRACTURES	DX10	S82.264R	NONDISPLACED SEGMENTAL FRACTURE OF SHAFT OF RIGHT TIBIA, SUBSEQUENT ENCOUNTER FOR OPEN FRACTURE TYPE IIIA, IIIB, OR IIIC WITH MALUNION	S82264R
DX_FRACTURE	FRACTURES	DX10	S82.264S	NONDISPLACED SEGMENTAL FRACTURE OF SHAFT OF RIGHT TIBIA, SEQUELA	S82264S
DX_FRACTURE	FRACTURES	DX10	S82.265	NONDISPLACED SEGMENTAL FRACTURE OF SHAFT OF LEFT TIBIA	S82265
DX_FRACTURE	FRACTURES	DX10	S82.265A	NONDISPLACED SEGMENTAL FRACTURE OF SHAFT OF LEFT TIBIA, INITIAL ENCOUNTER FOR CLOSED FRACTURE	S82265A
DX_FRACTURE	FRACTURES	DX10	S82.265B	NONDISPLACED SEGMENTAL FRACTURE OF SHAFT OF LEFT TIBIA, INITIAL ENCOUNTER FOR OPEN FRACTURE TYPE I OR II	S82265B
DX_FRACTURE	FRACTURES	DX10	S82.265C	NONDISPLACED SEGMENTAL FRACTURE OF SHAFT OF LEFT TIBIA, INITIAL ENCOUNTER FOR OPEN FRACTURE TYPE IIIA, IIIB, OR IIIC	S82265C
DX_FRACTURE	FRACTURES	DX10	S82.265D	NONDISPLACED SEGMENTAL FRACTURE OF SHAFT OF LEFT TIBIA, SUBSEQUENT ENCOUNTER FOR CLOSED FRACTURE WITH ROUTINE HEALING	S82265D
DX_FRACTURE	FRACTURES	DX10	S82.265E	NONDISPLACED SEGMENTAL FRACTURE OF SHAFT OF LEFT TIBIA, SUBSEQUENT ENCOUNTER FOR OPEN FRACTURE TYPE I OR II WITH ROUTINE HEALING	S82265E
DX_FRACTURE	FRACTURES	DX10	S82.265F	NONDISPLACED SEGMENTAL FRACTURE OF SHAFT OF LEFT TIBIA, SUBSEQUENT ENCOUNTER FOR OPEN FRACTURE TYPE IIIA, IIIB, OR IIIC WITH ROUTINE HEALING	S82265F
DX_FRACTURE	FRACTURES	DX10	S82.265G	NONDISPLACED SEGMENTAL FRACTURE OF SHAFT OF LEFT TIBIA, SUBSEQUENT ENCOUNTER FOR CLOSED FRACTURE WITH DELAYED HEALING	S82265G
DX_FRACTURE	FRACTURES	DX10	S82.265H	NONDISPLACED SEGMENTAL FRACTURE OF SHAFT OF LEFT TIBIA, SUBSEQUENT ENCOUNTER FOR OPEN FRACTURE TYPE I OR II WITH DELAYED HEALING	S82265H
DX_FRACTURE	FRACTURES	DX10	S82.265J	NONDISPLACED SEGMENTAL FRACTURE OF SHAFT OF LEFT TIBIA, SUBSEQUENT ENCOUNTER FOR OPEN FRACTURE TYPE IIIA, IIIB, OR IIIC WITH DELAYED HEALING	S82265J
DX_FRACTURE	FRACTURES	DX10	S82.265K	NONDISPLACED SEGMENTAL FRACTURE OF SHAFT OF LEFT TIBIA, SUBSEQUENT ENCOUNTER FOR CLOSED FRACTURE WITH NONUNION	S82265K
DX_FRACTURE	FRACTURES	DX10	S82.265M	NONDISPLACED SEGMENTAL FRACTURE OF SHAFT OF LEFT TIBIA, SUBSEQUENT ENCOUNTER FOR OPEN FRACTURE TYPE I OR II WITH NONUNION	S82265M
DX_FRACTURE	FRACTURES	DX10	S82.265N	NONDISPLACED SEGMENTAL FRACTURE OF SHAFT OF LEFT TIBIA, SUBSEQUENT ENCOUNTER FOR OPEN FRACTURE TYPE IIIA, IIIB, OR IIIC WITH NONUNION	S82265N
DX_FRACTURE	FRACTURES	DX10	S82.265P	NONDISPLACED SEGMENTAL FRACTURE OF SHAFT OF LEFT TIBIA, SUBSEQUENT ENCOUNTER FOR CLOSED FRACTURE WITH MALUNION	S82265P
DX_FRACTURE	FRACTURES	DX10	S82.265Q	NONDISPLACED SEGMENTAL FRACTURE OF SHAFT OF LEFT TIBIA, SUBSEQUENT ENCOUNTER FOR OPEN FRACTURE TYPE I OR II WITH MALUNION	S82265Q
DX_FRACTURE	FRACTURES	DX10	S82.265R	NONDISPLACED SEGMENTAL FRACTURE OF SHAFT OF LEFT TIBIA, SUBSEQUENT ENCOUNTER FOR OPEN FRACTURE TYPE IIIA, IIIB, OR IIIC WITH MALUNION	S82265R
DX_FRACTURE	FRACTURES	DX10	S82.265S	NONDISPLACED SEGMENTAL FRACTURE OF SHAFT OF LEFT TIBIA, SEQUELA	S82265S
DX_FRACTURE	FRACTURES	DX10	S82.266	NONDISPLACED SEGMENTAL FRACTURE OF SHAFT OF UNSPECIFIED TIBIA	S82266
DX_FRACTURE	FRACTURES	DX10	S82.266A	NONDISPLACED SEGMENTAL FRACTURE OF SHAFT OF UNSPECIFIED TIBIA, INITIAL ENCOUNTER FOR CLOSED FRACTURE	S82266A
DX_FRACTURE	FRACTURES	DX10	S82.266B	NONDISPLACED SEGMENTAL FRACTURE OF SHAFT OF UNSPECIFIED TIBIA, INITIAL ENCOUNTER FOR OPEN FRACTURE TYPE I OR II	S82266B
DX_FRACTURE	FRACTURES	DX10	S82.266C	NONDISPLACED SEGMENTAL FRACTURE OF SHAFT OF UNSPECIFIED TIBIA, INITIAL ENCOUNTER FOR OPEN FRACTURE TYPE IIIA, IIIB, OR IIIC	S82266C
DX_FRACTURE	FRACTURES	DX10	S82.266D	NONDISPLACED SEGMENTAL FRACTURE OF SHAFT OF UNSPECIFIED TIBIA, SUBSEQUENT ENCOUNTER FOR CLOSED FRACTURE WITH ROUTINE HEALING	S82266D
DX_FRACTURE	FRACTURES	DX10	S82.266E	NONDISPLACED SEGMENTAL FRACTURE OF SHAFT OF UNSPECIFIED TIBIA, SUBSEQUENT ENCOUNTER FOR OPEN FRACTURE TYPE I OR II WITH ROUTINE HEALING	S82266E
DX_FRACTURE	FRACTURES	DX10	S82.266F	NONDISPLACED SEGMENTAL FRACTURE OF SHAFT OF UNSPECIFIED TIBIA, SUBSEQUENT ENCOUNTER FOR OPEN FRACTURE TYPE IIIA, IIIB, OR IIIC WITH ROUTINE HEALING	S82266F
DX_FRACTURE	FRACTURES	DX10	S82.266G	NONDISPLACED SEGMENTAL FRACTURE OF SHAFT OF UNSPECIFIED TIBIA, SUBSEQUENT ENCOUNTER FOR CLOSED FRACTURE WITH DELAYED HEALING	S82266G
DX_FRACTURE	FRACTURES	DX10	S82.266H	NONDISPLACED SEGMENTAL FRACTURE OF SHAFT OF UNSPECIFIED TIBIA, SUBSEQUENT ENCOUNTER FOR OPEN FRACTURE TYPE I OR II WITH DELAYED HEALING	S82266H
DX_FRACTURE	FRACTURES	DX10	S82.266J	NONDISPLACED SEGMENTAL FRACTURE OF SHAFT OF UNSPECIFIED TIBIA, SUBSEQUENT ENCOUNTER FOR OPEN FRACTURE TYPE IIIA, IIIB, OR IIIC WITH DELAYED HEALING	S82266J
DX_FRACTURE	FRACTURES	DX10	S82.266K	NONDISPLACED SEGMENTAL FRACTURE OF SHAFT OF UNSPECIFIED TIBIA, SUBSEQUENT ENCOUNTER FOR CLOSED FRACTURE WITH NONUNION	S82266K
DX_FRACTURE	FRACTURES	DX10	S82.266M	NONDISPLACED SEGMENTAL FRACTURE OF SHAFT OF UNSPECIFIED TIBIA, SUBSEQUENT ENCOUNTER FOR OPEN FRACTURE TYPE I OR II WITH NONUNION	S82266M
DX_FRACTURE	FRACTURES	DX10	S82.266N	NONDISPLACED SEGMENTAL FRACTURE OF SHAFT OF UNSPECIFIED TIBIA, SUBSEQUENT ENCOUNTER FOR OPEN FRACTURE TYPE IIIA, IIIB, OR IIIC WITH NONUNION	S82266N
DX_FRACTURE	FRACTURES	DX10	S82.266P	NONDISPLACED SEGMENTAL FRACTURE OF SHAFT OF UNSPECIFIED TIBIA, SUBSEQUENT ENCOUNTER FOR CLOSED FRACTURE WITH MALUNION	S82266P
DX_FRACTURE	FRACTURES	DX10	S82.266Q	NONDISPLACED SEGMENTAL FRACTURE OF SHAFT OF UNSPECIFIED TIBIA, SUBSEQUENT ENCOUNTER FOR OPEN FRACTURE TYPE I OR II WITH MALUNION	S82266Q
DX_FRACTURE	FRACTURES	DX10	S82.266R	NONDISPLACED SEGMENTAL FRACTURE OF SHAFT OF UNSPECIFIED TIBIA, SUBSEQUENT ENCOUNTER FOR OPEN FRACTURE TYPE IIIA, IIIB, OR IIIC WITH MALUNION	S82266R
DX_FRACTURE	FRACTURES	DX10	S82.266S	NONDISPLACED SEGMENTAL FRACTURE OF SHAFT OF UNSPECIFIED TIBIA, SEQUELA	S82266S
DX_FRACTURE	FRACTURES	DX10	S82.29	OTHER FRACTURE OF SHAFT OF TIBIA	S8229
DX_FRACTURE	FRACTURES	DX10	S82.291	OTHER FRACTURE OF SHAFT OF RIGHT TIBIA	S82291

Boehringer Ingelheim
Statistical and Epidemiological Analysis Plan (SEAP) for Non-Interventional Study
(NIS)
BI Study Number 1245-0228

Proprietary confidential information © 2023 Boehringer Ingelheim International GmbH or one or more of its affiliated companies

DX_FRACTURE	FRACTURES	DX10	S82.291A	OTHER FRACTURE OF SHAFT OF RIGHT TIBIA, INITIAL ENCOUNTER FOR CLOSED FRACTURE	S82291A
DX_FRACTURE	FRACTURES	DX10	S82.291B	OTHER FRACTURE OF SHAFT OF RIGHT TIBIA, INITIAL ENCOUNTER FOR OPEN FRACTURE TYPE I OR II	S82291B
DX_FRACTURE	FRACTURES	DX10	S82.291C	OTHER FRACTURE OF SHAFT OF RIGHT TIBIA, INITIAL ENCOUNTER FOR OPEN FRACTURE TYPE IIIA, IIIB, OR IIIC	S82291C
DX_FRACTURE	FRACTURES	DX10	S82.291D	OTHER FRACTURE OF SHAFT OF RIGHT TIBIA, SUBSEQUENT ENCOUNTER FOR CLOSED FRACTURE WITH ROUTINE HEALING	S82291D
DX_FRACTURE	FRACTURES	DX10	S82.291E	OTHER FRACTURE OF SHAFT OF RIGHT TIBIA, SUBSEQUENT ENCOUNTER FOR OPEN FRACTURE TYPE I OR II WITH ROUTINE HEALING	S82291E
DX_FRACTURE	FRACTURES	DX10	S82.291F	OTHER FRACTURE OF SHAFT OF RIGHT TIBIA, SUBSEQUENT ENCOUNTER FOR OPEN FRACTURE TYPE IIIA, IIIB, OR IIIC WITH ROUTINE HEALING	S82291F
DX_FRACTURE	FRACTURES	DX10	S82.291G	OTHER FRACTURE OF SHAFT OF RIGHT TIBIA, SUBSEQUENT ENCOUNTER FOR CLOSED FRACTURE WITH DELAYED HEALING	S82291G
DX_FRACTURE	FRACTURES	DX10	S82.291H	OTHER FRACTURE OF SHAFT OF RIGHT TIBIA, SUBSEQUENT ENCOUNTER FOR OPEN FRACTURE TYPE I OR II WITH DELAYED HEALING	S82291H
DX_FRACTURE	FRACTURES	DX10	S82.291J	OTHER FRACTURE OF SHAFT OF RIGHT TIBIA, SUBSEQUENT ENCOUNTER FOR OPEN FRACTURE TYPE IIIA, IIIB, OR IIIC WITH DELAYED HEALING	S82291J
DX_FRACTURE	FRACTURES	DX10	S82.291K	OTHER FRACTURE OF SHAFT OF RIGHT TIBIA, SUBSEQUENT ENCOUNTER FOR CLOSED FRACTURE WITH NONUNION	S82291K
DX_FRACTURE	FRACTURES	DX10	S82.291M	OTHER FRACTURE OF SHAFT OF RIGHT TIBIA, SUBSEQUENT ENCOUNTER FOR OPEN FRACTURE TYPE I OR II WITH NONUNION	S82291M
DX_FRACTURE	FRACTURES	DX10	S82.291N	OTHER FRACTURE OF SHAFT OF RIGHT TIBIA, SUBSEQUENT ENCOUNTER FOR OPEN FRACTURE TYPE IIIA, IIIB, OR IIIC WITH NONUNION	S82291N
DX_FRACTURE	FRACTURES	DX10	S82.291P	OTHER FRACTURE OF SHAFT OF RIGHT TIBIA, SUBSEQUENT ENCOUNTER FOR CLOSED FRACTURE WITH MALUNION	S82291P
DX_FRACTURE	FRACTURES	DX10	S82.291Q	OTHER FRACTURE OF SHAFT OF RIGHT TIBIA, SUBSEQUENT ENCOUNTER FOR OPEN FRACTURE TYPE I OR II WITH MALUNION	S82291Q
DX_FRACTURE	FRACTURES	DX10	S82.291R	OTHER FRACTURE OF SHAFT OF RIGHT TIBIA, SUBSEQUENT ENCOUNTER FOR OPEN FRACTURE TYPE IIIA, IIIB, OR IIIC WITH MALUNION	S82291R
DX_FRACTURE	FRACTURES	DX10	S82.291S	OTHER FRACTURE OF SHAFT OF RIGHT TIBIA, SEQUELA	S82291S
DX_FRACTURE	FRACTURES	DX10	S82.292	OTHER FRACTURE OF SHAFT OF LEFT TIBIA	S82292
DX_FRACTURE	FRACTURES	DX10	S82.292A	OTHER FRACTURE OF SHAFT OF LEFT TIBIA, INITIAL ENCOUNTER FOR CLOSED FRACTURE	S82292A
DX_FRACTURE	FRACTURES	DX10	S82.292B	OTHER FRACTURE OF SHAFT OF LEFT TIBIA, INITIAL ENCOUNTER FOR OPEN FRACTURE TYPE I OR II	S82292B
DX_FRACTURE	FRACTURES	DX10	S82.292C	OTHER FRACTURE OF SHAFT OF LEFT TIBIA, INITIAL ENCOUNTER FOR OPEN FRACTURE TYPE IIIA, IIIB, OR IIIC	S82292C
DX_FRACTURE	FRACTURES	DX10	S82.292D	OTHER FRACTURE OF SHAFT OF LEFT TIBIA, SUBSEQUENT ENCOUNTER FOR CLOSED FRACTURE WITH ROUTINE HEALING	S82292D
DX_FRACTURE	FRACTURES	DX10	S82.292E	OTHER FRACTURE OF SHAFT OF LEFT TIBIA, SUBSEQUENT ENCOUNTER FOR OPEN FRACTURE TYPE I OR II WITH ROUTINE HEALING	S82292E
DX_FRACTURE	FRACTURES	DX10	S82.292F	OTHER FRACTURE OF SHAFT OF LEFT TIBIA, SUBSEQUENT ENCOUNTER FOR OPEN FRACTURE TYPE IIIA, IIIB, OR IIIC WITH ROUTINE HEALING	S82292F
DX_FRACTURE	FRACTURES	DX10	S82.292G	OTHER FRACTURE OF SHAFT OF LEFT TIBIA, SUBSEQUENT ENCOUNTER FOR CLOSED FRACTURE WITH DELAYED HEALING	S82292G
DX_FRACTURE	FRACTURES	DX10	S82.292H	OTHER FRACTURE OF SHAFT OF LEFT TIBIA, SUBSEQUENT ENCOUNTER FOR OPEN FRACTURE TYPE I OR II WITH DELAYED HEALING	S82292H
DX_FRACTURE	FRACTURES	DX10	S82.292J	OTHER FRACTURE OF SHAFT OF LEFT TIBIA, SUBSEQUENT ENCOUNTER FOR OPEN FRACTURE TYPE IIIA, IIIB, OR IIIC WITH DELAYED HEALING	S82292J
DX_FRACTURE	FRACTURES	DX10	S82.292K	OTHER FRACTURE OF SHAFT OF LEFT TIBIA, SUBSEQUENT ENCOUNTER FOR CLOSED FRACTURE WITH NONUNION	S82292K
DX_FRACTURE	FRACTURES	DX10	S82.292M	OTHER FRACTURE OF SHAFT OF LEFT TIBIA, SUBSEQUENT ENCOUNTER FOR OPEN FRACTURE TYPE I OR II WITH NONUNION	S82292M
DX_FRACTURE	FRACTURES	DX10	S82.292N	OTHER FRACTURE OF SHAFT OF LEFT TIBIA, SUBSEQUENT ENCOUNTER FOR OPEN FRACTURE TYPE IIIA, IIIB, OR IIIC WITH NONUNION	S82292N
DX_FRACTURE	FRACTURES	DX10	S82.292P	OTHER FRACTURE OF SHAFT OF LEFT TIBIA, SUBSEQUENT ENCOUNTER FOR CLOSED FRACTURE WITH MALUNION	S82292P
DX_FRACTURE	FRACTURES	DX10	S82.292Q	OTHER FRACTURE OF SHAFT OF LEFT TIBIA, SUBSEQUENT ENCOUNTER FOR OPEN FRACTURE TYPE I OR II WITH MALUNION	S82292Q
DX_FRACTURE	FRACTURES	DX10	S82.292R	OTHER FRACTURE OF SHAFT OF LEFT TIBIA, SUBSEQUENT ENCOUNTER FOR OPEN FRACTURE TYPE IIIA, IIIB, OR IIIC WITH MALUNION	S82292R
DX_FRACTURE	FRACTURES	DX10	S82.292S	OTHER FRACTURE OF SHAFT OF LEFT TIBIA, SEQUELA	S82292S
DX_FRACTURE	FRACTURES	DX10	S82.299	OTHER FRACTURE OF SHAFT OF UNSPECIFIED TIBIA	S82299
DX_FRACTURE	FRACTURES	DX10	S82.299A	OTHER FRACTURE OF SHAFT OF UNSPECIFIED TIBIA, INITIAL ENCOUNTER FOR CLOSED FRACTURE	S82299A
DX_FRACTURE	FRACTURES	DX10	S82.299B	OTHER FRACTURE OF SHAFT OF UNSPECIFIED TIBIA, INITIAL ENCOUNTER FOR OPEN FRACTURE TYPE I OR II	S82299B
DX_FRACTURE	FRACTURES	DX10	S82.299C	OTHER FRACTURE OF SHAFT OF UNSPECIFIED TIBIA, INITIAL ENCOUNTER FOR OPEN FRACTURE TYPE IIIA, IIIB, OR IIIC	S82299C
DX_FRACTURE	FRACTURES	DX10	S82.299D	OTHER FRACTURE OF SHAFT OF UNSPECIFIED TIBIA, SUBSEQUENT ENCOUNTER FOR CLOSED FRACTURE WITH ROUTINE HEALING	S82299D
DX_FRACTURE	FRACTURES	DX10	S82.299E	OTHER FRACTURE OF SHAFT OF UNSPECIFIED TIBIA, SUBSEQUENT ENCOUNTER FOR OPEN FRACTURE TYPE I OR II WITH ROUTINE HEALING	S82299E
DX_FRACTURE	FRACTURES	DX10	S82.299F	OTHER FRACTURE OF SHAFT OF UNSPECIFIED TIBIA, SUBSEQUENT ENCOUNTER FOR OPEN FRACTURE TYPE IIIA, IIIB, OR IIIC WITH ROUTINE HEALING	S82299F
DX_FRACTURE	FRACTURES	DX10	S82.299G	OTHER FRACTURE OF SHAFT OF UNSPECIFIED TIBIA, SUBSEQUENT ENCOUNTER FOR CLOSED FRACTURE WITH DELAYED HEALING	S82299G
DX_FRACTURE	FRACTURES	DX10	S82.299H	OTHER FRACTURE OF SHAFT OF UNSPECIFIED TIBIA, SUBSEQUENT ENCOUNTER FOR OPEN FRACTURE TYPE I OR II WITH DELAYED HEALING	S82299H
DX_FRACTURE	FRACTURES	DX10	S82.299J	OTHER FRACTURE OF SHAFT OF UNSPECIFIED TIBIA, SUBSEQUENT ENCOUNTER FOR OPEN FRACTURE TYPE IIIA, IIIB, OR IIIC WITH DELAYED HEALING	S82299J
DX_FRACTURE	FRACTURES	DX10	S82.299K	OTHER FRACTURE OF SHAFT OF UNSPECIFIED TIBIA, SUBSEQUENT ENCOUNTER FOR CLOSED FRACTURE WITH NONUNION	S82299K
DX_FRACTURE	FRACTURES	DX10	S82.299M	OTHER FRACTURE OF SHAFT OF UNSPECIFIED TIBIA, SUBSEQUENT ENCOUNTER FOR OPEN FRACTURE TYPE I OR II WITH NONUNION	S82299M
DX_FRACTURE	FRACTURES	DX10	S82.299N	OTHER FRACTURE OF SHAFT OF UNSPECIFIED TIBIA, SUBSEQUENT ENCOUNTER FOR OPEN FRACTURE TYPE IIIA, IIIB, OR IIIC WITH NONUNION	S82299N
DX_FRACTURE	FRACTURES	DX10	S82.299P	OTHER FRACTURE OF SHAFT OF UNSPECIFIED TIBIA, SUBSEQUENT ENCOUNTER FOR CLOSED FRACTURE WITH MALUNION	S82299P
DX_FRACTURE	FRACTURES	DX10	S82.299Q	OTHER FRACTURE OF SHAFT OF UNSPECIFIED TIBIA, SUBSEQUENT ENCOUNTER FOR OPEN FRACTURE TYPE I OR II WITH MALUNION	S82299Q
DX_FRACTURE	FRACTURES	DX10	S82.299R	OTHER FRACTURE OF SHAFT OF UNSPECIFIED TIBIA, SUBSEQUENT ENCOUNTER FOR OPEN FRACTURE TYPE IIIA, IIIB, OR IIIC WITH MALUNION	S82299R
DX_FRACTURE	FRACTURES	DX10	S82.299S	OTHER FRACTURE OF SHAFT OF UNSPECIFIED TIBIA, SEQUELA	S82299S
DX_FRACTURE	FRACTURES	DX10	S82.3	FRACTURE OF LOWER END OF TIBIA	S823
DX_FRACTURE	FRACTURES	DX10	S82.30	UNSPECIFIED FRACTURE OF LOWER END OF TIBIA	S8230
DX_FRACTURE	FRACTURES	DX10	S82.301	UNSPECIFIED FRACTURE OF LOWER END OF RIGHT TIBIA	S82301

Boehringer Ingelheim
Statistical and Epidemiological Analysis Plan (SEAP) for Non-Interventional Study
(NIS)
BI Study Number 1245-0228

Proprietary confidential information © 2023 Boehringer Ingelheim International GmbH or one or more of its affiliated companies

DX_FRACTURE	FRACTURES	DX10	S82.301A	UNSPECIFIED FRACTURE OF LOWER END OF RIGHT TIBIA, INITIAL ENCOUNTER FOR CLOSED FRACTURE	S82301A
DX_FRACTURE	FRACTURES	DX10	S82.301B	UNSPECIFIED FRACTURE OF LOWER END OF RIGHT TIBIA, INITIAL ENCOUNTER FOR OPEN FRACTURE TYPE I OR II	S82301B
DX_FRACTURE	FRACTURES	DX10	S82.301C	UNSPECIFIED FRACTURE OF LOWER END OF RIGHT TIBIA, INITIAL ENCOUNTER FOR OPEN FRACTURE TYPE IIIA, IIIB, OR IIIC	S82301C
DX_FRACTURE	FRACTURES	DX10	S82.301D	UNSPECIFIED FRACTURE OF LOWER END OF RIGHT TIBIA, SUBSEQUENT ENCOUNTER FOR CLOSED FRACTURE WITH ROUTINE HEALING	S82301D
DX_FRACTURE	FRACTURES	DX10	S82.301E	UNSPECIFIED FRACTURE OF LOWER END OF RIGHT TIBIA, SUBSEQUENT ENCOUNTER FOR OPEN FRACTURE TYPE I OR II WITH ROUTINE HEALING	S82301E
DX_FRACTURE	FRACTURES	DX10	S82.301F	UNSPECIFIED FRACTURE OF LOWER END OF RIGHT TIBIA, SUBSEQUENT ENCOUNTER FOR OPEN FRACTURE TYPE IIIA, IIIB, OR IIIC WITH ROUTINE HEALING	S82301F
DX_FRACTURE	FRACTURES	DX10	S82.301G	UNSPECIFIED FRACTURE OF LOWER END OF RIGHT TIBIA, SUBSEQUENT ENCOUNTER FOR CLOSED FRACTURE WITH DELAYED HEALING	S82301G
DX_FRACTURE	FRACTURES	DX10	S82.301H	UNSPECIFIED FRACTURE OF LOWER END OF RIGHT TIBIA, SUBSEQUENT ENCOUNTER FOR OPEN FRACTURE TYPE I OR II WITH DELAYED HEALING	S82301H
DX_FRACTURE	FRACTURES	DX10	S82.301J	UNSPECIFIED FRACTURE OF LOWER END OF RIGHT TIBIA, SUBSEQUENT ENCOUNTER FOR OPEN FRACTURE TYPE IIIA, IIIB, OR IIIC WITH DELAYED HEALING	S82301J
DX_FRACTURE	FRACTURES	DX10	S82.301K	UNSPECIFIED FRACTURE OF LOWER END OF RIGHT TIBIA, SUBSEQUENT ENCOUNTER FOR CLOSED FRACTURE WITH NONUNION	S82301K
DX_FRACTURE	FRACTURES	DX10	S82.301M	UNSPECIFIED FRACTURE OF LOWER END OF RIGHT TIBIA, SUBSEQUENT ENCOUNTER FOR OPEN FRACTURE TYPE I OR II WITH NONUNION	S82301M
DX_FRACTURE	FRACTURES	DX10	S82.301N	UNSPECIFIED FRACTURE OF LOWER END OF RIGHT TIBIA, SUBSEQUENT ENCOUNTER FOR OPEN FRACTURE TYPE IIIA, IIIB, OR IIIC WITH NONUNION	S82301N
DX_FRACTURE	FRACTURES	DX10	S82.301P	UNSPECIFIED FRACTURE OF LOWER END OF RIGHT TIBIA, SUBSEQUENT ENCOUNTER FOR CLOSED FRACTURE WITH MALUNION	S82301P
DX_FRACTURE	FRACTURES	DX10	S82.301Q	UNSPECIFIED FRACTURE OF LOWER END OF RIGHT TIBIA, SUBSEQUENT ENCOUNTER FOR OPEN FRACTURE TYPE I OR II WITH MALUNION	S82301Q
DX_FRACTURE	FRACTURES	DX10	S82.301R	UNSPECIFIED FRACTURE OF LOWER END OF RIGHT TIBIA, SUBSEQUENT ENCOUNTER FOR OPEN FRACTURE TYPE IIIA, IIIB, OR IIIC WITH MALUNION	S82301R
DX_FRACTURE	FRACTURES	DX10	S82.301S	UNSPECIFIED FRACTURE OF LOWER END OF RIGHT TIBIA, SEQUELA	S82301S
DX_FRACTURE	FRACTURES	DX10	S82.302	UNSPECIFIED FRACTURE OF LOWER END OF LEFT TIBIA	S82302
DX_FRACTURE	FRACTURES	DX10	S82.302A	UNSPECIFIED FRACTURE OF LOWER END OF LEFT TIBIA, INITIAL ENCOUNTER FOR CLOSED FRACTURE	S82302A
DX_FRACTURE	FRACTURES	DX10	S82.302B	UNSPECIFIED FRACTURE OF LOWER END OF LEFT TIBIA, INITIAL ENCOUNTER FOR OPEN FRACTURE TYPE I OR II	S82302B
DX_FRACTURE	FRACTURES	DX10	S82.302C	UNSPECIFIED FRACTURE OF LOWER END OF LEFT TIBIA, INITIAL ENCOUNTER FOR OPEN FRACTURE TYPE IIIA, IIIB, OR IIIC	S82302C
DX_FRACTURE	FRACTURES	DX10	S82.302D	UNSPECIFIED FRACTURE OF LOWER END OF LEFT TIBIA, SUBSEQUENT ENCOUNTER FOR CLOSED FRACTURE WITH ROUTINE HEALING	S82302D
DX_FRACTURE	FRACTURES	DX10	S82.302E	UNSPECIFIED FRACTURE OF LOWER END OF LEFT TIBIA, SUBSEQUENT ENCOUNTER FOR OPEN FRACTURE TYPE I OR II WITH ROUTINE HEALING	S82302E
DX_FRACTURE	FRACTURES	DX10	S82.302F	UNSPECIFIED FRACTURE OF LOWER END OF LEFT TIBIA, SUBSEQUENT ENCOUNTER FOR OPEN FRACTURE TYPE IIIA, IIIB, OR IIIC WITH ROUTINE HEALING	S82302F
DX_FRACTURE	FRACTURES	DX10	S82.302G	UNSPECIFIED FRACTURE OF LOWER END OF LEFT TIBIA, SUBSEQUENT ENCOUNTER FOR CLOSED FRACTURE WITH DELAYED HEALING	S82302G
DX_FRACTURE	FRACTURES	DX10	S82.302H	UNSPECIFIED FRACTURE OF LOWER END OF LEFT TIBIA, SUBSEQUENT ENCOUNTER FOR OPEN FRACTURE TYPE I OR II WITH DELAYED HEALING	S82302H
DX_FRACTURE	FRACTURES	DX10	S82.302J	UNSPECIFIED FRACTURE OF LOWER END OF LEFT TIBIA, SUBSEQUENT ENCOUNTER FOR OPEN FRACTURE TYPE IIIA, IIIB, OR IIIC WITH DELAYED HEALING	S82302J
DX_FRACTURE	FRACTURES	DX10	S82.302K	UNSPECIFIED FRACTURE OF LOWER END OF LEFT TIBIA, SUBSEQUENT ENCOUNTER FOR CLOSED FRACTURE WITH NONUNION	S82302K
DX_FRACTURE	FRACTURES	DX10	S82.302M	UNSPECIFIED FRACTURE OF LOWER END OF LEFT TIBIA, SUBSEQUENT ENCOUNTER FOR OPEN FRACTURE TYPE I OR II WITH NONUNION	S82302M
DX_FRACTURE	FRACTURES	DX10	S82.302N	UNSPECIFIED FRACTURE OF LOWER END OF LEFT TIBIA, SUBSEQUENT ENCOUNTER FOR OPEN FRACTURE TYPE IIIA, IIIB, OR IIIC WITH NONUNION	S82302N
DX_FRACTURE	FRACTURES	DX10	S82.302P	UNSPECIFIED FRACTURE OF LOWER END OF LEFT TIBIA, SUBSEQUENT ENCOUNTER FOR CLOSED FRACTURE WITH MALUNION	S82302P
DX_FRACTURE	FRACTURES	DX10	S82.302Q	UNSPECIFIED FRACTURE OF LOWER END OF LEFT TIBIA, SUBSEQUENT ENCOUNTER FOR OPEN FRACTURE TYPE I OR II WITH MALUNION	S82302Q
DX_FRACTURE	FRACTURES	DX10	S82.302R	UNSPECIFIED FRACTURE OF LOWER END OF LEFT TIBIA, SUBSEQUENT ENCOUNTER FOR OPEN FRACTURE TYPE IIIA, IIIB, OR IIIC WITH MALUNION	S82302R
DX_FRACTURE	FRACTURES	DX10	S82.302S	UNSPECIFIED FRACTURE OF LOWER END OF LEFT TIBIA, SEQUELA	S82302S
DX_FRACTURE	FRACTURES	DX10	S82.309	UNSPECIFIED FRACTURE OF LOWER END OF UNSPECIFIED TIBIA	S82309
DX_FRACTURE	FRACTURES	DX10	S82.309A	UNSPECIFIED FRACTURE OF LOWER END OF UNSPECIFIED TIBIA, INITIAL ENCOUNTER FOR CLOSED FRACTURE	S82309A
DX_FRACTURE	FRACTURES	DX10	S82.309B	UNSPECIFIED FRACTURE OF LOWER END OF UNSPECIFIED TIBIA, INITIAL ENCOUNTER FOR OPEN FRACTURE TYPE I OR II	S82309B
DX_FRACTURE	FRACTURES	DX10	S82.309C	UNSPECIFIED FRACTURE OF LOWER END OF UNSPECIFIED TIBIA, INITIAL ENCOUNTER FOR OPEN FRACTURE TYPE IIIA, IIIB, OR IIIC	S82309C
DX_FRACTURE	FRACTURES	DX10	S82.309D	UNSPECIFIED FRACTURE OF LOWER END OF UNSPECIFIED TIBIA, SUBSEQUENT ENCOUNTER FOR CLOSED FRACTURE WITH ROUTINE HEALING	S82309D
DX_FRACTURE	FRACTURES	DX10	S82.309E	UNSPECIFIED FRACTURE OF LOWER END OF UNSPECIFIED TIBIA, SUBSEQUENT ENCOUNTER FOR OPEN FRACTURE TYPE I OR II WITH ROUTINE HEALING	S82309E
DX_FRACTURE	FRACTURES	DX10	S82.309F	UNSPECIFIED FRACTURE OF LOWER END OF UNSPECIFIED TIBIA, SUBSEQUENT ENCOUNTER FOR OPEN FRACTURE TYPE IIIA, IIIB, OR IIIC WITH ROUTINE HEALING	S82309F
DX_FRACTURE	FRACTURES	DX10	S82.309G	UNSPECIFIED FRACTURE OF LOWER END OF UNSPECIFIED TIBIA, SUBSEQUENT ENCOUNTER FOR CLOSED FRACTURE WITH DELAYED HEALING	S82309G
DX_FRACTURE	FRACTURES	DX10	S82.309H	UNSPECIFIED FRACTURE OF LOWER END OF UNSPECIFIED TIBIA, SUBSEQUENT ENCOUNTER FOR OPEN FRACTURE TYPE I OR II WITH DELAYED HEALING	S82309H
DX_FRACTURE	FRACTURES	DX10	S82.309J	UNSPECIFIED FRACTURE OF LOWER END OF UNSPECIFIED TIBIA, SUBSEQUENT ENCOUNTER FOR OPEN FRACTURE TYPE IIIA, IIIB, OR IIIC WITH DELAYED HEALING	S82309J
DX_FRACTURE	FRACTURES	DX10	S82.309K	UNSPECIFIED FRACTURE OF LOWER END OF UNSPECIFIED TIBIA, SUBSEQUENT ENCOUNTER FOR CLOSED FRACTURE WITH NONUNION	S82309K
DX_FRACTURE	FRACTURES	DX10	S82.309M	UNSPECIFIED FRACTURE OF LOWER END OF UNSPECIFIED TIBIA, SUBSEQUENT ENCOUNTER FOR OPEN FRACTURE TYPE I OR II WITH NONUNION	S82309M
DX_FRACTURE	FRACTURES	DX10	S82.309N	UNSPECIFIED FRACTURE OF LOWER END OF UNSPECIFIED TIBIA, SUBSEQUENT ENCOUNTER FOR OPEN FRACTURE TYPE IIIA, IIIB, OR IIIC WITH NONUNION	S82309N
DX_FRACTURE	FRACTURES	DX10	S82.309P	UNSPECIFIED FRACTURE OF LOWER END OF UNSPECIFIED TIBIA, SUBSEQUENT ENCOUNTER FOR CLOSED FRACTURE WITH MALUNION	S82309P
DX_FRACTURE	FRACTURES	DX10	S82.309Q	UNSPECIFIED FRACTURE OF LOWER END OF UNSPECIFIED TIBIA, SUBSEQUENT ENCOUNTER FOR OPEN FRACTURE TYPE I OR II WITH MALUNION	S82309Q
DX_FRACTURE	FRACTURES	DX10	S82.309R	UNSPECIFIED FRACTURE OF LOWER END OF UNSPECIFIED TIBIA, SUBSEQUENT ENCOUNTER FOR OPEN FRACTURE TYPE IIIA, IIIB, OR IIIC WITH MALUNION	S82309R
DX_FRACTURE	FRACTURES	DX10	S82.309S	UNSPECIFIED FRACTURE OF LOWER END OF UNSPECIFIED TIBIA, SEQUELA	S82309S
DX_FRACTURE	FRACTURES	DX10	S82.31	TORUS FRACTURE OF LOWER END OF TIBIA	S8231
DX_FRACTURE	FRACTURES	DX10	S82.311	TORUS FRACTURE OF LOWER END OF RIGHT TIBIA	S82311

Boehringer Ingelheim
Statistical and Epidemiological Analysis Plan (SEAP) for Non-Interventional Study
(NIS)
BI Study Number 1245-0228

Proprietary confidential information © 2023 Boehringer Ingelheim International GmbH or one or more of its affiliated companies

DX_FRACTURE	FRACTURES	DX10	S82.311A	TORUS FRACTURE OF LOWER END OF RIGHT TIBIA, INITIAL ENCOUNTER FOR CLOSED FRACTURE	S82311A
DX_FRACTURE	FRACTURES	DX10	S82.311D	TORUS FRACTURE OF LOWER END OF RIGHT TIBIA, SUBSEQUENT ENCOUNTER FOR FRACTURE WITH ROUTINE HEALING	S82311D
DX_FRACTURE	FRACTURES	DX10	S82.311G	TORUS FRACTURE OF LOWER END OF RIGHT TIBIA, SUBSEQUENT ENCOUNTER FOR FRACTURE WITH DELAYED HEALING	S82311G
DX_FRACTURE	FRACTURES	DX10	S82.311K	TORUS FRACTURE OF LOWER END OF RIGHT TIBIA, SUBSEQUENT ENCOUNTER FOR FRACTURE WITH NONUNION	S82311K
DX_FRACTURE	FRACTURES	DX10	S82.311P	TORUS FRACTURE OF LOWER END OF RIGHT TIBIA, SUBSEQUENT ENCOUNTER FOR FRACTURE WITH MALUNION	S82311P
DX_FRACTURE	FRACTURES	DX10	S82.311S	TORUS FRACTURE OF LOWER END OF RIGHT TIBIA, SEQUELA	S82311S
DX_FRACTURE	FRACTURES	DX10	S82.312	TORUS FRACTURE OF LOWER END OF LEFT TIBIA	S82312
DX_FRACTURE	FRACTURES	DX10	S82.312A	TORUS FRACTURE OF LOWER END OF LEFT TIBIA, INITIAL ENCOUNTER FOR CLOSED FRACTURE	S82312A
DX_FRACTURE	FRACTURES	DX10	S82.312D	TORUS FRACTURE OF LOWER END OF LEFT TIBIA, SUBSEQUENT ENCOUNTER FOR FRACTURE WITH ROUTINE HEALING	S82312D
DX_FRACTURE	FRACTURES	DX10	S82.312G	TORUS FRACTURE OF LOWER END OF LEFT TIBIA, SUBSEQUENT ENCOUNTER FOR FRACTURE WITH DELAYED HEALING	S82312G
DX_FRACTURE	FRACTURES	DX10	S82.312K	TORUS FRACTURE OF LOWER END OF LEFT TIBIA, SUBSEQUENT ENCOUNTER FOR FRACTURE WITH NONUNION	S82312K
DX_FRACTURE	FRACTURES	DX10	S82.312P	TORUS FRACTURE OF LOWER END OF LEFT TIBIA, SUBSEQUENT ENCOUNTER FOR FRACTURE WITH MALUNION	S82312P
DX_FRACTURE	FRACTURES	DX10	S82.312S	TORUS FRACTURE OF LOWER END OF LEFT TIBIA, SEQUELA	S82312S
DX_FRACTURE	FRACTURES	DX10	S82.319	TORUS FRACTURE OF LOWER END OF UNSPECIFIED TIBIA	S82319
DX_FRACTURE	FRACTURES	DX10	S82.319A	TORUS FRACTURE OF LOWER END OF UNSPECIFIED TIBIA, INITIAL ENCOUNTER FOR CLOSED FRACTURE	S82319A
DX_FRACTURE	FRACTURES	DX10	S82.319D	TORUS FRACTURE OF LOWER END OF UNSPECIFIED TIBIA, SUBSEQUENT ENCOUNTER FOR FRACTURE WITH ROUTINE HEALING	S82319D
DX_FRACTURE	FRACTURES	DX10	S82.319G	TORUS FRACTURE OF LOWER END OF UNSPECIFIED TIBIA, SUBSEQUENT ENCOUNTER FOR FRACTURE WITH DELAYED HEALING	S82319G
DX_FRACTURE	FRACTURES	DX10	S82.319K	TORUS FRACTURE OF LOWER END OF UNSPECIFIED TIBIA, SUBSEQUENT ENCOUNTER FOR FRACTURE WITH NONUNION	S82319K
DX_FRACTURE	FRACTURES	DX10	S82.319P	TORUS FRACTURE OF LOWER END OF UNSPECIFIED TIBIA, SUBSEQUENT ENCOUNTER FOR FRACTURE WITH MALUNION	S82319P
DX_FRACTURE	FRACTURES	DX10	S82.319S	TORUS FRACTURE OF LOWER END OF UNSPECIFIED TIBIA, SEQUELA	S82319S
DX_FRACTURE	FRACTURES	DX10	S82.39	OTHER FRACTURE OF LOWER END OF TIBIA	S8239
DX_FRACTURE	FRACTURES	DX10	S82.391	OTHER FRACTURE OF LOWER END OF RIGHT TIBIA	S82391
DX_FRACTURE	FRACTURES	DX10	S82.391A	OTHER FRACTURE OF LOWER END OF RIGHT TIBIA, INITIAL ENCOUNTER FOR CLOSED FRACTURE	S82391A
DX_FRACTURE	FRACTURES	DX10	S82.391B	OTHER FRACTURE OF LOWER END OF RIGHT TIBIA, INITIAL ENCOUNTER FOR OPEN FRACTURE TYPE I OR II	S82391B
DX_FRACTURE	FRACTURES	DX10	S82.391C	OTHER FRACTURE OF LOWER END OF RIGHT TIBIA, INITIAL ENCOUNTER FOR OPEN FRACTURE TYPE IIIA, IIIB, OR IIIC	S82391C
DX_FRACTURE	FRACTURES	DX10	S82.391D	OTHER FRACTURE OF LOWER END OF RIGHT TIBIA, SUBSEQUENT ENCOUNTER FOR CLOSED FRACTURE WITH ROUTINE HEALING	S82391D
DX_FRACTURE	FRACTURES	DX10	S82.391E	OTHER FRACTURE OF LOWER END OF RIGHT TIBIA, SUBSEQUENT ENCOUNTER FOR OPEN FRACTURE TYPE I OR II WITH ROUTINE HEALING	S82391E
DX_FRACTURE	FRACTURES	DX10	S82.391F	OTHER FRACTURE OF LOWER END OF RIGHT TIBIA, SUBSEQUENT ENCOUNTER FOR OPEN FRACTURE TYPE IIIA, IIIB, OR IIIC WITH ROUTINE HEALING	S82391F
DX_FRACTURE	FRACTURES	DX10	S82.391G	OTHER FRACTURE OF LOWER END OF RIGHT TIBIA, SUBSEQUENT ENCOUNTER FOR CLOSED FRACTURE WITH DELAYED HEALING	S82391G
DX_FRACTURE	FRACTURES	DX10	S82.391H	OTHER FRACTURE OF LOWER END OF RIGHT TIBIA, SUBSEQUENT ENCOUNTER FOR OPEN FRACTURE TYPE I OR II WITH DELAYED HEALING	S82391H
DX_FRACTURE	FRACTURES	DX10	S82.391J	OTHER FRACTURE OF LOWER END OF RIGHT TIBIA, SUBSEQUENT ENCOUNTER FOR OPEN FRACTURE TYPE IIIA, IIIB, OR IIIC WITH DELAYED HEALING	S82391J
DX_FRACTURE	FRACTURES	DX10	S82.391K	OTHER FRACTURE OF LOWER END OF RIGHT TIBIA, SUBSEQUENT ENCOUNTER FOR CLOSED FRACTURE WITH NONUNION	S82391K
DX_FRACTURE	FRACTURES	DX10	S82.391M	OTHER FRACTURE OF LOWER END OF RIGHT TIBIA, SUBSEQUENT ENCOUNTER FOR OPEN FRACTURE TYPE I OR II WITH NONUNION	S82391M
DX_FRACTURE	FRACTURES	DX10	S82.391N	OTHER FRACTURE OF LOWER END OF RIGHT TIBIA, SUBSEQUENT ENCOUNTER FOR OPEN FRACTURE TYPE IIIA, IIIB, OR IIIC WITH NONUNION	S82391N
DX_FRACTURE	FRACTURES	DX10	S82.391P	OTHER FRACTURE OF LOWER END OF RIGHT TIBIA, SUBSEQUENT ENCOUNTER FOR CLOSED FRACTURE WITH MALUNION	S82391P
DX_FRACTURE	FRACTURES	DX10	S82.391Q	OTHER FRACTURE OF LOWER END OF RIGHT TIBIA, SUBSEQUENT ENCOUNTER FOR OPEN FRACTURE TYPE I OR II WITH MALUNION	S82391Q
DX_FRACTURE	FRACTURES	DX10	S82.391R	OTHER FRACTURE OF LOWER END OF RIGHT TIBIA, SUBSEQUENT ENCOUNTER FOR OPEN FRACTURE TYPE IIIA, IIIB, OR IIIC WITH MALUNION	S82391R
DX_FRACTURE	FRACTURES	DX10	S82.391S	OTHER FRACTURE OF LOWER END OF RIGHT TIBIA, SEQUELA	S82391S
DX_FRACTURE	FRACTURES	DX10	S82.392	OTHER FRACTURE OF LOWER END OF LEFT TIBIA	S82392
DX_FRACTURE	FRACTURES	DX10	S82.392A	OTHER FRACTURE OF LOWER END OF LEFT TIBIA, INITIAL ENCOUNTER FOR CLOSED FRACTURE	S82392A
DX_FRACTURE	FRACTURES	DX10	S82.392B	OTHER FRACTURE OF LOWER END OF LEFT TIBIA, INITIAL ENCOUNTER FOR OPEN FRACTURE TYPE I OR II	S82392B
DX_FRACTURE	FRACTURES	DX10	S82.392C	OTHER FRACTURE OF LOWER END OF LEFT TIBIA, INITIAL ENCOUNTER FOR OPEN FRACTURE TYPE IIIA, IIIB, OR IIIC	S82392C
DX_FRACTURE	FRACTURES	DX10	S82.392D	OTHER FRACTURE OF LOWER END OF LEFT TIBIA, SUBSEQUENT ENCOUNTER FOR CLOSED FRACTURE WITH ROUTINE HEALING	S82392D
DX_FRACTURE	FRACTURES	DX10	S82.392E	OTHER FRACTURE OF LOWER END OF LEFT TIBIA, SUBSEQUENT ENCOUNTER FOR OPEN FRACTURE TYPE I OR II WITH ROUTINE HEALING	S82392E
DX_FRACTURE	FRACTURES	DX10	S82.392F	OTHER FRACTURE OF LOWER END OF LEFT TIBIA, SUBSEQUENT ENCOUNTER FOR OPEN FRACTURE TYPE IIIA, IIIB, OR IIIC WITH ROUTINE HEALING	S82392F
DX_FRACTURE	FRACTURES	DX10	S82.392G	OTHER FRACTURE OF LOWER END OF LEFT TIBIA, SUBSEQUENT ENCOUNTER FOR CLOSED FRACTURE WITH DELAYED HEALING	S82392G
DX_FRACTURE	FRACTURES	DX10	S82.392H	OTHER FRACTURE OF LOWER END OF LEFT TIBIA, SUBSEQUENT ENCOUNTER FOR OPEN FRACTURE TYPE I OR II WITH DELAYED HEALING	S82392H
DX_FRACTURE	FRACTURES	DX10	S82.392J	OTHER FRACTURE OF LOWER END OF LEFT TIBIA, SUBSEQUENT ENCOUNTER FOR OPEN FRACTURE TYPE IIIA, IIIB, OR IIIC WITH DELAYED HEALING	S82392J
DX_FRACTURE	FRACTURES	DX10	S82.392K	OTHER FRACTURE OF LOWER END OF LEFT TIBIA, SUBSEQUENT ENCOUNTER FOR CLOSED FRACTURE WITH NONUNION	S82392K
DX_FRACTURE	FRACTURES	DX10	S82.392M	OTHER FRACTURE OF LOWER END OF LEFT TIBIA, SUBSEQUENT ENCOUNTER FOR OPEN FRACTURE TYPE I OR II WITH NONUNION	S82392M
DX_FRACTURE	FRACTURES	DX10	S82.392N	OTHER FRACTURE OF LOWER END OF LEFT TIBIA, SUBSEQUENT ENCOUNTER FOR OPEN FRACTURE TYPE IIIA, IIIB, OR IIIC WITH NONUNION	S82392N
DX_FRACTURE	FRACTURES	DX10	S82.392P	OTHER FRACTURE OF LOWER END OF LEFT TIBIA, SUBSEQUENT ENCOUNTER FOR CLOSED FRACTURE WITH MALUNION	S82392P
DX_FRACTURE	FRACTURES	DX10	S82.392Q	OTHER FRACTURE OF LOWER END OF LEFT TIBIA, SUBSEQUENT ENCOUNTER FOR OPEN FRACTURE TYPE I OR II WITH MALUNION	S82392Q

Boehringer Ingelheim
Statistical and Epidemiological Analysis Plan (SEAP) for Non-Interventional Study
(NIS)
BI Study Number 1245-0228

Proprietary confidential information © 2023 Boehringer Ingelheim International GmbH or one or more of its affiliated companies

DX_FRACTURE	FRACTURES	DX10	S82.392R	OTHER FRACTURE OF LOWER END OF LEFT TIBIA, SUBSEQUENT ENCOUNTER FOR OPEN FRACTURE TYPE IIIA, IIIB, OR IIIC WITH MALUNION	S82392R
DX_FRACTURE	FRACTURES	DX10	S82.392S	OTHER FRACTURE OF LOWER END OF LEFT TIBIA, SEQUELA	S82392S
DX_FRACTURE	FRACTURES	DX10	S82.399	OTHER FRACTURE OF LOWER END OF UNSPECIFIED TIBIA	S82399
DX_FRACTURE	FRACTURES	DX10	S82.399A	OTHER FRACTURE OF LOWER END OF UNSPECIFIED TIBIA, INITIAL ENCOUNTER FOR CLOSED FRACTURE	S82399A
DX_FRACTURE	FRACTURES	DX10	S82.399B	OTHER FRACTURE OF LOWER END OF UNSPECIFIED TIBIA, INITIAL ENCOUNTER FOR OPEN FRACTURE TYPE I OR II	S82399B
DX_FRACTURE	FRACTURES	DX10	S82.399C	OTHER FRACTURE OF LOWER END OF UNSPECIFIED TIBIA, INITIAL ENCOUNTER FOR OPEN FRACTURE TYPE IIIA, IIIB, OR IIIC	S82399C
DX_FRACTURE	FRACTURES	DX10	S82.399D	OTHER FRACTURE OF LOWER END OF UNSPECIFIED TIBIA, SUBSEQUENT ENCOUNTER FOR CLOSED FRACTURE WITH ROUTINE HEALING	S82399D
DX_FRACTURE	FRACTURES	DX10	S82.399E	OTHER FRACTURE OF LOWER END OF UNSPECIFIED TIBIA, SUBSEQUENT ENCOUNTER FOR OPEN FRACTURE TYPE I OR II WITH ROUTINE HEALING	S82399E
DX_FRACTURE	FRACTURES	DX10	S82.399F	OTHER FRACTURE OF LOWER END OF UNSPECIFIED TIBIA, SUBSEQUENT ENCOUNTER FOR OPEN FRACTURE TYPE IIIA, IIIB, OR IIIC WITH ROUTINE HEALING	S82399F
DX_FRACTURE	FRACTURES	DX10	S82.399G	OTHER FRACTURE OF LOWER END OF UNSPECIFIED TIBIA, SUBSEQUENT ENCOUNTER FOR CLOSED FRACTURE WITH DELAYED HEALING	S82399G
DX_FRACTURE	FRACTURES	DX10	S82.399H	OTHER FRACTURE OF LOWER END OF UNSPECIFIED TIBIA, SUBSEQUENT ENCOUNTER FOR OPEN FRACTURE TYPE I OR II WITH DELAYED HEALING	S82399H
DX_FRACTURE	FRACTURES	DX10	S82.399J	OTHER FRACTURE OF LOWER END OF UNSPECIFIED TIBIA, SUBSEQUENT ENCOUNTER FOR OPEN FRACTURE TYPE IIIA, IIIB, OR IIIC WITH DELAYED HEALING	S82399J
DX_FRACTURE	FRACTURES	DX10	S82.399K	OTHER FRACTURE OF LOWER END OF UNSPECIFIED TIBIA, SUBSEQUENT ENCOUNTER FOR CLOSED FRACTURE WITH NONUNION	S82399K
DX_FRACTURE	FRACTURES	DX10	S82.399M	OTHER FRACTURE OF LOWER END OF UNSPECIFIED TIBIA, SUBSEQUENT ENCOUNTER FOR OPEN FRACTURE TYPE I OR II WITH NONUNION	S82399M
DX_FRACTURE	FRACTURES	DX10	S82.399N	OTHER FRACTURE OF LOWER END OF UNSPECIFIED TIBIA, SUBSEQUENT ENCOUNTER FOR OPEN FRACTURE TYPE IIIA, IIIB, OR IIIC WITH NONUNION	S82399N
DX_FRACTURE	FRACTURES	DX10	S82.399P	OTHER FRACTURE OF LOWER END OF UNSPECIFIED TIBIA, SUBSEQUENT ENCOUNTER FOR CLOSED FRACTURE WITH MALUNION	S82399P
DX_FRACTURE	FRACTURES	DX10	S82.399Q	OTHER FRACTURE OF LOWER END OF UNSPECIFIED TIBIA, SUBSEQUENT ENCOUNTER FOR OPEN FRACTURE TYPE I OR II WITH MALUNION	S82399Q
DX_FRACTURE	FRACTURES	DX10	S82.399R	OTHER FRACTURE OF LOWER END OF UNSPECIFIED TIBIA, SUBSEQUENT ENCOUNTER FOR OPEN FRACTURE TYPE IIIA, IIIB, OR IIIC WITH MALUNION	S82399R
DX_FRACTURE	FRACTURES	DX10	S82.399S	OTHER FRACTURE OF LOWER END OF UNSPECIFIED TIBIA, SEQUELA	S82399S
DX_FRACTURE	FRACTURES	DX10	S82.4	FRACTURE OF SHAFT OF FIBULA	S8240
DX_FRACTURE	FRACTURES	DX10	S82.40	UNSPECIFIED FRACTURE OF SHAFT OF FIBULA	S8240
DX_FRACTURE	FRACTURES	DX10	S82.401	UNSPECIFIED FRACTURE OF SHAFT OF RIGHT FIBULA	S82401
DX_FRACTURE	FRACTURES	DX10	S82.401A	UNSPECIFIED FRACTURE OF SHAFT OF RIGHT FIBULA, INITIAL ENCOUNTER FOR CLOSED FRACTURE	S82401A
DX_FRACTURE	FRACTURES	DX10	S82.401B	UNSPECIFIED FRACTURE OF SHAFT OF RIGHT FIBULA, INITIAL ENCOUNTER FOR OPEN FRACTURE TYPE I OR II	S82401B
DX_FRACTURE	FRACTURES	DX10	S82.401C	UNSPECIFIED FRACTURE OF SHAFT OF RIGHT FIBULA, INITIAL ENCOUNTER FOR OPEN FRACTURE TYPE IIIA, IIIB, OR IIIC	S82401C
DX_FRACTURE	FRACTURES	DX10	S82.401D	UNSPECIFIED FRACTURE OF SHAFT OF RIGHT FIBULA, SUBSEQUENT ENCOUNTER FOR CLOSED FRACTURE WITH ROUTINE HEALING	S82401D
DX_FRACTURE	FRACTURES	DX10	S82.401E	UNSPECIFIED FRACTURE OF SHAFT OF RIGHT FIBULA, SUBSEQUENT ENCOUNTER FOR OPEN FRACTURE TYPE I OR II WITH ROUTINE HEALING	S82401E
DX_FRACTURE	FRACTURES	DX10	S82.401F	UNSPECIFIED FRACTURE OF SHAFT OF RIGHT FIBULA, SUBSEQUENT ENCOUNTER FOR OPEN FRACTURE TYPE IIIA, IIIB, OR IIIC WITH ROUTINE HEALING	S82401F
DX_FRACTURE	FRACTURES	DX10	S82.401G	UNSPECIFIED FRACTURE OF SHAFT OF RIGHT FIBULA, SUBSEQUENT ENCOUNTER FOR CLOSED FRACTURE WITH DELAYED HEALING	S82401G
DX_FRACTURE	FRACTURES	DX10	S82.401H	UNSPECIFIED FRACTURE OF SHAFT OF RIGHT FIBULA, SUBSEQUENT ENCOUNTER FOR OPEN FRACTURE TYPE I OR II WITH DELAYED HEALING	S82401H
DX_FRACTURE	FRACTURES	DX10	S82.401J	UNSPECIFIED FRACTURE OF SHAFT OF RIGHT FIBULA, SUBSEQUENT ENCOUNTER FOR OPEN FRACTURE TYPE IIIA, IIIB, OR IIIC WITH DELAYED HEALING	S82401J
DX_FRACTURE	FRACTURES	DX10	S82.401K	UNSPECIFIED FRACTURE OF SHAFT OF RIGHT FIBULA, SUBSEQUENT ENCOUNTER FOR CLOSED FRACTURE WITH NONUNION	S82401K
DX_FRACTURE	FRACTURES	DX10	S82.401M	UNSPECIFIED FRACTURE OF SHAFT OF RIGHT FIBULA, SUBSEQUENT ENCOUNTER FOR OPEN FRACTURE TYPE I OR II WITH NONUNION	S82401M
DX_FRACTURE	FRACTURES	DX10	S82.401N	UNSPECIFIED FRACTURE OF SHAFT OF RIGHT FIBULA, SUBSEQUENT ENCOUNTER FOR OPEN FRACTURE TYPE IIIA, IIIB, OR IIIC WITH NONUNION	S82401N
DX_FRACTURE	FRACTURES	DX10	S82.401P	UNSPECIFIED FRACTURE OF SHAFT OF RIGHT FIBULA, SUBSEQUENT ENCOUNTER FOR CLOSED FRACTURE WITH MALUNION	S82401P
DX_FRACTURE	FRACTURES	DX10	S82.401Q	UNSPECIFIED FRACTURE OF SHAFT OF RIGHT FIBULA, SUBSEQUENT ENCOUNTER FOR OPEN FRACTURE TYPE I OR II WITH MALUNION	S82401Q
DX_FRACTURE	FRACTURES	DX10	S82.401R	UNSPECIFIED FRACTURE OF SHAFT OF RIGHT FIBULA, SUBSEQUENT ENCOUNTER FOR OPEN FRACTURE TYPE IIIA, IIIB, OR IIIC WITH MALUNION	S82401R
DX_FRACTURE	FRACTURES	DX10	S82.401S	UNSPECIFIED FRACTURE OF SHAFT OF RIGHT FIBULA, SEQUELA	S82401S
DX_FRACTURE	FRACTURES	DX10	S82.402	UNSPECIFIED FRACTURE OF SHAFT OF LEFT FIBULA	S82402
DX_FRACTURE	FRACTURES	DX10	S82.402A	UNSPECIFIED FRACTURE OF SHAFT OF LEFT FIBULA, INITIAL ENCOUNTER FOR CLOSED FRACTURE	S82402A
DX_FRACTURE	FRACTURES	DX10	S82.402B	UNSPECIFIED FRACTURE OF SHAFT OF LEFT FIBULA, INITIAL ENCOUNTER FOR OPEN FRACTURE TYPE I OR II	S82402B
DX_FRACTURE	FRACTURES	DX10	S82.402C	UNSPECIFIED FRACTURE OF SHAFT OF LEFT FIBULA, INITIAL ENCOUNTER FOR OPEN FRACTURE TYPE IIIA, IIIB, OR IIIC	S82402C
DX_FRACTURE	FRACTURES	DX10	S82.402D	UNSPECIFIED FRACTURE OF SHAFT OF LEFT FIBULA, SUBSEQUENT ENCOUNTER FOR CLOSED FRACTURE WITH ROUTINE HEALING	S82402D
DX_FRACTURE	FRACTURES	DX10	S82.402E	UNSPECIFIED FRACTURE OF SHAFT OF LEFT FIBULA, SUBSEQUENT ENCOUNTER FOR OPEN FRACTURE TYPE I OR II WITH ROUTINE HEALING	S82402E
DX_FRACTURE	FRACTURES	DX10	S82.402F	UNSPECIFIED FRACTURE OF SHAFT OF LEFT FIBULA, SUBSEQUENT ENCOUNTER FOR OPEN FRACTURE TYPE IIIA, IIIB, OR IIIC WITH ROUTINE HEALING	S82402F
DX_FRACTURE	FRACTURES	DX10	S82.402G	UNSPECIFIED FRACTURE OF SHAFT OF LEFT FIBULA, SUBSEQUENT ENCOUNTER FOR CLOSED FRACTURE WITH DELAYED HEALING	S82402G
DX_FRACTURE	FRACTURES	DX10	S82.402H	UNSPECIFIED FRACTURE OF SHAFT OF LEFT FIBULA, SUBSEQUENT ENCOUNTER FOR OPEN FRACTURE TYPE I OR II WITH DELAYED HEALING	S82402H
DX_FRACTURE	FRACTURES	DX10	S82.402J	UNSPECIFIED FRACTURE OF SHAFT OF LEFT FIBULA, SUBSEQUENT ENCOUNTER FOR OPEN FRACTURE TYPE IIIA, IIIB, OR IIIC WITH DELAYED HEALING	S82402J
DX_FRACTURE	FRACTURES	DX10	S82.402K	UNSPECIFIED FRACTURE OF SHAFT OF LEFT FIBULA, SUBSEQUENT ENCOUNTER FOR CLOSED FRACTURE WITH NONUNION	S82402K
DX_FRACTURE	FRACTURES	DX10	S82.402M	UNSPECIFIED FRACTURE OF SHAFT OF LEFT FIBULA, SUBSEQUENT ENCOUNTER FOR OPEN FRACTURE TYPE I OR II WITH NONUNION	S82402M
DX_FRACTURE	FRACTURES	DX10	S82.402N	UNSPECIFIED FRACTURE OF SHAFT OF LEFT FIBULA, SUBSEQUENT ENCOUNTER FOR OPEN FRACTURE TYPE IIIA, IIIB, OR IIIC WITH NONUNION	S82402N
DX_FRACTURE	FRACTURES	DX10	S82.402P	UNSPECIFIED FRACTURE OF SHAFT OF LEFT FIBULA, SUBSEQUENT ENCOUNTER FOR CLOSED FRACTURE WITH MALUNION	S82402P

Boehringer Ingelheim
Statistical and Epidemiological Analysis Plan (SEAP) for Non-Interventional Study
(NIS)
BI Study Number 1245-0228

Proprietary confidential information © 2023 Boehringer Ingelheim International GmbH or one or more of its affiliated companies

DX_FRACTURE	FRACTURES	DX10	S82.402Q	UNSPECIFIED FRACTURE OF SHAFT OF LEFT FIBULA, SUBSEQUENT ENCOUNTER FOR OPEN FRACTURE TYPE I OR II WITH MALUNION	S82402Q
DX_FRACTURE	FRACTURES	DX10	S82.402R	UNSPECIFIED FRACTURE OF SHAFT OF LEFT FIBULA, SUBSEQUENT ENCOUNTER FOR OPEN FRACTURE TYPE IIIA, IIIB, OR IIIC WITH MALUNION	S82402R
DX_FRACTURE	FRACTURES	DX10	S82.402S	UNSPECIFIED FRACTURE OF SHAFT OF LEFT FIBULA, SEQUELA	S82402S
DX_FRACTURE	FRACTURES	DX10	S82.409	UNSPECIFIED FRACTURE OF SHAFT OF UNSPECIFIED FIBULA	S82409
DX_FRACTURE	FRACTURES	DX10	S82.409A	UNSPECIFIED FRACTURE OF SHAFT OF UNSPECIFIED FIBULA, INITIAL ENCOUNTER FOR CLOSED FRACTURE	S82409A
DX_FRACTURE	FRACTURES	DX10	S82.409B	UNSPECIFIED FRACTURE OF SHAFT OF UNSPECIFIED FIBULA, INITIAL ENCOUNTER FOR OPEN FRACTURE TYPE I OR II	S82409B
DX_FRACTURE	FRACTURES	DX10	S82.409C	UNSPECIFIED FRACTURE OF SHAFT OF UNSPECIFIED FIBULA, INITIAL ENCOUNTER FOR OPEN FRACTURE TYPE IIIA, IIIB, OR IIIC	S82409C
DX_FRACTURE	FRACTURES	DX10	S82.409D	UNSPECIFIED FRACTURE OF SHAFT OF UNSPECIFIED FIBULA, SUBSEQUENT ENCOUNTER FOR CLOSED FRACTURE WITH ROUTINE HEALING	S82409D
DX_FRACTURE	FRACTURES	DX10	S82.409E	UNSPECIFIED FRACTURE OF SHAFT OF UNSPECIFIED FIBULA, SUBSEQUENT ENCOUNTER FOR OPEN FRACTURE TYPE I OR II WITH ROUTINE HEALING	S82409E
DX_FRACTURE	FRACTURES	DX10	S82.409F	UNSPECIFIED FRACTURE OF SHAFT OF UNSPECIFIED FIBULA, SUBSEQUENT ENCOUNTER FOR OPEN FRACTURE TYPE IIIA, IIIB, OR IIIC WITH ROUTINE HEALING	S82409F
DX_FRACTURE	FRACTURES	DX10	S82.409G	UNSPECIFIED FRACTURE OF SHAFT OF UNSPECIFIED FIBULA, SUBSEQUENT ENCOUNTER FOR CLOSED FRACTURE WITH DELAYED HEALING	S82409G
DX_FRACTURE	FRACTURES	DX10	S82.409H	UNSPECIFIED FRACTURE OF SHAFT OF UNSPECIFIED FIBULA, SUBSEQUENT ENCOUNTER FOR OPEN FRACTURE TYPE I OR II WITH DELAYED HEALING	S82409H
DX_FRACTURE	FRACTURES	DX10	S82.409J	UNSPECIFIED FRACTURE OF SHAFT OF UNSPECIFIED FIBULA, SUBSEQUENT ENCOUNTER FOR OPEN FRACTURE TYPE IIIA, IIIB, OR IIIC WITH DELAYED HEALING	S82409J
DX_FRACTURE	FRACTURES	DX10	S82.409K	UNSPECIFIED FRACTURE OF SHAFT OF UNSPECIFIED FIBULA, SUBSEQUENT ENCOUNTER FOR CLOSED FRACTURE WITH NONUNION	S82409K
DX_FRACTURE	FRACTURES	DX10	S82.409M	UNSPECIFIED FRACTURE OF SHAFT OF UNSPECIFIED FIBULA, SUBSEQUENT ENCOUNTER FOR OPEN FRACTURE TYPE I OR II WITH NONUNION	S82409M
DX_FRACTURE	FRACTURES	DX10	S82.409N	UNSPECIFIED FRACTURE OF SHAFT OF UNSPECIFIED FIBULA, SUBSEQUENT ENCOUNTER FOR OPEN FRACTURE TYPE IIIA, IIIB, OR IIIC WITH NONUNION	S82409N
DX_FRACTURE	FRACTURES	DX10	S82.409P	UNSPECIFIED FRACTURE OF SHAFT OF UNSPECIFIED FIBULA, SUBSEQUENT ENCOUNTER FOR CLOSED FRACTURE WITH MALUNION	S82409P
DX_FRACTURE	FRACTURES	DX10	S82.409Q	UNSPECIFIED FRACTURE OF SHAFT OF UNSPECIFIED FIBULA, SUBSEQUENT ENCOUNTER FOR OPEN FRACTURE TYPE I OR II WITH MALUNION	S82409Q
DX_FRACTURE	FRACTURES	DX10	S82.409R	UNSPECIFIED FRACTURE OF SHAFT OF UNSPECIFIED FIBULA, SUBSEQUENT ENCOUNTER FOR OPEN FRACTURE TYPE IIIA, IIIB, OR IIIC WITH MALUNION	S82409R
DX_FRACTURE	FRACTURES	DX10	S82.409S	UNSPECIFIED FRACTURE OF SHAFT OF UNSPECIFIED FIBULA, SEQUELA	S82409S
DX_FRACTURE	FRACTURES	DX10	S82.42	TRANSVERSE FRACTURE OF SHAFT OF FIBULA	S8242
DX_FRACTURE	FRACTURES	DX10	S82.421	DISPLACED TRANSVERSE FRACTURE OF SHAFT OF RIGHT FIBULA	S82421
DX_FRACTURE	FRACTURES	DX10	S82.421A	DISPLACED TRANSVERSE FRACTURE OF SHAFT OF RIGHT FIBULA, INITIAL ENCOUNTER FOR CLOSED FRACTURE	S82421A
DX_FRACTURE	FRACTURES	DX10	S82.421B	DISPLACED TRANSVERSE FRACTURE OF SHAFT OF RIGHT FIBULA, INITIAL ENCOUNTER FOR OPEN FRACTURE TYPE I OR II	S82421B
DX_FRACTURE	FRACTURES	DX10	S82.421C	DISPLACED TRANSVERSE FRACTURE OF SHAFT OF RIGHT FIBULA, INITIAL ENCOUNTER FOR OPEN FRACTURE TYPE IIIA, IIIB, OR IIIC	S82421C
DX_FRACTURE	FRACTURES	DX10	S82.421D	DISPLACED TRANSVERSE FRACTURE OF SHAFT OF RIGHT FIBULA, SUBSEQUENT ENCOUNTER FOR CLOSED FRACTURE WITH ROUTINE HEALING	S82421D
DX_FRACTURE	FRACTURES	DX10	S82.421E	DISPLACED TRANSVERSE FRACTURE OF SHAFT OF RIGHT FIBULA, SUBSEQUENT ENCOUNTER FOR OPEN FRACTURE TYPE I OR II WITH ROUTINE HEALING	S82421E
DX_FRACTURE	FRACTURES	DX10	S82.421F	DISPLACED TRANSVERSE FRACTURE OF SHAFT OF RIGHT FIBULA, SUBSEQUENT ENCOUNTER FOR OPEN FRACTURE TYPE IIIA, IIIB, OR IIIC WITH ROUTINE HEALING	S82421F
DX_FRACTURE	FRACTURES	DX10	S82.421G	DISPLACED TRANSVERSE FRACTURE OF SHAFT OF RIGHT FIBULA, SUBSEQUENT ENCOUNTER FOR CLOSED FRACTURE WITH DELAYED HEALING	S82421G
DX_FRACTURE	FRACTURES	DX10	S82.421H	DISPLACED TRANSVERSE FRACTURE OF SHAFT OF RIGHT FIBULA, SUBSEQUENT ENCOUNTER FOR OPEN FRACTURE TYPE I OR II WITH DELAYED HEALING	S82421H
DX_FRACTURE	FRACTURES	DX10	S82.421J	DISPLACED TRANSVERSE FRACTURE OF SHAFT OF RIGHT FIBULA, SUBSEQUENT ENCOUNTER FOR OPEN FRACTURE TYPE IIIA, IIIB, OR IIIC WITH DELAYED HEALING	S82421J
DX_FRACTURE	FRACTURES	DX10	S82.421K	DISPLACED TRANSVERSE FRACTURE OF SHAFT OF RIGHT FIBULA, SUBSEQUENT ENCOUNTER FOR CLOSED FRACTURE WITH NONUNION	S82421K
DX_FRACTURE	FRACTURES	DX10	S82.421M	DISPLACED TRANSVERSE FRACTURE OF SHAFT OF RIGHT FIBULA, SUBSEQUENT ENCOUNTER FOR OPEN FRACTURE TYPE I OR II WITH NONUNION	S82421M
DX_FRACTURE	FRACTURES	DX10	S82.421N	DISPLACED TRANSVERSE FRACTURE OF SHAFT OF RIGHT FIBULA, SUBSEQUENT ENCOUNTER FOR OPEN FRACTURE TYPE IIIA, IIIB, OR IIIC WITH NONUNION	S82421N
DX_FRACTURE	FRACTURES	DX10	S82.421P	DISPLACED TRANSVERSE FRACTURE OF SHAFT OF RIGHT FIBULA, SUBSEQUENT ENCOUNTER FOR CLOSED FRACTURE WITH MALUNION	S82421P
DX_FRACTURE	FRACTURES	DX10	S82.421Q	DISPLACED TRANSVERSE FRACTURE OF SHAFT OF RIGHT FIBULA, SUBSEQUENT ENCOUNTER FOR OPEN FRACTURE TYPE I OR II WITH MALUNION	S82421Q
DX_FRACTURE	FRACTURES	DX10	S82.421R	DISPLACED TRANSVERSE FRACTURE OF SHAFT OF RIGHT FIBULA, SUBSEQUENT ENCOUNTER FOR OPEN FRACTURE TYPE IIIA, IIIB, OR IIIC WITH MALUNION	S82421R
DX_FRACTURE	FRACTURES	DX10	S82.421S	DISPLACED TRANSVERSE FRACTURE OF SHAFT OF RIGHT FIBULA, SEQUELA	S82421S
DX_FRACTURE	FRACTURES	DX10	S82.422	DISPLACED TRANSVERSE FRACTURE OF SHAFT OF LEFT FIBULA	S82422
DX_FRACTURE	FRACTURES	DX10	S82.422A	DISPLACED TRANSVERSE FRACTURE OF SHAFT OF LEFT FIBULA, INITIAL ENCOUNTER FOR CLOSED FRACTURE	S82422A
DX_FRACTURE	FRACTURES	DX10	S82.422B	DISPLACED TRANSVERSE FRACTURE OF SHAFT OF LEFT FIBULA, INITIAL ENCOUNTER FOR OPEN FRACTURE TYPE I OR II	S82422B
DX_FRACTURE	FRACTURES	DX10	S82.422C	DISPLACED TRANSVERSE FRACTURE OF SHAFT OF LEFT FIBULA, INITIAL ENCOUNTER FOR OPEN FRACTURE TYPE IIIA, IIIB, OR IIIC	S82422C
DX_FRACTURE	FRACTURES	DX10	S82.422D	DISPLACED TRANSVERSE FRACTURE OF SHAFT OF LEFT FIBULA, SUBSEQUENT ENCOUNTER FOR CLOSED FRACTURE WITH ROUTINE HEALING	S82422D
DX_FRACTURE	FRACTURES	DX10	S82.422E	DISPLACED TRANSVERSE FRACTURE OF SHAFT OF LEFT FIBULA, SUBSEQUENT ENCOUNTER FOR OPEN FRACTURE TYPE I OR II WITH ROUTINE HEALING	S82422E
DX_FRACTURE	FRACTURES	DX10	S82.422F	DISPLACED TRANSVERSE FRACTURE OF SHAFT OF LEFT FIBULA, SUBSEQUENT ENCOUNTER FOR OPEN FRACTURE TYPE IIIA, IIIB, OR IIIC WITH ROUTINE HEALING	S82422F
DX_FRACTURE	FRACTURES	DX10	S82.422G	DISPLACED TRANSVERSE FRACTURE OF SHAFT OF LEFT FIBULA, SUBSEQUENT ENCOUNTER FOR CLOSED FRACTURE WITH DELAYED HEALING	S82422G
DX_FRACTURE	FRACTURES	DX10	S82.422H	DISPLACED TRANSVERSE FRACTURE OF SHAFT OF LEFT FIBULA, SUBSEQUENT ENCOUNTER FOR OPEN FRACTURE TYPE I OR II WITH DELAYED HEALING	S82422H
DX_FRACTURE	FRACTURES	DX10	S82.422J	DISPLACED TRANSVERSE FRACTURE OF SHAFT OF LEFT FIBULA, SUBSEQUENT ENCOUNTER FOR OPEN FRACTURE TYPE IIIA, IIIB, OR IIIC WITH DELAYED HEALING	S82422J
DX_FRACTURE	FRACTURES	DX10	S82.422K	DISPLACED TRANSVERSE FRACTURE OF SHAFT OF LEFT FIBULA, SUBSEQUENT ENCOUNTER FOR CLOSED FRACTURE WITH NONUNION	S82422K
DX_FRACTURE	FRACTURES	DX10	S82.422M	DISPLACED TRANSVERSE FRACTURE OF SHAFT OF LEFT FIBULA, SUBSEQUENT ENCOUNTER FOR OPEN FRACTURE TYPE I OR II WITH NONUNION	S82422M
DX_FRACTURE	FRACTURES	DX10	S82.422N	DISPLACED TRANSVERSE FRACTURE OF SHAFT OF LEFT FIBULA, SUBSEQUENT ENCOUNTER FOR OPEN FRACTURE TYPE IIIA, IIIB, OR IIIC WITH NONUNION	S82422N
DX_FRACTURE	FRACTURES	DX10	S82.422P	DISPLACED TRANSVERSE FRACTURE OF SHAFT OF LEFT FIBULA, SUBSEQUENT ENCOUNTER FOR CLOSED FRACTURE WITH MALUNION	S82422P

Boehringer Ingelheim
Statistical and Epidemiological Analysis Plan (SEAP) for Non-Interventional Study
(NIS)
BI Study Number 1245-0228

Proprietary confidential information © 2023 Boehringer Ingelheim International GmbH or one or more of its affiliated companies

DX_FRACTURE	FRACTURES	DX10	S82.422Q	DISPLACED TRANSVERSE FRACTURE OF SHAFT OF LEFT FIBULA, SUBSEQUENT ENCOUNTER FOR OPEN FRACTURE TYPE I OR II WITH MALUNION	S82422Q
DX_FRACTURE	FRACTURES	DX10	S82.422R	DISPLACED TRANSVERSE FRACTURE OF SHAFT OF LEFT FIBULA, SUBSEQUENT ENCOUNTER FOR OPEN FRACTURE TYPE IIIA, IIIB, OR IIIC WITH MALUNION	S82422R
DX_FRACTURE	FRACTURES	DX10	S82.422S	DISPLACED TRANSVERSE FRACTURE OF SHAFT OF LEFT FIBULA, SEQUELA	S82422S
DX_FRACTURE	FRACTURES	DX10	S82.423	DISPLACED TRANSVERSE FRACTURE OF SHAFT OF UNSPECIFIED FIBULA	S82423
DX_FRACTURE	FRACTURES	DX10	S82.423A	DISPLACED TRANSVERSE FRACTURE OF SHAFT OF UNSPECIFIED FIBULA, INITIAL ENCOUNTER FOR CLOSED FRACTURE	S82423A
DX_FRACTURE	FRACTURES	DX10	S82.423B	DISPLACED TRANSVERSE FRACTURE OF SHAFT OF UNSPECIFIED FIBULA, INITIAL ENCOUNTER FOR OPEN FRACTURE TYPE I OR II	S82423B
DX_FRACTURE	FRACTURES	DX10	S82.423C	DISPLACED TRANSVERSE FRACTURE OF SHAFT OF UNSPECIFIED FIBULA, INITIAL ENCOUNTER FOR OPEN FRACTURE TYPE IIIA, IIIB, OR IIIC	S82423C
DX_FRACTURE	FRACTURES	DX10	S82.423D	DISPLACED TRANSVERSE FRACTURE OF SHAFT OF UNSPECIFIED FIBULA, SUBSEQUENT ENCOUNTER FOR CLOSED FRACTURE WITH ROUTINE HEALING	S82423D
DX_FRACTURE	FRACTURES	DX10	S82.423E	DISPLACED TRANSVERSE FRACTURE OF SHAFT OF UNSPECIFIED FIBULA, SUBSEQUENT ENCOUNTER FOR OPEN FRACTURE TYPE I OR II WITH ROUTINE HEALING	S82423E
DX_FRACTURE	FRACTURES	DX10	S82.423F	DISPLACED TRANSVERSE FRACTURE OF SHAFT OF UNSPECIFIED FIBULA, SUBSEQUENT ENCOUNTER FOR OPEN FRACTURE TYPE IIIA, IIIB, OR IIIC WITH ROUTINE HEALING	S82423F
DX_FRACTURE	FRACTURES	DX10	S82.423G	DISPLACED TRANSVERSE FRACTURE OF SHAFT OF UNSPECIFIED FIBULA, SUBSEQUENT ENCOUNTER FOR CLOSED FRACTURE WITH DELAYED HEALING	S82423G
DX_FRACTURE	FRACTURES	DX10	S82.423H	DISPLACED TRANSVERSE FRACTURE OF SHAFT OF UNSPECIFIED FIBULA, SUBSEQUENT ENCOUNTER FOR OPEN FRACTURE TYPE I OR II WITH DELAYED HEALING	S82423H
DX_FRACTURE	FRACTURES	DX10	S82.423J	DISPLACED TRANSVERSE FRACTURE OF SHAFT OF UNSPECIFIED FIBULA, SUBSEQUENT ENCOUNTER FOR OPEN FRACTURE TYPE IIIA, IIIB, OR IIIC WITH DELAYED HEALING	S82423J
DX_FRACTURE	FRACTURES	DX10	S82.423K	DISPLACED TRANSVERSE FRACTURE OF SHAFT OF UNSPECIFIED FIBULA, SUBSEQUENT ENCOUNTER FOR CLOSED FRACTURE WITH NONUNION	S82423K
DX_FRACTURE	FRACTURES	DX10	S82.423M	DISPLACED TRANSVERSE FRACTURE OF SHAFT OF UNSPECIFIED FIBULA, SUBSEQUENT ENCOUNTER FOR OPEN FRACTURE TYPE I OR II WITH NONUNION	S82423M
DX_FRACTURE	FRACTURES	DX10	S82.423N	DISPLACED TRANSVERSE FRACTURE OF SHAFT OF UNSPECIFIED FIBULA, SUBSEQUENT ENCOUNTER FOR OPEN FRACTURE TYPE IIIA, IIIB, OR IIIC WITH NONUNION	S82423N
DX_FRACTURE	FRACTURES	DX10	S82.423P	DISPLACED TRANSVERSE FRACTURE OF SHAFT OF UNSPECIFIED FIBULA, SUBSEQUENT ENCOUNTER FOR CLOSED FRACTURE WITH MALUNION	S82423P
DX_FRACTURE	FRACTURES	DX10	S82.423Q	DISPLACED TRANSVERSE FRACTURE OF SHAFT OF UNSPECIFIED FIBULA, SUBSEQUENT ENCOUNTER FOR OPEN FRACTURE TYPE I OR II WITH MALUNION	S82423Q
DX_FRACTURE	FRACTURES	DX10	S82.423R	DISPLACED TRANSVERSE FRACTURE OF SHAFT OF UNSPECIFIED FIBULA, SUBSEQUENT ENCOUNTER FOR OPEN FRACTURE TYPE IIIA, IIIB, OR IIIC WITH MALUNION	S82423R
DX_FRACTURE	FRACTURES	DX10	S82.423S	DISPLACED TRANSVERSE FRACTURE OF SHAFT OF UNSPECIFIED FIBULA, SEQUELA	S82423S
DX_FRACTURE	FRACTURES	DX10	S82.424	NONDISPLACED TRANSVERSE FRACTURE OF SHAFT OF RIGHT FIBULA	S82424
DX_FRACTURE	FRACTURES	DX10	S82.424A	NONDISPLACED TRANSVERSE FRACTURE OF SHAFT OF RIGHT FIBULA, INITIAL ENCOUNTER FOR CLOSED FRACTURE	S82424A
DX_FRACTURE	FRACTURES	DX10	S82.424B	NONDISPLACED TRANSVERSE FRACTURE OF SHAFT OF RIGHT FIBULA, INITIAL ENCOUNTER FOR OPEN FRACTURE TYPE I OR II	S82424B
DX_FRACTURE	FRACTURES	DX10	S82.424C	NONDISPLACED TRANSVERSE FRACTURE OF SHAFT OF RIGHT FIBULA, INITIAL ENCOUNTER FOR OPEN FRACTURE TYPE IIIA, IIIB, OR IIIC	S82424C
DX_FRACTURE	FRACTURES	DX10	S82.424D	NONDISPLACED TRANSVERSE FRACTURE OF SHAFT OF RIGHT FIBULA, SUBSEQUENT ENCOUNTER FOR CLOSED FRACTURE WITH ROUTINE HEALING	S82424D
DX_FRACTURE	FRACTURES	DX10	S82.424E	NONDISPLACED TRANSVERSE FRACTURE OF SHAFT OF RIGHT FIBULA, SUBSEQUENT ENCOUNTER FOR OPEN FRACTURE TYPE I OR II WITH ROUTINE HEALING	S82424E
DX_FRACTURE	FRACTURES	DX10	S82.424F	NONDISPLACED TRANSVERSE FRACTURE OF SHAFT OF RIGHT FIBULA, SUBSEQUENT ENCOUNTER FOR OPEN FRACTURE TYPE IIIA, IIIB, OR IIIC WITH ROUTINE HEALING	S82424F
DX_FRACTURE	FRACTURES	DX10	S82.424G	NONDISPLACED TRANSVERSE FRACTURE OF SHAFT OF RIGHT FIBULA, SUBSEQUENT ENCOUNTER FOR CLOSED FRACTURE WITH DELAYED HEALING	S82424G
DX_FRACTURE	FRACTURES	DX10	S82.424H	NONDISPLACED TRANSVERSE FRACTURE OF SHAFT OF RIGHT FIBULA, SUBSEQUENT ENCOUNTER FOR OPEN FRACTURE TYPE I OR II WITH DELAYED HEALING	S82424H
DX_FRACTURE	FRACTURES	DX10	S82.424J	NONDISPLACED TRANSVERSE FRACTURE OF SHAFT OF RIGHT FIBULA, SUBSEQUENT ENCOUNTER FOR OPEN FRACTURE TYPE IIIA, IIIB, OR IIIC WITH DELAYED HEALING	S82424J
DX_FRACTURE	FRACTURES	DX10	S82.424K	NONDISPLACED TRANSVERSE FRACTURE OF SHAFT OF RIGHT FIBULA, SUBSEQUENT ENCOUNTER FOR CLOSED FRACTURE WITH NONUNION	S82424K
DX_FRACTURE	FRACTURES	DX10	S82.424M	NONDISPLACED TRANSVERSE FRACTURE OF SHAFT OF RIGHT FIBULA, SUBSEQUENT ENCOUNTER FOR OPEN FRACTURE TYPE I OR II WITH NONUNION	S82424M
DX_FRACTURE	FRACTURES	DX10	S82.424N	NONDISPLACED TRANSVERSE FRACTURE OF SHAFT OF RIGHT FIBULA, SUBSEQUENT ENCOUNTER FOR OPEN FRACTURE TYPE IIIA, IIIB, OR IIIC WITH NONUNION	S82424N
DX_FRACTURE	FRACTURES	DX10	S82.424P	NONDISPLACED TRANSVERSE FRACTURE OF SHAFT OF RIGHT FIBULA, SUBSEQUENT ENCOUNTER FOR CLOSED FRACTURE WITH MALUNION	S82424P
DX_FRACTURE	FRACTURES	DX10	S82.424Q	NONDISPLACED TRANSVERSE FRACTURE OF SHAFT OF RIGHT FIBULA, SUBSEQUENT ENCOUNTER FOR OPEN FRACTURE TYPE I OR II WITH MALUNION	S82424Q
DX_FRACTURE	FRACTURES	DX10	S82.424R	NONDISPLACED TRANSVERSE FRACTURE OF SHAFT OF RIGHT FIBULA, SUBSEQUENT ENCOUNTER FOR OPEN FRACTURE TYPE IIIA, IIIB, OR IIIC WITH MALUNION	S82424R
DX_FRACTURE	FRACTURES	DX10	S82.424S	NONDISPLACED TRANSVERSE FRACTURE OF SHAFT OF RIGHT FIBULA, SEQUELA	S82424S
DX_FRACTURE	FRACTURES	DX10	S82.425	NONDISPLACED TRANSVERSE FRACTURE OF SHAFT OF LEFT FIBULA	S82425
DX_FRACTURE	FRACTURES	DX10	S82.425A	NONDISPLACED TRANSVERSE FRACTURE OF SHAFT OF LEFT FIBULA, INITIAL ENCOUNTER FOR CLOSED FRACTURE	S82425A
DX_FRACTURE	FRACTURES	DX10	S82.425B	NONDISPLACED TRANSVERSE FRACTURE OF SHAFT OF LEFT FIBULA, INITIAL ENCOUNTER FOR OPEN FRACTURE TYPE I OR II	S82425B
DX_FRACTURE	FRACTURES	DX10	S82.425C	NONDISPLACED TRANSVERSE FRACTURE OF SHAFT OF LEFT FIBULA, INITIAL ENCOUNTER FOR OPEN FRACTURE TYPE IIIA, IIIB, OR IIIC	S82425C
DX_FRACTURE	FRACTURES	DX10	S82.425D	NONDISPLACED TRANSVERSE FRACTURE OF SHAFT OF LEFT FIBULA, SUBSEQUENT ENCOUNTER FOR CLOSED FRACTURE WITH ROUTINE HEALING	S82425D
DX_FRACTURE	FRACTURES	DX10	S82.425E	NONDISPLACED TRANSVERSE FRACTURE OF SHAFT OF LEFT FIBULA, SUBSEQUENT ENCOUNTER FOR OPEN FRACTURE TYPE I OR II WITH ROUTINE HEALING	S82425E
DX_FRACTURE	FRACTURES	DX10	S82.425F	NONDISPLACED TRANSVERSE FRACTURE OF SHAFT OF LEFT FIBULA, SUBSEQUENT ENCOUNTER FOR OPEN FRACTURE TYPE IIIA, IIIB, OR IIIC WITH ROUTINE HEALING	S82425F
DX_FRACTURE	FRACTURES	DX10	S82.425G	NONDISPLACED TRANSVERSE FRACTURE OF SHAFT OF LEFT FIBULA, SUBSEQUENT ENCOUNTER FOR CLOSED FRACTURE WITH DELAYED HEALING	S82425G
DX_FRACTURE	FRACTURES	DX10	S82.425H	NONDISPLACED TRANSVERSE FRACTURE OF SHAFT OF LEFT FIBULA, SUBSEQUENT ENCOUNTER FOR OPEN FRACTURE TYPE I OR II WITH DELAYED HEALING	S82425H
DX_FRACTURE	FRACTURES	DX10	S82.425J	NONDISPLACED TRANSVERSE FRACTURE OF SHAFT OF LEFT FIBULA, SUBSEQUENT ENCOUNTER FOR OPEN FRACTURE TYPE IIIA, IIIB, OR IIIC WITH DELAYED HEALING	S82425J
DX_FRACTURE	FRACTURES	DX10	S82.425K	NONDISPLACED TRANSVERSE FRACTURE OF SHAFT OF LEFT FIBULA, SUBSEQUENT ENCOUNTER FOR CLOSED FRACTURE WITH NONUNION	S82425K
DX_FRACTURE	FRACTURES	DX10	S82.425M	NONDISPLACED TRANSVERSE FRACTURE OF SHAFT OF LEFT FIBULA, SUBSEQUENT ENCOUNTER FOR OPEN FRACTURE TYPE I OR II WITH NONUNION	S82425M
DX_FRACTURE	FRACTURES	DX10	S82.425N	NONDISPLACED TRANSVERSE FRACTURE OF SHAFT OF LEFT FIBULA, SUBSEQUENT ENCOUNTER FOR OPEN FRACTURE TYPE IIIA, IIIB, OR IIIC WITH NONUNION	S82425N
DX_FRACTURE	FRACTURES	DX10	S82.425P	NONDISPLACED TRANSVERSE FRACTURE OF SHAFT OF LEFT FIBULA, SUBSEQUENT ENCOUNTER FOR CLOSED FRACTURE WITH MALUNION	S82425P

Boehringer Ingelheim
Statistical and Epidemiological Analysis Plan (SEAP) for Non-Interventional Study
(NIS)
BI Study Number 1245-0228

Proprietary confidential information © 2023 Boehringer Ingelheim International GmbH or one or more of its affiliated companies

DX_FRACTURE	FRACTURES	DX10	S82.425Q	NONDISPLACED TRANSVERSE FRACTURE OF SHAFT OF LEFT FIBULA, SUBSEQUENT ENCOUNTER FOR OPEN FRACTURE TYPE I OR II WITH MALUNION	S82425Q
DX_FRACTURE	FRACTURES	DX10	S82.425R	NONDISPLACED TRANSVERSE FRACTURE OF SHAFT OF LEFT FIBULA, SUBSEQUENT ENCOUNTER FOR OPEN FRACTURE TYPE IIIA, IIIB, OR IIIC WITH MALUNION	S82425R
DX_FRACTURE	FRACTURES	DX10	S82.425S	NONDISPLACED TRANSVERSE FRACTURE OF SHAFT OF LEFT FIBULA, SEQUELA	S82425S
DX_FRACTURE	FRACTURES	DX10	S82.426	NONDISPLACED TRANSVERSE FRACTURE OF SHAFT OF UNSPECIFIED FIBULA	S82426
DX_FRACTURE	FRACTURES	DX10	S82.426A	NONDISPLACED TRANSVERSE FRACTURE OF SHAFT OF UNSPECIFIED FIBULA, INITIAL ENCOUNTER FOR CLOSED FRACTURE	S82426A
DX_FRACTURE	FRACTURES	DX10	S82.426B	NONDISPLACED TRANSVERSE FRACTURE OF SHAFT OF UNSPECIFIED FIBULA, INITIAL ENCOUNTER FOR OPEN FRACTURE TYPE I OR II	S82426B
DX_FRACTURE	FRACTURES	DX10	S82.426C	NONDISPLACED TRANSVERSE FRACTURE OF SHAFT OF UNSPECIFIED FIBULA, INITIAL ENCOUNTER FOR OPEN FRACTURE TYPE IIIA, IIIB, OR IIIC	S82426C
DX_FRACTURE	FRACTURES	DX10	S82.426D	NONDISPLACED TRANSVERSE FRACTURE OF SHAFT OF UNSPECIFIED FIBULA, SUBSEQUENT ENCOUNTER FOR CLOSED FRACTURE WITH ROUTINE HEALING	S82426D
DX_FRACTURE	FRACTURES	DX10	S82.426E	NONDISPLACED TRANSVERSE FRACTURE OF SHAFT OF UNSPECIFIED FIBULA, SUBSEQUENT ENCOUNTER FOR OPEN FRACTURE TYPE I OR II WITH ROUTINE HEALING	S82426E
DX_FRACTURE	FRACTURES	DX10	S82.426F	NONDISPLACED TRANSVERSE FRACTURE OF SHAFT OF UNSPECIFIED FIBULA, SUBSEQUENT ENCOUNTER FOR OPEN FRACTURE TYPE IIIA, IIIB, OR IIIC WITH ROUTINE HEALING	S82426F
DX_FRACTURE	FRACTURES	DX10	S82.426G	NONDISPLACED TRANSVERSE FRACTURE OF SHAFT OF UNSPECIFIED FIBULA, SUBSEQUENT ENCOUNTER FOR CLOSED FRACTURE WITH DELAYED HEALING	S82426G
DX_FRACTURE	FRACTURES	DX10	S82.426H	NONDISPLACED TRANSVERSE FRACTURE OF SHAFT OF UNSPECIFIED FIBULA, SUBSEQUENT ENCOUNTER FOR OPEN FRACTURE TYPE I OR II WITH DELAYED HEALING	S82426H
DX_FRACTURE	FRACTURES	DX10	S82.426J	NONDISPLACED TRANSVERSE FRACTURE OF SHAFT OF UNSPECIFIED FIBULA, SUBSEQUENT ENCOUNTER FOR OPEN FRACTURE TYPE IIIA, IIIB, OR IIIC WITH DELAYED HEALING	S82426J
DX_FRACTURE	FRACTURES	DX10	S82.426K	NONDISPLACED TRANSVERSE FRACTURE OF SHAFT OF UNSPECIFIED FIBULA, SUBSEQUENT ENCOUNTER FOR CLOSED FRACTURE WITH NONUNION	S82426K
DX_FRACTURE	FRACTURES	DX10	S82.426M	NONDISPLACED TRANSVERSE FRACTURE OF SHAFT OF UNSPECIFIED FIBULA, SUBSEQUENT ENCOUNTER FOR OPEN FRACTURE TYPE I OR II WITH NONUNION	S82426M
DX_FRACTURE	FRACTURES	DX10	S82.426N	NONDISPLACED TRANSVERSE FRACTURE OF SHAFT OF UNSPECIFIED FIBULA, SUBSEQUENT ENCOUNTER FOR OPEN FRACTURE TYPE IIIA, IIIB, OR IIIC WITH NONUNION	S82426N
DX_FRACTURE	FRACTURES	DX10	S82.426P	NONDISPLACED TRANSVERSE FRACTURE OF SHAFT OF UNSPECIFIED FIBULA, SUBSEQUENT ENCOUNTER FOR CLOSED FRACTURE WITH MALUNION	S82426P
DX_FRACTURE	FRACTURES	DX10	S82.426Q	NONDISPLACED TRANSVERSE FRACTURE OF SHAFT OF UNSPECIFIED FIBULA, SUBSEQUENT ENCOUNTER FOR OPEN FRACTURE TYPE I OR II WITH MALUNION	S82426Q
DX_FRACTURE	FRACTURES	DX10	S82.426R	NONDISPLACED TRANSVERSE FRACTURE OF SHAFT OF UNSPECIFIED FIBULA, SUBSEQUENT ENCOUNTER FOR OPEN FRACTURE TYPE IIIA, IIIB, OR IIIC WITH MALUNION	S82426R
DX_FRACTURE	FRACTURES	DX10	S82.426S	NONDISPLACED TRANSVERSE FRACTURE OF SHAFT OF UNSPECIFIED FIBULA, SEQUELA	S82426S
DX_FRACTURE	FRACTURES	DX10	S82.43	OBLIQUE FRACTURE OF SHAFT OF FIBULA	S8243
DX_FRACTURE	FRACTURES	DX10	S82.431	DISPLACED OBLIQUE FRACTURE OF SHAFT OF RIGHT FIBULA	S82431
DX_FRACTURE	FRACTURES	DX10	S82.431A	DISPLACED OBLIQUE FRACTURE OF SHAFT OF RIGHT FIBULA, INITIAL ENCOUNTER FOR CLOSED FRACTURE	S82431A
DX_FRACTURE	FRACTURES	DX10	S82.431B	DISPLACED OBLIQUE FRACTURE OF SHAFT OF RIGHT FIBULA, INITIAL ENCOUNTER FOR OPEN FRACTURE TYPE I OR II	S82431B
DX_FRACTURE	FRACTURES	DX10	S82.431C	DISPLACED OBLIQUE FRACTURE OF SHAFT OF RIGHT FIBULA, INITIAL ENCOUNTER FOR OPEN FRACTURE TYPE IIIA, IIIB, OR IIIC	S82431C
DX_FRACTURE	FRACTURES	DX10	S82.431D	DISPLACED OBLIQUE FRACTURE OF SHAFT OF RIGHT FIBULA, SUBSEQUENT ENCOUNTER FOR CLOSED FRACTURE WITH ROUTINE HEALING	S82431D
DX_FRACTURE	FRACTURES	DX10	S82.431E	DISPLACED OBLIQUE FRACTURE OF SHAFT OF RIGHT FIBULA, SUBSEQUENT ENCOUNTER FOR OPEN FRACTURE TYPE I OR II WITH ROUTINE HEALING	S82431E
DX_FRACTURE	FRACTURES	DX10	S82.431F	DISPLACED OBLIQUE FRACTURE OF SHAFT OF RIGHT FIBULA, SUBSEQUENT ENCOUNTER FOR OPEN FRACTURE TYPE IIIA, IIIB, OR IIIC WITH ROUTINE HEALING	S82431F
DX_FRACTURE	FRACTURES	DX10	S82.431G	DISPLACED OBLIQUE FRACTURE OF SHAFT OF RIGHT FIBULA, SUBSEQUENT ENCOUNTER FOR CLOSED FRACTURE WITH DELAYED HEALING	S82431G
DX_FRACTURE	FRACTURES	DX10	S82.431H	DISPLACED OBLIQUE FRACTURE OF SHAFT OF RIGHT FIBULA, SUBSEQUENT ENCOUNTER FOR OPEN FRACTURE TYPE I OR II WITH DELAYED HEALING	S82431H
DX_FRACTURE	FRACTURES	DX10	S82.431J	DISPLACED OBLIQUE FRACTURE OF SHAFT OF RIGHT FIBULA, SUBSEQUENT ENCOUNTER FOR OPEN FRACTURE TYPE IIIA, IIIB, OR IIIC WITH DELAYED HEALING	S82431J
DX_FRACTURE	FRACTURES	DX10	S82.431K	DISPLACED OBLIQUE FRACTURE OF SHAFT OF RIGHT FIBULA, SUBSEQUENT ENCOUNTER FOR CLOSED FRACTURE WITH NONUNION	S82431K
DX_FRACTURE	FRACTURES	DX10	S82.431M	DISPLACED OBLIQUE FRACTURE OF SHAFT OF RIGHT FIBULA, SUBSEQUENT ENCOUNTER FOR OPEN FRACTURE TYPE I OR II WITH NONUNION	S82431M
DX_FRACTURE	FRACTURES	DX10	S82.431N	DISPLACED OBLIQUE FRACTURE OF SHAFT OF RIGHT FIBULA, SUBSEQUENT ENCOUNTER FOR OPEN FRACTURE TYPE IIIA, IIIB, OR IIIC WITH NONUNION	S82431N
DX_FRACTURE	FRACTURES	DX10	S82.431P	DISPLACED OBLIQUE FRACTURE OF SHAFT OF RIGHT FIBULA, SUBSEQUENT ENCOUNTER FOR CLOSED FRACTURE WITH MALUNION	S82431P
DX_FRACTURE	FRACTURES	DX10	S82.431Q	DISPLACED OBLIQUE FRACTURE OF SHAFT OF RIGHT FIBULA, SUBSEQUENT ENCOUNTER FOR OPEN FRACTURE TYPE I OR II WITH MALUNION	S82431Q
DX_FRACTURE	FRACTURES	DX10	S82.431R	DISPLACED OBLIQUE FRACTURE OF SHAFT OF RIGHT FIBULA, SUBSEQUENT ENCOUNTER FOR OPEN FRACTURE TYPE IIIA, IIIB, OR IIIC WITH MALUNION	S82431R
DX_FRACTURE	FRACTURES	DX10	S82.431S	DISPLACED OBLIQUE FRACTURE OF SHAFT OF RIGHT FIBULA, SEQUELA	S82431S
DX_FRACTURE	FRACTURES	DX10	S82.432	DISPLACED OBLIQUE FRACTURE OF SHAFT OF LEFT FIBULA	S82432
DX_FRACTURE	FRACTURES	DX10	S82.432A	DISPLACED OBLIQUE FRACTURE OF SHAFT OF LEFT FIBULA, INITIAL ENCOUNTER FOR CLOSED FRACTURE	S82432A
DX_FRACTURE	FRACTURES	DX10	S82.432B	DISPLACED OBLIQUE FRACTURE OF SHAFT OF LEFT FIBULA, INITIAL ENCOUNTER FOR OPEN FRACTURE TYPE I OR II	S82432B
DX_FRACTURE	FRACTURES	DX10	S82.432C	DISPLACED OBLIQUE FRACTURE OF SHAFT OF LEFT FIBULA, INITIAL ENCOUNTER FOR OPEN FRACTURE TYPE IIIA, IIIB, OR IIIC	S82432C
DX_FRACTURE	FRACTURES	DX10	S82.432D	DISPLACED OBLIQUE FRACTURE OF SHAFT OF LEFT FIBULA, SUBSEQUENT ENCOUNTER FOR CLOSED FRACTURE WITH ROUTINE HEALING	S82432D
DX_FRACTURE	FRACTURES	DX10	S82.432E	DISPLACED OBLIQUE FRACTURE OF SHAFT OF LEFT FIBULA, SUBSEQUENT ENCOUNTER FOR OPEN FRACTURE TYPE I OR II WITH ROUTINE HEALING	S82432E
DX_FRACTURE	FRACTURES	DX10	S82.432F	DISPLACED OBLIQUE FRACTURE OF SHAFT OF LEFT FIBULA, SUBSEQUENT ENCOUNTER FOR OPEN FRACTURE TYPE IIIA, IIIB, OR IIIC WITH ROUTINE HEALING	S82432F
DX_FRACTURE	FRACTURES	DX10	S82.432G	DISPLACED OBLIQUE FRACTURE OF SHAFT OF LEFT FIBULA, SUBSEQUENT ENCOUNTER FOR CLOSED FRACTURE WITH DELAYED HEALING	S82432G
DX_FRACTURE	FRACTURES	DX10	S82.432H	DISPLACED OBLIQUE FRACTURE OF SHAFT OF LEFT FIBULA, SUBSEQUENT ENCOUNTER FOR OPEN FRACTURE TYPE I OR II WITH DELAYED HEALING	S82432H
DX_FRACTURE	FRACTURES	DX10	S82.432J	DISPLACED OBLIQUE FRACTURE OF SHAFT OF LEFT FIBULA, SUBSEQUENT ENCOUNTER FOR OPEN FRACTURE TYPE IIIA, IIIB, OR IIIC WITH DELAYED HEALING	S82432J
DX_FRACTURE	FRACTURES	DX10	S82.432K	DISPLACED OBLIQUE FRACTURE OF SHAFT OF LEFT FIBULA, SUBSEQUENT ENCOUNTER FOR CLOSED FRACTURE WITH NONUNION	S82432K
DX_FRACTURE	FRACTURES	DX10	S82.432M	DISPLACED OBLIQUE FRACTURE OF SHAFT OF LEFT FIBULA, SUBSEQUENT ENCOUNTER FOR OPEN FRACTURE TYPE I OR II WITH NONUNION	S82432M
DX_FRACTURE	FRACTURES	DX10	S82.432N	DISPLACED OBLIQUE FRACTURE OF SHAFT OF LEFT FIBULA, SUBSEQUENT ENCOUNTER FOR OPEN FRACTURE TYPE IIIA, IIIB, OR IIIC WITH NONUNION	S82432N
DX_FRACTURE	FRACTURES	DX10	S82.432P	DISPLACED OBLIQUE FRACTURE OF SHAFT OF LEFT FIBULA, SUBSEQUENT ENCOUNTER FOR CLOSED FRACTURE WITH MALUNION	S82432P

Boehringer Ingelheim
Statistical and Epidemiological Analysis Plan (SEAP) for Non-Interventional Study
(NIS)
BI Study Number 1245-0228

Proprietary confidential information © 2023 Boehringer Ingelheim International GmbH or one or more of its affiliated companies

DX_FRACTURE	FRACTURES	DX10	S82.432Q	DISPLACED OBLIQUE FRACTURE OF SHAFT OF LEFT FIBULA, SUBSEQUENT ENCOUNTER FOR OPEN FRACTURE TYPE I OR II WITH MALUNION	S82432Q
DX_FRACTURE	FRACTURES	DX10	S82.432R	DISPLACED OBLIQUE FRACTURE OF SHAFT OF LEFT FIBULA, SUBSEQUENT ENCOUNTER FOR OPEN FRACTURE TYPE IIIA, IIIB, OR IIIC WITH MALUNION	S82432R
DX_FRACTURE	FRACTURES	DX10	S82.432S	DISPLACED OBLIQUE FRACTURE OF SHAFT OF LEFT FIBULA, SEQUELA	S82432S
DX_FRACTURE	FRACTURES	DX10	S82.433	DISPLACED OBLIQUE FRACTURE OF SHAFT OF UNSPECIFIED FIBULA	S82433
DX_FRACTURE	FRACTURES	DX10	S82.433A	DISPLACED OBLIQUE FRACTURE OF SHAFT OF UNSPECIFIED FIBULA, INITIAL ENCOUNTER FOR CLOSED FRACTURE	S82433A
DX_FRACTURE	FRACTURES	DX10	S82.433B	DISPLACED OBLIQUE FRACTURE OF SHAFT OF UNSPECIFIED FIBULA, INITIAL ENCOUNTER FOR OPEN FRACTURE TYPE I OR II	S82433B
DX_FRACTURE	FRACTURES	DX10	S82.433C	DISPLACED OBLIQUE FRACTURE OF SHAFT OF UNSPECIFIED FIBULA, INITIAL ENCOUNTER FOR OPEN FRACTURE TYPE IIIA, IIIB, OR IIIC	S82433C
DX_FRACTURE	FRACTURES	DX10	S82.433D	DISPLACED OBLIQUE FRACTURE OF SHAFT OF UNSPECIFIED FIBULA, SUBSEQUENT ENCOUNTER FOR CLOSED FRACTURE WITH ROUTINE HEALING	S82433D
DX_FRACTURE	FRACTURES	DX10	S82.433E	DISPLACED OBLIQUE FRACTURE OF SHAFT OF UNSPECIFIED FIBULA, SUBSEQUENT ENCOUNTER FOR OPEN FRACTURE TYPE I OR II WITH ROUTINE HEALING	S82433E
DX_FRACTURE	FRACTURES	DX10	S82.433F	DISPLACED OBLIQUE FRACTURE OF SHAFT OF UNSPECIFIED FIBULA, SUBSEQUENT ENCOUNTER FOR OPEN FRACTURE TYPE IIIA, IIIB, OR IIIC WITH ROUTINE HEALING	S82433F
DX_FRACTURE	FRACTURES	DX10	S82.433G	DISPLACED OBLIQUE FRACTURE OF SHAFT OF UNSPECIFIED FIBULA, SUBSEQUENT ENCOUNTER FOR CLOSED FRACTURE WITH DELAYED HEALING	S82433G
DX_FRACTURE	FRACTURES	DX10	S82.433H	DISPLACED OBLIQUE FRACTURE OF SHAFT OF UNSPECIFIED FIBULA, SUBSEQUENT ENCOUNTER FOR OPEN FRACTURE TYPE I OR II WITH DELAYED HEALING	S82433H
DX_FRACTURE	FRACTURES	DX10	S82.433J	DISPLACED OBLIQUE FRACTURE OF SHAFT OF UNSPECIFIED FIBULA, SUBSEQUENT ENCOUNTER FOR OPEN FRACTURE TYPE IIIA, IIIB, OR IIIC WITH DELAYED HEALING	S82433J
DX_FRACTURE	FRACTURES	DX10	S82.433K	DISPLACED OBLIQUE FRACTURE OF SHAFT OF UNSPECIFIED FIBULA, SUBSEQUENT ENCOUNTER FOR CLOSED FRACTURE WITH NONUNION	S82433K
DX_FRACTURE	FRACTURES	DX10	S82.433M	DISPLACED OBLIQUE FRACTURE OF SHAFT OF UNSPECIFIED FIBULA, SUBSEQUENT ENCOUNTER FOR OPEN FRACTURE TYPE I OR II WITH NONUNION	S82433M
DX_FRACTURE	FRACTURES	DX10	S82.433N	DISPLACED OBLIQUE FRACTURE OF SHAFT OF UNSPECIFIED FIBULA, SUBSEQUENT ENCOUNTER FOR OPEN FRACTURE TYPE IIIA, IIIB, OR IIIC WITH NONUNION	S82433N
DX_FRACTURE	FRACTURES	DX10	S82.433P	DISPLACED OBLIQUE FRACTURE OF SHAFT OF UNSPECIFIED FIBULA, SUBSEQUENT ENCOUNTER FOR CLOSED FRACTURE WITH MALUNION	S82433P
DX_FRACTURE	FRACTURES	DX10	S82.433Q	DISPLACED OBLIQUE FRACTURE OF SHAFT OF UNSPECIFIED FIBULA, SUBSEQUENT ENCOUNTER FOR OPEN FRACTURE TYPE I OR II WITH MALUNION	S82433Q
DX_FRACTURE	FRACTURES	DX10	S82.433R	DISPLACED OBLIQUE FRACTURE OF SHAFT OF UNSPECIFIED FIBULA, SUBSEQUENT ENCOUNTER FOR OPEN FRACTURE TYPE IIIA, IIIB, OR IIIC WITH MALUNION	S82433R
DX_FRACTURE	FRACTURES	DX10	S82.433S	DISPLACED OBLIQUE FRACTURE OF SHAFT OF UNSPECIFIED FIBULA, SEQUELA	S82433S
DX_FRACTURE	FRACTURES	DX10	S82.434	NONDISPLACED OBLIQUE FRACTURE OF SHAFT OF RIGHT FIBULA	S82434
DX_FRACTURE	FRACTURES	DX10	S82.434A	NONDISPLACED OBLIQUE FRACTURE OF SHAFT OF RIGHT FIBULA, INITIAL ENCOUNTER FOR CLOSED FRACTURE	S82434A
DX_FRACTURE	FRACTURES	DX10	S82.434B	NONDISPLACED OBLIQUE FRACTURE OF SHAFT OF RIGHT FIBULA, INITIAL ENCOUNTER FOR OPEN FRACTURE TYPE I OR II	S82434B
DX_FRACTURE	FRACTURES	DX10	S82.434C	NONDISPLACED OBLIQUE FRACTURE OF SHAFT OF RIGHT FIBULA, INITIAL ENCOUNTER FOR OPEN FRACTURE TYPE IIIA, IIIB, OR IIIC	S82434C
DX_FRACTURE	FRACTURES	DX10	S82.434D	NONDISPLACED OBLIQUE FRACTURE OF SHAFT OF RIGHT FIBULA, SUBSEQUENT ENCOUNTER FOR CLOSED FRACTURE WITH ROUTINE HEALING	S82434D
DX_FRACTURE	FRACTURES	DX10	S82.434E	NONDISPLACED OBLIQUE FRACTURE OF SHAFT OF RIGHT FIBULA, SUBSEQUENT ENCOUNTER FOR OPEN FRACTURE TYPE I OR II WITH ROUTINE HEALING	S82434E
DX_FRACTURE	FRACTURES	DX10	S82.434F	NONDISPLACED OBLIQUE FRACTURE OF SHAFT OF RIGHT FIBULA, SUBSEQUENT ENCOUNTER FOR OPEN FRACTURE TYPE IIIA, IIIB, OR IIIC WITH ROUTINE HEALING	S82434F
DX_FRACTURE	FRACTURES	DX10	S82.434G	NONDISPLACED OBLIQUE FRACTURE OF SHAFT OF RIGHT FIBULA, SUBSEQUENT ENCOUNTER FOR CLOSED FRACTURE WITH DELAYED HEALING	S82434G
DX_FRACTURE	FRACTURES	DX10	S82.434H	NONDISPLACED OBLIQUE FRACTURE OF SHAFT OF RIGHT FIBULA, SUBSEQUENT ENCOUNTER FOR OPEN FRACTURE TYPE I OR II WITH DELAYED HEALING	S82434H
DX_FRACTURE	FRACTURES	DX10	S82.434J	NONDISPLACED OBLIQUE FRACTURE OF SHAFT OF RIGHT FIBULA, SUBSEQUENT ENCOUNTER FOR OPEN FRACTURE TYPE IIIA, IIIB, OR IIIC WITH DELAYED HEALING	S82434J
DX_FRACTURE	FRACTURES	DX10	S82.434K	NONDISPLACED OBLIQUE FRACTURE OF SHAFT OF RIGHT FIBULA, SUBSEQUENT ENCOUNTER FOR CLOSED FRACTURE WITH NONUNION	S82434K
DX_FRACTURE	FRACTURES	DX10	S82.434M	NONDISPLACED OBLIQUE FRACTURE OF SHAFT OF RIGHT FIBULA, SUBSEQUENT ENCOUNTER FOR OPEN FRACTURE TYPE I OR II WITH NONUNION	S82434M
DX_FRACTURE	FRACTURES	DX10	S82.434N	NONDISPLACED OBLIQUE FRACTURE OF SHAFT OF RIGHT FIBULA, SUBSEQUENT ENCOUNTER FOR OPEN FRACTURE TYPE IIIA, IIIB, OR IIIC WITH NONUNION	S82434N
DX_FRACTURE	FRACTURES	DX10	S82.434P	NONDISPLACED OBLIQUE FRACTURE OF SHAFT OF RIGHT FIBULA, SUBSEQUENT ENCOUNTER FOR CLOSED FRACTURE WITH MALUNION	S82434P
DX_FRACTURE	FRACTURES	DX10	S82.434Q	NONDISPLACED OBLIQUE FRACTURE OF SHAFT OF RIGHT FIBULA, SUBSEQUENT ENCOUNTER FOR OPEN FRACTURE TYPE I OR II WITH MALUNION	S82434Q
DX_FRACTURE	FRACTURES	DX10	S82.434R	NONDISPLACED OBLIQUE FRACTURE OF SHAFT OF RIGHT FIBULA, SUBSEQUENT ENCOUNTER FOR OPEN FRACTURE TYPE IIIA, IIIB, OR IIIC WITH MALUNION	S82434R
DX_FRACTURE	FRACTURES	DX10	S82.434S	NONDISPLACED OBLIQUE FRACTURE OF SHAFT OF RIGHT FIBULA, SEQUELA	S82434S
DX_FRACTURE	FRACTURES	DX10	S82.435	NONDISPLACED OBLIQUE FRACTURE OF SHAFT OF LEFT FIBULA	S82435
DX_FRACTURE	FRACTURES	DX10	S82.435A	NONDISPLACED OBLIQUE FRACTURE OF SHAFT OF LEFT FIBULA, INITIAL ENCOUNTER FOR CLOSED FRACTURE	S82435A
DX_FRACTURE	FRACTURES	DX10	S82.435B	NONDISPLACED OBLIQUE FRACTURE OF SHAFT OF LEFT FIBULA, INITIAL ENCOUNTER FOR OPEN FRACTURE TYPE I OR II	S82435B
DX_FRACTURE	FRACTURES	DX10	S82.435C	NONDISPLACED OBLIQUE FRACTURE OF SHAFT OF LEFT FIBULA, INITIAL ENCOUNTER FOR OPEN FRACTURE TYPE IIIA, IIIB, OR IIIC	S82435C
DX_FRACTURE	FRACTURES	DX10	S82.435D	NONDISPLACED OBLIQUE FRACTURE OF SHAFT OF LEFT FIBULA, SUBSEQUENT ENCOUNTER FOR CLOSED FRACTURE WITH ROUTINE HEALING	S82435D
DX_FRACTURE	FRACTURES	DX10	S82.435E	NONDISPLACED OBLIQUE FRACTURE OF SHAFT OF LEFT FIBULA, SUBSEQUENT ENCOUNTER FOR OPEN FRACTURE TYPE I OR II WITH ROUTINE HEALING	S82435E
DX_FRACTURE	FRACTURES	DX10	S82.435F	NONDISPLACED OBLIQUE FRACTURE OF SHAFT OF LEFT FIBULA, SUBSEQUENT ENCOUNTER FOR OPEN FRACTURE TYPE IIIA, IIIB, OR IIIC WITH ROUTINE HEALING	S82435F
DX_FRACTURE	FRACTURES	DX10	S82.435G	NONDISPLACED OBLIQUE FRACTURE OF SHAFT OF LEFT FIBULA, SUBSEQUENT ENCOUNTER FOR CLOSED FRACTURE WITH DELAYED HEALING	S82435G
DX_FRACTURE	FRACTURES	DX10	S82.435H	NONDISPLACED OBLIQUE FRACTURE OF SHAFT OF LEFT FIBULA, SUBSEQUENT ENCOUNTER FOR OPEN FRACTURE TYPE I OR II WITH DELAYED HEALING	S82435H
DX_FRACTURE	FRACTURES	DX10	S82.435J	NONDISPLACED OBLIQUE FRACTURE OF SHAFT OF LEFT FIBULA, SUBSEQUENT ENCOUNTER FOR OPEN FRACTURE TYPE IIIA, IIIB, OR IIIC WITH DELAYED HEALING	S82435J
DX_FRACTURE	FRACTURES	DX10	S82.435K	NONDISPLACED OBLIQUE FRACTURE OF SHAFT OF LEFT FIBULA, SUBSEQUENT ENCOUNTER FOR CLOSED FRACTURE WITH NONUNION	S82435K
DX_FRACTURE	FRACTURES	DX10	S82.435M	NONDISPLACED OBLIQUE FRACTURE OF SHAFT OF LEFT FIBULA, SUBSEQUENT ENCOUNTER FOR OPEN FRACTURE TYPE I OR II WITH NONUNION	S82435M
DX_FRACTURE	FRACTURES	DX10	S82.435N	NONDISPLACED OBLIQUE FRACTURE OF SHAFT OF LEFT FIBULA, SUBSEQUENT ENCOUNTER FOR OPEN FRACTURE TYPE IIIA, IIIB, OR IIIC WITH NONUNION	S82435N
DX_FRACTURE	FRACTURES	DX10	S82.435P	NONDISPLACED OBLIQUE FRACTURE OF SHAFT OF LEFT FIBULA, SUBSEQUENT ENCOUNTER FOR CLOSED FRACTURE WITH MALUNION	S82435P

Boehringer Ingelheim
Statistical and Epidemiological Analysis Plan (SEAP) for Non-Interventional Study
(NIS)
BI Study Number 1245-0228

Proprietary confidential information © 2023 Boehringer Ingelheim International GmbH or one or more of its affiliated companies

DX_FRACTURE	FRACTURES	DX10	S82.435Q	NONDISPLACED OBLIQUE FRACTURE OF SHAFT OF LEFT FIBULA, SUBSEQUENT ENCOUNTER FOR OPEN FRACTURE TYPE I OR II WITH MALUNION	S82435Q
DX_FRACTURE	FRACTURES	DX10	S82.435R	NONDISPLACED OBLIQUE FRACTURE OF SHAFT OF LEFT FIBULA, SUBSEQUENT ENCOUNTER FOR OPEN FRACTURE TYPE IIIA, IIIB, OR IIIC WITH MALUNION	S82435R
DX_FRACTURE	FRACTURES	DX10	S82.435S	NONDISPLACED OBLIQUE FRACTURE OF SHAFT OF LEFT FIBULA, SEQUELA	S82435S
DX_FRACTURE	FRACTURES	DX10	S82.436	NONDISPLACED OBLIQUE FRACTURE OF SHAFT OF UNSPECIFIED FIBULA	S82436
DX_FRACTURE	FRACTURES	DX10	S82.436A	NONDISPLACED OBLIQUE FRACTURE OF SHAFT OF UNSPECIFIED FIBULA, INITIAL ENCOUNTER FOR CLOSED FRACTURE	S82436A
DX_FRACTURE	FRACTURES	DX10	S82.436B	NONDISPLACED OBLIQUE FRACTURE OF SHAFT OF UNSPECIFIED FIBULA, INITIAL ENCOUNTER FOR OPEN FRACTURE TYPE I OR II	S82436B
DX_FRACTURE	FRACTURES	DX10	S82.436C	NONDISPLACED OBLIQUE FRACTURE OF SHAFT OF UNSPECIFIED FIBULA, INITIAL ENCOUNTER FOR OPEN FRACTURE TYPE IIIA, IIIB, OR IIIC	S82436C
DX_FRACTURE	FRACTURES	DX10	S82.436D	NONDISPLACED OBLIQUE FRACTURE OF SHAFT OF UNSPECIFIED FIBULA, SUBSEQUENT ENCOUNTER FOR CLOSED FRACTURE WITH ROUTINE HEALING	S82436D
DX_FRACTURE	FRACTURES	DX10	S82.436E	NONDISPLACED OBLIQUE FRACTURE OF SHAFT OF UNSPECIFIED FIBULA, SUBSEQUENT ENCOUNTER FOR OPEN FRACTURE TYPE I OR II WITH ROUTINE HEALING	S82436E
DX_FRACTURE	FRACTURES	DX10	S82.436F	NONDISPLACED OBLIQUE FRACTURE OF SHAFT OF UNSPECIFIED FIBULA, SUBSEQUENT ENCOUNTER FOR OPEN FRACTURE TYPE IIIA, IIIB, OR IIIC WITH ROUTINE HEALING	S82436F
DX_FRACTURE	FRACTURES	DX10	S82.436G	NONDISPLACED OBLIQUE FRACTURE OF SHAFT OF UNSPECIFIED FIBULA, SUBSEQUENT ENCOUNTER FOR CLOSED FRACTURE WITH DELAYED HEALING	S82436G
DX_FRACTURE	FRACTURES	DX10	S82.436H	NONDISPLACED OBLIQUE FRACTURE OF SHAFT OF UNSPECIFIED FIBULA, SUBSEQUENT ENCOUNTER FOR OPEN FRACTURE TYPE I OR II WITH DELAYED HEALING	S82436H
DX_FRACTURE	FRACTURES	DX10	S82.436J	NONDISPLACED OBLIQUE FRACTURE OF SHAFT OF UNSPECIFIED FIBULA, SUBSEQUENT ENCOUNTER FOR OPEN FRACTURE TYPE IIIA, IIIB, OR IIIC WITH DELAYED HEALING	S82436J
DX_FRACTURE	FRACTURES	DX10	S82.436K	NONDISPLACED OBLIQUE FRACTURE OF SHAFT OF UNSPECIFIED FIBULA, SUBSEQUENT ENCOUNTER FOR CLOSED FRACTURE WITH NONUNION	S82436K
DX_FRACTURE	FRACTURES	DX10	S82.436M	NONDISPLACED OBLIQUE FRACTURE OF SHAFT OF UNSPECIFIED FIBULA, SUBSEQUENT ENCOUNTER FOR OPEN FRACTURE TYPE I OR II WITH NONUNION	S82436M
DX_FRACTURE	FRACTURES	DX10	S82.436N	NONDISPLACED OBLIQUE FRACTURE OF SHAFT OF UNSPECIFIED FIBULA, SUBSEQUENT ENCOUNTER FOR OPEN FRACTURE TYPE IIIA, IIIB, OR IIIC WITH NONUNION	S82436N
DX_FRACTURE	FRACTURES	DX10	S82.436P	NONDISPLACED OBLIQUE FRACTURE OF SHAFT OF UNSPECIFIED FIBULA, SUBSEQUENT ENCOUNTER FOR CLOSED FRACTURE WITH MALUNION	S82436P
DX_FRACTURE	FRACTURES	DX10	S82.436Q	NONDISPLACED OBLIQUE FRACTURE OF SHAFT OF UNSPECIFIED FIBULA, SUBSEQUENT ENCOUNTER FOR OPEN FRACTURE TYPE I OR II WITH MALUNION	S82436Q
DX_FRACTURE	FRACTURES	DX10	S82.436R	NONDISPLACED OBLIQUE FRACTURE OF SHAFT OF UNSPECIFIED FIBULA, SUBSEQUENT ENCOUNTER FOR OPEN FRACTURE TYPE IIIA, IIIB, OR IIIC WITH MALUNION	S82436R
DX_FRACTURE	FRACTURES	DX10	S82.436S	NONDISPLACED OBLIQUE FRACTURE OF SHAFT OF UNSPECIFIED FIBULA, SEQUELA	S82436S
DX_FRACTURE	FRACTURES	DX10	S82.44	SPIRAL FRACTURE OF SHAFT OF FIBULA	S8244
DX_FRACTURE	FRACTURES	DX10	S82.441	DISPLACED SPIRAL FRACTURE OF SHAFT OF RIGHT FIBULA	S82441
DX_FRACTURE	FRACTURES	DX10	S82.441A	DISPLACED SPIRAL FRACTURE OF SHAFT OF RIGHT FIBULA, INITIAL ENCOUNTER FOR CLOSED FRACTURE	S82441A
DX_FRACTURE	FRACTURES	DX10	S82.441B	DISPLACED SPIRAL FRACTURE OF SHAFT OF RIGHT FIBULA, INITIAL ENCOUNTER FOR OPEN FRACTURE TYPE I OR II	S82441B
DX_FRACTURE	FRACTURES	DX10	S82.441C	DISPLACED SPIRAL FRACTURE OF SHAFT OF RIGHT FIBULA, INITIAL ENCOUNTER FOR OPEN FRACTURE TYPE IIIA, IIIB, OR IIIC	S82441C
DX_FRACTURE	FRACTURES	DX10	S82.441D	DISPLACED SPIRAL FRACTURE OF SHAFT OF RIGHT FIBULA, SUBSEQUENT ENCOUNTER FOR CLOSED FRACTURE WITH ROUTINE HEALING	S82441D
DX_FRACTURE	FRACTURES	DX10	S82.441E	DISPLACED SPIRAL FRACTURE OF SHAFT OF RIGHT FIBULA, SUBSEQUENT ENCOUNTER FOR OPEN FRACTURE TYPE I OR II WITH ROUTINE HEALING	S82441E
DX_FRACTURE	FRACTURES	DX10	S82.441F	DISPLACED SPIRAL FRACTURE OF SHAFT OF RIGHT FIBULA, SUBSEQUENT ENCOUNTER FOR OPEN FRACTURE TYPE IIIA, IIIB, OR IIIC WITH ROUTINE HEALING	S82441F
DX_FRACTURE	FRACTURES	DX10	S82.441G	DISPLACED SPIRAL FRACTURE OF SHAFT OF RIGHT FIBULA, SUBSEQUENT ENCOUNTER FOR CLOSED FRACTURE WITH DELAYED HEALING	S82441G
DX_FRACTURE	FRACTURES	DX10	S82.441H	DISPLACED SPIRAL FRACTURE OF SHAFT OF RIGHT FIBULA, SUBSEQUENT ENCOUNTER FOR OPEN FRACTURE TYPE I OR II WITH DELAYED HEALING	S82441H
DX_FRACTURE	FRACTURES	DX10	S82.441J	DISPLACED SPIRAL FRACTURE OF SHAFT OF RIGHT FIBULA, SUBSEQUENT ENCOUNTER FOR OPEN FRACTURE TYPE IIIA, IIIB, OR IIIC WITH DELAYED HEALING	S82441J
DX_FRACTURE	FRACTURES	DX10	S82.441K	DISPLACED SPIRAL FRACTURE OF SHAFT OF RIGHT FIBULA, SUBSEQUENT ENCOUNTER FOR CLOSED FRACTURE WITH NONUNION	S82441K
DX_FRACTURE	FRACTURES	DX10	S82.441M	DISPLACED SPIRAL FRACTURE OF SHAFT OF RIGHT FIBULA, SUBSEQUENT ENCOUNTER FOR OPEN FRACTURE TYPE I OR II WITH NONUNION	S82441M
DX_FRACTURE	FRACTURES	DX10	S82.441N	DISPLACED SPIRAL FRACTURE OF SHAFT OF RIGHT FIBULA, SUBSEQUENT ENCOUNTER FOR OPEN FRACTURE TYPE IIIA, IIIB, OR IIIC WITH NONUNION	S82441N
DX_FRACTURE	FRACTURES	DX10	S82.441P	DISPLACED SPIRAL FRACTURE OF SHAFT OF RIGHT FIBULA, SUBSEQUENT ENCOUNTER FOR CLOSED FRACTURE WITH MALUNION	S82441P
DX_FRACTURE	FRACTURES	DX10	S82.441Q	DISPLACED SPIRAL FRACTURE OF SHAFT OF RIGHT FIBULA, SUBSEQUENT ENCOUNTER FOR OPEN FRACTURE TYPE I OR II WITH MALUNION	S82441Q
DX_FRACTURE	FRACTURES	DX10	S82.441R	DISPLACED SPIRAL FRACTURE OF SHAFT OF RIGHT FIBULA, SUBSEQUENT ENCOUNTER FOR OPEN FRACTURE TYPE IIIA, IIIB, OR IIIC WITH MALUNION	S82441R
DX_FRACTURE	FRACTURES	DX10	S82.441S	DISPLACED SPIRAL FRACTURE OF SHAFT OF RIGHT FIBULA, SEQUELA	S82441S
DX_FRACTURE	FRACTURES	DX10	S82.442	DISPLACED SPIRAL FRACTURE OF SHAFT OF LEFT FIBULA	S82442
DX_FRACTURE	FRACTURES	DX10	S82.442A	DISPLACED SPIRAL FRACTURE OF SHAFT OF LEFT FIBULA, INITIAL ENCOUNTER FOR CLOSED FRACTURE	S82442A
DX_FRACTURE	FRACTURES	DX10	S82.442B	DISPLACED SPIRAL FRACTURE OF SHAFT OF LEFT FIBULA, INITIAL ENCOUNTER FOR OPEN FRACTURE TYPE I OR II	S82442B
DX_FRACTURE	FRACTURES	DX10	S82.442C	DISPLACED SPIRAL FRACTURE OF SHAFT OF LEFT FIBULA, INITIAL ENCOUNTER FOR OPEN FRACTURE TYPE IIIA, IIIB, OR IIIC	S82442C
DX_FRACTURE	FRACTURES	DX10	S82.442D	DISPLACED SPIRAL FRACTURE OF SHAFT OF LEFT FIBULA, SUBSEQUENT ENCOUNTER FOR CLOSED FRACTURE WITH ROUTINE HEALING	S82442D
DX_FRACTURE	FRACTURES	DX10	S82.442E	DISPLACED SPIRAL FRACTURE OF SHAFT OF LEFT FIBULA, SUBSEQUENT ENCOUNTER FOR OPEN FRACTURE TYPE I OR II WITH ROUTINE HEALING	S82442E
DX_FRACTURE	FRACTURES	DX10	S82.442F	DISPLACED SPIRAL FRACTURE OF SHAFT OF LEFT FIBULA, SUBSEQUENT ENCOUNTER FOR OPEN FRACTURE TYPE IIIA, IIIB, OR IIIC WITH ROUTINE HEALING	S82442F
DX_FRACTURE	FRACTURES	DX10	S82.442G	DISPLACED SPIRAL FRACTURE OF SHAFT OF LEFT FIBULA, SUBSEQUENT ENCOUNTER FOR CLOSED FRACTURE WITH DELAYED HEALING	S82442G
DX_FRACTURE	FRACTURES	DX10	S82.442H	DISPLACED SPIRAL FRACTURE OF SHAFT OF LEFT FIBULA, SUBSEQUENT ENCOUNTER FOR OPEN FRACTURE TYPE I OR II WITH DELAYED HEALING	S82442H
DX_FRACTURE	FRACTURES	DX10	S82.442J	DISPLACED SPIRAL FRACTURE OF SHAFT OF LEFT FIBULA, SUBSEQUENT ENCOUNTER FOR OPEN FRACTURE TYPE IIIA, IIIB, OR IIIC WITH DELAYED HEALING	S82442J
DX_FRACTURE	FRACTURES	DX10	S82.442K	DISPLACED SPIRAL FRACTURE OF SHAFT OF LEFT FIBULA, SUBSEQUENT ENCOUNTER FOR CLOSED FRACTURE WITH NONUNION	S82442K
DX_FRACTURE	FRACTURES	DX10	S82.442M	DISPLACED SPIRAL FRACTURE OF SHAFT OF LEFT FIBULA, SUBSEQUENT ENCOUNTER FOR OPEN FRACTURE TYPE I OR II WITH NONUNION	S82442M
DX_FRACTURE	FRACTURES	DX10	S82.442N	DISPLACED SPIRAL FRACTURE OF SHAFT OF LEFT FIBULA, SUBSEQUENT ENCOUNTER FOR OPEN FRACTURE TYPE IIIA, IIIB, OR IIIC WITH NONUNION	S82442N
DX_FRACTURE	FRACTURES	DX10	S82.442P	DISPLACED SPIRAL FRACTURE OF SHAFT OF LEFT FIBULA, SUBSEQUENT ENCOUNTER FOR CLOSED FRACTURE WITH MALUNION	S82442P

Boehringer Ingelheim
Statistical and Epidemiological Analysis Plan (SEAP) for Non-Interventional Study
(NIS)
BI Study Number 1245-0228

Proprietary confidential information © 2023 Boehringer Ingelheim International GmbH or one or more of its affiliated companies

DX_FRACTURE	FRACTURES	DX10	S82.442Q	DISPLACED SPIRAL FRACTURE OF SHAFT OF LEFT FIBULA, SUBSEQUENT ENCOUNTER FOR OPEN FRACTURE TYPE I OR II WITH MALUNION	S82442Q
DX_FRACTURE	FRACTURES	DX10	S82.442R	DISPLACED SPIRAL FRACTURE OF SHAFT OF LEFT FIBULA, SUBSEQUENT ENCOUNTER FOR OPEN FRACTURE TYPE IIIA, IIIB, OR IIIC WITH MALUNION	S82442R
DX_FRACTURE	FRACTURES	DX10	S82.442S	DISPLACED SPIRAL FRACTURE OF SHAFT OF LEFT FIBULA, SEQUELA	S82442S
DX_FRACTURE	FRACTURES	DX10	S82.443	DISPLACED SPIRAL FRACTURE OF SHAFT OF UNSPECIFIED FIBULA	S82443
DX_FRACTURE	FRACTURES	DX10	S82.443A	DISPLACED SPIRAL FRACTURE OF SHAFT OF UNSPECIFIED FIBULA, INITIAL ENCOUNTER FOR CLOSED FRACTURE	S82443A
DX_FRACTURE	FRACTURES	DX10	S82.443B	DISPLACED SPIRAL FRACTURE OF SHAFT OF UNSPECIFIED FIBULA, INITIAL ENCOUNTER FOR OPEN FRACTURE TYPE I OR II	S82443B
DX_FRACTURE	FRACTURES	DX10	S82.443C	DISPLACED SPIRAL FRACTURE OF SHAFT OF UNSPECIFIED FIBULA, INITIAL ENCOUNTER FOR OPEN FRACTURE TYPE IIIA, IIIB, OR IIIC	S82443C
DX_FRACTURE	FRACTURES	DX10	S82.443D	DISPLACED SPIRAL FRACTURE OF SHAFT OF UNSPECIFIED FIBULA, SUBSEQUENT ENCOUNTER FOR CLOSED FRACTURE WITH ROUTINE HEALING	S82443D
DX_FRACTURE	FRACTURES	DX10	S82.443E	DISPLACED SPIRAL FRACTURE OF SHAFT OF UNSPECIFIED FIBULA, SUBSEQUENT ENCOUNTER FOR OPEN FRACTURE TYPE I OR II WITH ROUTINE HEALING	S82443E
DX_FRACTURE	FRACTURES	DX10	S82.443F	DISPLACED SPIRAL FRACTURE OF SHAFT OF UNSPECIFIED FIBULA, SUBSEQUENT ENCOUNTER FOR OPEN FRACTURE TYPE IIIA, IIIB, OR IIIC WITH ROUTINE HEALING	S82443F
DX_FRACTURE	FRACTURES	DX10	S82.443G	DISPLACED SPIRAL FRACTURE OF SHAFT OF UNSPECIFIED FIBULA, SUBSEQUENT ENCOUNTER FOR CLOSED FRACTURE WITH DELAYED HEALING	S82443G
DX_FRACTURE	FRACTURES	DX10	S82.443H	DISPLACED SPIRAL FRACTURE OF SHAFT OF UNSPECIFIED FIBULA, SUBSEQUENT ENCOUNTER FOR OPEN FRACTURE TYPE I OR II WITH DELAYED HEALING	S82443H
DX_FRACTURE	FRACTURES	DX10	S82.443J	DISPLACED SPIRAL FRACTURE OF SHAFT OF UNSPECIFIED FIBULA, SUBSEQUENT ENCOUNTER FOR OPEN FRACTURE TYPE IIIA, IIIB, OR IIIC WITH DELAYED HEALING	S82443J
DX_FRACTURE	FRACTURES	DX10	S82.443K	DISPLACED SPIRAL FRACTURE OF SHAFT OF UNSPECIFIED FIBULA, SUBSEQUENT ENCOUNTER FOR CLOSED FRACTURE WITH NONUNION	S82443K
DX_FRACTURE	FRACTURES	DX10	S82.443M	DISPLACED SPIRAL FRACTURE OF SHAFT OF UNSPECIFIED FIBULA, SUBSEQUENT ENCOUNTER FOR OPEN FRACTURE TYPE I OR II WITH NONUNION	S82443M
DX_FRACTURE	FRACTURES	DX10	S82.443N	DISPLACED SPIRAL FRACTURE OF SHAFT OF UNSPECIFIED FIBULA, SUBSEQUENT ENCOUNTER FOR OPEN FRACTURE TYPE IIIA, IIIB, OR IIIC WITH NONUNION	S82443N
DX_FRACTURE	FRACTURES	DX10	S82.443P	DISPLACED SPIRAL FRACTURE OF SHAFT OF UNSPECIFIED FIBULA, SUBSEQUENT ENCOUNTER FOR CLOSED FRACTURE WITH MALUNION	S82443P
DX_FRACTURE	FRACTURES	DX10	S82.443Q	DISPLACED SPIRAL FRACTURE OF SHAFT OF UNSPECIFIED FIBULA, SUBSEQUENT ENCOUNTER FOR OPEN FRACTURE TYPE I OR II WITH MALUNION	S82443Q
DX_FRACTURE	FRACTURES	DX10	S82.443R	DISPLACED SPIRAL FRACTURE OF SHAFT OF UNSPECIFIED FIBULA, SUBSEQUENT ENCOUNTER FOR OPEN FRACTURE TYPE IIIA, IIIB, OR IIIC WITH MALUNION	S82443R
DX_FRACTURE	FRACTURES	DX10	S82.443S	DISPLACED SPIRAL FRACTURE OF SHAFT OF UNSPECIFIED FIBULA, SEQUELA	S82443S
DX_FRACTURE	FRACTURES	DX10	S82.444	NONDISPLACED SPIRAL FRACTURE OF SHAFT OF RIGHT FIBULA	S82444
DX_FRACTURE	FRACTURES	DX10	S82.444A	NONDISPLACED SPIRAL FRACTURE OF SHAFT OF RIGHT FIBULA, INITIAL ENCOUNTER FOR CLOSED FRACTURE	S82444A
DX_FRACTURE	FRACTURES	DX10	S82.444B	NONDISPLACED SPIRAL FRACTURE OF SHAFT OF RIGHT FIBULA, INITIAL ENCOUNTER FOR OPEN FRACTURE TYPE I OR II	S82444B
DX_FRACTURE	FRACTURES	DX10	S82.444C	NONDISPLACED SPIRAL FRACTURE OF SHAFT OF RIGHT FIBULA, INITIAL ENCOUNTER FOR OPEN FRACTURE TYPE IIIA, IIIB, OR IIIC	S82444C
DX_FRACTURE	FRACTURES	DX10	S82.444D	NONDISPLACED SPIRAL FRACTURE OF SHAFT OF RIGHT FIBULA, SUBSEQUENT ENCOUNTER FOR CLOSED FRACTURE WITH ROUTINE HEALING	S82444D
DX_FRACTURE	FRACTURES	DX10	S82.444E	NONDISPLACED SPIRAL FRACTURE OF SHAFT OF RIGHT FIBULA, SUBSEQUENT ENCOUNTER FOR OPEN FRACTURE TYPE I OR II WITH ROUTINE HEALING	S82444E
DX_FRACTURE	FRACTURES	DX10	S82.444F	NONDISPLACED SPIRAL FRACTURE OF SHAFT OF RIGHT FIBULA, SUBSEQUENT ENCOUNTER FOR OPEN FRACTURE TYPE IIIA, IIIB, OR IIIC WITH ROUTINE HEALING	S82444F
DX_FRACTURE	FRACTURES	DX10	S82.444G	NONDISPLACED SPIRAL FRACTURE OF SHAFT OF RIGHT FIBULA, SUBSEQUENT ENCOUNTER FOR CLOSED FRACTURE WITH DELAYED HEALING	S82444G
DX_FRACTURE	FRACTURES	DX10	S82.444H	NONDISPLACED SPIRAL FRACTURE OF SHAFT OF RIGHT FIBULA, SUBSEQUENT ENCOUNTER FOR OPEN FRACTURE TYPE I OR II WITH DELAYED HEALING	S82444H
DX_FRACTURE	FRACTURES	DX10	S82.444J	NONDISPLACED SPIRAL FRACTURE OF SHAFT OF RIGHT FIBULA, SUBSEQUENT ENCOUNTER FOR OPEN FRACTURE TYPE IIIA, IIIB, OR IIIC WITH DELAYED HEALING	S82444J
DX_FRACTURE	FRACTURES	DX10	S82.444K	NONDISPLACED SPIRAL FRACTURE OF SHAFT OF RIGHT FIBULA, SUBSEQUENT ENCOUNTER FOR CLOSED FRACTURE WITH NONUNION	S82444K
DX_FRACTURE	FRACTURES	DX10	S82.444M	NONDISPLACED SPIRAL FRACTURE OF SHAFT OF RIGHT FIBULA, SUBSEQUENT ENCOUNTER FOR OPEN FRACTURE TYPE I OR II WITH NONUNION	S82444M
DX_FRACTURE	FRACTURES	DX10	S82.444N	NONDISPLACED SPIRAL FRACTURE OF SHAFT OF RIGHT FIBULA, SUBSEQUENT ENCOUNTER FOR OPEN FRACTURE TYPE IIIA, IIIB, OR IIIC WITH NONUNION	S82444N
DX_FRACTURE	FRACTURES	DX10	S82.444P	NONDISPLACED SPIRAL FRACTURE OF SHAFT OF RIGHT FIBULA, SUBSEQUENT ENCOUNTER FOR CLOSED FRACTURE WITH MALUNION	S82444P
DX_FRACTURE	FRACTURES	DX10	S82.444Q	NONDISPLACED SPIRAL FRACTURE OF SHAFT OF RIGHT FIBULA, SUBSEQUENT ENCOUNTER FOR OPEN FRACTURE TYPE I OR II WITH MALUNION	S82444Q
DX_FRACTURE	FRACTURES	DX10	S82.444R	NONDISPLACED SPIRAL FRACTURE OF SHAFT OF RIGHT FIBULA, SUBSEQUENT ENCOUNTER FOR OPEN FRACTURE TYPE IIIA, IIIB, OR IIIC WITH MALUNION	S82444R
DX_FRACTURE	FRACTURES	DX10	S82.444S	NONDISPLACED SPIRAL FRACTURE OF SHAFT OF RIGHT FIBULA, SEQUELA	S82444S
DX_FRACTURE	FRACTURES	DX10	S82.445	NONDISPLACED SPIRAL FRACTURE OF SHAFT OF LEFT FIBULA	S82445
DX_FRACTURE	FRACTURES	DX10	S82.445A	NONDISPLACED SPIRAL FRACTURE OF SHAFT OF LEFT FIBULA, INITIAL ENCOUNTER FOR CLOSED FRACTURE	S82445A
DX_FRACTURE	FRACTURES	DX10	S82.445B	NONDISPLACED SPIRAL FRACTURE OF SHAFT OF LEFT FIBULA, INITIAL ENCOUNTER FOR OPEN FRACTURE TYPE I OR II	S82445B
DX_FRACTURE	FRACTURES	DX10	S82.445C	NONDISPLACED SPIRAL FRACTURE OF SHAFT OF LEFT FIBULA, INITIAL ENCOUNTER FOR OPEN FRACTURE TYPE IIIA, IIIB, OR IIIC	S82445C
DX_FRACTURE	FRACTURES	DX10	S82.445D	NONDISPLACED SPIRAL FRACTURE OF SHAFT OF LEFT FIBULA, SUBSEQUENT ENCOUNTER FOR CLOSED FRACTURE WITH ROUTINE HEALING	S82445D
DX_FRACTURE	FRACTURES	DX10	S82.445E	NONDISPLACED SPIRAL FRACTURE OF SHAFT OF LEFT FIBULA, SUBSEQUENT ENCOUNTER FOR OPEN FRACTURE TYPE I OR II WITH ROUTINE HEALING	S82445E
DX_FRACTURE	FRACTURES	DX10	S82.445F	NONDISPLACED SPIRAL FRACTURE OF SHAFT OF LEFT FIBULA, SUBSEQUENT ENCOUNTER FOR OPEN FRACTURE TYPE IIIA, IIIB, OR IIIC WITH ROUTINE HEALING	S82445F
DX_FRACTURE	FRACTURES	DX10	S82.445G	NONDISPLACED SPIRAL FRACTURE OF SHAFT OF LEFT FIBULA, SUBSEQUENT ENCOUNTER FOR CLOSED FRACTURE WITH DELAYED HEALING	S82445G
DX_FRACTURE	FRACTURES	DX10	S82.445H	NONDISPLACED SPIRAL FRACTURE OF SHAFT OF LEFT FIBULA, SUBSEQUENT ENCOUNTER FOR OPEN FRACTURE TYPE I OR II WITH DELAYED HEALING	S82445H
DX_FRACTURE	FRACTURES	DX10	S82.445J	NONDISPLACED SPIRAL FRACTURE OF SHAFT OF LEFT FIBULA, SUBSEQUENT ENCOUNTER FOR OPEN FRACTURE TYPE IIIA, IIIB, OR IIIC WITH DELAYED HEALING	S82445J
DX_FRACTURE	FRACTURES	DX10	S82.445K	NONDISPLACED SPIRAL FRACTURE OF SHAFT OF LEFT FIBULA, SUBSEQUENT ENCOUNTER FOR CLOSED FRACTURE WITH NONUNION	S82445K
DX_FRACTURE	FRACTURES	DX10	S82.445M	NONDISPLACED SPIRAL FRACTURE OF SHAFT OF LEFT FIBULA, SUBSEQUENT ENCOUNTER FOR OPEN FRACTURE TYPE I OR II WITH NONUNION	S82445M
DX_FRACTURE	FRACTURES	DX10	S82.445N	NONDISPLACED SPIRAL FRACTURE OF SHAFT OF LEFT FIBULA, SUBSEQUENT ENCOUNTER FOR OPEN FRACTURE TYPE IIIA, IIIB, OR IIIC WITH NONUNION	S82445N
DX_FRACTURE	FRACTURES	DX10	S82.445P	NONDISPLACED SPIRAL FRACTURE OF SHAFT OF LEFT FIBULA, SUBSEQUENT ENCOUNTER FOR CLOSED FRACTURE WITH MALUNION	S82445P

Boehringer Ingelheim
Statistical and Epidemiological Analysis Plan (SEAP) for Non-Interventional Study
(NIS)
BI Study Number 1245-0228

Proprietary confidential information © 2023 Boehringer Ingelheim International GmbH or one or more of its affiliated companies

DX_FRACTURE	FRACTURES	DX10	S82.445Q	NONDISPLACED SPIRAL FRACTURE OF SHAFT OF LEFT FIBULA, SUBSEQUENT ENCOUNTER FOR OPEN FRACTURE TYPE I OR II WITH MALUNION	S82445Q
DX_FRACTURE	FRACTURES	DX10	S82.445R	NONDISPLACED SPIRAL FRACTURE OF SHAFT OF LEFT FIBULA, SUBSEQUENT ENCOUNTER FOR OPEN FRACTURE TYPE IIIA, IIIB, OR IIIC WITH MALUNION	S82445R
DX_FRACTURE	FRACTURES	DX10	S82.445S	NONDISPLACED SPIRAL FRACTURE OF SHAFT OF LEFT FIBULA, SEQUELA	S82445S
DX_FRACTURE	FRACTURES	DX10	S82.446	NONDISPLACED SPIRAL FRACTURE OF SHAFT OF UNSPECIFIED FIBULA	S82446
DX_FRACTURE	FRACTURES	DX10	S82.446A	NONDISPLACED SPIRAL FRACTURE OF SHAFT OF UNSPECIFIED FIBULA, INITIAL ENCOUNTER FOR CLOSED FRACTURE	S82446A
DX_FRACTURE	FRACTURES	DX10	S82.446B	NONDISPLACED SPIRAL FRACTURE OF SHAFT OF UNSPECIFIED FIBULA, INITIAL ENCOUNTER FOR OPEN FRACTURE TYPE I OR II	S82446B
DX_FRACTURE	FRACTURES	DX10	S82.446C	NONDISPLACED SPIRAL FRACTURE OF SHAFT OF UNSPECIFIED FIBULA, INITIAL ENCOUNTER FOR OPEN FRACTURE TYPE IIIA, IIIB, OR IIIC	S82446C
DX_FRACTURE	FRACTURES	DX10	S82.446D	NONDISPLACED SPIRAL FRACTURE OF SHAFT OF UNSPECIFIED FIBULA, SUBSEQUENT ENCOUNTER FOR CLOSED FRACTURE WITH ROUTINE HEALING	S82446D
DX_FRACTURE	FRACTURES	DX10	S82.446E	NONDISPLACED SPIRAL FRACTURE OF SHAFT OF UNSPECIFIED FIBULA, SUBSEQUENT ENCOUNTER FOR OPEN FRACTURE TYPE I OR II WITH ROUTINE HEALING	S82446E
DX_FRACTURE	FRACTURES	DX10	S82.446F	NONDISPLACED SPIRAL FRACTURE OF SHAFT OF UNSPECIFIED FIBULA, SUBSEQUENT ENCOUNTER FOR OPEN FRACTURE TYPE IIIA, IIIB, OR IIIC WITH ROUTINE HEALING	S82446F
DX_FRACTURE	FRACTURES	DX10	S82.446G	NONDISPLACED SPIRAL FRACTURE OF SHAFT OF UNSPECIFIED FIBULA, SUBSEQUENT ENCOUNTER FOR CLOSED FRACTURE WITH DELAYED HEALING	S82446G
DX_FRACTURE	FRACTURES	DX10	S82.446H	NONDISPLACED SPIRAL FRACTURE OF SHAFT OF UNSPECIFIED FIBULA, SUBSEQUENT ENCOUNTER FOR OPEN FRACTURE TYPE I OR II WITH DELAYED HEALING	S82446H
DX_FRACTURE	FRACTURES	DX10	S82.446J	NONDISPLACED SPIRAL FRACTURE OF SHAFT OF UNSPECIFIED FIBULA, SUBSEQUENT ENCOUNTER FOR OPEN FRACTURE TYPE IIIA, IIIB, OR IIIC WITH DELAYED HEALING	S82446J
DX_FRACTURE	FRACTURES	DX10	S82.446K	NONDISPLACED SPIRAL FRACTURE OF SHAFT OF UNSPECIFIED FIBULA, SUBSEQUENT ENCOUNTER FOR CLOSED FRACTURE WITH NONUNION	S82446K
DX_FRACTURE	FRACTURES	DX10	S82.446M	NONDISPLACED SPIRAL FRACTURE OF SHAFT OF UNSPECIFIED FIBULA, SUBSEQUENT ENCOUNTER FOR OPEN FRACTURE TYPE I OR II WITH NONUNION	S82446M
DX_FRACTURE	FRACTURES	DX10	S82.446N	NONDISPLACED SPIRAL FRACTURE OF SHAFT OF UNSPECIFIED FIBULA, SUBSEQUENT ENCOUNTER FOR OPEN FRACTURE TYPE IIIA, IIIB, OR IIIC WITH NONUNION	S82446N
DX_FRACTURE	FRACTURES	DX10	S82.446P	NONDISPLACED SPIRAL FRACTURE OF SHAFT OF UNSPECIFIED FIBULA, SUBSEQUENT ENCOUNTER FOR CLOSED FRACTURE WITH MALUNION	S82446P
DX_FRACTURE	FRACTURES	DX10	S82.446Q	NONDISPLACED SPIRAL FRACTURE OF SHAFT OF UNSPECIFIED FIBULA, SUBSEQUENT ENCOUNTER FOR OPEN FRACTURE TYPE I OR II WITH MALUNION	S82446Q
DX_FRACTURE	FRACTURES	DX10	S82.446R	NONDISPLACED SPIRAL FRACTURE OF SHAFT OF UNSPECIFIED FIBULA, SUBSEQUENT ENCOUNTER FOR OPEN FRACTURE TYPE IIIA, IIIB, OR IIIC WITH MALUNION	S82446R
DX_FRACTURE	FRACTURES	DX10	S82.446S	NONDISPLACED SPIRAL FRACTURE OF SHAFT OF UNSPECIFIED FIBULA, SEQUELA	S82446S
DX_FRACTURE	FRACTURES	DX10	S82.45	COMMINUTED FRACTURE OF SHAFT OF FIBULA	S8245
DX_FRACTURE	FRACTURES	DX10	S82.451	DISPLACED COMMINUTED FRACTURE OF SHAFT OF RIGHT FIBULA	S82451
DX_FRACTURE	FRACTURES	DX10	S82.451A	DISPLACED COMMINUTED FRACTURE OF SHAFT OF RIGHT FIBULA, INITIAL ENCOUNTER FOR CLOSED FRACTURE	S82451A
DX_FRACTURE	FRACTURES	DX10	S82.451B	DISPLACED COMMINUTED FRACTURE OF SHAFT OF RIGHT FIBULA, INITIAL ENCOUNTER FOR OPEN FRACTURE TYPE I OR II	S82451B
DX_FRACTURE	FRACTURES	DX10	S82.451C	DISPLACED COMMINUTED FRACTURE OF SHAFT OF RIGHT FIBULA, INITIAL ENCOUNTER FOR OPEN FRACTURE TYPE IIIA, IIIB, OR IIIC	S82451C
DX_FRACTURE	FRACTURES	DX10	S82.451D	DISPLACED COMMINUTED FRACTURE OF SHAFT OF RIGHT FIBULA, SUBSEQUENT ENCOUNTER FOR CLOSED FRACTURE WITH ROUTINE HEALING	S82451D
DX_FRACTURE	FRACTURES	DX10	S82.451E	DISPLACED COMMINUTED FRACTURE OF SHAFT OF RIGHT FIBULA, SUBSEQUENT ENCOUNTER FOR OPEN FRACTURE TYPE I OR II WITH ROUTINE HEALING	S82451E
DX_FRACTURE	FRACTURES	DX10	S82.451F	DISPLACED COMMINUTED FRACTURE OF SHAFT OF RIGHT FIBULA, SUBSEQUENT ENCOUNTER FOR OPEN FRACTURE TYPE IIIA, IIIB, OR IIIC WITH ROUTINE HEALING	S82451F
DX_FRACTURE	FRACTURES	DX10	S82.451G	DISPLACED COMMINUTED FRACTURE OF SHAFT OF RIGHT FIBULA, SUBSEQUENT ENCOUNTER FOR CLOSED FRACTURE WITH DELAYED HEALING	S82451G
DX_FRACTURE	FRACTURES	DX10	S82.451H	DISPLACED COMMINUTED FRACTURE OF SHAFT OF RIGHT FIBULA, SUBSEQUENT ENCOUNTER FOR OPEN FRACTURE TYPE I OR II WITH DELAYED HEALING	S82451H
DX_FRACTURE	FRACTURES	DX10	S82.451J	DISPLACED COMMINUTED FRACTURE OF SHAFT OF RIGHT FIBULA, SUBSEQUENT ENCOUNTER FOR OPEN FRACTURE TYPE IIIA, IIIB, OR IIIC WITH DELAYED HEALING	S82451J
DX_FRACTURE	FRACTURES	DX10	S82.451K	DISPLACED COMMINUTED FRACTURE OF SHAFT OF RIGHT FIBULA, SUBSEQUENT ENCOUNTER FOR CLOSED FRACTURE WITH NONUNION	S82451K
DX_FRACTURE	FRACTURES	DX10	S82.451M	DISPLACED COMMINUTED FRACTURE OF SHAFT OF RIGHT FIBULA, SUBSEQUENT ENCOUNTER FOR OPEN FRACTURE TYPE I OR II WITH NONUNION	S82451M
DX_FRACTURE	FRACTURES	DX10	S82.451N	DISPLACED COMMINUTED FRACTURE OF SHAFT OF RIGHT FIBULA, SUBSEQUENT ENCOUNTER FOR OPEN FRACTURE TYPE IIIA, IIIB, OR IIIC WITH NONUNION	S82451N
DX_FRACTURE	FRACTURES	DX10	S82.451P	DISPLACED COMMINUTED FRACTURE OF SHAFT OF RIGHT FIBULA, SUBSEQUENT ENCOUNTER FOR CLOSED FRACTURE WITH MALUNION	S82451P
DX_FRACTURE	FRACTURES	DX10	S82.451Q	DISPLACED COMMINUTED FRACTURE OF SHAFT OF RIGHT FIBULA, SUBSEQUENT ENCOUNTER FOR OPEN FRACTURE TYPE I OR II WITH MALUNION	S82451Q
DX_FRACTURE	FRACTURES	DX10	S82.451R	DISPLACED COMMINUTED FRACTURE OF SHAFT OF RIGHT FIBULA, SUBSEQUENT ENCOUNTER FOR OPEN FRACTURE TYPE IIIA, IIIB, OR IIIC WITH MALUNION	S82451R
DX_FRACTURE	FRACTURES	DX10	S82.451S	DISPLACED COMMINUTED FRACTURE OF SHAFT OF RIGHT FIBULA, SEQUELA	S82451S
DX_FRACTURE	FRACTURES	DX10	S82.452	DISPLACED COMMINUTED FRACTURE OF SHAFT OF LEFT FIBULA	S82452
DX_FRACTURE	FRACTURES	DX10	S82.452A	DISPLACED COMMINUTED FRACTURE OF SHAFT OF LEFT FIBULA, INITIAL ENCOUNTER FOR CLOSED FRACTURE	S82452A
DX_FRACTURE	FRACTURES	DX10	S82.452B	DISPLACED COMMINUTED FRACTURE OF SHAFT OF LEFT FIBULA, INITIAL ENCOUNTER FOR OPEN FRACTURE TYPE I OR II	S82452B
DX_FRACTURE	FRACTURES	DX10	S82.452C	DISPLACED COMMINUTED FRACTURE OF SHAFT OF LEFT FIBULA, INITIAL ENCOUNTER FOR OPEN FRACTURE TYPE IIIA, IIIB, OR IIIC	S82452C
DX_FRACTURE	FRACTURES	DX10	S82.452D	DISPLACED COMMINUTED FRACTURE OF SHAFT OF LEFT FIBULA, SUBSEQUENT ENCOUNTER FOR CLOSED FRACTURE WITH ROUTINE HEALING	S82452D
DX_FRACTURE	FRACTURES	DX10	S82.452E	DISPLACED COMMINUTED FRACTURE OF SHAFT OF LEFT FIBULA, SUBSEQUENT ENCOUNTER FOR OPEN FRACTURE TYPE I OR II WITH ROUTINE HEALING	S82452E
DX_FRACTURE	FRACTURES	DX10	S82.452F	DISPLACED COMMINUTED FRACTURE OF SHAFT OF LEFT FIBULA, SUBSEQUENT ENCOUNTER FOR OPEN FRACTURE TYPE IIIA, IIIB, OR IIIC WITH ROUTINE HEALING	S82452F
DX_FRACTURE	FRACTURES	DX10	S82.452G	DISPLACED COMMINUTED FRACTURE OF SHAFT OF LEFT FIBULA, SUBSEQUENT ENCOUNTER FOR CLOSED FRACTURE WITH DELAYED HEALING	S82452G
DX_FRACTURE	FRACTURES	DX10	S82.452H	DISPLACED COMMINUTED FRACTURE OF SHAFT OF LEFT FIBULA, SUBSEQUENT ENCOUNTER FOR OPEN FRACTURE TYPE I OR II WITH DELAYED HEALING	S82452H
DX_FRACTURE	FRACTURES	DX10	S82.452J	DISPLACED COMMINUTED FRACTURE OF SHAFT OF LEFT FIBULA, SUBSEQUENT ENCOUNTER FOR OPEN FRACTURE TYPE IIIA, IIIB, OR IIIC WITH DELAYED HEALING	S82452J
DX_FRACTURE	FRACTURES	DX10	S82.452K	DISPLACED COMMINUTED FRACTURE OF SHAFT OF LEFT FIBULA, SUBSEQUENT ENCOUNTER FOR CLOSED FRACTURE WITH NONUNION	S82452K
DX_FRACTURE	FRACTURES	DX10	S82.452M	DISPLACED COMMINUTED FRACTURE OF SHAFT OF LEFT FIBULA, SUBSEQUENT ENCOUNTER FOR OPEN FRACTURE TYPE I OR II WITH NONUNION	S82452M
DX_FRACTURE	FRACTURES	DX10	S82.452N	DISPLACED COMMINUTED FRACTURE OF SHAFT OF LEFT FIBULA, SUBSEQUENT ENCOUNTER FOR OPEN FRACTURE TYPE IIIA, IIIB, OR IIIC WITH NONUNION	S82452N
DX_FRACTURE	FRACTURES	DX10	S82.452P	DISPLACED COMMINUTED FRACTURE OF SHAFT OF LEFT FIBULA, SUBSEQUENT ENCOUNTER FOR CLOSED FRACTURE WITH MALUNION	S82452P

Boehringer Ingelheim
Statistical and Epidemiological Analysis Plan (SEAP) for Non-Interventional Study
(NIS)
BI Study Number 1245-0228

Proprietary confidential information © 2023 Boehringer Ingelheim International GmbH or one or more of its affiliated companies

DX_FRACTURE	FRACTURES	DX10	S82.452Q	DISPLACED COMMINUTED FRACTURE OF SHAFT OF LEFT FIBULA, SUBSEQUENT ENCOUNTER FOR OPEN FRACTURE TYPE I OR II WITH MALUNION	S82452Q
DX_FRACTURE	FRACTURES	DX10	S82.452R	DISPLACED COMMINUTED FRACTURE OF SHAFT OF LEFT FIBULA, SUBSEQUENT ENCOUNTER FOR OPEN FRACTURE TYPE IIIA, IIIB, OR IIIC WITH MALUNION	S82452R
DX_FRACTURE	FRACTURES	DX10	S82.452S	DISPLACED COMMINUTED FRACTURE OF SHAFT OF LEFT FIBULA, SEQUELA	S82452S
DX_FRACTURE	FRACTURES	DX10	S82.453	DISPLACED COMMINUTED FRACTURE OF SHAFT OF UNSPECIFIED FIBULA	S82453
DX_FRACTURE	FRACTURES	DX10	S82.453A	DISPLACED COMMINUTED FRACTURE OF SHAFT OF UNSPECIFIED FIBULA, INITIAL ENCOUNTER FOR CLOSED FRACTURE	S82453A
DX_FRACTURE	FRACTURES	DX10	S82.453B	DISPLACED COMMINUTED FRACTURE OF SHAFT OF UNSPECIFIED FIBULA, INITIAL ENCOUNTER FOR OPEN FRACTURE TYPE I OR II	S82453B
DX_FRACTURE	FRACTURES	DX10	S82.453C	DISPLACED COMMINUTED FRACTURE OF SHAFT OF UNSPECIFIED FIBULA, INITIAL ENCOUNTER FOR OPEN FRACTURE TYPE IIIA, IIIB, OR IIIC	S82453C
DX_FRACTURE	FRACTURES	DX10	S82.453D	DISPLACED COMMINUTED FRACTURE OF SHAFT OF UNSPECIFIED FIBULA, SUBSEQUENT ENCOUNTER FOR CLOSED FRACTURE WITH ROUTINE HEALING	S82453D
DX_FRACTURE	FRACTURES	DX10	S82.453E	DISPLACED COMMINUTED FRACTURE OF SHAFT OF UNSPECIFIED FIBULA, SUBSEQUENT ENCOUNTER FOR OPEN FRACTURE TYPE I OR II WITH ROUTINE HEALING	S82453E
DX_FRACTURE	FRACTURES	DX10	S82.453F	DISPLACED COMMINUTED FRACTURE OF SHAFT OF UNSPECIFIED FIBULA, SUBSEQUENT ENCOUNTER FOR OPEN FRACTURE TYPE IIIA, IIIB, OR IIIC WITH ROUTINE HEALING	S82453F
DX_FRACTURE	FRACTURES	DX10	S82.453G	DISPLACED COMMINUTED FRACTURE OF SHAFT OF UNSPECIFIED FIBULA, SUBSEQUENT ENCOUNTER FOR CLOSED FRACTURE WITH DELAYED HEALING	S82453G
DX_FRACTURE	FRACTURES	DX10	S82.453H	DISPLACED COMMINUTED FRACTURE OF SHAFT OF UNSPECIFIED FIBULA, SUBSEQUENT ENCOUNTER FOR OPEN FRACTURE TYPE I OR II WITH DELAYED HEALING	S82453H
DX_FRACTURE	FRACTURES	DX10	S82.453J	DISPLACED COMMINUTED FRACTURE OF SHAFT OF UNSPECIFIED FIBULA, SUBSEQUENT ENCOUNTER FOR OPEN FRACTURE TYPE IIIA, IIIB, OR IIIC WITH DELAYED HEALING	S82453J
DX_FRACTURE	FRACTURES	DX10	S82.453K	DISPLACED COMMINUTED FRACTURE OF SHAFT OF UNSPECIFIED FIBULA, SUBSEQUENT ENCOUNTER FOR CLOSED FRACTURE WITH NONUNION	S82453K
DX_FRACTURE	FRACTURES	DX10	S82.453M	DISPLACED COMMINUTED FRACTURE OF SHAFT OF UNSPECIFIED FIBULA, SUBSEQUENT ENCOUNTER FOR OPEN FRACTURE TYPE I OR II WITH NONUNION	S82453M
DX_FRACTURE	FRACTURES	DX10	S82.453N	DISPLACED COMMINUTED FRACTURE OF SHAFT OF UNSPECIFIED FIBULA, SUBSEQUENT ENCOUNTER FOR OPEN FRACTURE TYPE IIIA, IIIB, OR IIIC WITH NONUNION	S82453N
DX_FRACTURE	FRACTURES	DX10	S82.453P	DISPLACED COMMINUTED FRACTURE OF SHAFT OF UNSPECIFIED FIBULA, SUBSEQUENT ENCOUNTER FOR CLOSED FRACTURE WITH MALUNION	S82453P
DX_FRACTURE	FRACTURES	DX10	S82.453Q	DISPLACED COMMINUTED FRACTURE OF SHAFT OF UNSPECIFIED FIBULA, SUBSEQUENT ENCOUNTER FOR OPEN FRACTURE TYPE I OR II WITH MALUNION	S82453Q
DX_FRACTURE	FRACTURES	DX10	S82.453R	DISPLACED COMMINUTED FRACTURE OF SHAFT OF UNSPECIFIED FIBULA, SUBSEQUENT ENCOUNTER FOR OPEN FRACTURE TYPE IIIA, IIIB, OR IIIC WITH MALUNION	S82453R
DX_FRACTURE	FRACTURES	DX10	S82.453S	DISPLACED COMMINUTED FRACTURE OF SHAFT OF UNSPECIFIED FIBULA, SEQUELA	S82453S
DX_FRACTURE	FRACTURES	DX10	S82.454	NONDISPLACED COMMINUTED FRACTURE OF SHAFT OF RIGHT FIBULA	S82454
DX_FRACTURE	FRACTURES	DX10	S82.454A	NONDISPLACED COMMINUTED FRACTURE OF SHAFT OF RIGHT FIBULA, INITIAL ENCOUNTER FOR CLOSED FRACTURE	S82454A
DX_FRACTURE	FRACTURES	DX10	S82.454B	NONDISPLACED COMMINUTED FRACTURE OF SHAFT OF RIGHT FIBULA, INITIAL ENCOUNTER FOR OPEN FRACTURE TYPE I OR II	S82454B
DX_FRACTURE	FRACTURES	DX10	S82.454C	NONDISPLACED COMMINUTED FRACTURE OF SHAFT OF RIGHT FIBULA, INITIAL ENCOUNTER FOR OPEN FRACTURE TYPE IIIA, IIIB, OR IIIC	S82454C
DX_FRACTURE	FRACTURES	DX10	S82.454D	NONDISPLACED COMMINUTED FRACTURE OF SHAFT OF RIGHT FIBULA, SUBSEQUENT ENCOUNTER FOR CLOSED FRACTURE WITH ROUTINE HEALING	S82454D
DX_FRACTURE	FRACTURES	DX10	S82.454E	NONDISPLACED COMMINUTED FRACTURE OF SHAFT OF RIGHT FIBULA, SUBSEQUENT ENCOUNTER FOR OPEN FRACTURE TYPE I OR II WITH ROUTINE HEALING	S82454E
DX_FRACTURE	FRACTURES	DX10	S82.454F	NONDISPLACED COMMINUTED FRACTURE OF SHAFT OF RIGHT FIBULA, SUBSEQUENT ENCOUNTER FOR OPEN FRACTURE TYPE IIIA, IIIB, OR IIIC WITH ROUTINE HEALING	S82454F
DX_FRACTURE	FRACTURES	DX10	S82.454G	NONDISPLACED COMMINUTED FRACTURE OF SHAFT OF RIGHT FIBULA, SUBSEQUENT ENCOUNTER FOR CLOSED FRACTURE WITH DELAYED HEALING	S82454G
DX_FRACTURE	FRACTURES	DX10	S82.454H	NONDISPLACED COMMINUTED FRACTURE OF SHAFT OF RIGHT FIBULA, SUBSEQUENT ENCOUNTER FOR OPEN FRACTURE TYPE I OR II WITH DELAYED HEALING	S82454H
DX_FRACTURE	FRACTURES	DX10	S82.454J	NONDISPLACED COMMINUTED FRACTURE OF SHAFT OF RIGHT FIBULA, SUBSEQUENT ENCOUNTER FOR OPEN FRACTURE TYPE IIIA, IIIB, OR IIIC WITH DELAYED HEALING	S82454J
DX_FRACTURE	FRACTURES	DX10	S82.454K	NONDISPLACED COMMINUTED FRACTURE OF SHAFT OF RIGHT FIBULA, SUBSEQUENT ENCOUNTER FOR CLOSED FRACTURE WITH NONUNION	S82454K
DX_FRACTURE	FRACTURES	DX10	S82.454M	NONDISPLACED COMMINUTED FRACTURE OF SHAFT OF RIGHT FIBULA, SUBSEQUENT ENCOUNTER FOR OPEN FRACTURE TYPE I OR II WITH NONUNION	S82454M
DX_FRACTURE	FRACTURES	DX10	S82.454N	NONDISPLACED COMMINUTED FRACTURE OF SHAFT OF RIGHT FIBULA, SUBSEQUENT ENCOUNTER FOR OPEN FRACTURE TYPE IIIA, IIIB, OR IIIC WITH NONUNION	S82454N
DX_FRACTURE	FRACTURES	DX10	S82.454P	NONDISPLACED COMMINUTED FRACTURE OF SHAFT OF RIGHT FIBULA, SUBSEQUENT ENCOUNTER FOR CLOSED FRACTURE WITH MALUNION	S82454P
DX_FRACTURE	FRACTURES	DX10	S82.454Q	NONDISPLACED COMMINUTED FRACTURE OF SHAFT OF RIGHT FIBULA, SUBSEQUENT ENCOUNTER FOR OPEN FRACTURE TYPE I OR II WITH MALUNION	S82454Q
DX_FRACTURE	FRACTURES	DX10	S82.454R	NONDISPLACED COMMINUTED FRACTURE OF SHAFT OF RIGHT FIBULA, SUBSEQUENT ENCOUNTER FOR OPEN FRACTURE TYPE IIIA, IIIB, OR IIIC WITH MALUNION	S82454R
DX_FRACTURE	FRACTURES	DX10	S82.454S	NONDISPLACED COMMINUTED FRACTURE OF SHAFT OF RIGHT FIBULA, SEQUELA	S82454S
DX_FRACTURE	FRACTURES	DX10	S82.455	NONDISPLACED COMMINUTED FRACTURE OF SHAFT OF LEFT FIBULA	S82455
DX_FRACTURE	FRACTURES	DX10	S82.455A	NONDISPLACED COMMINUTED FRACTURE OF SHAFT OF LEFT FIBULA, INITIAL ENCOUNTER FOR CLOSED FRACTURE	S82455A
DX_FRACTURE	FRACTURES	DX10	S82.455B	NONDISPLACED COMMINUTED FRACTURE OF SHAFT OF LEFT FIBULA, INITIAL ENCOUNTER FOR OPEN FRACTURE TYPE I OR II	S82455B
DX_FRACTURE	FRACTURES	DX10	S82.455C	NONDISPLACED COMMINUTED FRACTURE OF SHAFT OF LEFT FIBULA, INITIAL ENCOUNTER FOR OPEN FRACTURE TYPE IIIA, IIIB, OR IIIC	S82455C
DX_FRACTURE	FRACTURES	DX10	S82.455D	NONDISPLACED COMMINUTED FRACTURE OF SHAFT OF LEFT FIBULA, SUBSEQUENT ENCOUNTER FOR CLOSED FRACTURE WITH ROUTINE HEALING	S82455D
DX_FRACTURE	FRACTURES	DX10	S82.455E	NONDISPLACED COMMINUTED FRACTURE OF SHAFT OF LEFT FIBULA, SUBSEQUENT ENCOUNTER FOR OPEN FRACTURE TYPE I OR II WITH ROUTINE HEALING	S82455E
DX_FRACTURE	FRACTURES	DX10	S82.455F	NONDISPLACED COMMINUTED FRACTURE OF SHAFT OF LEFT FIBULA, SUBSEQUENT ENCOUNTER FOR OPEN FRACTURE TYPE IIIA, IIIB, OR IIIC WITH ROUTINE HEALING	S82455F
DX_FRACTURE	FRACTURES	DX10	S82.455G	NONDISPLACED COMMINUTED FRACTURE OF SHAFT OF LEFT FIBULA, SUBSEQUENT ENCOUNTER FOR CLOSED FRACTURE WITH DELAYED HEALING	S82455G
DX_FRACTURE	FRACTURES	DX10	S82.455H	NONDISPLACED COMMINUTED FRACTURE OF SHAFT OF LEFT FIBULA, SUBSEQUENT ENCOUNTER FOR OPEN FRACTURE TYPE I OR II WITH DELAYED HEALING	S82455H
DX_FRACTURE	FRACTURES	DX10	S82.455J	NONDISPLACED COMMINUTED FRACTURE OF SHAFT OF LEFT FIBULA, SUBSEQUENT ENCOUNTER FOR OPEN FRACTURE TYPE IIIA, IIIB, OR IIIC WITH DELAYED HEALING	S82455J
DX_FRACTURE	FRACTURES	DX10	S82.455K	NONDISPLACED COMMINUTED FRACTURE OF SHAFT OF LEFT FIBULA, SUBSEQUENT ENCOUNTER FOR CLOSED FRACTURE WITH NONUNION	S82455K
DX_FRACTURE	FRACTURES	DX10	S82.455M	NONDISPLACED COMMINUTED FRACTURE OF SHAFT OF LEFT FIBULA, SUBSEQUENT ENCOUNTER FOR OPEN FRACTURE TYPE I OR II WITH NONUNION	S82455M
DX_FRACTURE	FRACTURES	DX10	S82.455N	NONDISPLACED COMMINUTED FRACTURE OF SHAFT OF LEFT FIBULA, SUBSEQUENT ENCOUNTER FOR OPEN FRACTURE TYPE IIIA, IIIB, OR IIIC WITH NONUNION	S82455N
DX_FRACTURE	FRACTURES	DX10	S82.455P	NONDISPLACED COMMINUTED FRACTURE OF SHAFT OF LEFT FIBULA, SUBSEQUENT ENCOUNTER FOR CLOSED FRACTURE WITH MALUNION	S82455P

Boehringer Ingelheim
Statistical and Epidemiological Analysis Plan (SEAP) for Non-Interventional Study
(NIS)
BI Study Number 1245-0228

Proprietary confidential information © 2023 Boehringer Ingelheim International GmbH or one or more of its affiliated companies

DX_FRACTURE	FRACTURES	DX10	S82.455Q	NONDISPLACED COMMUNUTED FRACTURE OF SHAFT OF LEFT FIBULA, SUBSEQUENT ENCOUNTER FOR OPEN FRACTURE TYPE I OR II WITH MALUNION	S82455Q
DX_FRACTURE	FRACTURES	DX10	S82.455R	NONDISPLACED COMMUNUTED FRACTURE OF SHAFT OF LEFT FIBULA, SUBSEQUENT ENCOUNTER FOR OPEN FRACTURE TYPE IIIA, IIIB, OR IIIC WITH MALUNION	S82455R
DX_FRACTURE	FRACTURES	DX10	S82.455S	NONDISPLACED COMMUNUTED FRACTURE OF SHAFT OF LEFT FIBULA, SEQUELA	S82455S
DX_FRACTURE	FRACTURES	DX10	S82.456	NONDISPLACED COMMUNUTED FRACTURE OF SHAFT OF UNSPECIFIED FIBULA	S82456
DX_FRACTURE	FRACTURES	DX10	S82.456A	NONDISPLACED COMMUNUTED FRACTURE OF SHAFT OF UNSPECIFIED FIBULA, INITIAL ENCOUNTER FOR CLOSED FRACTURE	S82456A
DX_FRACTURE	FRACTURES	DX10	S82.456B	NONDISPLACED COMMUNUTED FRACTURE OF SHAFT OF UNSPECIFIED FIBULA, INITIAL ENCOUNTER FOR OPEN FRACTURE TYPE I OR II	S82456B
DX_FRACTURE	FRACTURES	DX10	S82.456C	NONDISPLACED COMMUNUTED FRACTURE OF SHAFT OF UNSPECIFIED FIBULA, INITIAL ENCOUNTER FOR OPEN FRACTURE TYPE IIIA, IIIB, OR IIIC	S82456C
DX_FRACTURE	FRACTURES	DX10	S82.456D	NONDISPLACED COMMUNUTED FRACTURE OF SHAFT OF UNSPECIFIED FIBULA, SUBSEQUENT ENCOUNTER FOR CLOSED FRACTURE WITH ROUTINE HEALING	S82456D
DX_FRACTURE	FRACTURES	DX10	S82.456E	NONDISPLACED COMMUNUTED FRACTURE OF SHAFT OF UNSPECIFIED FIBULA, SUBSEQUENT ENCOUNTER FOR OPEN FRACTURE TYPE I OR II WITH ROUTINE HEALING	S82456E
DX_FRACTURE	FRACTURES	DX10	S82.456F	NONDISPLACED COMMUNUTED FRACTURE OF SHAFT OF UNSPECIFIED FIBULA, SUBSEQUENT ENCOUNTER FOR OPEN FRACTURE TYPE IIIA, IIIB, OR IIIC WITH ROUTINE HEALING	S82456F
DX_FRACTURE	FRACTURES	DX10	S82.456G	NONDISPLACED COMMUNUTED FRACTURE OF SHAFT OF UNSPECIFIED FIBULA, SUBSEQUENT ENCOUNTER FOR CLOSED FRACTURE WITH DELAYED HEALING	S82456G
DX_FRACTURE	FRACTURES	DX10	S82.456H	NONDISPLACED COMMUNUTED FRACTURE OF SHAFT OF UNSPECIFIED FIBULA, SUBSEQUENT ENCOUNTER FOR OPEN FRACTURE TYPE I OR II WITH DELAYED HEALING	S82456H
DX_FRACTURE	FRACTURES	DX10	S82.456J	NONDISPLACED COMMUNUTED FRACTURE OF SHAFT OF UNSPECIFIED FIBULA, SUBSEQUENT ENCOUNTER FOR OPEN FRACTURE TYPE IIIA, IIIB, OR IIIC WITH DELAYED HEALING	S82456J
DX_FRACTURE	FRACTURES	DX10	S82.456K	NONDISPLACED COMMUNUTED FRACTURE OF SHAFT OF UNSPECIFIED FIBULA, SUBSEQUENT ENCOUNTER FOR CLOSED FRACTURE WITH NONUNION	S82456K
DX_FRACTURE	FRACTURES	DX10	S82.456M	NONDISPLACED COMMUNUTED FRACTURE OF SHAFT OF UNSPECIFIED FIBULA, SUBSEQUENT ENCOUNTER FOR OPEN FRACTURE TYPE I OR II WITH NONUNION	S82456M
DX_FRACTURE	FRACTURES	DX10	S82.456N	NONDISPLACED COMMUNUTED FRACTURE OF SHAFT OF UNSPECIFIED FIBULA, SUBSEQUENT ENCOUNTER FOR OPEN FRACTURE TYPE IIIA, IIIB, OR IIIC WITH NONUNION	S82456N
DX_FRACTURE	FRACTURES	DX10	S82.456P	NONDISPLACED COMMUNUTED FRACTURE OF SHAFT OF UNSPECIFIED FIBULA, SUBSEQUENT ENCOUNTER FOR CLOSED FRACTURE WITH MALUNION	S82456P
DX_FRACTURE	FRACTURES	DX10	S82.456Q	NONDISPLACED COMMUNUTED FRACTURE OF SHAFT OF UNSPECIFIED FIBULA, SUBSEQUENT ENCOUNTER FOR OPEN FRACTURE TYPE I OR II WITH MALUNION	S82456Q
DX_FRACTURE	FRACTURES	DX10	S82.456R	NONDISPLACED COMMUNUTED FRACTURE OF SHAFT OF UNSPECIFIED FIBULA, SUBSEQUENT ENCOUNTER FOR OPEN FRACTURE TYPE IIIA, IIIB, OR IIIC WITH MALUNION	S82456R
DX_FRACTURE	FRACTURES	DX10	S82.456S	NONDISPLACED COMMUNUTED FRACTURE OF SHAFT OF UNSPECIFIED FIBULA, SEQUELA	S82456S
DX_FRACTURE	FRACTURES	DX10	S82.46	SEGMENTAL FRACTURE OF SHAFT OF FIBULA	S8246
DX_FRACTURE	FRACTURES	DX10	S82.461	DISPLACED SEGMENTAL FRACTURE OF SHAFT OF RIGHT FIBULA	S82461
DX_FRACTURE	FRACTURES	DX10	S82.461A	DISPLACED SEGMENTAL FRACTURE OF SHAFT OF RIGHT FIBULA, INITIAL ENCOUNTER FOR CLOSED FRACTURE	S82461A
DX_FRACTURE	FRACTURES	DX10	S82.461B	DISPLACED SEGMENTAL FRACTURE OF SHAFT OF RIGHT FIBULA, INITIAL ENCOUNTER FOR OPEN FRACTURE TYPE I OR II	S82461B
DX_FRACTURE	FRACTURES	DX10	S82.461C	DISPLACED SEGMENTAL FRACTURE OF SHAFT OF RIGHT FIBULA, INITIAL ENCOUNTER FOR OPEN FRACTURE TYPE IIIA, IIIB, OR IIIC	S82461C
DX_FRACTURE	FRACTURES	DX10	S82.461D	DISPLACED SEGMENTAL FRACTURE OF SHAFT OF RIGHT FIBULA, SUBSEQUENT ENCOUNTER FOR CLOSED FRACTURE WITH ROUTINE HEALING	S82461D
DX_FRACTURE	FRACTURES	DX10	S82.461E	DISPLACED SEGMENTAL FRACTURE OF SHAFT OF RIGHT FIBULA, SUBSEQUENT ENCOUNTER FOR OPEN FRACTURE TYPE I OR II WITH ROUTINE HEALING	S82461E
DX_FRACTURE	FRACTURES	DX10	S82.461F	DISPLACED SEGMENTAL FRACTURE OF SHAFT OF RIGHT FIBULA, SUBSEQUENT ENCOUNTER FOR OPEN FRACTURE TYPE IIIA, IIIB, OR IIIC WITH ROUTINE HEALING	S82461F
DX_FRACTURE	FRACTURES	DX10	S82.461G	DISPLACED SEGMENTAL FRACTURE OF SHAFT OF RIGHT FIBULA, SUBSEQUENT ENCOUNTER FOR CLOSED FRACTURE WITH DELAYED HEALING	S82461G
DX_FRACTURE	FRACTURES	DX10	S82.461H	DISPLACED SEGMENTAL FRACTURE OF SHAFT OF RIGHT FIBULA, SUBSEQUENT ENCOUNTER FOR OPEN FRACTURE TYPE I OR II WITH DELAYED HEALING	S82461H
DX_FRACTURE	FRACTURES	DX10	S82.461J	DISPLACED SEGMENTAL FRACTURE OF SHAFT OF RIGHT FIBULA, SUBSEQUENT ENCOUNTER FOR OPEN FRACTURE TYPE IIIA, IIIB, OR IIIC WITH DELAYED HEALING	S82461J
DX_FRACTURE	FRACTURES	DX10	S82.461K	DISPLACED SEGMENTAL FRACTURE OF SHAFT OF RIGHT FIBULA, SUBSEQUENT ENCOUNTER FOR CLOSED FRACTURE WITH NONUNION	S82461K
DX_FRACTURE	FRACTURES	DX10	S82.461M	DISPLACED SEGMENTAL FRACTURE OF SHAFT OF RIGHT FIBULA, SUBSEQUENT ENCOUNTER FOR OPEN FRACTURE TYPE I OR II WITH NONUNION	S82461M
DX_FRACTURE	FRACTURES	DX10	S82.461N	DISPLACED SEGMENTAL FRACTURE OF SHAFT OF RIGHT FIBULA, SUBSEQUENT ENCOUNTER FOR OPEN FRACTURE TYPE IIIA, IIIB, OR IIIC WITH NONUNION	S82461N
DX_FRACTURE	FRACTURES	DX10	S82.461P	DISPLACED SEGMENTAL FRACTURE OF SHAFT OF RIGHT FIBULA, SUBSEQUENT ENCOUNTER FOR CLOSED FRACTURE WITH MALUNION	S82461P
DX_FRACTURE	FRACTURES	DX10	S82.461Q	DISPLACED SEGMENTAL FRACTURE OF SHAFT OF RIGHT FIBULA, SUBSEQUENT ENCOUNTER FOR OPEN FRACTURE TYPE I OR II WITH MALUNION	S82461Q
DX_FRACTURE	FRACTURES	DX10	S82.461R	DISPLACED SEGMENTAL FRACTURE OF SHAFT OF RIGHT FIBULA, SUBSEQUENT ENCOUNTER FOR OPEN FRACTURE TYPE IIIA, IIIB, OR IIIC WITH MALUNION	S82461R
DX_FRACTURE	FRACTURES	DX10	S82.461S	DISPLACED SEGMENTAL FRACTURE OF SHAFT OF RIGHT FIBULA, SEQUELA	S82461S
DX_FRACTURE	FRACTURES	DX10	S82.462	DISPLACED SEGMENTAL FRACTURE OF SHAFT OF LEFT FIBULA	S82462
DX_FRACTURE	FRACTURES	DX10	S82.462A	DISPLACED SEGMENTAL FRACTURE OF SHAFT OF LEFT FIBULA, INITIAL ENCOUNTER FOR CLOSED FRACTURE	S82462A
DX_FRACTURE	FRACTURES	DX10	S82.462B	DISPLACED SEGMENTAL FRACTURE OF SHAFT OF LEFT FIBULA, INITIAL ENCOUNTER FOR OPEN FRACTURE TYPE I OR II	S82462B
DX_FRACTURE	FRACTURES	DX10	S82.462C	DISPLACED SEGMENTAL FRACTURE OF SHAFT OF LEFT FIBULA, INITIAL ENCOUNTER FOR OPEN FRACTURE TYPE IIIA, IIIB, OR IIIC	S82462C
DX_FRACTURE	FRACTURES	DX10	S82.462D	DISPLACED SEGMENTAL FRACTURE OF SHAFT OF LEFT FIBULA, SUBSEQUENT ENCOUNTER FOR CLOSED FRACTURE WITH ROUTINE HEALING	S82462D
DX_FRACTURE	FRACTURES	DX10	S82.462E	DISPLACED SEGMENTAL FRACTURE OF SHAFT OF LEFT FIBULA, SUBSEQUENT ENCOUNTER FOR OPEN FRACTURE TYPE I OR II WITH ROUTINE HEALING	S82462E
DX_FRACTURE	FRACTURES	DX10	S82.462F	DISPLACED SEGMENTAL FRACTURE OF SHAFT OF LEFT FIBULA, SUBSEQUENT ENCOUNTER FOR OPEN FRACTURE TYPE IIIA, IIIB, OR IIIC WITH ROUTINE HEALING	S82462F
DX_FRACTURE	FRACTURES	DX10	S82.462G	DISPLACED SEGMENTAL FRACTURE OF SHAFT OF LEFT FIBULA, SUBSEQUENT ENCOUNTER FOR CLOSED FRACTURE WITH DELAYED HEALING	S82462G
DX_FRACTURE	FRACTURES	DX10	S82.462H	DISPLACED SEGMENTAL FRACTURE OF SHAFT OF LEFT FIBULA, SUBSEQUENT ENCOUNTER FOR OPEN FRACTURE TYPE I OR II WITH DELAYED HEALING	S82462H
DX_FRACTURE	FRACTURES	DX10	S82.462J	DISPLACED SEGMENTAL FRACTURE OF SHAFT OF LEFT FIBULA, SUBSEQUENT ENCOUNTER FOR OPEN FRACTURE TYPE IIIA, IIIB, OR IIIC WITH DELAYED HEALING	S82462J
DX_FRACTURE	FRACTURES	DX10	S82.462K	DISPLACED SEGMENTAL FRACTURE OF SHAFT OF LEFT FIBULA, SUBSEQUENT ENCOUNTER FOR CLOSED FRACTURE WITH NONUNION	S82462K
DX_FRACTURE	FRACTURES	DX10	S82.462M	DISPLACED SEGMENTAL FRACTURE OF SHAFT OF LEFT FIBULA, SUBSEQUENT ENCOUNTER FOR OPEN FRACTURE TYPE I OR II WITH NONUNION	S82462M
DX_FRACTURE	FRACTURES	DX10	S82.462N	DISPLACED SEGMENTAL FRACTURE OF SHAFT OF LEFT FIBULA, SUBSEQUENT ENCOUNTER FOR OPEN FRACTURE TYPE IIIA, IIIB, OR IIIC WITH NONUNION	S82462N
DX_FRACTURE	FRACTURES	DX10	S82.462P	DISPLACED SEGMENTAL FRACTURE OF SHAFT OF LEFT FIBULA, SUBSEQUENT ENCOUNTER FOR CLOSED FRACTURE WITH MALUNION	S82462P

Boehringer Ingelheim
Statistical and Epidemiological Analysis Plan (SEAP) for Non-Interventional Study
(NIS)
BI Study Number 1245-0228

Proprietary confidential information © 2023 Boehringer Ingelheim International GmbH or one or more of its affiliated companies

DX_FRACTURE	FRACTURES	DX10	S82.462Q	DISPLACED SEGMENTAL FRACTURE OF SHAFT OF LEFT FIBULA, SUBSEQUENT ENCOUNTER FOR OPEN FRACTURE TYPE I OR II WITH MALUNION	S82462Q
DX_FRACTURE	FRACTURES	DX10	S82.462R	DISPLACED SEGMENTAL FRACTURE OF SHAFT OF LEFT FIBULA, SUBSEQUENT ENCOUNTER FOR OPEN FRACTURE TYPE IIIA, IIIB, OR IIIC WITH MALUNION	S82462R
DX_FRACTURE	FRACTURES	DX10	S82.462S	DISPLACED SEGMENTAL FRACTURE OF SHAFT OF LEFT FIBULA, SEQUELA	S82462S
DX_FRACTURE	FRACTURES	DX10	S82.463	DISPLACED SEGMENTAL FRACTURE OF SHAFT OF UNSPECIFIED FIBULA	S82463
DX_FRACTURE	FRACTURES	DX10	S82.463A	DISPLACED SEGMENTAL FRACTURE OF SHAFT OF UNSPECIFIED FIBULA, INITIAL ENCOUNTER FOR CLOSED FRACTURE	S82463A
DX_FRACTURE	FRACTURES	DX10	S82.463B	DISPLACED SEGMENTAL FRACTURE OF SHAFT OF UNSPECIFIED FIBULA, INITIAL ENCOUNTER FOR OPEN FRACTURE TYPE I OR II	S82463B
DX_FRACTURE	FRACTURES	DX10	S82.463C	DISPLACED SEGMENTAL FRACTURE OF SHAFT OF UNSPECIFIED FIBULA, INITIAL ENCOUNTER FOR OPEN FRACTURE TYPE IIIA, IIIB, OR IIIC	S82463C
DX_FRACTURE	FRACTURES	DX10	S82.463D	DISPLACED SEGMENTAL FRACTURE OF SHAFT OF UNSPECIFIED FIBULA, SUBSEQUENT ENCOUNTER FOR CLOSED FRACTURE WITH ROUTINE HEALING	S82463D
DX_FRACTURE	FRACTURES	DX10	S82.463E	DISPLACED SEGMENTAL FRACTURE OF SHAFT OF UNSPECIFIED FIBULA, SUBSEQUENT ENCOUNTER FOR OPEN FRACTURE TYPE I OR II WITH ROUTINE HEALING	S82463E
DX_FRACTURE	FRACTURES	DX10	S82.463F	DISPLACED SEGMENTAL FRACTURE OF SHAFT OF UNSPECIFIED FIBULA, SUBSEQUENT ENCOUNTER FOR OPEN FRACTURE TYPE IIIA, IIIB, OR IIIC WITH ROUTINE HEALING	S82463F
DX_FRACTURE	FRACTURES	DX10	S82.463G	DISPLACED SEGMENTAL FRACTURE OF SHAFT OF UNSPECIFIED FIBULA, SUBSEQUENT ENCOUNTER FOR CLOSED FRACTURE WITH DELAYED HEALING	S82463G
DX_FRACTURE	FRACTURES	DX10	S82.463H	DISPLACED SEGMENTAL FRACTURE OF SHAFT OF UNSPECIFIED FIBULA, SUBSEQUENT ENCOUNTER FOR OPEN FRACTURE TYPE I OR II WITH DELAYED HEALING	S82463H
DX_FRACTURE	FRACTURES	DX10	S82.463J	DISPLACED SEGMENTAL FRACTURE OF SHAFT OF UNSPECIFIED FIBULA, SUBSEQUENT ENCOUNTER FOR OPEN FRACTURE TYPE IIIA, IIIB, OR IIIC WITH DELAYED HEALING	S82463J
DX_FRACTURE	FRACTURES	DX10	S82.463K	DISPLACED SEGMENTAL FRACTURE OF SHAFT OF UNSPECIFIED FIBULA, SUBSEQUENT ENCOUNTER FOR CLOSED FRACTURE WITH NONUNION	S82463K
DX_FRACTURE	FRACTURES	DX10	S82.463M	DISPLACED SEGMENTAL FRACTURE OF SHAFT OF UNSPECIFIED FIBULA, SUBSEQUENT ENCOUNTER FOR OPEN FRACTURE TYPE I OR II WITH NONUNION	S82463M
DX_FRACTURE	FRACTURES	DX10	S82.463N	DISPLACED SEGMENTAL FRACTURE OF SHAFT OF UNSPECIFIED FIBULA, SUBSEQUENT ENCOUNTER FOR OPEN FRACTURE TYPE IIIA, IIIB, OR IIIC WITH NONUNION	S82463N
DX_FRACTURE	FRACTURES	DX10	S82.463P	DISPLACED SEGMENTAL FRACTURE OF SHAFT OF UNSPECIFIED FIBULA, SUBSEQUENT ENCOUNTER FOR CLOSED FRACTURE WITH MALUNION	S82463P
DX_FRACTURE	FRACTURES	DX10	S82.463Q	DISPLACED SEGMENTAL FRACTURE OF SHAFT OF UNSPECIFIED FIBULA, SUBSEQUENT ENCOUNTER FOR OPEN FRACTURE TYPE I OR II WITH MALUNION	S82463Q
DX_FRACTURE	FRACTURES	DX10	S82.463R	DISPLACED SEGMENTAL FRACTURE OF SHAFT OF UNSPECIFIED FIBULA, SUBSEQUENT ENCOUNTER FOR OPEN FRACTURE TYPE IIIA, IIIB, OR IIIC WITH MALUNION	S82463R
DX_FRACTURE	FRACTURES	DX10	S82.463S	DISPLACED SEGMENTAL FRACTURE OF SHAFT OF UNSPECIFIED FIBULA, SEQUELA	S82463S
DX_FRACTURE	FRACTURES	DX10	S82.464	NONDISPLACED SEGMENTAL FRACTURE OF SHAFT OF RIGHT FIBULA	S82464
DX_FRACTURE	FRACTURES	DX10	S82.464A	NONDISPLACED SEGMENTAL FRACTURE OF SHAFT OF RIGHT FIBULA, INITIAL ENCOUNTER FOR CLOSED FRACTURE	S82464A
DX_FRACTURE	FRACTURES	DX10	S82.464B	NONDISPLACED SEGMENTAL FRACTURE OF SHAFT OF RIGHT FIBULA, INITIAL ENCOUNTER FOR OPEN FRACTURE TYPE I OR II	S82464B
DX_FRACTURE	FRACTURES	DX10	S82.464C	NONDISPLACED SEGMENTAL FRACTURE OF SHAFT OF RIGHT FIBULA, INITIAL ENCOUNTER FOR OPEN FRACTURE TYPE IIIA, IIIB, OR IIIC	S82464C
DX_FRACTURE	FRACTURES	DX10	S82.464D	NONDISPLACED SEGMENTAL FRACTURE OF SHAFT OF RIGHT FIBULA, SUBSEQUENT ENCOUNTER FOR CLOSED FRACTURE WITH ROUTINE HEALING	S82464D
DX_FRACTURE	FRACTURES	DX10	S82.464E	NONDISPLACED SEGMENTAL FRACTURE OF SHAFT OF RIGHT FIBULA, SUBSEQUENT ENCOUNTER FOR OPEN FRACTURE TYPE I OR II WITH ROUTINE HEALING	S82464E
DX_FRACTURE	FRACTURES	DX10	S82.464F	NONDISPLACED SEGMENTAL FRACTURE OF SHAFT OF RIGHT FIBULA, SUBSEQUENT ENCOUNTER FOR OPEN FRACTURE TYPE IIIA, IIIB, OR IIIC WITH ROUTINE HEALING	S82464F
DX_FRACTURE	FRACTURES	DX10	S82.464G	NONDISPLACED SEGMENTAL FRACTURE OF SHAFT OF RIGHT FIBULA, SUBSEQUENT ENCOUNTER FOR CLOSED FRACTURE WITH DELAYED HEALING	S82464G
DX_FRACTURE	FRACTURES	DX10	S82.464H	NONDISPLACED SEGMENTAL FRACTURE OF SHAFT OF RIGHT FIBULA, SUBSEQUENT ENCOUNTER FOR OPEN FRACTURE TYPE I OR II WITH DELAYED HEALING	S82464H
DX_FRACTURE	FRACTURES	DX10	S82.464J	NONDISPLACED SEGMENTAL FRACTURE OF SHAFT OF RIGHT FIBULA, SUBSEQUENT ENCOUNTER FOR OPEN FRACTURE TYPE IIIA, IIIB, OR IIIC WITH DELAYED HEALING	S82464J
DX_FRACTURE	FRACTURES	DX10	S82.464K	NONDISPLACED SEGMENTAL FRACTURE OF SHAFT OF RIGHT FIBULA, SUBSEQUENT ENCOUNTER FOR CLOSED FRACTURE WITH NONUNION	S82464K
DX_FRACTURE	FRACTURES	DX10	S82.464M	NONDISPLACED SEGMENTAL FRACTURE OF SHAFT OF RIGHT FIBULA, SUBSEQUENT ENCOUNTER FOR OPEN FRACTURE TYPE I OR II WITH NONUNION	S82464M
DX_FRACTURE	FRACTURES	DX10	S82.464N	NONDISPLACED SEGMENTAL FRACTURE OF SHAFT OF RIGHT FIBULA, SUBSEQUENT ENCOUNTER FOR OPEN FRACTURE TYPE IIIA, IIIB, OR IIIC WITH NONUNION	S82464N
DX_FRACTURE	FRACTURES	DX10	S82.464P	NONDISPLACED SEGMENTAL FRACTURE OF SHAFT OF RIGHT FIBULA, SUBSEQUENT ENCOUNTER FOR CLOSED FRACTURE WITH MALUNION	S82464P
DX_FRACTURE	FRACTURES	DX10	S82.464Q	NONDISPLACED SEGMENTAL FRACTURE OF SHAFT OF RIGHT FIBULA, SUBSEQUENT ENCOUNTER FOR OPEN FRACTURE TYPE I OR II WITH MALUNION	S82464Q
DX_FRACTURE	FRACTURES	DX10	S82.464R	NONDISPLACED SEGMENTAL FRACTURE OF SHAFT OF RIGHT FIBULA, SUBSEQUENT ENCOUNTER FOR OPEN FRACTURE TYPE IIIA, IIIB, OR IIIC WITH MALUNION	S82464R
DX_FRACTURE	FRACTURES	DX10	S82.464S	NONDISPLACED SEGMENTAL FRACTURE OF SHAFT OF RIGHT FIBULA, SEQUELA	S82464S
DX_FRACTURE	FRACTURES	DX10	S82.465	NONDISPLACED SEGMENTAL FRACTURE OF SHAFT OF LEFT FIBULA	S82465
DX_FRACTURE	FRACTURES	DX10	S82.465A	NONDISPLACED SEGMENTAL FRACTURE OF SHAFT OF LEFT FIBULA, INITIAL ENCOUNTER FOR CLOSED FRACTURE	S82465A
DX_FRACTURE	FRACTURES	DX10	S82.465B	NONDISPLACED SEGMENTAL FRACTURE OF SHAFT OF LEFT FIBULA, INITIAL ENCOUNTER FOR OPEN FRACTURE TYPE I OR II	S82465B
DX_FRACTURE	FRACTURES	DX10	S82.465C	NONDISPLACED SEGMENTAL FRACTURE OF SHAFT OF LEFT FIBULA, INITIAL ENCOUNTER FOR OPEN FRACTURE TYPE IIIA, IIIB, OR IIIC	S82465C
DX_FRACTURE	FRACTURES	DX10	S82.465D	NONDISPLACED SEGMENTAL FRACTURE OF SHAFT OF LEFT FIBULA, SUBSEQUENT ENCOUNTER FOR CLOSED FRACTURE WITH ROUTINE HEALING	S82465D
DX_FRACTURE	FRACTURES	DX10	S82.465E	NONDISPLACED SEGMENTAL FRACTURE OF SHAFT OF LEFT FIBULA, SUBSEQUENT ENCOUNTER FOR OPEN FRACTURE TYPE I OR II WITH ROUTINE HEALING	S82465E
DX_FRACTURE	FRACTURES	DX10	S82.465F	NONDISPLACED SEGMENTAL FRACTURE OF SHAFT OF LEFT FIBULA, SUBSEQUENT ENCOUNTER FOR OPEN FRACTURE TYPE IIIA, IIIB, OR IIIC WITH ROUTINE HEALING	S82465F
DX_FRACTURE	FRACTURES	DX10	S82.465G	NONDISPLACED SEGMENTAL FRACTURE OF SHAFT OF LEFT FIBULA, SUBSEQUENT ENCOUNTER FOR CLOSED FRACTURE WITH DELAYED HEALING	S82465G
DX_FRACTURE	FRACTURES	DX10	S82.465H	NONDISPLACED SEGMENTAL FRACTURE OF SHAFT OF LEFT FIBULA, SUBSEQUENT ENCOUNTER FOR OPEN FRACTURE TYPE I OR II WITH DELAYED HEALING	S82465H
DX_FRACTURE	FRACTURES	DX10	S82.465J	NONDISPLACED SEGMENTAL FRACTURE OF SHAFT OF LEFT FIBULA, SUBSEQUENT ENCOUNTER FOR OPEN FRACTURE TYPE IIIA, IIIB, OR IIIC WITH DELAYED HEALING	S82465J
DX_FRACTURE	FRACTURES	DX10	S82.465K	NONDISPLACED SEGMENTAL FRACTURE OF SHAFT OF LEFT FIBULA, SUBSEQUENT ENCOUNTER FOR CLOSED FRACTURE WITH NONUNION	S82465K
DX_FRACTURE	FRACTURES	DX10	S82.465M	NONDISPLACED SEGMENTAL FRACTURE OF SHAFT OF LEFT FIBULA, SUBSEQUENT ENCOUNTER FOR OPEN FRACTURE TYPE I OR II WITH NONUNION	S82465M
DX_FRACTURE	FRACTURES	DX10	S82.465N	NONDISPLACED SEGMENTAL FRACTURE OF SHAFT OF LEFT FIBULA, SUBSEQUENT ENCOUNTER FOR OPEN FRACTURE TYPE IIIA, IIIB, OR IIIC WITH NONUNION	S82465N
DX_FRACTURE	FRACTURES	DX10	S82.465P	NONDISPLACED SEGMENTAL FRACTURE OF SHAFT OF LEFT FIBULA, SUBSEQUENT ENCOUNTER FOR CLOSED FRACTURE WITH MALUNION	S82465P

Boehringer Ingelheim
Statistical and Epidemiological Analysis Plan (SEAP) for Non-Interventional Study
(NIS)
BI Study Number 1245-0228

Proprietary confidential information © 2023 Boehringer Ingelheim International GmbH or one or more of its affiliated companies

DX_FRACTURE	FRACTURES	DX10	S82.465Q	NONDISPLACED SEGMENTAL FRACTURE OF SHAFT OF LEFT FIBULA, SUBSEQUENT ENCOUNTER FOR OPEN FRACTURE TYPE I OR II WITH MALUNION	S82465Q
DX_FRACTURE	FRACTURES	DX10	S82.465R	NONDISPLACED SEGMENTAL FRACTURE OF SHAFT OF LEFT FIBULA, SUBSEQUENT ENCOUNTER FOR OPEN FRACTURE TYPE IIIA, IIIB, OR IIIC WITH MALUNION	S82465R
DX_FRACTURE	FRACTURES	DX10	S82.465S	NONDISPLACED SEGMENTAL FRACTURE OF SHAFT OF LEFT FIBULA, SEQUELA	S82465S
DX_FRACTURE	FRACTURES	DX10	S82.466	NONDISPLACED SEGMENTAL FRACTURE OF SHAFT OF UNSPECIFIED FIBULA	S82466
DX_FRACTURE	FRACTURES	DX10	S82.466A	NONDISPLACED SEGMENTAL FRACTURE OF SHAFT OF UNSPECIFIED FIBULA, INITIAL ENCOUNTER FOR CLOSED FRACTURE	S82466A
DX_FRACTURE	FRACTURES	DX10	S82.466B	NONDISPLACED SEGMENTAL FRACTURE OF SHAFT OF UNSPECIFIED FIBULA, INITIAL ENCOUNTER FOR OPEN FRACTURE TYPE I OR II	S82466B
DX_FRACTURE	FRACTURES	DX10	S82.466C	NONDISPLACED SEGMENTAL FRACTURE OF SHAFT OF UNSPECIFIED FIBULA, INITIAL ENCOUNTER FOR OPEN FRACTURE TYPE IIIA, IIIB, OR IIIC	S82466C
DX_FRACTURE	FRACTURES	DX10	S82.466D	NONDISPLACED SEGMENTAL FRACTURE OF SHAFT OF UNSPECIFIED FIBULA, SUBSEQUENT ENCOUNTER FOR CLOSED FRACTURE WITH ROUTINE HEALING	S82466D
DX_FRACTURE	FRACTURES	DX10	S82.466E	NONDISPLACED SEGMENTAL FRACTURE OF SHAFT OF UNSPECIFIED FIBULA, SUBSEQUENT ENCOUNTER FOR OPEN FRACTURE TYPE I OR II WITH ROUTINE HEALING	S82466E
DX_FRACTURE	FRACTURES	DX10	S82.466F	NONDISPLACED SEGMENTAL FRACTURE OF SHAFT OF UNSPECIFIED FIBULA, SUBSEQUENT ENCOUNTER FOR OPEN FRACTURE TYPE IIIA, IIIB, OR IIIC WITH ROUTINE HEALING	S82466F
DX_FRACTURE	FRACTURES	DX10	S82.466G	NONDISPLACED SEGMENTAL FRACTURE OF SHAFT OF UNSPECIFIED FIBULA, SUBSEQUENT ENCOUNTER FOR CLOSED FRACTURE WITH DELAYED HEALING	S82466G
DX_FRACTURE	FRACTURES	DX10	S82.466H	NONDISPLACED SEGMENTAL FRACTURE OF SHAFT OF UNSPECIFIED FIBULA, SUBSEQUENT ENCOUNTER FOR OPEN FRACTURE TYPE I OR II WITH DELAYED HEALING	S82466H
DX_FRACTURE	FRACTURES	DX10	S82.466J	NONDISPLACED SEGMENTAL FRACTURE OF SHAFT OF UNSPECIFIED FIBULA, SUBSEQUENT ENCOUNTER FOR OPEN FRACTURE TYPE IIIA, IIIB, OR IIIC WITH DELAYED HEALING	S82466J
DX_FRACTURE	FRACTURES	DX10	S82.466K	NONDISPLACED SEGMENTAL FRACTURE OF SHAFT OF UNSPECIFIED FIBULA, SUBSEQUENT ENCOUNTER FOR CLOSED FRACTURE WITH NONUNION	S82466K
DX_FRACTURE	FRACTURES	DX10	S82.466M	NONDISPLACED SEGMENTAL FRACTURE OF SHAFT OF UNSPECIFIED FIBULA, SUBSEQUENT ENCOUNTER FOR OPEN FRACTURE TYPE I OR II WITH NONUNION	S82466M
DX_FRACTURE	FRACTURES	DX10	S82.466N	NONDISPLACED SEGMENTAL FRACTURE OF SHAFT OF UNSPECIFIED FIBULA, SUBSEQUENT ENCOUNTER FOR OPEN FRACTURE TYPE IIIA, IIIB, OR IIIC WITH NONUNION	S82466N
DX_FRACTURE	FRACTURES	DX10	S82.466P	NONDISPLACED SEGMENTAL FRACTURE OF SHAFT OF UNSPECIFIED FIBULA, SUBSEQUENT ENCOUNTER FOR CLOSED FRACTURE WITH MALUNION	S82466P
DX_FRACTURE	FRACTURES	DX10	S82.466Q	NONDISPLACED SEGMENTAL FRACTURE OF SHAFT OF UNSPECIFIED FIBULA, SUBSEQUENT ENCOUNTER FOR OPEN FRACTURE TYPE I OR II WITH MALUNION	S82466Q
DX_FRACTURE	FRACTURES	DX10	S82.466R	NONDISPLACED SEGMENTAL FRACTURE OF SHAFT OF UNSPECIFIED FIBULA, SUBSEQUENT ENCOUNTER FOR OPEN FRACTURE TYPE IIIA, IIIB, OR IIIC WITH MALUNION	S82466R
DX_FRACTURE	FRACTURES	DX10	S82.466S	NONDISPLACED SEGMENTAL FRACTURE OF SHAFT OF UNSPECIFIED FIBULA, SEQUELA	S82466S
DX_FRACTURE	FRACTURES	DX10	S82.49	OTHER FRACTURE OF SHAFT OF FIBULA	S8249
DX_FRACTURE	FRACTURES	DX10	S82.491	OTHER FRACTURE OF SHAFT OF RIGHT FIBULA	S82491
DX_FRACTURE	FRACTURES	DX10	S82.491A	OTHER FRACTURE OF SHAFT OF RIGHT FIBULA, INITIAL ENCOUNTER FOR CLOSED FRACTURE	S82491A
DX_FRACTURE	FRACTURES	DX10	S82.491B	OTHER FRACTURE OF SHAFT OF RIGHT FIBULA, INITIAL ENCOUNTER FOR OPEN FRACTURE TYPE I OR II	S82491B
DX_FRACTURE	FRACTURES	DX10	S82.491C	OTHER FRACTURE OF SHAFT OF RIGHT FIBULA, INITIAL ENCOUNTER FOR OPEN FRACTURE TYPE IIIA, IIIB, OR IIIC	S82491C
DX_FRACTURE	FRACTURES	DX10	S82.491D	OTHER FRACTURE OF SHAFT OF RIGHT FIBULA, SUBSEQUENT ENCOUNTER FOR CLOSED FRACTURE WITH ROUTINE HEALING	S82491D
DX_FRACTURE	FRACTURES	DX10	S82.491E	OTHER FRACTURE OF SHAFT OF RIGHT FIBULA, SUBSEQUENT ENCOUNTER FOR OPEN FRACTURE TYPE I OR II WITH ROUTINE HEALING	S82491E
DX_FRACTURE	FRACTURES	DX10	S82.491F	OTHER FRACTURE OF SHAFT OF RIGHT FIBULA, SUBSEQUENT ENCOUNTER FOR OPEN FRACTURE TYPE IIIA, IIIB, OR IIIC WITH ROUTINE HEALING	S82491F
DX_FRACTURE	FRACTURES	DX10	S82.491G	OTHER FRACTURE OF SHAFT OF RIGHT FIBULA, SUBSEQUENT ENCOUNTER FOR CLOSED FRACTURE WITH DELAYED HEALING	S82491G
DX_FRACTURE	FRACTURES	DX10	S82.491H	OTHER FRACTURE OF SHAFT OF RIGHT FIBULA, SUBSEQUENT ENCOUNTER FOR OPEN FRACTURE TYPE I OR II WITH DELAYED HEALING	S82491H
DX_FRACTURE	FRACTURES	DX10	S82.491J	OTHER FRACTURE OF SHAFT OF RIGHT FIBULA, SUBSEQUENT ENCOUNTER FOR OPEN FRACTURE TYPE IIIA, IIIB, OR IIIC WITH DELAYED HEALING	S82491J
DX_FRACTURE	FRACTURES	DX10	S82.491K	OTHER FRACTURE OF SHAFT OF RIGHT FIBULA, SUBSEQUENT ENCOUNTER FOR CLOSED FRACTURE WITH NONUNION	S82491K
DX_FRACTURE	FRACTURES	DX10	S82.491M	OTHER FRACTURE OF SHAFT OF RIGHT FIBULA, SUBSEQUENT ENCOUNTER FOR OPEN FRACTURE TYPE I OR II WITH NONUNION	S82491M
DX_FRACTURE	FRACTURES	DX10	S82.491N	OTHER FRACTURE OF SHAFT OF RIGHT FIBULA, SUBSEQUENT ENCOUNTER FOR OPEN FRACTURE TYPE IIIA, IIIB, OR IIIC WITH NONUNION	S82491N
DX_FRACTURE	FRACTURES	DX10	S82.491P	OTHER FRACTURE OF SHAFT OF RIGHT FIBULA, SUBSEQUENT ENCOUNTER FOR CLOSED FRACTURE WITH MALUNION	S82491P
DX_FRACTURE	FRACTURES	DX10	S82.491Q	OTHER FRACTURE OF SHAFT OF RIGHT FIBULA, SUBSEQUENT ENCOUNTER FOR OPEN FRACTURE TYPE I OR II WITH MALUNION	S82491Q
DX_FRACTURE	FRACTURES	DX10	S82.491R	OTHER FRACTURE OF SHAFT OF RIGHT FIBULA, SUBSEQUENT ENCOUNTER FOR OPEN FRACTURE TYPE IIIA, IIIB, OR IIIC WITH MALUNION	S82491R
DX_FRACTURE	FRACTURES	DX10	S82.491S	OTHER FRACTURE OF SHAFT OF RIGHT FIBULA, SEQUELA	S82491S
DX_FRACTURE	FRACTURES	DX10	S82.492	OTHER FRACTURE OF SHAFT OF LEFT FIBULA	S82492
DX_FRACTURE	FRACTURES	DX10	S82.492A	OTHER FRACTURE OF SHAFT OF LEFT FIBULA, INITIAL ENCOUNTER FOR CLOSED FRACTURE	S82492A
DX_FRACTURE	FRACTURES	DX10	S82.492B	OTHER FRACTURE OF SHAFT OF LEFT FIBULA, INITIAL ENCOUNTER FOR OPEN FRACTURE TYPE I OR II	S82492B
DX_FRACTURE	FRACTURES	DX10	S82.492C	OTHER FRACTURE OF SHAFT OF LEFT FIBULA, INITIAL ENCOUNTER FOR OPEN FRACTURE TYPE IIIA, IIIB, OR IIIC	S82492C
DX_FRACTURE	FRACTURES	DX10	S82.492D	OTHER FRACTURE OF SHAFT OF LEFT FIBULA, SUBSEQUENT ENCOUNTER FOR CLOSED FRACTURE WITH ROUTINE HEALING	S82492D
DX_FRACTURE	FRACTURES	DX10	S82.492E	OTHER FRACTURE OF SHAFT OF LEFT FIBULA, SUBSEQUENT ENCOUNTER FOR OPEN FRACTURE TYPE I OR II WITH ROUTINE HEALING	S82492E
DX_FRACTURE	FRACTURES	DX10	S82.492F	OTHER FRACTURE OF SHAFT OF LEFT FIBULA, SUBSEQUENT ENCOUNTER FOR OPEN FRACTURE TYPE IIIA, IIIB, OR IIIC WITH ROUTINE HEALING	S82492F
DX_FRACTURE	FRACTURES	DX10	S82.492G	OTHER FRACTURE OF SHAFT OF LEFT FIBULA, SUBSEQUENT ENCOUNTER FOR CLOSED FRACTURE WITH DELAYED HEALING	S82492G
DX_FRACTURE	FRACTURES	DX10	S82.492H	OTHER FRACTURE OF SHAFT OF LEFT FIBULA, SUBSEQUENT ENCOUNTER FOR OPEN FRACTURE TYPE I OR II WITH DELAYED HEALING	S82492H
DX_FRACTURE	FRACTURES	DX10	S82.492J	OTHER FRACTURE OF SHAFT OF LEFT FIBULA, SUBSEQUENT ENCOUNTER FOR OPEN FRACTURE TYPE IIIA, IIIB, OR IIIC WITH DELAYED HEALING	S82492J
DX_FRACTURE	FRACTURES	DX10	S82.492K	OTHER FRACTURE OF SHAFT OF LEFT FIBULA, SUBSEQUENT ENCOUNTER FOR CLOSED FRACTURE WITH NONUNION	S82492K
DX_FRACTURE	FRACTURES	DX10	S82.492M	OTHER FRACTURE OF SHAFT OF LEFT FIBULA, SUBSEQUENT ENCOUNTER FOR OPEN FRACTURE TYPE I OR II WITH NONUNION	S82492M
DX_FRACTURE	FRACTURES	DX10	S82.492N	OTHER FRACTURE OF SHAFT OF LEFT FIBULA, SUBSEQUENT ENCOUNTER FOR OPEN FRACTURE TYPE IIIA, IIIB, OR IIIC WITH NONUNION	S82492N
DX_FRACTURE	FRACTURES	DX10	S82.492P	OTHER FRACTURE OF SHAFT OF LEFT FIBULA, SUBSEQUENT ENCOUNTER FOR CLOSED FRACTURE WITH MALUNION	S82492P
DX_FRACTURE	FRACTURES	DX10	S82.492Q	OTHER FRACTURE OF SHAFT OF LEFT FIBULA, SUBSEQUENT ENCOUNTER FOR OPEN FRACTURE TYPE I OR II WITH MALUNION	S82492Q

Boehringer Ingelheim
Statistical and Epidemiological Analysis Plan (SEAP) for Non-Interventional Study
(NIS)
BI Study Number 1245-0228

Proprietary confidential information © 2023 Boehringer Ingelheim International GmbH or one or more of its affiliated companies

DX_FRACTURE	FRACTURES	DX10	S82.492R	OTHER FRACTURE OF SHAFT OF LEFT FIBULA, SUBSEQUENT ENCOUNTER FOR OPEN FRACTURE TYPE IIIA, IIIB, OR IIIC WITH MALUNION	S82492R
DX_FRACTURE	FRACTURES	DX10	S82.492S	OTHER FRACTURE OF SHAFT OF LEFT FIBULA, SEQUELA	S82492S
DX_FRACTURE	FRACTURES	DX10	S82.499	OTHER FRACTURE OF SHAFT OF UNSPECIFIED FIBULA	S82499
DX_FRACTURE	FRACTURES	DX10	S82.499A	OTHER FRACTURE OF SHAFT OF UNSPECIFIED FIBULA, INITIAL ENCOUNTER FOR CLOSED FRACTURE	S82499A
DX_FRACTURE	FRACTURES	DX10	S82.499B	OTHER FRACTURE OF SHAFT OF UNSPECIFIED FIBULA, INITIAL ENCOUNTER FOR OPEN FRACTURE TYPE I OR II	S82499B
DX_FRACTURE	FRACTURES	DX10	S82.499C	OTHER FRACTURE OF SHAFT OF UNSPECIFIED FIBULA, INITIAL ENCOUNTER FOR OPEN FRACTURE TYPE IIIA, IIIB, OR IIIC	S82499C
DX_FRACTURE	FRACTURES	DX10	S82.499D	OTHER FRACTURE OF SHAFT OF UNSPECIFIED FIBULA, SUBSEQUENT ENCOUNTER FOR CLOSED FRACTURE WITH ROUTINE HEALING	S82499D
DX_FRACTURE	FRACTURES	DX10	S82.499E	OTHER FRACTURE OF SHAFT OF UNSPECIFIED FIBULA, SUBSEQUENT ENCOUNTER FOR OPEN FRACTURE TYPE I OR II WITH ROUTINE HEALING	S82499E
DX_FRACTURE	FRACTURES	DX10	S82.499F	OTHER FRACTURE OF SHAFT OF UNSPECIFIED FIBULA, SUBSEQUENT ENCOUNTER FOR OPEN FRACTURE TYPE IIIA, IIIB, OR IIIC WITH ROUTINE HEALING	S82499F
DX_FRACTURE	FRACTURES	DX10	S82.499G	OTHER FRACTURE OF SHAFT OF UNSPECIFIED FIBULA, SUBSEQUENT ENCOUNTER FOR CLOSED FRACTURE WITH DELAYED HEALING	S82499G
DX_FRACTURE	FRACTURES	DX10	S82.499H	OTHER FRACTURE OF SHAFT OF UNSPECIFIED FIBULA, SUBSEQUENT ENCOUNTER FOR OPEN FRACTURE TYPE I OR II WITH DELAYED HEALING	S82499H
DX_FRACTURE	FRACTURES	DX10	S82.499J	OTHER FRACTURE OF SHAFT OF UNSPECIFIED FIBULA, SUBSEQUENT ENCOUNTER FOR OPEN FRACTURE TYPE IIIA, IIIB, OR IIIC WITH DELAYED HEALING	S82499J
DX_FRACTURE	FRACTURES	DX10	S82.499K	OTHER FRACTURE OF SHAFT OF UNSPECIFIED FIBULA, SUBSEQUENT ENCOUNTER FOR CLOSED FRACTURE WITH NONUNION	S82499K
DX_FRACTURE	FRACTURES	DX10	S82.499M	OTHER FRACTURE OF SHAFT OF UNSPECIFIED FIBULA, SUBSEQUENT ENCOUNTER FOR OPEN FRACTURE TYPE I OR II WITH NONUNION	S82499M
DX_FRACTURE	FRACTURES	DX10	S82.499N	OTHER FRACTURE OF SHAFT OF UNSPECIFIED FIBULA, SUBSEQUENT ENCOUNTER FOR OPEN FRACTURE TYPE IIIA, IIIB, OR IIIC WITH NONUNION	S82499N
DX_FRACTURE	FRACTURES	DX10	S82.499P	OTHER FRACTURE OF SHAFT OF UNSPECIFIED FIBULA, SUBSEQUENT ENCOUNTER FOR CLOSED FRACTURE WITH MALUNION	S82499P
DX_FRACTURE	FRACTURES	DX10	S82.499Q	OTHER FRACTURE OF SHAFT OF UNSPECIFIED FIBULA, SUBSEQUENT ENCOUNTER FOR OPEN FRACTURE TYPE I OR II WITH MALUNION	S82499Q
DX_FRACTURE	FRACTURES	DX10	S82.499R	OTHER FRACTURE OF SHAFT OF UNSPECIFIED FIBULA, SUBSEQUENT ENCOUNTER FOR OPEN FRACTURE TYPE IIIA, IIIB, OR IIIC WITH MALUNION	S82499R
DX_FRACTURE	FRACTURES	DX10	S82.499S	OTHER FRACTURE OF SHAFT OF UNSPECIFIED FIBULA, SEQUELA	S82499S
DX_FRACTURE	FRACTURES	DX10	S82.5	FRACTURE OF MEDIAL MALLEOLUS	S825
DX_FRACTURE	FRACTURES	DX10	S82.51	DISPLACED FRACTURE OF MEDIAL MALLEOLUS OF RIGHT TIBIA	S8251
DX_FRACTURE	FRACTURES	DX10	S82.51XA	DISPLACED FRACTURE OF MEDIAL MALLEOLUS OF RIGHT TIBIA, INITIAL ENCOUNTER FOR CLOSED FRACTURE	S8251XA
DX_FRACTURE	FRACTURES	DX10	S82.51XB	DISPLACED FRACTURE OF MEDIAL MALLEOLUS OF RIGHT TIBIA, INITIAL ENCOUNTER FOR OPEN FRACTURE TYPE I OR II	S8251XB
DX_FRACTURE	FRACTURES	DX10	S82.51XC	DISPLACED FRACTURE OF MEDIAL MALLEOLUS OF RIGHT TIBIA, INITIAL ENCOUNTER FOR OPEN FRACTURE TYPE IIIA, IIIB, OR IIIC	S8251XC
DX_FRACTURE	FRACTURES	DX10	S82.51XD	DISPLACED FRACTURE OF MEDIAL MALLEOLUS OF RIGHT TIBIA, SUBSEQUENT ENCOUNTER FOR CLOSED FRACTURE WITH ROUTINE HEALING	S8251XD
DX_FRACTURE	FRACTURES	DX10	S82.51XE	DISPLACED FRACTURE OF MEDIAL MALLEOLUS OF RIGHT TIBIA, SUBSEQUENT ENCOUNTER FOR OPEN FRACTURE TYPE I OR II WITH ROUTINE HEALING	S8251XE
DX_FRACTURE	FRACTURES	DX10	S82.51XF	DISPLACED FRACTURE OF MEDIAL MALLEOLUS OF RIGHT TIBIA, SUBSEQUENT ENCOUNTER FOR OPEN FRACTURE TYPE IIIA, IIIB, OR IIIC WITH ROUTINE HEALING	S8251XF
DX_FRACTURE	FRACTURES	DX10	S82.51XG	DISPLACED FRACTURE OF MEDIAL MALLEOLUS OF RIGHT TIBIA, SUBSEQUENT ENCOUNTER FOR CLOSED FRACTURE WITH DELAYED HEALING	S8251XG
DX_FRACTURE	FRACTURES	DX10	S82.51XH	DISPLACED FRACTURE OF MEDIAL MALLEOLUS OF RIGHT TIBIA, SUBSEQUENT ENCOUNTER FOR OPEN FRACTURE TYPE I OR II WITH DELAYED HEALING	S8251XH
DX_FRACTURE	FRACTURES	DX10	S82.51XJ	DISPLACED FRACTURE OF MEDIAL MALLEOLUS OF RIGHT TIBIA, SUBSEQUENT ENCOUNTER FOR OPEN FRACTURE TYPE IIIA, IIIB, OR IIIC WITH DELAYED HEALING	S8251XJ
DX_FRACTURE	FRACTURES	DX10	S82.51XK	DISPLACED FRACTURE OF MEDIAL MALLEOLUS OF RIGHT TIBIA, SUBSEQUENT ENCOUNTER FOR CLOSED FRACTURE WITH NONUNION	S8251XK
DX_FRACTURE	FRACTURES	DX10	S82.51XM	DISPLACED FRACTURE OF MEDIAL MALLEOLUS OF RIGHT TIBIA, SUBSEQUENT ENCOUNTER FOR OPEN FRACTURE TYPE I OR II WITH NONUNION	S8251XM
DX_FRACTURE	FRACTURES	DX10	S82.51XN	DISPLACED FRACTURE OF MEDIAL MALLEOLUS OF RIGHT TIBIA, SUBSEQUENT ENCOUNTER FOR OPEN FRACTURE TYPE IIIA, IIIB, OR IIIC WITH NONUNION	S8251XN
DX_FRACTURE	FRACTURES	DX10	S82.51XP	DISPLACED FRACTURE OF MEDIAL MALLEOLUS OF RIGHT TIBIA, SUBSEQUENT ENCOUNTER FOR CLOSED FRACTURE WITH MALUNION	S8251XP
DX_FRACTURE	FRACTURES	DX10	S82.51XQ	DISPLACED FRACTURE OF MEDIAL MALLEOLUS OF RIGHT TIBIA, SUBSEQUENT ENCOUNTER FOR OPEN FRACTURE TYPE I OR II WITH MALUNION	S8251XQ
DX_FRACTURE	FRACTURES	DX10	S82.51XR	DISPLACED FRACTURE OF MEDIAL MALLEOLUS OF RIGHT TIBIA, SUBSEQUENT ENCOUNTER FOR OPEN FRACTURE TYPE IIIA, IIIB, OR IIIC WITH MALUNION	S8251XR
DX_FRACTURE	FRACTURES	DX10	S82.51XS	DISPLACED FRACTURE OF MEDIAL MALLEOLUS OF RIGHT TIBIA, SEQUELA	S8251XS
DX_FRACTURE	FRACTURES	DX10	S82.52	DISPLACED FRACTURE OF MEDIAL MALLEOLUS OF LEFT TIBIA	S8252
DX_FRACTURE	FRACTURES	DX10	S82.52XA	DISPLACED FRACTURE OF MEDIAL MALLEOLUS OF LEFT TIBIA, INITIAL ENCOUNTER FOR CLOSED FRACTURE	S8252XA
DX_FRACTURE	FRACTURES	DX10	S82.52XB	DISPLACED FRACTURE OF MEDIAL MALLEOLUS OF LEFT TIBIA, INITIAL ENCOUNTER FOR OPEN FRACTURE TYPE I OR II	S8252XB
DX_FRACTURE	FRACTURES	DX10	S82.52XC	DISPLACED FRACTURE OF MEDIAL MALLEOLUS OF LEFT TIBIA, INITIAL ENCOUNTER FOR OPEN FRACTURE TYPE IIIA, IIIB, OR IIIC	S8252XC
DX_FRACTURE	FRACTURES	DX10	S82.52XD	DISPLACED FRACTURE OF MEDIAL MALLEOLUS OF LEFT TIBIA, SUBSEQUENT ENCOUNTER FOR CLOSED FRACTURE WITH ROUTINE HEALING	S8252XD
DX_FRACTURE	FRACTURES	DX10	S82.52XE	DISPLACED FRACTURE OF MEDIAL MALLEOLUS OF LEFT TIBIA, SUBSEQUENT ENCOUNTER FOR OPEN FRACTURE TYPE I OR II WITH ROUTINE HEALING	S8252XE
DX_FRACTURE	FRACTURES	DX10	S82.52XF	DISPLACED FRACTURE OF MEDIAL MALLEOLUS OF LEFT TIBIA, SUBSEQUENT ENCOUNTER FOR OPEN FRACTURE TYPE IIIA, IIIB, OR IIIC WITH ROUTINE HEALING	S8252XF
DX_FRACTURE	FRACTURES	DX10	S82.52XG	DISPLACED FRACTURE OF MEDIAL MALLEOLUS OF LEFT TIBIA, SUBSEQUENT ENCOUNTER FOR CLOSED FRACTURE WITH DELAYED HEALING	S8252XG
DX_FRACTURE	FRACTURES	DX10	S82.52XH	DISPLACED FRACTURE OF MEDIAL MALLEOLUS OF LEFT TIBIA, SUBSEQUENT ENCOUNTER FOR OPEN FRACTURE TYPE I OR II WITH DELAYED HEALING	S8252XH
DX_FRACTURE	FRACTURES	DX10	S82.52XJ	DISPLACED FRACTURE OF MEDIAL MALLEOLUS OF LEFT TIBIA, SUBSEQUENT ENCOUNTER FOR OPEN FRACTURE TYPE IIIA, IIIB, OR IIIC WITH DELAYED HEALING	S8252XJ
DX_FRACTURE	FRACTURES	DX10	S82.52XK	DISPLACED FRACTURE OF MEDIAL MALLEOLUS OF LEFT TIBIA, SUBSEQUENT ENCOUNTER FOR CLOSED FRACTURE WITH NONUNION	S8252XK
DX_FRACTURE	FRACTURES	DX10	S82.52XM	DISPLACED FRACTURE OF MEDIAL MALLEOLUS OF LEFT TIBIA, SUBSEQUENT ENCOUNTER FOR OPEN FRACTURE TYPE I OR II WITH NONUNION	S8252XM
DX_FRACTURE	FRACTURES	DX10	S82.52XN	DISPLACED FRACTURE OF MEDIAL MALLEOLUS OF LEFT TIBIA, SUBSEQUENT ENCOUNTER FOR OPEN FRACTURE TYPE IIIA, IIIB, OR IIIC WITH NONUNION	S8252XN
DX_FRACTURE	FRACTURES	DX10	S82.52XP	DISPLACED FRACTURE OF MEDIAL MALLEOLUS OF LEFT TIBIA, SUBSEQUENT ENCOUNTER FOR CLOSED FRACTURE WITH MALUNION	S8252XP
DX_FRACTURE	FRACTURES	DX10	S82.52XQ	DISPLACED FRACTURE OF MEDIAL MALLEOLUS OF LEFT TIBIA, SUBSEQUENT ENCOUNTER FOR OPEN FRACTURE TYPE I OR II WITH MALUNION	S8252XQ

Boehringer Ingelheim
Statistical and Epidemiological Analysis Plan (SEAP) for Non-Interventional Study
(NIS)
BI Study Number 1245-0228

Proprietary confidential information © 2023 Boehringer Ingelheim International GmbH or one or more of its affiliated companies

DX_FRACTURE	FRACTURES	DX10	S82.52XR	DISPLACED FRACTURE OF MEDIAL MALLEOLUS OF LEFT TIBIA, SUBSEQUENT ENCOUNTER FOR OPEN FRACTURE TYPE IIA, IIB, OR IIC WITH MALUNION	S8252XR
DX_FRACTURE	FRACTURES	DX10	S82.52XS	DISPLACED FRACTURE OF MEDIAL MALLEOLUS OF LEFT TIBIA, SEQUELA	S8252XS
DX_FRACTURE	FRACTURES	DX10	S82.53	DISPLACED FRACTURE OF MEDIAL MALLEOLUS OF UNSPECIFIED TIBIA	S8253
DX_FRACTURE	FRACTURES	DX10	S82.53XA	DISPLACED FRACTURE OF MEDIAL MALLEOLUS OF UNSPECIFIED TIBIA, INITIAL ENCOUNTER FOR CLOSED FRACTURE	S8253XA
DX_FRACTURE	FRACTURES	DX10	S82.53XB	DISPLACED FRACTURE OF MEDIAL MALLEOLUS OF UNSPECIFIED TIBIA, INITIAL ENCOUNTER FOR OPEN FRACTURE TYPE I OR II	S8253XB
DX_FRACTURE	FRACTURES	DX10	S82.53XC	DISPLACED FRACTURE OF MEDIAL MALLEOLUS OF UNSPECIFIED TIBIA, INITIAL ENCOUNTER FOR OPEN FRACTURE TYPE IIA, IIB, OR IIC	S8253XC
DX_FRACTURE	FRACTURES	DX10	S82.53XD	DISPLACED FRACTURE OF MEDIAL MALLEOLUS OF UNSPECIFIED TIBIA, SUBSEQUENT ENCOUNTER FOR OPEN FRACTURE TYPE I OR II WITH ROUTINE HEALING	S8253XD
DX_FRACTURE	FRACTURES	DX10	S82.53XE	DISPLACED FRACTURE OF MEDIAL MALLEOLUS OF UNSPECIFIED TIBIA, SUBSEQUENT ENCOUNTER FOR OPEN FRACTURE TYPE I OR II WITH ROUTINE HEALING	S8253XE
DX_FRACTURE	FRACTURES	DX10	S82.53XF	DISPLACED FRACTURE OF MEDIAL MALLEOLUS OF UNSPECIFIED TIBIA, SUBSEQUENT ENCOUNTER FOR OPEN FRACTURE TYPE IIA, IIB, OR IIC WITH ROUTINE HEALING	S8253XF
DX_FRACTURE	FRACTURES	DX10	S82.53XG	DISPLACED FRACTURE OF MEDIAL MALLEOLUS OF UNSPECIFIED TIBIA, SUBSEQUENT ENCOUNTER FOR CLOSED FRACTURE WITH DELAYED HEALING	S8253XG
DX_FRACTURE	FRACTURES	DX10	S82.53XH	DISPLACED FRACTURE OF MEDIAL MALLEOLUS OF UNSPECIFIED TIBIA, SUBSEQUENT ENCOUNTER FOR OPEN FRACTURE TYPE I OR II WITH DELAYED HEALING	S8253XH
DX_FRACTURE	FRACTURES	DX10	S82.53XJ	DISPLACED FRACTURE OF MEDIAL MALLEOLUS OF UNSPECIFIED TIBIA, SUBSEQUENT ENCOUNTER FOR OPEN FRACTURE TYPE IIA, IIB, OR IIC WITH DELAYED HEALING	S8253XJ
DX_FRACTURE	FRACTURES	DX10	S82.53XK	DISPLACED FRACTURE OF MEDIAL MALLEOLUS OF UNSPECIFIED TIBIA, SUBSEQUENT ENCOUNTER FOR CLOSED FRACTURE WITH NONUNION	S8253XK
DX_FRACTURE	FRACTURES	DX10	S82.53XM	DISPLACED FRACTURE OF MEDIAL MALLEOLUS OF UNSPECIFIED TIBIA, SUBSEQUENT ENCOUNTER FOR OPEN FRACTURE TYPE I OR II WITH NONUNION	S8253XM
DX_FRACTURE	FRACTURES	DX10	S82.53XN	DISPLACED FRACTURE OF MEDIAL MALLEOLUS OF UNSPECIFIED TIBIA, SUBSEQUENT ENCOUNTER FOR OPEN FRACTURE TYPE IIA, IIB, OR IIC WITH NONUNION	S8253XN
DX_FRACTURE	FRACTURES	DX10	S82.53XP	DISPLACED FRACTURE OF MEDIAL MALLEOLUS OF UNSPECIFIED TIBIA, SUBSEQUENT ENCOUNTER FOR CLOSED FRACTURE WITH MALUNION	S8253XP
DX_FRACTURE	FRACTURES	DX10	S82.53XQ	DISPLACED FRACTURE OF MEDIAL MALLEOLUS OF UNSPECIFIED TIBIA, SUBSEQUENT ENCOUNTER FOR OPEN FRACTURE TYPE I OR II WITH MALUNION	S8253XQ
DX_FRACTURE	FRACTURES	DX10	S82.53XR	DISPLACED FRACTURE OF MEDIAL MALLEOLUS OF UNSPECIFIED TIBIA, SUBSEQUENT ENCOUNTER FOR OPEN FRACTURE TYPE IIA, IIB, OR IIC WITH MALUNION	S8253XR
DX_FRACTURE	FRACTURES	DX10	S82.53XS	DISPLACED FRACTURE OF MEDIAL MALLEOLUS OF UNSPECIFIED TIBIA, SEQUELA	S8253XS
DX_FRACTURE	FRACTURES	DX10	S82.54	NONDISPLACED FRACTURE OF MEDIAL MALLEOLUS OF RIGHT TIBIA	S8254
DX_FRACTURE	FRACTURES	DX10	S82.54XA	NONDISPLACED FRACTURE OF MEDIAL MALLEOLUS OF RIGHT TIBIA, INITIAL ENCOUNTER FOR CLOSED FRACTURE	S8254XA
DX_FRACTURE	FRACTURES	DX10	S82.54XB	NONDISPLACED FRACTURE OF MEDIAL MALLEOLUS OF RIGHT TIBIA, INITIAL ENCOUNTER FOR OPEN FRACTURE TYPE I OR II	S8254XB
DX_FRACTURE	FRACTURES	DX10	S82.54XC	NONDISPLACED FRACTURE OF MEDIAL MALLEOLUS OF RIGHT TIBIA, INITIAL ENCOUNTER FOR OPEN FRACTURE TYPE IIA, IIB, OR IIC	S8254XC
DX_FRACTURE	FRACTURES	DX10	S82.54XD	NONDISPLACED FRACTURE OF MEDIAL MALLEOLUS OF RIGHT TIBIA, SUBSEQUENT ENCOUNTER FOR CLOSED FRACTURE WITH ROUTINE HEALING	S8254XD
DX_FRACTURE	FRACTURES	DX10	S82.54XE	NONDISPLACED FRACTURE OF MEDIAL MALLEOLUS OF RIGHT TIBIA, SUBSEQUENT ENCOUNTER FOR OPEN FRACTURE TYPE I OR II WITH ROUTINE HEALING	S8254XE
DX_FRACTURE	FRACTURES	DX10	S82.54XF	NONDISPLACED FRACTURE OF MEDIAL MALLEOLUS OF RIGHT TIBIA, SUBSEQUENT ENCOUNTER FOR OPEN FRACTURE TYPE IIA, IIB, OR IIC WITH ROUTINE HEALING	S8254XF
DX_FRACTURE	FRACTURES	DX10	S82.54XG	NONDISPLACED FRACTURE OF MEDIAL MALLEOLUS OF RIGHT TIBIA, SUBSEQUENT ENCOUNTER FOR CLOSED FRACTURE WITH DELAYED HEALING	S8254XG
DX_FRACTURE	FRACTURES	DX10	S82.54XH	NONDISPLACED FRACTURE OF MEDIAL MALLEOLUS OF RIGHT TIBIA, SUBSEQUENT ENCOUNTER FOR OPEN FRACTURE TYPE I OR II WITH DELAYED HEALING	S8254XH
DX_FRACTURE	FRACTURES	DX10	S82.54XJ	NONDISPLACED FRACTURE OF MEDIAL MALLEOLUS OF RIGHT TIBIA, SUBSEQUENT ENCOUNTER FOR OPEN FRACTURE TYPE IIA, IIB, OR IIC WITH DELAYED HEALING	S8254XJ
DX_FRACTURE	FRACTURES	DX10	S82.54XK	NONDISPLACED FRACTURE OF MEDIAL MALLEOLUS OF RIGHT TIBIA, SUBSEQUENT ENCOUNTER FOR CLOSED FRACTURE WITH NONUNION	S8254XK
DX_FRACTURE	FRACTURES	DX10	S82.54XM	NONDISPLACED FRACTURE OF MEDIAL MALLEOLUS OF RIGHT TIBIA, SUBSEQUENT ENCOUNTER FOR OPEN FRACTURE TYPE I OR II WITH NONUNION	S8254XM
DX_FRACTURE	FRACTURES	DX10	S82.54XN	NONDISPLACED FRACTURE OF MEDIAL MALLEOLUS OF RIGHT TIBIA, SUBSEQUENT ENCOUNTER FOR OPEN FRACTURE TYPE IIA, IIB, OR IIC WITH NONUNION	S8254XN
DX_FRACTURE	FRACTURES	DX10	S82.54XP	NONDISPLACED FRACTURE OF MEDIAL MALLEOLUS OF RIGHT TIBIA, SUBSEQUENT ENCOUNTER FOR CLOSED FRACTURE WITH MALUNION	S8254XP
DX_FRACTURE	FRACTURES	DX10	S82.54XQ	NONDISPLACED FRACTURE OF MEDIAL MALLEOLUS OF RIGHT TIBIA, SUBSEQUENT ENCOUNTER FOR OPEN FRACTURE TYPE I OR II WITH MALUNION	S8254XQ
DX_FRACTURE	FRACTURES	DX10	S82.54XR	NONDISPLACED FRACTURE OF MEDIAL MALLEOLUS OF RIGHT TIBIA, SUBSEQUENT ENCOUNTER FOR OPEN FRACTURE TYPE IIA, IIB, OR IIC WITH MALUNION	S8254XR
DX_FRACTURE	FRACTURES	DX10	S82.54XS	NONDISPLACED FRACTURE OF MEDIAL MALLEOLUS OF RIGHT TIBIA, SEQUELA	S8254XS
DX_FRACTURE	FRACTURES	DX10	S82.55	NONDISPLACED FRACTURE OF MEDIAL MALLEOLUS OF LEFT TIBIA	S8255
DX_FRACTURE	FRACTURES	DX10	S82.55XA	NONDISPLACED FRACTURE OF MEDIAL MALLEOLUS OF LEFT TIBIA, INITIAL ENCOUNTER FOR CLOSED FRACTURE	S8255XA
DX_FRACTURE	FRACTURES	DX10	S82.55XB	NONDISPLACED FRACTURE OF MEDIAL MALLEOLUS OF LEFT TIBIA, INITIAL ENCOUNTER FOR OPEN FRACTURE TYPE I OR II	S8255XB
DX_FRACTURE	FRACTURES	DX10	S82.55XC	NONDISPLACED FRACTURE OF MEDIAL MALLEOLUS OF LEFT TIBIA, INITIAL ENCOUNTER FOR OPEN FRACTURE TYPE IIA, IIB, OR IIC	S8255XC
DX_FRACTURE	FRACTURES	DX10	S82.55XD	NONDISPLACED FRACTURE OF MEDIAL MALLEOLUS OF LEFT TIBIA, SUBSEQUENT ENCOUNTER FOR CLOSED FRACTURE WITH ROUTINE HEALING	S8255XD
DX_FRACTURE	FRACTURES	DX10	S82.55XE	NONDISPLACED FRACTURE OF MEDIAL MALLEOLUS OF LEFT TIBIA, SUBSEQUENT ENCOUNTER FOR OPEN FRACTURE TYPE I OR II WITH ROUTINE HEALING	S8255XE
DX_FRACTURE	FRACTURES	DX10	S82.55XF	NONDISPLACED FRACTURE OF MEDIAL MALLEOLUS OF LEFT TIBIA, SUBSEQUENT ENCOUNTER FOR OPEN FRACTURE TYPE IIA, IIB, OR IIC WITH ROUTINE HEALING	S8255XF
DX_FRACTURE	FRACTURES	DX10	S82.55XG	NONDISPLACED FRACTURE OF MEDIAL MALLEOLUS OF LEFT TIBIA, SUBSEQUENT ENCOUNTER FOR CLOSED FRACTURE WITH DELAYED HEALING	S8255XG
DX_FRACTURE	FRACTURES	DX10	S82.55XH	NONDISPLACED FRACTURE OF MEDIAL MALLEOLUS OF LEFT TIBIA, SUBSEQUENT ENCOUNTER FOR OPEN FRACTURE TYPE I OR II WITH DELAYED HEALING	S8255XH
DX_FRACTURE	FRACTURES	DX10	S82.55XJ	NONDISPLACED FRACTURE OF MEDIAL MALLEOLUS OF LEFT TIBIA, SUBSEQUENT ENCOUNTER FOR OPEN FRACTURE TYPE IIA, IIB, OR IIC WITH DELAYED HEALING	S8255XJ
DX_FRACTURE	FRACTURES	DX10	S82.55XK	NONDISPLACED FRACTURE OF MEDIAL MALLEOLUS OF LEFT TIBIA, SUBSEQUENT ENCOUNTER FOR CLOSED FRACTURE WITH NONUNION	S8255XK
DX_FRACTURE	FRACTURES	DX10	S82.55XM	NONDISPLACED FRACTURE OF MEDIAL MALLEOLUS OF LEFT TIBIA, SUBSEQUENT ENCOUNTER FOR OPEN FRACTURE TYPE I OR II WITH NONUNION	S8255XM
DX_FRACTURE	FRACTURES	DX10	S82.55XN	NONDISPLACED FRACTURE OF MEDIAL MALLEOLUS OF LEFT TIBIA, SUBSEQUENT ENCOUNTER FOR OPEN FRACTURE TYPE IIA, IIB, OR IIC WITH NONUNION	S8255XN
DX_FRACTURE	FRACTURES	DX10	S82.55XP	NONDISPLACED FRACTURE OF MEDIAL MALLEOLUS OF LEFT TIBIA, SUBSEQUENT ENCOUNTER FOR CLOSED FRACTURE WITH MALUNION	S8255XP
DX_FRACTURE	FRACTURES	DX10	S82.55XQ	NONDISPLACED FRACTURE OF MEDIAL MALLEOLUS OF LEFT TIBIA, SUBSEQUENT ENCOUNTER FOR OPEN FRACTURE TYPE I OR II WITH MALUNION	S8255XQ

Boehringer Ingelheim
Statistical and Epidemiological Analysis Plan (SEAP) for Non-Interventional Study
(NIS)
BI Study Number 1245-0228

Proprietary confidential information © 2023 Boehringer Ingelheim International GmbH or one or more of its affiliated companies

DX_FRACTURE	FRACTURES	DX10	S82.55XR	NONDISPLACED FRACTURE OF MEDIAL MALLEOLUS OF LEFT TIBIA, SUBSEQUENT ENCOUNTER FOR OPEN FRACTURE TYPE IIIA, IIIB, OR IIIC WITH MALUNION	S8255XR
DX_FRACTURE	FRACTURES	DX10	S82.55XS	NONDISPLACED FRACTURE OF MEDIAL MALLEOLUS OF LEFT TIBIA, SEQUELA	S8255XS
DX_FRACTURE	FRACTURES	DX10	S82.56	NONDISPLACED FRACTURE OF MEDIAL MALLEOLUS OF UNSPECIFIED TIBIA	S8256
DX_FRACTURE	FRACTURES	DX10	S82.56XA	NONDISPLACED FRACTURE OF MEDIAL MALLEOLUS OF UNSPECIFIED TIBIA, INITIAL ENCOUNTER FOR CLOSED FRACTURE	S8256XA
DX_FRACTURE	FRACTURES	DX10	S82.56XB	NONDISPLACED FRACTURE OF MEDIAL MALLEOLUS OF UNSPECIFIED TIBIA, INITIAL ENCOUNTER FOR OPEN FRACTURE TYPE I OR II	S8256XB
DX_FRACTURE	FRACTURES	DX10	S82.56XC	NONDISPLACED FRACTURE OF MEDIAL MALLEOLUS OF UNSPECIFIED TIBIA, INITIAL ENCOUNTER FOR OPEN FRACTURE TYPE IIIA, IIIB, OR IIIC	S8256XC
DX_FRACTURE	FRACTURES	DX10	S82.56XD	NONDISPLACED FRACTURE OF MEDIAL MALLEOLUS OF UNSPECIFIED TIBIA, SUBSEQUENT ENCOUNTER FOR CLOSED FRACTURE WITH ROUTINE HEALING	S8256XD
DX_FRACTURE	FRACTURES	DX10	S82.56XE	NONDISPLACED FRACTURE OF MEDIAL MALLEOLUS OF UNSPECIFIED TIBIA, SUBSEQUENT ENCOUNTER FOR OPEN FRACTURE TYPE I OR II WITH ROUTINE HEALING	S8256XE
DX_FRACTURE	FRACTURES	DX10	S82.56XF	NONDISPLACED FRACTURE OF MEDIAL MALLEOLUS OF UNSPECIFIED TIBIA, SUBSEQUENT ENCOUNTER FOR OPEN FRACTURE TYPE IIIA, IIIB, OR IIIC WITH ROUTINE HEALING	S8256XF
DX_FRACTURE	FRACTURES	DX10	S82.56XG	NONDISPLACED FRACTURE OF MEDIAL MALLEOLUS OF UNSPECIFIED TIBIA, SUBSEQUENT ENCOUNTER FOR CLOSED FRACTURE WITH DELAYED HEALING	S8256XG
DX_FRACTURE	FRACTURES	DX10	S82.56XH	NONDISPLACED FRACTURE OF MEDIAL MALLEOLUS OF UNSPECIFIED TIBIA, SUBSEQUENT ENCOUNTER FOR OPEN FRACTURE TYPE I OR II WITH DELAYED HEALING	S8256XH
DX_FRACTURE	FRACTURES	DX10	S82.56XJ	NONDISPLACED FRACTURE OF MEDIAL MALLEOLUS OF UNSPECIFIED TIBIA, SUBSEQUENT ENCOUNTER FOR OPEN FRACTURE TYPE IIIA, IIIB, OR IIIC WITH DELAYED HEALING	S8256XJ
DX_FRACTURE	FRACTURES	DX10	S82.56XK	NONDISPLACED FRACTURE OF MEDIAL MALLEOLUS OF UNSPECIFIED TIBIA, SUBSEQUENT ENCOUNTER FOR CLOSED FRACTURE WITH NONUNION	S8256XK
DX_FRACTURE	FRACTURES	DX10	S82.56XM	NONDISPLACED FRACTURE OF MEDIAL MALLEOLUS OF UNSPECIFIED TIBIA, SUBSEQUENT ENCOUNTER FOR OPEN FRACTURE TYPE I OR II WITH NONUNION	S8256XM
DX_FRACTURE	FRACTURES	DX10	S82.56XN	NONDISPLACED FRACTURE OF MEDIAL MALLEOLUS OF UNSPECIFIED TIBIA, SUBSEQUENT ENCOUNTER FOR OPEN FRACTURE TYPE IIIA, IIIB, OR IIIC WITH NONUNION	S8256XN
DX_FRACTURE	FRACTURES	DX10	S82.56XP	NONDISPLACED FRACTURE OF MEDIAL MALLEOLUS OF UNSPECIFIED TIBIA, SUBSEQUENT ENCOUNTER FOR CLOSED FRACTURE WITH MALUNION	S8256XP
DX_FRACTURE	FRACTURES	DX10	S82.56XQ	NONDISPLACED FRACTURE OF MEDIAL MALLEOLUS OF UNSPECIFIED TIBIA, SUBSEQUENT ENCOUNTER FOR OPEN FRACTURE TYPE I OR II WITH MALUNION	S8256XQ
DX_FRACTURE	FRACTURES	DX10	S82.56XR	NONDISPLACED FRACTURE OF MEDIAL MALLEOLUS OF UNSPECIFIED TIBIA, SUBSEQUENT ENCOUNTER FOR OPEN FRACTURE TYPE IIIA, IIIB, OR IIIC WITH MALUNION	S8256XR
DX_FRACTURE	FRACTURES	DX10	S82.56XS	NONDISPLACED FRACTURE OF MEDIAL MALLEOLUS OF UNSPECIFIED TIBIA, SEQUELA	S8256XS
DX_FRACTURE	FRACTURES	DX10	S82.6	FRACTURE OF LATERAL MALLEOLUS	S826
DX_FRACTURE	FRACTURES	DX10	S82.61	DISPLACED FRACTURE OF LATERAL MALLEOLUS OF RIGHT FIBULA	S8261
DX_FRACTURE	FRACTURES	DX10	S82.61XA	DISPLACED FRACTURE OF LATERAL MALLEOLUS OF RIGHT FIBULA, INITIAL ENCOUNTER FOR CLOSED FRACTURE	S8261XA
DX_FRACTURE	FRACTURES	DX10	S82.61XB	DISPLACED FRACTURE OF LATERAL MALLEOLUS OF RIGHT FIBULA, INITIAL ENCOUNTER FOR OPEN FRACTURE TYPE I OR II	S8261XB
DX_FRACTURE	FRACTURES	DX10	S82.61XC	DISPLACED FRACTURE OF LATERAL MALLEOLUS OF RIGHT FIBULA, INITIAL ENCOUNTER FOR OPEN FRACTURE TYPE IIIA, IIIB, OR IIIC	S8261XC
DX_FRACTURE	FRACTURES	DX10	S82.61XD	DISPLACED FRACTURE OF LATERAL MALLEOLUS OF RIGHT FIBULA, SUBSEQUENT ENCOUNTER FOR CLOSED FRACTURE WITH ROUTINE HEALING	S8261XD
DX_FRACTURE	FRACTURES	DX10	S82.61XE	DISPLACED FRACTURE OF LATERAL MALLEOLUS OF RIGHT FIBULA, SUBSEQUENT ENCOUNTER FOR OPEN FRACTURE TYPE I OR II WITH ROUTINE HEALING	S8261XE
DX_FRACTURE	FRACTURES	DX10	S82.61XF	DISPLACED FRACTURE OF LATERAL MALLEOLUS OF RIGHT FIBULA, SUBSEQUENT ENCOUNTER FOR OPEN FRACTURE TYPE IIIA, IIIB, OR IIIC WITH ROUTINE HEALING	S8261XF
DX_FRACTURE	FRACTURES	DX10	S82.61XG	DISPLACED FRACTURE OF LATERAL MALLEOLUS OF RIGHT FIBULA, SUBSEQUENT ENCOUNTER FOR CLOSED FRACTURE WITH DELAYED HEALING	S8261XG
DX_FRACTURE	FRACTURES	DX10	S82.61XH	DISPLACED FRACTURE OF LATERAL MALLEOLUS OF RIGHT FIBULA, SUBSEQUENT ENCOUNTER FOR OPEN FRACTURE TYPE I OR II WITH DELAYED HEALING	S8261XH
DX_FRACTURE	FRACTURES	DX10	S82.61XJ	DISPLACED FRACTURE OF LATERAL MALLEOLUS OF RIGHT FIBULA, SUBSEQUENT ENCOUNTER FOR OPEN FRACTURE TYPE IIIA, IIIB, OR IIIC WITH DELAYED HEALING	S8261XJ
DX_FRACTURE	FRACTURES	DX10	S82.61XK	DISPLACED FRACTURE OF LATERAL MALLEOLUS OF RIGHT FIBULA, SUBSEQUENT ENCOUNTER FOR CLOSED FRACTURE WITH NONUNION	S8261XK
DX_FRACTURE	FRACTURES	DX10	S82.61XM	DISPLACED FRACTURE OF LATERAL MALLEOLUS OF RIGHT FIBULA, SUBSEQUENT ENCOUNTER FOR OPEN FRACTURE TYPE I OR II WITH NONUNION	S8261XM
DX_FRACTURE	FRACTURES	DX10	S82.61XN	DISPLACED FRACTURE OF LATERAL MALLEOLUS OF RIGHT FIBULA, SUBSEQUENT ENCOUNTER FOR OPEN FRACTURE TYPE IIIA, IIIB, OR IIIC WITH NONUNION	S8261XN
DX_FRACTURE	FRACTURES	DX10	S82.61XP	DISPLACED FRACTURE OF LATERAL MALLEOLUS OF RIGHT FIBULA, SUBSEQUENT ENCOUNTER FOR CLOSED FRACTURE WITH MALUNION	S8261XP
DX_FRACTURE	FRACTURES	DX10	S82.61XQ	DISPLACED FRACTURE OF LATERAL MALLEOLUS OF RIGHT FIBULA, SUBSEQUENT ENCOUNTER FOR OPEN FRACTURE TYPE I OR II WITH MALUNION	S8261XQ
DX_FRACTURE	FRACTURES	DX10	S82.61XR	DISPLACED FRACTURE OF LATERAL MALLEOLUS OF RIGHT FIBULA, SUBSEQUENT ENCOUNTER FOR OPEN FRACTURE TYPE IIIA, IIIB, OR IIIC WITH MALUNION	S8261XR
DX_FRACTURE	FRACTURES	DX10	S82.61XS	DISPLACED FRACTURE OF LATERAL MALLEOLUS OF RIGHT FIBULA, SEQUELA	S8261XS
DX_FRACTURE	FRACTURES	DX10	S82.62	DISPLACED FRACTURE OF LATERAL MALLEOLUS OF LEFT FIBULA	S8262
DX_FRACTURE	FRACTURES	DX10	S82.62XA	DISPLACED FRACTURE OF LATERAL MALLEOLUS OF LEFT FIBULA, INITIAL ENCOUNTER FOR CLOSED FRACTURE	S8262XA
DX_FRACTURE	FRACTURES	DX10	S82.62XB	DISPLACED FRACTURE OF LATERAL MALLEOLUS OF LEFT FIBULA, INITIAL ENCOUNTER FOR OPEN FRACTURE TYPE I OR II	S8262XB
DX_FRACTURE	FRACTURES	DX10	S82.62XC	DISPLACED FRACTURE OF LATERAL MALLEOLUS OF LEFT FIBULA, INITIAL ENCOUNTER FOR OPEN FRACTURE TYPE IIIA, IIIB, OR IIIC	S8262XC
DX_FRACTURE	FRACTURES	DX10	S82.62XD	DISPLACED FRACTURE OF LATERAL MALLEOLUS OF LEFT FIBULA, SUBSEQUENT ENCOUNTER FOR CLOSED FRACTURE WITH ROUTINE HEALING	S8262XD
DX_FRACTURE	FRACTURES	DX10	S82.62XE	DISPLACED FRACTURE OF LATERAL MALLEOLUS OF LEFT FIBULA, SUBSEQUENT ENCOUNTER FOR OPEN FRACTURE TYPE I OR II WITH ROUTINE HEALING	S8262XE
DX_FRACTURE	FRACTURES	DX10	S82.62XF	DISPLACED FRACTURE OF LATERAL MALLEOLUS OF LEFT FIBULA, SUBSEQUENT ENCOUNTER FOR OPEN FRACTURE TYPE IIIA, IIIB, OR IIIC WITH ROUTINE HEALING	S8262XF
DX_FRACTURE	FRACTURES	DX10	S82.62XG	DISPLACED FRACTURE OF LATERAL MALLEOLUS OF LEFT FIBULA, SUBSEQUENT ENCOUNTER FOR CLOSED FRACTURE WITH DELAYED HEALING	S8262XG
DX_FRACTURE	FRACTURES	DX10	S82.62XH	DISPLACED FRACTURE OF LATERAL MALLEOLUS OF LEFT FIBULA, SUBSEQUENT ENCOUNTER FOR OPEN FRACTURE TYPE I OR II WITH DELAYED HEALING	S8262XH
DX_FRACTURE	FRACTURES	DX10	S82.62XJ	DISPLACED FRACTURE OF LATERAL MALLEOLUS OF LEFT FIBULA, SUBSEQUENT ENCOUNTER FOR OPEN FRACTURE TYPE IIIA, IIIB, OR IIIC WITH DELAYED HEALING	S8262XJ
DX_FRACTURE	FRACTURES	DX10	S82.62XK	DISPLACED FRACTURE OF LATERAL MALLEOLUS OF LEFT FIBULA, SUBSEQUENT ENCOUNTER FOR CLOSED FRACTURE WITH NONUNION	S8262XK
DX_FRACTURE	FRACTURES	DX10	S82.62XM	DISPLACED FRACTURE OF LATERAL MALLEOLUS OF LEFT FIBULA, SUBSEQUENT ENCOUNTER FOR OPEN FRACTURE TYPE I OR II WITH NONUNION	S8262XM
DX_FRACTURE	FRACTURES	DX10	S82.62XN	DISPLACED FRACTURE OF LATERAL MALLEOLUS OF LEFT FIBULA, SUBSEQUENT ENCOUNTER FOR OPEN FRACTURE TYPE IIIA, IIIB, OR IIIC WITH NONUNION	S8262XN
DX_FRACTURE	FRACTURES	DX10	S82.62XP	DISPLACED FRACTURE OF LATERAL MALLEOLUS OF LEFT FIBULA, SUBSEQUENT ENCOUNTER FOR CLOSED FRACTURE WITH MALUNION	S8262XP
DX_FRACTURE	FRACTURES	DX10	S82.62XQ	DISPLACED FRACTURE OF LATERAL MALLEOLUS OF LEFT FIBULA, SUBSEQUENT ENCOUNTER FOR OPEN FRACTURE TYPE I OR II WITH MALUNION	S8262XQ

Boehringer Ingelheim
Statistical and Epidemiological Analysis Plan (SEAP) for Non-Interventional Study
(NIS)
BI Study Number 1245-0228

Proprietary confidential information © 2023 Boehringer Ingelheim International GmbH or one or more of its affiliated companies

DX_FRACTURE	FRACTURES	DX10	S82.62XR	DISPLACED FRACTURE OF LATERAL MALLEOLUS OF LEFT FIBULA, SUBSEQUENT ENCOUNTER FOR OPEN FRACTURE TYPE IIA, IIB, OR IIC WITH MALUNION	S8262XR
DX_FRACTURE	FRACTURES	DX10	S82.62XS	DISPLACED FRACTURE OF LATERAL MALLEOLUS OF LEFT FIBULA, SEQUELA	S8262XS
DX_FRACTURE	FRACTURES	DX10	S82.63	DISPLACED FRACTURE OF LATERAL MALLEOLUS OF UNSPECIFIED FIBULA	S8263
DX_FRACTURE	FRACTURES	DX10	S82.63XA	DISPLACED FRACTURE OF LATERAL MALLEOLUS OF UNSPECIFIED FIBULA, INITIAL ENCOUNTER FOR CLOSED FRACTURE	S8263XA
DX_FRACTURE	FRACTURES	DX10	S82.63XB	DISPLACED FRACTURE OF LATERAL MALLEOLUS OF UNSPECIFIED FIBULA, INITIAL ENCOUNTER FOR OPEN FRACTURE TYPE I OR II	S8263XB
DX_FRACTURE	FRACTURES	DX10	S82.63XC	DISPLACED FRACTURE OF LATERAL MALLEOLUS OF UNSPECIFIED FIBULA, INITIAL ENCOUNTER FOR OPEN FRACTURE TYPE IIA, IIB, OR IIC	S8263XC
DX_FRACTURE	FRACTURES	DX10	S82.63XD	DISPLACED FRACTURE OF LATERAL MALLEOLUS OF UNSPECIFIED FIBULA, SUBSEQUENT ENCOUNTER FOR OPEN FRACTURE WITH ROUTINE HEALING	S8263XD
DX_FRACTURE	FRACTURES	DX10	S82.63XE	DISPLACED FRACTURE OF LATERAL MALLEOLUS OF UNSPECIFIED FIBULA, SUBSEQUENT ENCOUNTER FOR OPEN FRACTURE TYPE I OR II WITH ROUTINE HEALING	S8263XE
DX_FRACTURE	FRACTURES	DX10	S82.63XF	DISPLACED FRACTURE OF LATERAL MALLEOLUS OF UNSPECIFIED FIBULA, SUBSEQUENT ENCOUNTER FOR OPEN FRACTURE TYPE IIA, IIB, OR IIC WITH ROUTINE HEALING	S8263XF
DX_FRACTURE	FRACTURES	DX10	S82.63XG	DISPLACED FRACTURE OF LATERAL MALLEOLUS OF UNSPECIFIED FIBULA, SUBSEQUENT ENCOUNTER FOR CLOSED FRACTURE WITH DELAYED HEALING	S8263XG
DX_FRACTURE	FRACTURES	DX10	S82.63XH	DISPLACED FRACTURE OF LATERAL MALLEOLUS OF UNSPECIFIED FIBULA, SUBSEQUENT ENCOUNTER FOR OPEN FRACTURE TYPE I OR II WITH DELAYED HEALING	S8263XH
DX_FRACTURE	FRACTURES	DX10	S82.63XJ	DISPLACED FRACTURE OF LATERAL MALLEOLUS OF UNSPECIFIED FIBULA, SUBSEQUENT ENCOUNTER FOR OPEN FRACTURE TYPE IIA, IIB, OR IIC WITH DELAYED HEALING	S8263XJ
DX_FRACTURE	FRACTURES	DX10	S82.63XK	DISPLACED FRACTURE OF LATERAL MALLEOLUS OF UNSPECIFIED FIBULA, SUBSEQUENT ENCOUNTER FOR CLOSED FRACTURE WITH NONUNION	S8263XK
DX_FRACTURE	FRACTURES	DX10	S82.63XM	DISPLACED FRACTURE OF LATERAL MALLEOLUS OF UNSPECIFIED FIBULA, SUBSEQUENT ENCOUNTER FOR OPEN FRACTURE TYPE I OR II WITH NONUNION	S8263XM
DX_FRACTURE	FRACTURES	DX10	S82.63XN	DISPLACED FRACTURE OF LATERAL MALLEOLUS OF UNSPECIFIED FIBULA, SUBSEQUENT ENCOUNTER FOR OPEN FRACTURE TYPE IIA, IIB, OR IIC WITH NONUNION	S8263XN
DX_FRACTURE	FRACTURES	DX10	S82.63XP	DISPLACED FRACTURE OF LATERAL MALLEOLUS OF UNSPECIFIED FIBULA, SUBSEQUENT ENCOUNTER FOR CLOSED FRACTURE WITH MALUNION	S8263XP
DX_FRACTURE	FRACTURES	DX10	S82.63XQ	DISPLACED FRACTURE OF LATERAL MALLEOLUS OF UNSPECIFIED FIBULA, SUBSEQUENT ENCOUNTER FOR OPEN FRACTURE TYPE I OR II WITH MALUNION	S8263XQ
DX_FRACTURE	FRACTURES	DX10	S82.63XR	DISPLACED FRACTURE OF LATERAL MALLEOLUS OF UNSPECIFIED FIBULA, SUBSEQUENT ENCOUNTER FOR OPEN FRACTURE TYPE IIA, IIB, OR IIC WITH MALUNION	S8263XR
DX_FRACTURE	FRACTURES	DX10	S82.63XS	DISPLACED FRACTURE OF LATERAL MALLEOLUS OF UNSPECIFIED FIBULA, SEQUELA	S8263XS
DX_FRACTURE	FRACTURES	DX10	S82.64	NONDISPLACED FRACTURE OF LATERAL MALLEOLUS OF RIGHT FIBULA	S8264
DX_FRACTURE	FRACTURES	DX10	S82.64XA	NONDISPLACED FRACTURE OF LATERAL MALLEOLUS OF RIGHT FIBULA, INITIAL ENCOUNTER FOR CLOSED FRACTURE	S8264XA
DX_FRACTURE	FRACTURES	DX10	S82.64XB	NONDISPLACED FRACTURE OF LATERAL MALLEOLUS OF RIGHT FIBULA, INITIAL ENCOUNTER FOR OPEN FRACTURE TYPE I OR II	S8264XB
DX_FRACTURE	FRACTURES	DX10	S82.64XC	NONDISPLACED FRACTURE OF LATERAL MALLEOLUS OF RIGHT FIBULA, INITIAL ENCOUNTER FOR OPEN FRACTURE TYPE IIA, IIB, OR IIC	S8264XC
DX_FRACTURE	FRACTURES	DX10	S82.64XD	NONDISPLACED FRACTURE OF LATERAL MALLEOLUS OF RIGHT FIBULA, SUBSEQUENT ENCOUNTER FOR CLOSED FRACTURE WITH ROUTINE HEALING	S8264XD
DX_FRACTURE	FRACTURES	DX10	S82.64XE	NONDISPLACED FRACTURE OF LATERAL MALLEOLUS OF RIGHT FIBULA, SUBSEQUENT ENCOUNTER FOR OPEN FRACTURE TYPE I OR II WITH ROUTINE HEALING	S8264XE
DX_FRACTURE	FRACTURES	DX10	S82.64XF	NONDISPLACED FRACTURE OF LATERAL MALLEOLUS OF RIGHT FIBULA, SUBSEQUENT ENCOUNTER FOR OPEN FRACTURE TYPE IIA, IIB, OR IIC WITH ROUTINE HEALING	S8264XF
DX_FRACTURE	FRACTURES	DX10	S82.64XG	NONDISPLACED FRACTURE OF LATERAL MALLEOLUS OF RIGHT FIBULA, SUBSEQUENT ENCOUNTER FOR CLOSED FRACTURE WITH DELAYED HEALING	S8264XG
DX_FRACTURE	FRACTURES	DX10	S82.64XH	NONDISPLACED FRACTURE OF LATERAL MALLEOLUS OF RIGHT FIBULA, SUBSEQUENT ENCOUNTER FOR OPEN FRACTURE TYPE I OR II WITH DELAYED HEALING	S8264XH
DX_FRACTURE	FRACTURES	DX10	S82.64XJ	NONDISPLACED FRACTURE OF LATERAL MALLEOLUS OF RIGHT FIBULA, SUBSEQUENT ENCOUNTER FOR OPEN FRACTURE TYPE IIA, IIB, OR IIC WITH DELAYED HEALING	S8264XJ
DX_FRACTURE	FRACTURES	DX10	S82.64XK	NONDISPLACED FRACTURE OF LATERAL MALLEOLUS OF RIGHT FIBULA, SUBSEQUENT ENCOUNTER FOR CLOSED FRACTURE WITH NONUNION	S8264XK
DX_FRACTURE	FRACTURES	DX10	S82.64XM	NONDISPLACED FRACTURE OF LATERAL MALLEOLUS OF RIGHT FIBULA, SUBSEQUENT ENCOUNTER FOR OPEN FRACTURE TYPE I OR II WITH NONUNION	S8264XM
DX_FRACTURE	FRACTURES	DX10	S82.64XN	NONDISPLACED FRACTURE OF LATERAL MALLEOLUS OF RIGHT FIBULA, SUBSEQUENT ENCOUNTER FOR OPEN FRACTURE TYPE IIA, IIB, OR IIC WITH NONUNION	S8264XN
DX_FRACTURE	FRACTURES	DX10	S82.64XP	NONDISPLACED FRACTURE OF LATERAL MALLEOLUS OF RIGHT FIBULA, SUBSEQUENT ENCOUNTER FOR CLOSED FRACTURE WITH MALUNION	S8264XP
DX_FRACTURE	FRACTURES	DX10	S82.64XQ	NONDISPLACED FRACTURE OF LATERAL MALLEOLUS OF RIGHT FIBULA, SUBSEQUENT ENCOUNTER FOR OPEN FRACTURE TYPE I OR II WITH MALUNION	S8264XQ
DX_FRACTURE	FRACTURES	DX10	S82.64XR	NONDISPLACED FRACTURE OF LATERAL MALLEOLUS OF RIGHT FIBULA, SUBSEQUENT ENCOUNTER FOR OPEN FRACTURE TYPE IIA, IIB, OR IIC WITH MALUNION	S8264XR
DX_FRACTURE	FRACTURES	DX10	S82.64XS	NONDISPLACED FRACTURE OF LATERAL MALLEOLUS OF RIGHT FIBULA, SEQUELA	S8264XS
DX_FRACTURE	FRACTURES	DX10	S82.65	NONDISPLACED FRACTURE OF LATERAL MALLEOLUS OF LEFT FIBULA	S8265
DX_FRACTURE	FRACTURES	DX10	S82.65XA	NONDISPLACED FRACTURE OF LATERAL MALLEOLUS OF LEFT FIBULA, INITIAL ENCOUNTER FOR CLOSED FRACTURE	S8265XA
DX_FRACTURE	FRACTURES	DX10	S82.65XB	NONDISPLACED FRACTURE OF LATERAL MALLEOLUS OF LEFT FIBULA, INITIAL ENCOUNTER FOR OPEN FRACTURE TYPE I OR II	S8265XB
DX_FRACTURE	FRACTURES	DX10	S82.65XC	NONDISPLACED FRACTURE OF LATERAL MALLEOLUS OF LEFT FIBULA, INITIAL ENCOUNTER FOR OPEN FRACTURE TYPE IIA, IIB, OR IIC	S8265XC
DX_FRACTURE	FRACTURES	DX10	S82.65XD	NONDISPLACED FRACTURE OF LATERAL MALLEOLUS OF LEFT FIBULA, SUBSEQUENT ENCOUNTER FOR CLOSED FRACTURE WITH ROUTINE HEALING	S8265XD
DX_FRACTURE	FRACTURES	DX10	S82.65XE	NONDISPLACED FRACTURE OF LATERAL MALLEOLUS OF LEFT FIBULA, SUBSEQUENT ENCOUNTER FOR OPEN FRACTURE TYPE I OR II WITH ROUTINE HEALING	S8265XE
DX_FRACTURE	FRACTURES	DX10	S82.65XF	NONDISPLACED FRACTURE OF LATERAL MALLEOLUS OF LEFT FIBULA, SUBSEQUENT ENCOUNTER FOR OPEN FRACTURE TYPE IIA, IIB, OR IIC WITH ROUTINE HEALING	S8265XF
DX_FRACTURE	FRACTURES	DX10	S82.65XG	NONDISPLACED FRACTURE OF LATERAL MALLEOLUS OF LEFT FIBULA, SUBSEQUENT ENCOUNTER FOR CLOSED FRACTURE WITH DELAYED HEALING	S8265XG
DX_FRACTURE	FRACTURES	DX10	S82.65XH	NONDISPLACED FRACTURE OF LATERAL MALLEOLUS OF LEFT FIBULA, SUBSEQUENT ENCOUNTER FOR OPEN FRACTURE TYPE I OR II WITH DELAYED HEALING	S8265XH
DX_FRACTURE	FRACTURES	DX10	S82.65XJ	NONDISPLACED FRACTURE OF LATERAL MALLEOLUS OF LEFT FIBULA, SUBSEQUENT ENCOUNTER FOR OPEN FRACTURE TYPE IIA, IIB, OR IIC WITH DELAYED HEALING	S8265XJ
DX_FRACTURE	FRACTURES	DX10	S82.65XK	NONDISPLACED FRACTURE OF LATERAL MALLEOLUS OF LEFT FIBULA, SUBSEQUENT ENCOUNTER FOR CLOSED FRACTURE WITH NONUNION	S8265XK
DX_FRACTURE	FRACTURES	DX10	S82.65XM	NONDISPLACED FRACTURE OF LATERAL MALLEOLUS OF LEFT FIBULA, SUBSEQUENT ENCOUNTER FOR OPEN FRACTURE TYPE I OR II WITH NONUNION	S8265XM
DX_FRACTURE	FRACTURES	DX10	S82.65XN	NONDISPLACED FRACTURE OF LATERAL MALLEOLUS OF LEFT FIBULA, SUBSEQUENT ENCOUNTER FOR OPEN FRACTURE TYPE IIA, IIB, OR IIC WITH NONUNION	S8265XN
DX_FRACTURE	FRACTURES	DX10	S82.65XP	NONDISPLACED FRACTURE OF LATERAL MALLEOLUS OF LEFT FIBULA, SUBSEQUENT ENCOUNTER FOR CLOSED FRACTURE WITH MALUNION	S8265XP
DX_FRACTURE	FRACTURES	DX10	S82.65XQ	NONDISPLACED FRACTURE OF LATERAL MALLEOLUS OF LEFT FIBULA, SUBSEQUENT ENCOUNTER FOR OPEN FRACTURE TYPE I OR II WITH MALUNION	S8265XQ

Boehringer Ingelheim
Statistical and Epidemiological Analysis Plan (SEAP) for Non-Interventional Study
(NIS)
BI Study Number 1245-0228

Proprietary confidential information © 2023 Boehringer Ingelheim International GmbH or one or more of its affiliated companies

DX_FRACTURE	FRACTURES	DX10	S82.65XR	NONDISPLACED FRACTURE OF LATERAL MALLEOLUS OF LEFT FIBULA, SUBSEQUENT ENCOUNTER FOR OPEN FRACTURE TYPE IIIA, IIIB, OR IIIC WITH MALUNION	S8265XR
DX_FRACTURE	FRACTURES	DX10	S82.65XS	NONDISPLACED FRACTURE OF LATERAL MALLEOLUS OF LEFT FIBULA, SEQUELA	S8265XS
DX_FRACTURE	FRACTURES	DX10	S82.66	NONDISPLACED FRACTURE OF LATERAL MALLEOLUS OF UNSPECIFIED FIBULA	S8266
DX_FRACTURE	FRACTURES	DX10	S82.66XA	NONDISPLACED FRACTURE OF LATERAL MALLEOLUS OF UNSPECIFIED FIBULA, INITIAL ENCOUNTER FOR CLOSED FRACTURE	S8266XA
DX_FRACTURE	FRACTURES	DX10	S82.66XB	NONDISPLACED FRACTURE OF LATERAL MALLEOLUS OF UNSPECIFIED FIBULA, INITIAL ENCOUNTER FOR OPEN FRACTURE TYPE I OR II	S8266XB
DX_FRACTURE	FRACTURES	DX10	S82.66XC	NONDISPLACED FRACTURE OF LATERAL MALLEOLUS OF UNSPECIFIED FIBULA, INITIAL ENCOUNTER FOR OPEN FRACTURE TYPE IIIA, IIIB, OR IIIC	S8266XC
DX_FRACTURE	FRACTURES	DX10	S82.66XD	NONDISPLACED FRACTURE OF LATERAL MALLEOLUS OF UNSPECIFIED FIBULA, SUBSEQUENT ENCOUNTER FOR CLOSED FRACTURE WITH ROUTINE HEALING	S8266XD
DX_FRACTURE	FRACTURES	DX10	S82.66XE	NONDISPLACED FRACTURE OF LATERAL MALLEOLUS OF UNSPECIFIED FIBULA, SUBSEQUENT ENCOUNTER FOR OPEN FRACTURE TYPE I OR II WITH ROUTINE HEALING	S8266XE
DX_FRACTURE	FRACTURES	DX10	S82.66XF	NONDISPLACED FRACTURE OF LATERAL MALLEOLUS OF UNSPECIFIED FIBULA, SUBSEQUENT ENCOUNTER FOR OPEN FRACTURE TYPE IIIA, IIIB, OR IIIC WITH ROUTINE HEALING	S8266XF
DX_FRACTURE	FRACTURES	DX10	S82.66XG	NONDISPLACED FRACTURE OF LATERAL MALLEOLUS OF UNSPECIFIED FIBULA, SUBSEQUENT ENCOUNTER FOR CLOSED FRACTURE WITH DELAYED HEALING	S8266XG
DX_FRACTURE	FRACTURES	DX10	S82.66XH	NONDISPLACED FRACTURE OF LATERAL MALLEOLUS OF UNSPECIFIED FIBULA, SUBSEQUENT ENCOUNTER FOR OPEN FRACTURE TYPE I OR II WITH DELAYED HEALING	S8266XH
DX_FRACTURE	FRACTURES	DX10	S82.66XJ	NONDISPLACED FRACTURE OF LATERAL MALLEOLUS OF UNSPECIFIED FIBULA, SUBSEQUENT ENCOUNTER FOR OPEN FRACTURE TYPE IIIA, IIIB, OR IIIC WITH DELAYED HEALING	S8266XJ
DX_FRACTURE	FRACTURES	DX10	S82.66XK	NONDISPLACED FRACTURE OF LATERAL MALLEOLUS OF UNSPECIFIED FIBULA, SUBSEQUENT ENCOUNTER FOR CLOSED FRACTURE WITH NONUNION	S8266XK
DX_FRACTURE	FRACTURES	DX10	S82.66XM	NONDISPLACED FRACTURE OF LATERAL MALLEOLUS OF UNSPECIFIED FIBULA, SUBSEQUENT ENCOUNTER FOR OPEN FRACTURE TYPE I OR II WITH NONUNION	S8266XM
DX_FRACTURE	FRACTURES	DX10	S82.66XN	NONDISPLACED FRACTURE OF LATERAL MALLEOLUS OF UNSPECIFIED FIBULA, SUBSEQUENT ENCOUNTER FOR OPEN FRACTURE TYPE IIIA, IIIB, OR IIIC WITH NONUNION	S8266XN
DX_FRACTURE	FRACTURES	DX10	S82.66XP	NONDISPLACED FRACTURE OF LATERAL MALLEOLUS OF UNSPECIFIED FIBULA, SUBSEQUENT ENCOUNTER FOR CLOSED FRACTURE WITH MALUNION	S8266XP
DX_FRACTURE	FRACTURES	DX10	S82.66XQ	NONDISPLACED FRACTURE OF LATERAL MALLEOLUS OF UNSPECIFIED FIBULA, SUBSEQUENT ENCOUNTER FOR OPEN FRACTURE TYPE I OR II WITH MALUNION	S8266XQ
DX_FRACTURE	FRACTURES	DX10	S82.66XR	NONDISPLACED FRACTURE OF LATERAL MALLEOLUS OF UNSPECIFIED FIBULA, SUBSEQUENT ENCOUNTER FOR OPEN FRACTURE TYPE IIIA, IIIB, OR IIIC WITH MALUNION	S8266XR
DX_FRACTURE	FRACTURES	DX10	S82.66XS	NONDISPLACED FRACTURE OF LATERAL MALLEOLUS OF UNSPECIFIED FIBULA, SEQUELA	S8266XS
DX_FRACTURE	FRACTURES	DX10	S82.8	OTHER FRACTURES OF LOWER LEG	S828
DX_FRACTURE	FRACTURES	DX10	S82.81	TORUS FRACTURE OF UPPER END OF FIBULA	S8281
DX_FRACTURE	FRACTURES	DX10	S82.811	TORUS FRACTURE OF UPPER END OF RIGHT FIBULA	S82811
DX_FRACTURE	FRACTURES	DX10	S82.811A	TORUS FRACTURE OF UPPER END OF RIGHT FIBULA, INITIAL ENCOUNTER FOR CLOSED FRACTURE	S82811A
DX_FRACTURE	FRACTURES	DX10	S82.811D	TORUS FRACTURE OF UPPER END OF RIGHT FIBULA, SUBSEQUENT ENCOUNTER FOR FRACTURE WITH ROUTINE HEALING	S82811D
DX_FRACTURE	FRACTURES	DX10	S82.811G	TORUS FRACTURE OF UPPER END OF RIGHT FIBULA, SUBSEQUENT ENCOUNTER FOR FRACTURE WITH DELAYED HEALING	S82811G
DX_FRACTURE	FRACTURES	DX10	S82.811K	TORUS FRACTURE OF UPPER END OF RIGHT FIBULA, SUBSEQUENT ENCOUNTER FOR FRACTURE WITH NONUNION	S82811K
DX_FRACTURE	FRACTURES	DX10	S82.811P	TORUS FRACTURE OF UPPER END OF RIGHT FIBULA, SUBSEQUENT ENCOUNTER FOR FRACTURE WITH MALUNION	S82811P
DX_FRACTURE	FRACTURES	DX10	S82.811S	TORUS FRACTURE OF UPPER END OF RIGHT FIBULA, SEQUELA	S82811S
DX_FRACTURE	FRACTURES	DX10	S82.812	TORUS FRACTURE OF UPPER END OF LEFT FIBULA	S82812
DX_FRACTURE	FRACTURES	DX10	S82.812A	TORUS FRACTURE OF UPPER END OF LEFT FIBULA, INITIAL ENCOUNTER FOR CLOSED FRACTURE	S82812A
DX_FRACTURE	FRACTURES	DX10	S82.812D	TORUS FRACTURE OF UPPER END OF LEFT FIBULA, SUBSEQUENT ENCOUNTER FOR FRACTURE WITH ROUTINE HEALING	S82812D
DX_FRACTURE	FRACTURES	DX10	S82.812G	TORUS FRACTURE OF UPPER END OF LEFT FIBULA, SUBSEQUENT ENCOUNTER FOR FRACTURE WITH DELAYED HEALING	S82812G
DX_FRACTURE	FRACTURES	DX10	S82.812K	TORUS FRACTURE OF UPPER END OF LEFT FIBULA, SUBSEQUENT ENCOUNTER FOR FRACTURE WITH NONUNION	S82812K
DX_FRACTURE	FRACTURES	DX10	S82.812P	TORUS FRACTURE OF UPPER END OF LEFT FIBULA, SUBSEQUENT ENCOUNTER FOR FRACTURE WITH MALUNION	S82812P
DX_FRACTURE	FRACTURES	DX10	S82.812S	TORUS FRACTURE OF UPPER END OF LEFT FIBULA, SEQUELA	S82812S
DX_FRACTURE	FRACTURES	DX10	S82.819	TORUS FRACTURE OF UPPER END OF UNSPECIFIED FIBULA	S82819
DX_FRACTURE	FRACTURES	DX10	S82.819A	TORUS FRACTURE OF UPPER END OF UNSPECIFIED FIBULA, INITIAL ENCOUNTER FOR CLOSED FRACTURE	S82819A
DX_FRACTURE	FRACTURES	DX10	S82.819D	TORUS FRACTURE OF UPPER END OF UNSPECIFIED FIBULA, SUBSEQUENT ENCOUNTER FOR FRACTURE WITH ROUTINE HEALING	S82819D
DX_FRACTURE	FRACTURES	DX10	S82.819G	TORUS FRACTURE OF UPPER END OF UNSPECIFIED FIBULA, SUBSEQUENT ENCOUNTER FOR FRACTURE WITH DELAYED HEALING	S82819G
DX_FRACTURE	FRACTURES	DX10	S82.819K	TORUS FRACTURE OF UPPER END OF UNSPECIFIED FIBULA, SUBSEQUENT ENCOUNTER FOR FRACTURE WITH NONUNION	S82819K
DX_FRACTURE	FRACTURES	DX10	S82.819P	TORUS FRACTURE OF UPPER END OF UNSPECIFIED FIBULA, SUBSEQUENT ENCOUNTER FOR FRACTURE WITH MALUNION	S82819P
DX_FRACTURE	FRACTURES	DX10	S82.819S	TORUS FRACTURE OF UPPER END OF UNSPECIFIED FIBULA, SEQUELA	S82819S
DX_FRACTURE	FRACTURES	DX10	S82.82	TORUS FRACTURE OF LOWER END OF FIBULA	S8282
DX_FRACTURE	FRACTURES	DX10	S82.821	TORUS FRACTURE OF LOWER END OF RIGHT FIBULA	S82821
DX_FRACTURE	FRACTURES	DX10	S82.821A	TORUS FRACTURE OF LOWER END OF RIGHT FIBULA, INITIAL ENCOUNTER FOR CLOSED FRACTURE	S82821A
DX_FRACTURE	FRACTURES	DX10	S82.821D	TORUS FRACTURE OF LOWER END OF RIGHT FIBULA, SUBSEQUENT ENCOUNTER FOR FRACTURE WITH ROUTINE HEALING	S82821D
DX_FRACTURE	FRACTURES	DX10	S82.821G	TORUS FRACTURE OF LOWER END OF RIGHT FIBULA, SUBSEQUENT ENCOUNTER FOR FRACTURE WITH DELAYED HEALING	S82821G
DX_FRACTURE	FRACTURES	DX10	S82.821K	TORUS FRACTURE OF LOWER END OF RIGHT FIBULA, SUBSEQUENT ENCOUNTER FOR FRACTURE WITH NONUNION	S82821K
DX_FRACTURE	FRACTURES	DX10	S82.821P	TORUS FRACTURE OF LOWER END OF RIGHT FIBULA, SUBSEQUENT ENCOUNTER FOR FRACTURE WITH MALUNION	S82821P
DX_FRACTURE	FRACTURES	DX10	S82.821S	TORUS FRACTURE OF LOWER END OF RIGHT FIBULA, SEQUELA	S82821S
DX_FRACTURE	FRACTURES	DX10	S82.822	TORUS FRACTURE OF LOWER END OF LEFT FIBULA	S82822
DX_FRACTURE	FRACTURES	DX10	S82.822A	TORUS FRACTURE OF LOWER END OF LEFT FIBULA, INITIAL ENCOUNTER FOR CLOSED FRACTURE	S82822A
DX_FRACTURE	FRACTURES	DX10	S82.822D	TORUS FRACTURE OF LOWER END OF LEFT FIBULA, SUBSEQUENT ENCOUNTER FOR FRACTURE WITH ROUTINE HEALING	S82822D
DX_FRACTURE	FRACTURES	DX10	S82.822G	TORUS FRACTURE OF LOWER END OF LEFT FIBULA, SUBSEQUENT ENCOUNTER FOR FRACTURE WITH DELAYED HEALING	S82822G
DX_FRACTURE	FRACTURES	DX10	S82.822K	TORUS FRACTURE OF LOWER END OF LEFT FIBULA, SUBSEQUENT ENCOUNTER FOR FRACTURE WITH NONUNION	S82822K
DX_FRACTURE	FRACTURES	DX10	S82.822P	TORUS FRACTURE OF LOWER END OF LEFT FIBULA, SUBSEQUENT ENCOUNTER FOR FRACTURE WITH MALUNION	S82822P

Boehringer Ingelheim
Statistical and Epidemiological Analysis Plan (SEAP) for Non-Interventional Study
(NIS)
BI Study Number 1245-0228

Proprietary confidential information © 2023 Boehringer Ingelheim International GmbH or one or more of its affiliated companies

DX_FRACTURE	FRACTURES	DX10	S82.822S	TORUS FRACTURE OF LOWER END OF LEFT FIBULA, SEQUELA	S82822S
DX_FRACTURE	FRACTURES	DX10	S82.829	TORUS FRACTURE OF LOWER END OF UNSPECIFIED FIBULA	S82829
DX_FRACTURE	FRACTURES	DX10	S82.829A	TORUS FRACTURE OF LOWER END OF UNSPECIFIED FIBULA, INITIAL ENCOUNTER FOR CLOSED FRACTURE	S82829A
DX_FRACTURE	FRACTURES	DX10	S82.829D	TORUS FRACTURE OF LOWER END OF UNSPECIFIED FIBULA, SUBSEQUENT ENCOUNTER FOR FRACTURE WITH ROUTINE HEALING	S82829D
DX_FRACTURE	FRACTURES	DX10	S82.829G	TORUS FRACTURE OF LOWER END OF UNSPECIFIED FIBULA, SUBSEQUENT ENCOUNTER FOR FRACTURE WITH DELAYED HEALING	S82829G
DX_FRACTURE	FRACTURES	DX10	S82.829K	TORUS FRACTURE OF LOWER END OF UNSPECIFIED FIBULA, SUBSEQUENT ENCOUNTER FOR FRACTURE WITH NONUNION	S82829K
DX_FRACTURE	FRACTURES	DX10	S82.829P	TORUS FRACTURE OF LOWER END OF UNSPECIFIED FIBULA, SUBSEQUENT ENCOUNTER FOR FRACTURE WITH MALUNION	S82829P
DX_FRACTURE	FRACTURES	DX10	S82.829S	TORUS FRACTURE OF LOWER END OF UNSPECIFIED FIBULA, SEQUELA	S82829S
DX_FRACTURE	FRACTURES	DX10	S82.83	OTHER FRACTURE OF UPPER AND LOWER END OF FIBULA	S8283
DX_FRACTURE	FRACTURES	DX10	S82.831	OTHER FRACTURE OF UPPER AND LOWER END OF RIGHT FIBULA	S82831
DX_FRACTURE	FRACTURES	DX10	S82.831A	OTHER FRACTURE OF UPPER AND LOWER END OF RIGHT FIBULA, INITIAL ENCOUNTER FOR CLOSED FRACTURE	S82831A
DX_FRACTURE	FRACTURES	DX10	S82.831B	OTHER FRACTURE OF UPPER AND LOWER END OF RIGHT FIBULA, INITIAL ENCOUNTER FOR OPEN FRACTURE TYPE I OR II	S82831B
DX_FRACTURE	FRACTURES	DX10	S82.831C	OTHER FRACTURE OF UPPER AND LOWER END OF RIGHT FIBULA, INITIAL ENCOUNTER FOR OPEN FRACTURE TYPE IIIA, IIIB, OR IIIC	S82831C
DX_FRACTURE	FRACTURES	DX10	S82.831D	OTHER FRACTURE OF UPPER AND LOWER END OF RIGHT FIBULA, SUBSEQUENT ENCOUNTER FOR CLOSED FRACTURE WITH ROUTINE HEALING	S82831D
DX_FRACTURE	FRACTURES	DX10	S82.831E	OTHER FRACTURE OF UPPER AND LOWER END OF RIGHT FIBULA, SUBSEQUENT ENCOUNTER FOR OPEN FRACTURE TYPE I OR II WITH ROUTINE HEALING	S82831E
DX_FRACTURE	FRACTURES	DX10	S82.831F	OTHER FRACTURE OF UPPER AND LOWER END OF RIGHT FIBULA, SUBSEQUENT ENCOUNTER FOR OPEN FRACTURE TYPE IIIA, IIIB, OR IIIC WITH ROUTINE HEALING	S82831F
DX_FRACTURE	FRACTURES	DX10	S82.831G	OTHER FRACTURE OF UPPER AND LOWER END OF RIGHT FIBULA, SUBSEQUENT ENCOUNTER FOR CLOSED FRACTURE WITH DELAYED HEALING	S82831G
DX_FRACTURE	FRACTURES	DX10	S82.831H	OTHER FRACTURE OF UPPER AND LOWER END OF RIGHT FIBULA, SUBSEQUENT ENCOUNTER FOR OPEN FRACTURE TYPE I OR II WITH DELAYED HEALING	S82831H
DX_FRACTURE	FRACTURES	DX10	S82.831J	OTHER FRACTURE OF UPPER AND LOWER END OF RIGHT FIBULA, SUBSEQUENT ENCOUNTER FOR OPEN FRACTURE TYPE IIIA, IIIB, OR IIIC WITH DELAYED HEALING	S82831J
DX_FRACTURE	FRACTURES	DX10	S82.831K	OTHER FRACTURE OF UPPER AND LOWER END OF RIGHT FIBULA, SUBSEQUENT ENCOUNTER FOR CLOSED FRACTURE WITH NONUNION	S82831K
DX_FRACTURE	FRACTURES	DX10	S82.831M	OTHER FRACTURE OF UPPER AND LOWER END OF RIGHT FIBULA, SUBSEQUENT ENCOUNTER FOR OPEN FRACTURE TYPE I OR II WITH NONUNION	S82831M
DX_FRACTURE	FRACTURES	DX10	S82.831N	OTHER FRACTURE OF UPPER AND LOWER END OF RIGHT FIBULA, SUBSEQUENT ENCOUNTER FOR OPEN FRACTURE TYPE IIIA, IIIB, OR IIIC WITH NONUNION	S82831N
DX_FRACTURE	FRACTURES	DX10	S82.831P	OTHER FRACTURE OF UPPER AND LOWER END OF RIGHT FIBULA, SUBSEQUENT ENCOUNTER FOR CLOSED FRACTURE WITH MALUNION	S82831P
DX_FRACTURE	FRACTURES	DX10	S82.831Q	OTHER FRACTURE OF UPPER AND LOWER END OF RIGHT FIBULA, SUBSEQUENT ENCOUNTER FOR OPEN FRACTURE TYPE I OR II WITH MALUNION	S82831Q
DX_FRACTURE	FRACTURES	DX10	S82.831R	OTHER FRACTURE OF UPPER AND LOWER END OF RIGHT FIBULA, SUBSEQUENT ENCOUNTER FOR OPEN FRACTURE TYPE IIIA, IIIB, OR IIIC WITH MALUNION	S82831R
DX_FRACTURE	FRACTURES	DX10	S82.831S	OTHER FRACTURE OF UPPER AND LOWER END OF RIGHT FIBULA, SEQUELA	S82831S
DX_FRACTURE	FRACTURES	DX10	S82.832	OTHER FRACTURE OF UPPER AND LOWER END OF LEFT FIBULA	S82832
DX_FRACTURE	FRACTURES	DX10	S82.832A	OTHER FRACTURE OF UPPER AND LOWER END OF LEFT FIBULA, INITIAL ENCOUNTER FOR CLOSED FRACTURE	S82832A
DX_FRACTURE	FRACTURES	DX10	S82.832B	OTHER FRACTURE OF UPPER AND LOWER END OF LEFT FIBULA, INITIAL ENCOUNTER FOR OPEN FRACTURE TYPE I OR II	S82832B
DX_FRACTURE	FRACTURES	DX10	S82.832C	OTHER FRACTURE OF UPPER AND LOWER END OF LEFT FIBULA, INITIAL ENCOUNTER FOR OPEN FRACTURE TYPE IIIA, IIIB, OR IIIC	S82832C
DX_FRACTURE	FRACTURES	DX10	S82.832D	OTHER FRACTURE OF UPPER AND LOWER END OF LEFT FIBULA, SUBSEQUENT ENCOUNTER FOR CLOSED FRACTURE WITH ROUTINE HEALING	S82832D
DX_FRACTURE	FRACTURES	DX10	S82.832E	OTHER FRACTURE OF UPPER AND LOWER END OF LEFT FIBULA, SUBSEQUENT ENCOUNTER FOR OPEN FRACTURE TYPE I OR II WITH ROUTINE HEALING	S82832E
DX_FRACTURE	FRACTURES	DX10	S82.832F	OTHER FRACTURE OF UPPER AND LOWER END OF LEFT FIBULA, SUBSEQUENT ENCOUNTER FOR OPEN FRACTURE TYPE IIIA, IIIB, OR IIIC WITH ROUTINE HEALING	S82832F
DX_FRACTURE	FRACTURES	DX10	S82.832G	OTHER FRACTURE OF UPPER AND LOWER END OF LEFT FIBULA, SUBSEQUENT ENCOUNTER FOR CLOSED FRACTURE WITH DELAYED HEALING	S82832G
DX_FRACTURE	FRACTURES	DX10	S82.832H	OTHER FRACTURE OF UPPER AND LOWER END OF LEFT FIBULA, SUBSEQUENT ENCOUNTER FOR OPEN FRACTURE TYPE I OR II WITH DELAYED HEALING	S82832H
DX_FRACTURE	FRACTURES	DX10	S82.832J	OTHER FRACTURE OF UPPER AND LOWER END OF LEFT FIBULA, SUBSEQUENT ENCOUNTER FOR OPEN FRACTURE TYPE IIIA, IIIB, OR IIIC WITH DELAYED HEALING	S82832J
DX_FRACTURE	FRACTURES	DX10	S82.832K	OTHER FRACTURE OF UPPER AND LOWER END OF LEFT FIBULA, SUBSEQUENT ENCOUNTER FOR CLOSED FRACTURE WITH NONUNION	S82832K
DX_FRACTURE	FRACTURES	DX10	S82.832M	OTHER FRACTURE OF UPPER AND LOWER END OF LEFT FIBULA, SUBSEQUENT ENCOUNTER FOR OPEN FRACTURE TYPE I OR II WITH NONUNION	S82832M
DX_FRACTURE	FRACTURES	DX10	S82.832N	OTHER FRACTURE OF UPPER AND LOWER END OF LEFT FIBULA, SUBSEQUENT ENCOUNTER FOR OPEN FRACTURE TYPE IIIA, IIIB, OR IIIC WITH NONUNION	S82832N
DX_FRACTURE	FRACTURES	DX10	S82.832P	OTHER FRACTURE OF UPPER AND LOWER END OF LEFT FIBULA, SUBSEQUENT ENCOUNTER FOR CLOSED FRACTURE WITH MALUNION	S82832P
DX_FRACTURE	FRACTURES	DX10	S82.832Q	OTHER FRACTURE OF UPPER AND LOWER END OF LEFT FIBULA, SUBSEQUENT ENCOUNTER FOR OPEN FRACTURE TYPE I OR II WITH MALUNION	S82832Q
DX_FRACTURE	FRACTURES	DX10	S82.832R	OTHER FRACTURE OF UPPER AND LOWER END OF LEFT FIBULA, SUBSEQUENT ENCOUNTER FOR OPEN FRACTURE TYPE IIIA, IIIB, OR IIIC WITH MALUNION	S82832R
DX_FRACTURE	FRACTURES	DX10	S82.832S	OTHER FRACTURE OF UPPER AND LOWER END OF LEFT FIBULA, SEQUELA	S82832S
DX_FRACTURE	FRACTURES	DX10	S82.839	OTHER FRACTURE OF UPPER AND LOWER END OF UNSPECIFIED FIBULA	S82839
DX_FRACTURE	FRACTURES	DX10	S82.839A	OTHER FRACTURE OF UPPER AND LOWER END OF UNSPECIFIED FIBULA, INITIAL ENCOUNTER FOR CLOSED FRACTURE	S82839A
DX_FRACTURE	FRACTURES	DX10	S82.839B	OTHER FRACTURE OF UPPER AND LOWER END OF UNSPECIFIED FIBULA, INITIAL ENCOUNTER FOR OPEN FRACTURE TYPE I OR II	S82839B
DX_FRACTURE	FRACTURES	DX10	S82.839C	OTHER FRACTURE OF UPPER AND LOWER END OF UNSPECIFIED FIBULA, INITIAL ENCOUNTER FOR OPEN FRACTURE TYPE IIIA, IIIB, OR IIIC	S82839C
DX_FRACTURE	FRACTURES	DX10	S82.839D	OTHER FRACTURE OF UPPER AND LOWER END OF UNSPECIFIED FIBULA, SUBSEQUENT ENCOUNTER FOR CLOSED FRACTURE WITH ROUTINE HEALING	S82839D
DX_FRACTURE	FRACTURES	DX10	S82.839E	OTHER FRACTURE OF UPPER AND LOWER END OF UNSPECIFIED FIBULA, SUBSEQUENT ENCOUNTER FOR OPEN FRACTURE TYPE I OR II WITH ROUTINE HEALING	S82839E
DX_FRACTURE	FRACTURES	DX10	S82.839F	OTHER FRACTURE OF UPPER AND LOWER END OF UNSPECIFIED FIBULA, SUBSEQUENT ENCOUNTER FOR OPEN FRACTURE TYPE IIIA, IIIB, OR IIIC WITH ROUTINE HEALING	S82839F
DX_FRACTURE	FRACTURES	DX10	S82.839G	OTHER FRACTURE OF UPPER AND LOWER END OF UNSPECIFIED FIBULA, SUBSEQUENT ENCOUNTER FOR CLOSED FRACTURE WITH DELAYED HEALING	S82839G
DX_FRACTURE	FRACTURES	DX10	S82.839H	OTHER FRACTURE OF UPPER AND LOWER END OF UNSPECIFIED FIBULA, SUBSEQUENT ENCOUNTER FOR OPEN FRACTURE TYPE I OR II WITH DELAYED HEALING	S82839H
DX_FRACTURE	FRACTURES	DX10	S82.839J	OTHER FRACTURE OF UPPER AND LOWER END OF UNSPECIFIED FIBULA, SUBSEQUENT ENCOUNTER FOR OPEN FRACTURE TYPE IIIA, IIIB, OR IIIC WITH DELAYED HEALING	S82839J

Boehringer Ingelheim
Statistical and Epidemiological Analysis Plan (SEAP) for Non-Interventional Study
(NIS)
BI Study Number 1245-0228

Proprietary confidential information © 2023 Boehringer Ingelheim International GmbH or one or more of its affiliated companies

DX_FRACTURE	FRACTURES	DX10	S82.839K	OTHER FRACTURE OF UPPER AND LOWER END OF UNSPECIFIED FIBULA, SUBSEQUENT ENCOUNTER FOR CLOSED FRACTURE WITH NONUNION	S82839K
DX_FRACTURE	FRACTURES	DX10	S82.839M	OTHER FRACTURE OF UPPER AND LOWER END OF UNSPECIFIED FIBULA, SUBSEQUENT ENCOUNTER FOR OPEN FRACTURE TYPE I OR II WITH NONUNION	S82839M
DX_FRACTURE	FRACTURES	DX10	S82.839N	OTHER FRACTURE OF UPPER AND LOWER END OF UNSPECIFIED FIBULA, SUBSEQUENT ENCOUNTER FOR OPEN FRACTURE TYPE IIIA, IIIB, OR IIC WITH NONUNION	S82839N
DX_FRACTURE	FRACTURES	DX10	S82.839P	OTHER FRACTURE OF UPPER AND LOWER END OF UNSPECIFIED FIBULA, SUBSEQUENT ENCOUNTER FOR CLOSED FRACTURE WITH MALUNION	S82839P
DX_FRACTURE	FRACTURES	DX10	S82.839Q	OTHER FRACTURE OF UPPER AND LOWER END OF UNSPECIFIED FIBULA, SUBSEQUENT ENCOUNTER FOR OPEN FRACTURE TYPE I OR II WITH MALUNION	S82839Q
DX_FRACTURE	FRACTURES	DX10	S82.839R	OTHER FRACTURE OF UPPER AND LOWER END OF UNSPECIFIED FIBULA, SUBSEQUENT ENCOUNTER FOR OPEN FRACTURE TYPE IIIA, IIIB, OR IIC WITH MALUNION	S82839R
DX_FRACTURE	FRACTURES	DX10	S82.839S	OTHER FRACTURE OF UPPER AND LOWER END OF UNSPECIFIED FIBULA, SEQUELA	S82839S
DX_FRACTURE	FRACTURES	DX10	S82.84	BIMALLEOLAR FRACTURE OF LOWER LEG	S8284
DX_FRACTURE	FRACTURES	DX10	S82.841	DISPLACED BIMALLEOLAR FRACTURE OF RIGHT LOWER LEG	S82841
DX_FRACTURE	FRACTURES	DX10	S82.841A	DISPLACED BIMALLEOLAR FRACTURE OF RIGHT LOWER LEG, INITIAL ENCOUNTER FOR CLOSED FRACTURE	S82841A
DX_FRACTURE	FRACTURES	DX10	S82.841B	DISPLACED BIMALLEOLAR FRACTURE OF RIGHT LOWER LEG, INITIAL ENCOUNTER FOR OPEN FRACTURE TYPE I OR II	S82841B
DX_FRACTURE	FRACTURES	DX10	S82.841C	DISPLACED BIMALLEOLAR FRACTURE OF RIGHT LOWER LEG, INITIAL ENCOUNTER FOR OPEN FRACTURE TYPE IIIA, IIIB, OR IIC	S82841C
DX_FRACTURE	FRACTURES	DX10	S82.841D	DISPLACED BIMALLEOLAR FRACTURE OF RIGHT LOWER LEG, SUBSEQUENT ENCOUNTER FOR CLOSED FRACTURE WITH ROUTINE HEALING	S82841D
DX_FRACTURE	FRACTURES	DX10	S82.841E	DISPLACED BIMALLEOLAR FRACTURE OF RIGHT LOWER LEG, SUBSEQUENT ENCOUNTER FOR OPEN FRACTURE TYPE I OR II WITH ROUTINE HEALING	S82841E
DX_FRACTURE	FRACTURES	DX10	S82.841F	DISPLACED BIMALLEOLAR FRACTURE OF RIGHT LOWER LEG, SUBSEQUENT ENCOUNTER FOR OPEN FRACTURE TYPE IIIA, IIIB, OR IIC WITH ROUTINE HEALING	S82841F
DX_FRACTURE	FRACTURES	DX10	S82.841G	DISPLACED BIMALLEOLAR FRACTURE OF RIGHT LOWER LEG, SUBSEQUENT ENCOUNTER FOR CLOSED FRACTURE WITH DELAYED HEALING	S82841G
DX_FRACTURE	FRACTURES	DX10	S82.841H	DISPLACED BIMALLEOLAR FRACTURE OF RIGHT LOWER LEG, SUBSEQUENT ENCOUNTER FOR OPEN FRACTURE TYPE I OR II WITH DELAYED HEALING	S82841H
DX_FRACTURE	FRACTURES	DX10	S82.841J	DISPLACED BIMALLEOLAR FRACTURE OF RIGHT LOWER LEG, SUBSEQUENT ENCOUNTER FOR OPEN FRACTURE TYPE IIIA, IIIB, OR IIC WITH DELAYED HEALING	S82841J
DX_FRACTURE	FRACTURES	DX10	S82.841K	DISPLACED BIMALLEOLAR FRACTURE OF RIGHT LOWER LEG, SUBSEQUENT ENCOUNTER FOR CLOSED FRACTURE WITH NONUNION	S82841K
DX_FRACTURE	FRACTURES	DX10	S82.841M	DISPLACED BIMALLEOLAR FRACTURE OF RIGHT LOWER LEG, SUBSEQUENT ENCOUNTER FOR OPEN FRACTURE TYPE I OR II WITH NONUNION	S82841M
DX_FRACTURE	FRACTURES	DX10	S82.841N	DISPLACED BIMALLEOLAR FRACTURE OF RIGHT LOWER LEG, SUBSEQUENT ENCOUNTER FOR OPEN FRACTURE TYPE IIIA, IIIB, OR IIC WITH NONUNION	S82841N
DX_FRACTURE	FRACTURES	DX10	S82.841P	DISPLACED BIMALLEOLAR FRACTURE OF RIGHT LOWER LEG, SUBSEQUENT ENCOUNTER FOR CLOSED FRACTURE WITH MALUNION	S82841P
DX_FRACTURE	FRACTURES	DX10	S82.841Q	DISPLACED BIMALLEOLAR FRACTURE OF RIGHT LOWER LEG, SUBSEQUENT ENCOUNTER FOR OPEN FRACTURE TYPE I OR II WITH MALUNION	S82841Q
DX_FRACTURE	FRACTURES	DX10	S82.841R	DISPLACED BIMALLEOLAR FRACTURE OF RIGHT LOWER LEG, SUBSEQUENT ENCOUNTER FOR OPEN FRACTURE TYPE IIIA, IIIB, OR IIC WITH MALUNION	S82841R
DX_FRACTURE	FRACTURES	DX10	S82.841S	DISPLACED BIMALLEOLAR FRACTURE OF RIGHT LOWER LEG, SEQUELA	S82841S
DX_FRACTURE	FRACTURES	DX10	S82.842	DISPLACED BIMALLEOLAR FRACTURE OF LEFT LOWER LEG	S82842
DX_FRACTURE	FRACTURES	DX10	S82.842A	DISPLACED BIMALLEOLAR FRACTURE OF LEFT LOWER LEG, INITIAL ENCOUNTER FOR CLOSED FRACTURE	S82842A
DX_FRACTURE	FRACTURES	DX10	S82.842B	DISPLACED BIMALLEOLAR FRACTURE OF LEFT LOWER LEG, INITIAL ENCOUNTER FOR OPEN FRACTURE TYPE I OR II	S82842B
DX_FRACTURE	FRACTURES	DX10	S82.842C	DISPLACED BIMALLEOLAR FRACTURE OF LEFT LOWER LEG, INITIAL ENCOUNTER FOR OPEN FRACTURE TYPE IIIA, IIIB, OR IIC	S82842C
DX_FRACTURE	FRACTURES	DX10	S82.842D	DISPLACED BIMALLEOLAR FRACTURE OF LEFT LOWER LEG, SUBSEQUENT ENCOUNTER FOR CLOSED FRACTURE WITH ROUTINE HEALING	S82842D
DX_FRACTURE	FRACTURES	DX10	S82.842E	DISPLACED BIMALLEOLAR FRACTURE OF LEFT LOWER LEG, SUBSEQUENT ENCOUNTER FOR OPEN FRACTURE TYPE I OR II WITH ROUTINE HEALING	S82842E
DX_FRACTURE	FRACTURES	DX10	S82.842F	DISPLACED BIMALLEOLAR FRACTURE OF LEFT LOWER LEG, SUBSEQUENT ENCOUNTER FOR OPEN FRACTURE TYPE IIIA, IIIB, OR IIC WITH ROUTINE HEALING	S82842F
DX_FRACTURE	FRACTURES	DX10	S82.842G	DISPLACED BIMALLEOLAR FRACTURE OF LEFT LOWER LEG, SUBSEQUENT ENCOUNTER FOR CLOSED FRACTURE WITH DELAYED HEALING	S82842G
DX_FRACTURE	FRACTURES	DX10	S82.842H	DISPLACED BIMALLEOLAR FRACTURE OF LEFT LOWER LEG, SUBSEQUENT ENCOUNTER FOR OPEN FRACTURE TYPE I OR II WITH DELAYED HEALING	S82842H
DX_FRACTURE	FRACTURES	DX10	S82.842J	DISPLACED BIMALLEOLAR FRACTURE OF LEFT LOWER LEG, SUBSEQUENT ENCOUNTER FOR OPEN FRACTURE TYPE IIIA, IIIB, OR IIC WITH DELAYED HEALING	S82842J
DX_FRACTURE	FRACTURES	DX10	S82.842K	DISPLACED BIMALLEOLAR FRACTURE OF LEFT LOWER LEG, SUBSEQUENT ENCOUNTER FOR CLOSED FRACTURE WITH NONUNION	S82842K
DX_FRACTURE	FRACTURES	DX10	S82.842M	DISPLACED BIMALLEOLAR FRACTURE OF LEFT LOWER LEG, SUBSEQUENT ENCOUNTER FOR OPEN FRACTURE TYPE I OR II WITH NONUNION	S82842M
DX_FRACTURE	FRACTURES	DX10	S82.842N	DISPLACED BIMALLEOLAR FRACTURE OF LEFT LOWER LEG, SUBSEQUENT ENCOUNTER FOR OPEN FRACTURE TYPE IIIA, IIIB, OR IIC WITH NONUNION	S82842N
DX_FRACTURE	FRACTURES	DX10	S82.842P	DISPLACED BIMALLEOLAR FRACTURE OF LEFT LOWER LEG, SUBSEQUENT ENCOUNTER FOR CLOSED FRACTURE WITH MALUNION	S82842P
DX_FRACTURE	FRACTURES	DX10	S82.842Q	DISPLACED BIMALLEOLAR FRACTURE OF LEFT LOWER LEG, SUBSEQUENT ENCOUNTER FOR OPEN FRACTURE TYPE I OR II WITH MALUNION	S82842Q
DX_FRACTURE	FRACTURES	DX10	S82.842R	DISPLACED BIMALLEOLAR FRACTURE OF LEFT LOWER LEG, SUBSEQUENT ENCOUNTER FOR OPEN FRACTURE TYPE IIIA, IIIB, OR IIC WITH MALUNION	S82842R
DX_FRACTURE	FRACTURES	DX10	S82.842S	DISPLACED BIMALLEOLAR FRACTURE OF LEFT LOWER LEG, SEQUELA	S82842S
DX_FRACTURE	FRACTURES	DX10	S82.843	DISPLACED BIMALLEOLAR FRACTURE OF UNSPECIFIED LOWER LEG	S82843
DX_FRACTURE	FRACTURES	DX10	S82.843A	DISPLACED BIMALLEOLAR FRACTURE OF UNSPECIFIED LOWER LEG, INITIAL ENCOUNTER FOR CLOSED FRACTURE	S82843A
DX_FRACTURE	FRACTURES	DX10	S82.843B	DISPLACED BIMALLEOLAR FRACTURE OF UNSPECIFIED LOWER LEG, INITIAL ENCOUNTER FOR OPEN FRACTURE TYPE I OR II	S82843B
DX_FRACTURE	FRACTURES	DX10	S82.843C	DISPLACED BIMALLEOLAR FRACTURE OF UNSPECIFIED LOWER LEG, INITIAL ENCOUNTER FOR OPEN FRACTURE TYPE IIIA, IIIB, OR IIC	S82843C
DX_FRACTURE	FRACTURES	DX10	S82.843D	DISPLACED BIMALLEOLAR FRACTURE OF UNSPECIFIED LOWER LEG, SUBSEQUENT ENCOUNTER FOR CLOSED FRACTURE WITH ROUTINE HEALING	S82843D
DX_FRACTURE	FRACTURES	DX10	S82.843E	DISPLACED BIMALLEOLAR FRACTURE OF UNSPECIFIED LOWER LEG, SUBSEQUENT ENCOUNTER FOR OPEN FRACTURE TYPE I OR II WITH ROUTINE HEALING	S82843E
DX_FRACTURE	FRACTURES	DX10	S82.843F	DISPLACED BIMALLEOLAR FRACTURE OF UNSPECIFIED LOWER LEG, SUBSEQUENT ENCOUNTER FOR OPEN FRACTURE TYPE IIIA, IIIB, OR IIC WITH ROUTINE HEALING	S82843F
DX_FRACTURE	FRACTURES	DX10	S82.843G	DISPLACED BIMALLEOLAR FRACTURE OF UNSPECIFIED LOWER LEG, SUBSEQUENT ENCOUNTER FOR CLOSED FRACTURE WITH DELAYED HEALING	S82843G
DX_FRACTURE	FRACTURES	DX10	S82.843H	DISPLACED BIMALLEOLAR FRACTURE OF UNSPECIFIED LOWER LEG, SUBSEQUENT ENCOUNTER FOR OPEN FRACTURE TYPE I OR II WITH DELAYED HEALING	S82843H
DX_FRACTURE	FRACTURES	DX10	S82.843J	DISPLACED BIMALLEOLAR FRACTURE OF UNSPECIFIED LOWER LEG, SUBSEQUENT ENCOUNTER FOR OPEN FRACTURE TYPE IIIA, IIIB, OR IIC WITH DELAYED HEALING	S82843J

Boehringer Ingelheim
Statistical and Epidemiological Analysis Plan (SEAP) for Non-Interventional Study
(NIS)
BI Study Number 1245-0228

Proprietary confidential information © 2023 Boehringer Ingelheim International GmbH or one or more of its affiliated companies

DX_FRACTURE	FRACTURES	DX10	S82.843K	DISPLACED BIMALLEOLAR FRACTURE OF UNSPECIFIED LOWER LEG, SUBSEQUENT ENCOUNTER FOR CLOSED FRACTURE WITH NONUNION	S82843K
DX_FRACTURE	FRACTURES	DX10	S82.843M	DISPLACED BIMALLEOLAR FRACTURE OF UNSPECIFIED LOWER LEG, SUBSEQUENT ENCOUNTER FOR OPEN FRACTURE TYPE I OR II WITH NONUNION	S82843M
DX_FRACTURE	FRACTURES	DX10	S82.843N	DISPLACED BIMALLEOLAR FRACTURE OF UNSPECIFIED LOWER LEG, SUBSEQUENT ENCOUNTER FOR OPEN FRACTURE TYPE IIIA, IIIB, OR IIIC WITH NONUNION	S82843N
DX_FRACTURE	FRACTURES	DX10	S82.843P	DISPLACED BIMALLEOLAR FRACTURE OF UNSPECIFIED LOWER LEG, SUBSEQUENT ENCOUNTER FOR CLOSED FRACTURE WITH MALUNION	S82843P
DX_FRACTURE	FRACTURES	DX10	S82.843Q	DISPLACED BIMALLEOLAR FRACTURE OF UNSPECIFIED LOWER LEG, SUBSEQUENT ENCOUNTER FOR OPEN FRACTURE TYPE I OR II WITH MALUNION	S82843Q
DX_FRACTURE	FRACTURES	DX10	S82.843R	DISPLACED BIMALLEOLAR FRACTURE OF UNSPECIFIED LOWER LEG, SUBSEQUENT ENCOUNTER FOR OPEN FRACTURE TYPE IIIA, IIIB, OR IIIC WITH MALUNION	S82843R
DX_FRACTURE	FRACTURES	DX10	S82.843S	DISPLACED BIMALLEOLAR FRACTURE OF UNSPECIFIED LOWER LEG, SEQUELA	S82843S
DX_FRACTURE	FRACTURES	DX10	S82.844	NONDISPLACED BIMALLEOLAR FRACTURE OF RIGHT LOWER LEG	S82844
DX_FRACTURE	FRACTURES	DX10	S82.844A	NONDISPLACED BIMALLEOLAR FRACTURE OF RIGHT LOWER LEG, INITIAL ENCOUNTER FOR CLOSED FRACTURE	S82844A
DX_FRACTURE	FRACTURES	DX10	S82.844B	NONDISPLACED BIMALLEOLAR FRACTURE OF RIGHT LOWER LEG, INITIAL ENCOUNTER FOR OPEN FRACTURE TYPE I OR II	S82844B
DX_FRACTURE	FRACTURES	DX10	S82.844C	NONDISPLACED BIMALLEOLAR FRACTURE OF RIGHT LOWER LEG, INITIAL ENCOUNTER FOR OPEN FRACTURE TYPE IIIA, IIIB, OR IIIC	S82844C
DX_FRACTURE	FRACTURES	DX10	S82.844D	NONDISPLACED BIMALLEOLAR FRACTURE OF RIGHT LOWER LEG, SUBSEQUENT ENCOUNTER FOR CLOSED FRACTURE WITH ROUTINE HEALING	S82844D
DX_FRACTURE	FRACTURES	DX10	S82.844E	NONDISPLACED BIMALLEOLAR FRACTURE OF RIGHT LOWER LEG, SUBSEQUENT ENCOUNTER FOR OPEN FRACTURE TYPE I OR II WITH ROUTINE HEALING	S82844E
DX_FRACTURE	FRACTURES	DX10	S82.844F	NONDISPLACED BIMALLEOLAR FRACTURE OF RIGHT LOWER LEG, SUBSEQUENT ENCOUNTER FOR OPEN FRACTURE TYPE IIIA, IIIB, OR IIIC WITH ROUTINE HEALING	S82844F
DX_FRACTURE	FRACTURES	DX10	S82.844G	NONDISPLACED BIMALLEOLAR FRACTURE OF RIGHT LOWER LEG, SUBSEQUENT ENCOUNTER FOR CLOSED FRACTURE WITH DELAYED HEALING	S82844G
DX_FRACTURE	FRACTURES	DX10	S82.844H	NONDISPLACED BIMALLEOLAR FRACTURE OF RIGHT LOWER LEG, SUBSEQUENT ENCOUNTER FOR OPEN FRACTURE TYPE I OR II WITH DELAYED HEALING	S82844H
DX_FRACTURE	FRACTURES	DX10	S82.844J	NONDISPLACED BIMALLEOLAR FRACTURE OF RIGHT LOWER LEG, SUBSEQUENT ENCOUNTER FOR OPEN FRACTURE TYPE IIIA, IIIB, OR IIIC WITH DELAYED HEALING	S82844J
DX_FRACTURE	FRACTURES	DX10	S82.844K	NONDISPLACED BIMALLEOLAR FRACTURE OF RIGHT LOWER LEG, SUBSEQUENT ENCOUNTER FOR CLOSED FRACTURE WITH NONUNION	S82844K
DX_FRACTURE	FRACTURES	DX10	S82.844M	NONDISPLACED BIMALLEOLAR FRACTURE OF RIGHT LOWER LEG, SUBSEQUENT ENCOUNTER FOR OPEN FRACTURE TYPE I OR II WITH NONUNION	S82844M
DX_FRACTURE	FRACTURES	DX10	S82.844N	NONDISPLACED BIMALLEOLAR FRACTURE OF RIGHT LOWER LEG, SUBSEQUENT ENCOUNTER FOR OPEN FRACTURE TYPE IIIA, IIIB, OR IIIC WITH NONUNION	S82844N
DX_FRACTURE	FRACTURES	DX10	S82.844P	NONDISPLACED BIMALLEOLAR FRACTURE OF RIGHT LOWER LEG, SUBSEQUENT ENCOUNTER FOR CLOSED FRACTURE WITH MALUNION	S82844P
DX_FRACTURE	FRACTURES	DX10	S82.844Q	NONDISPLACED BIMALLEOLAR FRACTURE OF RIGHT LOWER LEG, SUBSEQUENT ENCOUNTER FOR OPEN FRACTURE TYPE I OR II WITH MALUNION	S82844Q
DX_FRACTURE	FRACTURES	DX10	S82.844R	NONDISPLACED BIMALLEOLAR FRACTURE OF RIGHT LOWER LEG, SUBSEQUENT ENCOUNTER FOR OPEN FRACTURE TYPE IIIA, IIIB, OR IIIC WITH MALUNION	S82844R
DX_FRACTURE	FRACTURES	DX10	S82.844S	NONDISPLACED BIMALLEOLAR FRACTURE OF RIGHT LOWER LEG, SEQUELA	S82844S
DX_FRACTURE	FRACTURES	DX10	S82.845	NONDISPLACED BIMALLEOLAR FRACTURE OF LEFT LOWER LEG	S82845
DX_FRACTURE	FRACTURES	DX10	S82.845A	NONDISPLACED BIMALLEOLAR FRACTURE OF LEFT LOWER LEG, INITIAL ENCOUNTER FOR CLOSED FRACTURE	S82845A
DX_FRACTURE	FRACTURES	DX10	S82.845B	NONDISPLACED BIMALLEOLAR FRACTURE OF LEFT LOWER LEG, INITIAL ENCOUNTER FOR OPEN FRACTURE TYPE I OR II	S82845B
DX_FRACTURE	FRACTURES	DX10	S82.845C	NONDISPLACED BIMALLEOLAR FRACTURE OF LEFT LOWER LEG, INITIAL ENCOUNTER FOR OPEN FRACTURE TYPE IIIA, IIIB, OR IIIC	S82845C
DX_FRACTURE	FRACTURES	DX10	S82.845D	NONDISPLACED BIMALLEOLAR FRACTURE OF LEFT LOWER LEG, SUBSEQUENT ENCOUNTER FOR CLOSED FRACTURE WITH ROUTINE HEALING	S82845D
DX_FRACTURE	FRACTURES	DX10	S82.845E	NONDISPLACED BIMALLEOLAR FRACTURE OF LEFT LOWER LEG, SUBSEQUENT ENCOUNTER FOR OPEN FRACTURE TYPE I OR II WITH ROUTINE HEALING	S82845E
DX_FRACTURE	FRACTURES	DX10	S82.845F	NONDISPLACED BIMALLEOLAR FRACTURE OF LEFT LOWER LEG, SUBSEQUENT ENCOUNTER FOR OPEN FRACTURE TYPE IIIA, IIIB, OR IIIC WITH ROUTINE HEALING	S82845F
DX_FRACTURE	FRACTURES	DX10	S82.845G	NONDISPLACED BIMALLEOLAR FRACTURE OF LEFT LOWER LEG, SUBSEQUENT ENCOUNTER FOR CLOSED FRACTURE WITH DELAYED HEALING	S82845G
DX_FRACTURE	FRACTURES	DX10	S82.845H	NONDISPLACED BIMALLEOLAR FRACTURE OF LEFT LOWER LEG, SUBSEQUENT ENCOUNTER FOR OPEN FRACTURE TYPE I OR II WITH DELAYED HEALING	S82845H
DX_FRACTURE	FRACTURES	DX10	S82.845J	NONDISPLACED BIMALLEOLAR FRACTURE OF LEFT LOWER LEG, SUBSEQUENT ENCOUNTER FOR OPEN FRACTURE TYPE IIIA, IIIB, OR IIIC WITH DELAYED HEALING	S82845J
DX_FRACTURE	FRACTURES	DX10	S82.845K	NONDISPLACED BIMALLEOLAR FRACTURE OF LEFT LOWER LEG, SUBSEQUENT ENCOUNTER FOR CLOSED FRACTURE WITH NONUNION	S82845K
DX_FRACTURE	FRACTURES	DX10	S82.845M	NONDISPLACED BIMALLEOLAR FRACTURE OF LEFT LOWER LEG, SUBSEQUENT ENCOUNTER FOR OPEN FRACTURE TYPE I OR II WITH NONUNION	S82845M
DX_FRACTURE	FRACTURES	DX10	S82.845N	NONDISPLACED BIMALLEOLAR FRACTURE OF LEFT LOWER LEG, SUBSEQUENT ENCOUNTER FOR OPEN FRACTURE TYPE IIIA, IIIB, OR IIIC WITH NONUNION	S82845N
DX_FRACTURE	FRACTURES	DX10	S82.845P	NONDISPLACED BIMALLEOLAR FRACTURE OF LEFT LOWER LEG, SUBSEQUENT ENCOUNTER FOR CLOSED FRACTURE WITH MALUNION	S82845P
DX_FRACTURE	FRACTURES	DX10	S82.845Q	NONDISPLACED BIMALLEOLAR FRACTURE OF LEFT LOWER LEG, SUBSEQUENT ENCOUNTER FOR OPEN FRACTURE TYPE I OR II WITH MALUNION	S82845Q
DX_FRACTURE	FRACTURES	DX10	S82.845R	NONDISPLACED BIMALLEOLAR FRACTURE OF LEFT LOWER LEG, SUBSEQUENT ENCOUNTER FOR OPEN FRACTURE TYPE IIIA, IIIB, OR IIIC WITH MALUNION	S82845R
DX_FRACTURE	FRACTURES	DX10	S82.845S	NONDISPLACED BIMALLEOLAR FRACTURE OF LEFT LOWER LEG, SEQUELA	S82845S
DX_FRACTURE	FRACTURES	DX10	S82.846	NONDISPLACED BIMALLEOLAR FRACTURE OF UNSPECIFIED LOWER LEG	S82846
DX_FRACTURE	FRACTURES	DX10	S82.846A	NONDISPLACED BIMALLEOLAR FRACTURE OF UNSPECIFIED LOWER LEG, INITIAL ENCOUNTER FOR CLOSED FRACTURE	S82846A
DX_FRACTURE	FRACTURES	DX10	S82.846B	NONDISPLACED BIMALLEOLAR FRACTURE OF UNSPECIFIED LOWER LEG, INITIAL ENCOUNTER FOR OPEN FRACTURE TYPE I OR II	S82846B
DX_FRACTURE	FRACTURES	DX10	S82.846C	NONDISPLACED BIMALLEOLAR FRACTURE OF UNSPECIFIED LOWER LEG, INITIAL ENCOUNTER FOR OPEN FRACTURE TYPE IIIA, IIIB, OR IIIC	S82846C
DX_FRACTURE	FRACTURES	DX10	S82.846D	NONDISPLACED BIMALLEOLAR FRACTURE OF UNSPECIFIED LOWER LEG, SUBSEQUENT ENCOUNTER FOR CLOSED FRACTURE WITH ROUTINE HEALING	S82846D
DX_FRACTURE	FRACTURES	DX10	S82.846E	NONDISPLACED BIMALLEOLAR FRACTURE OF UNSPECIFIED LOWER LEG, SUBSEQUENT ENCOUNTER FOR OPEN FRACTURE TYPE I OR II WITH ROUTINE HEALING	S82846E
DX_FRACTURE	FRACTURES	DX10	S82.846F	NONDISPLACED BIMALLEOLAR FRACTURE OF UNSPECIFIED LOWER LEG, SUBSEQUENT ENCOUNTER FOR OPEN FRACTURE TYPE IIIA, IIIB, OR IIIC WITH ROUTINE HEALING	S82846F
DX_FRACTURE	FRACTURES	DX10	S82.846G	NONDISPLACED BIMALLEOLAR FRACTURE OF UNSPECIFIED LOWER LEG, SUBSEQUENT ENCOUNTER FOR CLOSED FRACTURE WITH DELAYED HEALING	S82846G
DX_FRACTURE	FRACTURES	DX10	S82.846H	NONDISPLACED BIMALLEOLAR FRACTURE OF UNSPECIFIED LOWER LEG, SUBSEQUENT ENCOUNTER FOR OPEN FRACTURE TYPE I OR II WITH DELAYED HEALING	S82846H
DX_FRACTURE	FRACTURES	DX10	S82.846J	NONDISPLACED BIMALLEOLAR FRACTURE OF UNSPECIFIED LOWER LEG, SUBSEQUENT ENCOUNTER FOR OPEN FRACTURE TYPE IIIA, IIIB, OR IIIC WITH DELAYED HEALING	S82846J

Boehringer Ingelheim
Statistical and Epidemiological Analysis Plan (SEAP) for Non-Interventional Study
(NIS)
BI Study Number 1245-0228

Proprietary confidential information © 2023 Boehringer Ingelheim International GmbH or one or more of its affiliated companies

DX_FRACTURE	FRACTURES	DX10	S82.846K	NONDISPLACED BIMALLEOLAR FRACTURE OF UNSPECIFIED LOWER LEG, SUBSEQUENT ENCOUNTER FOR CLOSED FRACTURE WITH NONUNION	S82846K
DX_FRACTURE	FRACTURES	DX10	S82.846M	NONDISPLACED BIMALLEOLAR FRACTURE OF UNSPECIFIED LOWER LEG, SUBSEQUENT ENCOUNTER FOR OPEN FRACTURE TYPE I OR II WITH NONUNION	S82846M
DX_FRACTURE	FRACTURES	DX10	S82.846N	NONDISPLACED BIMALLEOLAR FRACTURE OF UNSPECIFIED LOWER LEG, SUBSEQUENT ENCOUNTER FOR OPEN FRACTURE TYPE IIIA, IIIB, OR IIIC WITH NONUNION	S82846N
DX_FRACTURE	FRACTURES	DX10	S82.846P	NONDISPLACED BIMALLEOLAR FRACTURE OF UNSPECIFIED LOWER LEG, SUBSEQUENT ENCOUNTER FOR CLOSED FRACTURE WITH MALUNION	S82846P
DX_FRACTURE	FRACTURES	DX10	S82.846Q	NONDISPLACED BIMALLEOLAR FRACTURE OF UNSPECIFIED LOWER LEG, SUBSEQUENT ENCOUNTER FOR OPEN FRACTURE TYPE I OR II WITH MALUNION	S82846Q
DX_FRACTURE	FRACTURES	DX10	S82.846R	NONDISPLACED BIMALLEOLAR FRACTURE OF UNSPECIFIED LOWER LEG, SUBSEQUENT ENCOUNTER FOR OPEN FRACTURE TYPE IIIA, IIIB, OR IIIC WITH MALUNION	S82846R
DX_FRACTURE	FRACTURES	DX10	S82.846S	NONDISPLACED BIMALLEOLAR FRACTURE OF UNSPECIFIED LOWER LEG, SEQUELA	S82846S
DX_FRACTURE	FRACTURES	DX10	S82.85	TRIMALLEOLAR FRACTURE OF LOWER LEG	S8285
DX_FRACTURE	FRACTURES	DX10	S82.851	DISPLACED TRIMALLEOLAR FRACTURE OF RIGHT LOWER LEG	S82851
DX_FRACTURE	FRACTURES	DX10	S82.851A	DISPLACED TRIMALLEOLAR FRACTURE OF RIGHT LOWER LEG, INITIAL ENCOUNTER FOR CLOSED FRACTURE	S82851A
DX_FRACTURE	FRACTURES	DX10	S82.851B	DISPLACED TRIMALLEOLAR FRACTURE OF RIGHT LOWER LEG, INITIAL ENCOUNTER FOR OPEN FRACTURE TYPE I OR II	S82851B
DX_FRACTURE	FRACTURES	DX10	S82.851C	DISPLACED TRIMALLEOLAR FRACTURE OF RIGHT LOWER LEG, INITIAL ENCOUNTER FOR OPEN FRACTURE TYPE IIIA, IIIB, OR IIIC	S82851C
DX_FRACTURE	FRACTURES	DX10	S82.851D	DISPLACED TRIMALLEOLAR FRACTURE OF RIGHT LOWER LEG, SUBSEQUENT ENCOUNTER FOR CLOSED FRACTURE WITH ROUTINE HEALING	S82851D
DX_FRACTURE	FRACTURES	DX10	S82.851E	DISPLACED TRIMALLEOLAR FRACTURE OF RIGHT LOWER LEG, SUBSEQUENT ENCOUNTER FOR OPEN FRACTURE TYPE I OR II WITH ROUTINE HEALING	S82851E
DX_FRACTURE	FRACTURES	DX10	S82.851F	DISPLACED TRIMALLEOLAR FRACTURE OF RIGHT LOWER LEG, SUBSEQUENT ENCOUNTER FOR OPEN FRACTURE TYPE IIIA, IIIB, OR IIIC WITH ROUTINE HEALING	S82851F
DX_FRACTURE	FRACTURES	DX10	S82.851G	DISPLACED TRIMALLEOLAR FRACTURE OF RIGHT LOWER LEG, SUBSEQUENT ENCOUNTER FOR CLOSED FRACTURE WITH DELAYED HEALING	S82851G
DX_FRACTURE	FRACTURES	DX10	S82.851H	DISPLACED TRIMALLEOLAR FRACTURE OF RIGHT LOWER LEG, SUBSEQUENT ENCOUNTER FOR OPEN FRACTURE TYPE I OR II WITH DELAYED HEALING	S82851H
DX_FRACTURE	FRACTURES	DX10	S82.851J	DISPLACED TRIMALLEOLAR FRACTURE OF RIGHT LOWER LEG, SUBSEQUENT ENCOUNTER FOR OPEN FRACTURE TYPE IIIA, IIIB, OR IIIC WITH DELAYED HEALING	S82851J
DX_FRACTURE	FRACTURES	DX10	S82.851K	DISPLACED TRIMALLEOLAR FRACTURE OF RIGHT LOWER LEG, SUBSEQUENT ENCOUNTER FOR CLOSED FRACTURE WITH NONUNION	S82851K
DX_FRACTURE	FRACTURES	DX10	S82.851M	DISPLACED TRIMALLEOLAR FRACTURE OF RIGHT LOWER LEG, SUBSEQUENT ENCOUNTER FOR OPEN FRACTURE TYPE I OR II WITH NONUNION	S82851M
DX_FRACTURE	FRACTURES	DX10	S82.851N	DISPLACED TRIMALLEOLAR FRACTURE OF RIGHT LOWER LEG, SUBSEQUENT ENCOUNTER FOR OPEN FRACTURE TYPE IIIA, IIIB, OR IIIC WITH NONUNION	S82851N
DX_FRACTURE	FRACTURES	DX10	S82.851P	DISPLACED TRIMALLEOLAR FRACTURE OF RIGHT LOWER LEG, SUBSEQUENT ENCOUNTER FOR CLOSED FRACTURE WITH MALUNION	S82851P
DX_FRACTURE	FRACTURES	DX10	S82.851Q	DISPLACED TRIMALLEOLAR FRACTURE OF RIGHT LOWER LEG, SUBSEQUENT ENCOUNTER FOR OPEN FRACTURE TYPE I OR II WITH MALUNION	S82851Q
DX_FRACTURE	FRACTURES	DX10	S82.851R	DISPLACED TRIMALLEOLAR FRACTURE OF RIGHT LOWER LEG, SUBSEQUENT ENCOUNTER FOR OPEN FRACTURE TYPE IIIA, IIIB, OR IIIC WITH MALUNION	S82851R
DX_FRACTURE	FRACTURES	DX10	S82.851S	DISPLACED TRIMALLEOLAR FRACTURE OF RIGHT LOWER LEG, SEQUELA	S82851S
DX_FRACTURE	FRACTURES	DX10	S82.852	DISPLACED TRIMALLEOLAR FRACTURE OF LEFT LOWER LEG	S82852
DX_FRACTURE	FRACTURES	DX10	S82.852A	DISPLACED TRIMALLEOLAR FRACTURE OF LEFT LOWER LEG, INITIAL ENCOUNTER FOR CLOSED FRACTURE	S82852A
DX_FRACTURE	FRACTURES	DX10	S82.852B	DISPLACED TRIMALLEOLAR FRACTURE OF LEFT LOWER LEG, INITIAL ENCOUNTER FOR OPEN FRACTURE TYPE I OR II	S82852B
DX_FRACTURE	FRACTURES	DX10	S82.852C	DISPLACED TRIMALLEOLAR FRACTURE OF LEFT LOWER LEG, INITIAL ENCOUNTER FOR OPEN FRACTURE TYPE IIIA, IIIB, OR IIIC	S82852C
DX_FRACTURE	FRACTURES	DX10	S82.852D	DISPLACED TRIMALLEOLAR FRACTURE OF LEFT LOWER LEG, SUBSEQUENT ENCOUNTER FOR CLOSED FRACTURE WITH ROUTINE HEALING	S82852D
DX_FRACTURE	FRACTURES	DX10	S82.852E	DISPLACED TRIMALLEOLAR FRACTURE OF LEFT LOWER LEG, SUBSEQUENT ENCOUNTER FOR OPEN FRACTURE TYPE I OR II WITH ROUTINE HEALING	S82852E
DX_FRACTURE	FRACTURES	DX10	S82.852F	DISPLACED TRIMALLEOLAR FRACTURE OF LEFT LOWER LEG, SUBSEQUENT ENCOUNTER FOR OPEN FRACTURE TYPE IIIA, IIIB, OR IIIC WITH ROUTINE HEALING	S82852F
DX_FRACTURE	FRACTURES	DX10	S82.852G	DISPLACED TRIMALLEOLAR FRACTURE OF LEFT LOWER LEG, SUBSEQUENT ENCOUNTER FOR CLOSED FRACTURE WITH DELAYED HEALING	S82852G
DX_FRACTURE	FRACTURES	DX10	S82.852H	DISPLACED TRIMALLEOLAR FRACTURE OF LEFT LOWER LEG, SUBSEQUENT ENCOUNTER FOR OPEN FRACTURE TYPE I OR II WITH DELAYED HEALING	S82852H
DX_FRACTURE	FRACTURES	DX10	S82.852J	DISPLACED TRIMALLEOLAR FRACTURE OF LEFT LOWER LEG, SUBSEQUENT ENCOUNTER FOR OPEN FRACTURE TYPE IIIA, IIIB, OR IIIC WITH DELAYED HEALING	S82852J
DX_FRACTURE	FRACTURES	DX10	S82.852K	DISPLACED TRIMALLEOLAR FRACTURE OF LEFT LOWER LEG, SUBSEQUENT ENCOUNTER FOR CLOSED FRACTURE WITH NONUNION	S82852K
DX_FRACTURE	FRACTURES	DX10	S82.852M	DISPLACED TRIMALLEOLAR FRACTURE OF LEFT LOWER LEG, SUBSEQUENT ENCOUNTER FOR OPEN FRACTURE TYPE I OR II WITH NONUNION	S82852M
DX_FRACTURE	FRACTURES	DX10	S82.852N	DISPLACED TRIMALLEOLAR FRACTURE OF LEFT LOWER LEG, SUBSEQUENT ENCOUNTER FOR OPEN FRACTURE TYPE IIIA, IIIB, OR IIIC WITH NONUNION	S82852N
DX_FRACTURE	FRACTURES	DX10	S82.852P	DISPLACED TRIMALLEOLAR FRACTURE OF LEFT LOWER LEG, SUBSEQUENT ENCOUNTER FOR CLOSED FRACTURE WITH MALUNION	S82852P
DX_FRACTURE	FRACTURES	DX10	S82.852Q	DISPLACED TRIMALLEOLAR FRACTURE OF LEFT LOWER LEG, SUBSEQUENT ENCOUNTER FOR OPEN FRACTURE TYPE I OR II WITH MALUNION	S82852Q
DX_FRACTURE	FRACTURES	DX10	S82.852R	DISPLACED TRIMALLEOLAR FRACTURE OF LEFT LOWER LEG, SUBSEQUENT ENCOUNTER FOR OPEN FRACTURE TYPE IIIA, IIIB, OR IIIC WITH MALUNION	S82852R
DX_FRACTURE	FRACTURES	DX10	S82.852S	DISPLACED TRIMALLEOLAR FRACTURE OF LEFT LOWER LEG, SEQUELA	S82852S
DX_FRACTURE	FRACTURES	DX10	S82.853	DISPLACED TRIMALLEOLAR FRACTURE OF UNSPECIFIED LOWER LEG	S82853
DX_FRACTURE	FRACTURES	DX10	S82.853A	DISPLACED TRIMALLEOLAR FRACTURE OF UNSPECIFIED LOWER LEG, INITIAL ENCOUNTER FOR CLOSED FRACTURE	S82853A
DX_FRACTURE	FRACTURES	DX10	S82.853B	DISPLACED TRIMALLEOLAR FRACTURE OF UNSPECIFIED LOWER LEG, INITIAL ENCOUNTER FOR OPEN FRACTURE TYPE I OR II	S82853B
DX_FRACTURE	FRACTURES	DX10	S82.853C	DISPLACED TRIMALLEOLAR FRACTURE OF UNSPECIFIED LOWER LEG, INITIAL ENCOUNTER FOR OPEN FRACTURE TYPE IIIA, IIIB, OR IIIC	S82853C
DX_FRACTURE	FRACTURES	DX10	S82.853D	DISPLACED TRIMALLEOLAR FRACTURE OF UNSPECIFIED LOWER LEG, SUBSEQUENT ENCOUNTER FOR CLOSED FRACTURE WITH ROUTINE HEALING	S82853D
DX_FRACTURE	FRACTURES	DX10	S82.853E	DISPLACED TRIMALLEOLAR FRACTURE OF UNSPECIFIED LOWER LEG, SUBSEQUENT ENCOUNTER FOR OPEN FRACTURE TYPE I OR II WITH ROUTINE HEALING	S82853E
DX_FRACTURE	FRACTURES	DX10	S82.853F	DISPLACED TRIMALLEOLAR FRACTURE OF UNSPECIFIED LOWER LEG, SUBSEQUENT ENCOUNTER FOR OPEN FRACTURE TYPE IIIA, IIIB, OR IIIC WITH ROUTINE HEALING	S82853F
DX_FRACTURE	FRACTURES	DX10	S82.853G	DISPLACED TRIMALLEOLAR FRACTURE OF UNSPECIFIED LOWER LEG, SUBSEQUENT ENCOUNTER FOR CLOSED FRACTURE WITH DELAYED HEALING	S82853G
DX_FRACTURE	FRACTURES	DX10	S82.853H	DISPLACED TRIMALLEOLAR FRACTURE OF UNSPECIFIED LOWER LEG, SUBSEQUENT ENCOUNTER FOR OPEN FRACTURE TYPE I OR II WITH DELAYED HEALING	S82853H
DX_FRACTURE	FRACTURES	DX10	S82.853J	DISPLACED TRIMALLEOLAR FRACTURE OF UNSPECIFIED LOWER LEG, SUBSEQUENT ENCOUNTER FOR OPEN FRACTURE TYPE IIIA, IIIB, OR IIIC WITH DELAYED HEALING	S82853J

Boehringer Ingelheim
Statistical and Epidemiological Analysis Plan (SEAP) for Non-Interventional Study
(NIS)
BI Study Number 1245-0228

Proprietary confidential information © 2023 Boehringer Ingelheim International GmbH or one or more of its affiliated companies

DX_FRACTURE	FRACTURES	DX10	S82.853K	DISPLACED TRIMALLEOLAR FRACTURE OF UNSPECIFIED LOWER LEG, SUBSEQUENT ENCOUNTER FOR CLOSED FRACTURE WITH NONUNION	S82853K
DX_FRACTURE	FRACTURES	DX10	S82.853M	DISPLACED TRIMALLEOLAR FRACTURE OF UNSPECIFIED LOWER LEG, SUBSEQUENT ENCOUNTER FOR OPEN FRACTURE TYPE I OR II WITH NONUNION	S82853M
DX_FRACTURE	FRACTURES	DX10	S82.853N	DISPLACED TRIMALLEOLAR FRACTURE OF UNSPECIFIED LOWER LEG, SUBSEQUENT ENCOUNTER FOR OPEN FRACTURE TYPE IIIA, IIIB, OR IIIC WITH NONUNION	S82853N
DX_FRACTURE	FRACTURES	DX10	S82.853P	DISPLACED TRIMALLEOLAR FRACTURE OF UNSPECIFIED LOWER LEG, SUBSEQUENT ENCOUNTER FOR CLOSED FRACTURE WITH MALUNION	S82853P
DX_FRACTURE	FRACTURES	DX10	S82.853Q	DISPLACED TRIMALLEOLAR FRACTURE OF UNSPECIFIED LOWER LEG, SUBSEQUENT ENCOUNTER FOR OPEN FRACTURE TYPE I OR II WITH MALUNION	S82853Q
DX_FRACTURE	FRACTURES	DX10	S82.853R	DISPLACED TRIMALLEOLAR FRACTURE OF UNSPECIFIED LOWER LEG, SUBSEQUENT ENCOUNTER FOR OPEN FRACTURE TYPE IIIA, IIIB, OR IIIC WITH ROUTINE HEALING	S82853R
DX_FRACTURE	FRACTURES	DX10	S82.853S	DISPLACED TRIMALLEOLAR FRACTURE OF UNSPECIFIED LOWER LEG, SEQUELA	S82853S
DX_FRACTURE	FRACTURES	DX10	S82.854	NONDISPLACED TRIMALLEOLAR FRACTURE OF RIGHT LOWER LEG	S82854
DX_FRACTURE	FRACTURES	DX10	S82.854A	NONDISPLACED TRIMALLEOLAR FRACTURE OF RIGHT LOWER LEG, INITIAL ENCOUNTER FOR CLOSED FRACTURE	S82854A
DX_FRACTURE	FRACTURES	DX10	S82.854B	NONDISPLACED TRIMALLEOLAR FRACTURE OF RIGHT LOWER LEG, INITIAL ENCOUNTER FOR OPEN FRACTURE TYPE I OR II	S82854B
DX_FRACTURE	FRACTURES	DX10	S82.854C	NONDISPLACED TRIMALLEOLAR FRACTURE OF RIGHT LOWER LEG, INITIAL ENCOUNTER FOR OPEN FRACTURE TYPE IIIA, IIIB, OR IIIC	S82854C
DX_FRACTURE	FRACTURES	DX10	S82.854D	NONDISPLACED TRIMALLEOLAR FRACTURE OF RIGHT LOWER LEG, SUBSEQUENT ENCOUNTER FOR CLOSED FRACTURE WITH ROUTINE HEALING	S82854D
DX_FRACTURE	FRACTURES	DX10	S82.854E	NONDISPLACED TRIMALLEOLAR FRACTURE OF RIGHT LOWER LEG, SUBSEQUENT ENCOUNTER FOR OPEN FRACTURE TYPE I OR II WITH ROUTINE HEALING	S82854E
DX_FRACTURE	FRACTURES	DX10	S82.854F	NONDISPLACED TRIMALLEOLAR FRACTURE OF RIGHT LOWER LEG, SUBSEQUENT ENCOUNTER FOR OPEN FRACTURE TYPE IIIA, IIIB, OR IIIC WITH ROUTINE HEALING	S82854F
DX_FRACTURE	FRACTURES	DX10	S82.854G	NONDISPLACED TRIMALLEOLAR FRACTURE OF RIGHT LOWER LEG, SUBSEQUENT ENCOUNTER FOR CLOSED FRACTURE WITH DELAYED HEALING	S82854G
DX_FRACTURE	FRACTURES	DX10	S82.854H	NONDISPLACED TRIMALLEOLAR FRACTURE OF RIGHT LOWER LEG, SUBSEQUENT ENCOUNTER FOR OPEN FRACTURE TYPE I OR II WITH DELAYED HEALING	S82854H
DX_FRACTURE	FRACTURES	DX10	S82.854J	NONDISPLACED TRIMALLEOLAR FRACTURE OF RIGHT LOWER LEG, SUBSEQUENT ENCOUNTER FOR OPEN FRACTURE TYPE IIIA, IIIB, OR IIIC WITH DELAYED HEALING	S82854J
DX_FRACTURE	FRACTURES	DX10	S82.854K	NONDISPLACED TRIMALLEOLAR FRACTURE OF RIGHT LOWER LEG, SUBSEQUENT ENCOUNTER FOR CLOSED FRACTURE WITH NONUNION	S82854K
DX_FRACTURE	FRACTURES	DX10	S82.854M	NONDISPLACED TRIMALLEOLAR FRACTURE OF RIGHT LOWER LEG, SUBSEQUENT ENCOUNTER FOR OPEN FRACTURE TYPE I OR II WITH NONUNION	S82854M
DX_FRACTURE	FRACTURES	DX10	S82.854N	NONDISPLACED TRIMALLEOLAR FRACTURE OF RIGHT LOWER LEG, SUBSEQUENT ENCOUNTER FOR OPEN FRACTURE TYPE IIIA, IIIB, OR IIIC WITH NONUNION	S82854N
DX_FRACTURE	FRACTURES	DX10	S82.854P	NONDISPLACED TRIMALLEOLAR FRACTURE OF RIGHT LOWER LEG, SUBSEQUENT ENCOUNTER FOR CLOSED FRACTURE WITH MALUNION	S82854P
DX_FRACTURE	FRACTURES	DX10	S82.854Q	NONDISPLACED TRIMALLEOLAR FRACTURE OF RIGHT LOWER LEG, SUBSEQUENT ENCOUNTER FOR OPEN FRACTURE TYPE I OR II WITH MALUNION	S82854Q
DX_FRACTURE	FRACTURES	DX10	S82.854R	NONDISPLACED TRIMALLEOLAR FRACTURE OF RIGHT LOWER LEG, SUBSEQUENT ENCOUNTER FOR OPEN FRACTURE TYPE IIIA, IIIB, OR IIIC WITH MALUNION	S82854R
DX_FRACTURE	FRACTURES	DX10	S82.854S	NONDISPLACED TRIMALLEOLAR FRACTURE OF RIGHT LOWER LEG, SEQUELA	S82854S
DX_FRACTURE	FRACTURES	DX10	S82.855	NONDISPLACED TRIMALLEOLAR FRACTURE OF LEFT LOWER LEG	S82855
DX_FRACTURE	FRACTURES	DX10	S82.855A	NONDISPLACED TRIMALLEOLAR FRACTURE OF LEFT LOWER LEG, INITIAL ENCOUNTER FOR CLOSED FRACTURE	S82855A
DX_FRACTURE	FRACTURES	DX10	S82.855B	NONDISPLACED TRIMALLEOLAR FRACTURE OF LEFT LOWER LEG, INITIAL ENCOUNTER FOR OPEN FRACTURE TYPE I OR II	S82855B
DX_FRACTURE	FRACTURES	DX10	S82.855C	NONDISPLACED TRIMALLEOLAR FRACTURE OF LEFT LOWER LEG, INITIAL ENCOUNTER FOR OPEN FRACTURE TYPE IIIA, IIIB, OR IIIC	S82855C
DX_FRACTURE	FRACTURES	DX10	S82.855D	NONDISPLACED TRIMALLEOLAR FRACTURE OF LEFT LOWER LEG, SUBSEQUENT ENCOUNTER FOR CLOSED FRACTURE WITH ROUTINE HEALING	S82855D
DX_FRACTURE	FRACTURES	DX10	S82.855E	NONDISPLACED TRIMALLEOLAR FRACTURE OF LEFT LOWER LEG, SUBSEQUENT ENCOUNTER FOR OPEN FRACTURE TYPE I OR II WITH ROUTINE HEALING	S82855E
DX_FRACTURE	FRACTURES	DX10	S82.855F	NONDISPLACED TRIMALLEOLAR FRACTURE OF LEFT LOWER LEG, SUBSEQUENT ENCOUNTER FOR OPEN FRACTURE TYPE IIIA, IIIB, OR IIIC WITH ROUTINE HEALING	S82855F
DX_FRACTURE	FRACTURES	DX10	S82.855G	NONDISPLACED TRIMALLEOLAR FRACTURE OF LEFT LOWER LEG, SUBSEQUENT ENCOUNTER FOR CLOSED FRACTURE WITH DELAYED HEALING	S82855G
DX_FRACTURE	FRACTURES	DX10	S82.855H	NONDISPLACED TRIMALLEOLAR FRACTURE OF LEFT LOWER LEG, SUBSEQUENT ENCOUNTER FOR OPEN FRACTURE TYPE I OR II WITH DELAYED HEALING	S82855H
DX_FRACTURE	FRACTURES	DX10	S82.855J	NONDISPLACED TRIMALLEOLAR FRACTURE OF LEFT LOWER LEG, SUBSEQUENT ENCOUNTER FOR OPEN FRACTURE TYPE IIIA, IIIB, OR IIIC WITH DELAYED HEALING	S82855J
DX_FRACTURE	FRACTURES	DX10	S82.855K	NONDISPLACED TRIMALLEOLAR FRACTURE OF LEFT LOWER LEG, SUBSEQUENT ENCOUNTER FOR CLOSED FRACTURE WITH NONUNION	S82855K
DX_FRACTURE	FRACTURES	DX10	S82.855M	NONDISPLACED TRIMALLEOLAR FRACTURE OF LEFT LOWER LEG, SUBSEQUENT ENCOUNTER FOR OPEN FRACTURE TYPE I OR II WITH NONUNION	S82855M
DX_FRACTURE	FRACTURES	DX10	S82.855N	NONDISPLACED TRIMALLEOLAR FRACTURE OF LEFT LOWER LEG, SUBSEQUENT ENCOUNTER FOR OPEN FRACTURE TYPE IIIA, IIIB, OR IIIC WITH NONUNION	S82855N
DX_FRACTURE	FRACTURES	DX10	S82.855P	NONDISPLACED TRIMALLEOLAR FRACTURE OF LEFT LOWER LEG, SUBSEQUENT ENCOUNTER FOR CLOSED FRACTURE WITH MALUNION	S82855P
DX_FRACTURE	FRACTURES	DX10	S82.855Q	NONDISPLACED TRIMALLEOLAR FRACTURE OF LEFT LOWER LEG, SUBSEQUENT ENCOUNTER FOR OPEN FRACTURE TYPE I OR II WITH MALUNION	S82855Q
DX_FRACTURE	FRACTURES	DX10	S82.855R	NONDISPLACED TRIMALLEOLAR FRACTURE OF LEFT LOWER LEG, SUBSEQUENT ENCOUNTER FOR OPEN FRACTURE TYPE IIIA, IIIB, OR IIIC WITH MALUNION	S82855R
DX_FRACTURE	FRACTURES	DX10	S82.855S	NONDISPLACED TRIMALLEOLAR FRACTURE OF LEFT LOWER LEG, SEQUELA	S82855S
DX_FRACTURE	FRACTURES	DX10	S82.856	NONDISPLACED TRIMALLEOLAR FRACTURE OF UNSPECIFIED LOWER LEG	S82856
DX_FRACTURE	FRACTURES	DX10	S82.856A	NONDISPLACED TRIMALLEOLAR FRACTURE OF UNSPECIFIED LOWER LEG, INITIAL ENCOUNTER FOR CLOSED FRACTURE	S82856A
DX_FRACTURE	FRACTURES	DX10	S82.856B	NONDISPLACED TRIMALLEOLAR FRACTURE OF UNSPECIFIED LOWER LEG, INITIAL ENCOUNTER FOR OPEN FRACTURE TYPE I OR II	S82856B
DX_FRACTURE	FRACTURES	DX10	S82.856C	NONDISPLACED TRIMALLEOLAR FRACTURE OF UNSPECIFIED LOWER LEG, INITIAL ENCOUNTER FOR OPEN FRACTURE TYPE IIIA, IIIB, OR IIIC	S82856C
DX_FRACTURE	FRACTURES	DX10	S82.856D	NONDISPLACED TRIMALLEOLAR FRACTURE OF UNSPECIFIED LOWER LEG, SUBSEQUENT ENCOUNTER FOR CLOSED FRACTURE WITH ROUTINE HEALING	S82856D
DX_FRACTURE	FRACTURES	DX10	S82.856E	NONDISPLACED TRIMALLEOLAR FRACTURE OF UNSPECIFIED LOWER LEG, SUBSEQUENT ENCOUNTER FOR OPEN FRACTURE TYPE I OR II WITH ROUTINE HEALING	S82856E
DX_FRACTURE	FRACTURES	DX10	S82.856F	NONDISPLACED TRIMALLEOLAR FRACTURE OF UNSPECIFIED LOWER LEG, SUBSEQUENT ENCOUNTER FOR OPEN FRACTURE TYPE IIIA, IIIB, OR IIIC WITH ROUTINE HEALING	S82856F
DX_FRACTURE	FRACTURES	DX10	S82.856G	NONDISPLACED TRIMALLEOLAR FRACTURE OF UNSPECIFIED LOWER LEG, SUBSEQUENT ENCOUNTER FOR CLOSED FRACTURE WITH DELAYED HEALING	S82856G
DX_FRACTURE	FRACTURES	DX10	S82.856H	NONDISPLACED TRIMALLEOLAR FRACTURE OF UNSPECIFIED LOWER LEG, SUBSEQUENT ENCOUNTER FOR OPEN FRACTURE TYPE I OR II WITH DELAYED HEALING	S82856H
DX_FRACTURE	FRACTURES	DX10	S82.856J	NONDISPLACED TRIMALLEOLAR FRACTURE OF UNSPECIFIED LOWER LEG, SUBSEQUENT ENCOUNTER FOR OPEN FRACTURE TYPE IIIA, IIIB, OR IIIC WITH DELAYED HEALING	S82856J

Boehringer Ingelheim
Statistical and Epidemiological Analysis Plan (SEAP) for Non-Interventional Study
(NIS)
BI Study Number 1245-0228

Proprietary confidential information © 2023 Boehringer Ingelheim International GmbH or one or more of its affiliated companies

DX_FRACTURE	FRACTURES	DX10	S82.856K	NONDISPLACED TRIMALLEOLAR FRACTURE OF UNSPECIFIED LOWER LEG, SUBSEQUENT ENCOUNTER FOR CLOSED FRACTURE WITH NONUNION	S82856K
DX_FRACTURE	FRACTURES	DX10	S82.856M	NONDISPLACED TRIMALLEOLAR FRACTURE OF UNSPECIFIED LOWER LEG, SUBSEQUENT ENCOUNTER FOR OPEN FRACTURE TYPE I OR II WITH NONUNION	S82856M
DX_FRACTURE	FRACTURES	DX10	S82.856N	NONDISPLACED TRIMALLEOLAR FRACTURE OF UNSPECIFIED LOWER LEG, SUBSEQUENT ENCOUNTER FOR OPEN FRACTURE TYPE IIIA, IIIB, OR IIIC WITH NONUNION	S82856N
DX_FRACTURE	FRACTURES	DX10	S82.856P	NONDISPLACED TRIMALLEOLAR FRACTURE OF UNSPECIFIED LOWER LEG, SUBSEQUENT ENCOUNTER FOR CLOSED FRACTURE WITH MALUNION	S82856P
DX_FRACTURE	FRACTURES	DX10	S82.856Q	NONDISPLACED TRIMALLEOLAR FRACTURE OF UNSPECIFIED LOWER LEG, SUBSEQUENT ENCOUNTER FOR OPEN FRACTURE TYPE I OR II WITH MALUNION	S82856Q
DX_FRACTURE	FRACTURES	DX10	S82.856R	NONDISPLACED TRIMALLEOLAR FRACTURE OF UNSPECIFIED LOWER LEG, SUBSEQUENT ENCOUNTER FOR OPEN FRACTURE TYPE IIIA, IIIB, OR IIIC WITH MALUNION	S82856R
DX_FRACTURE	FRACTURES	DX10	S82.856S	NONDISPLACED TRIMALLEOLAR FRACTURE OF UNSPECIFIED LOWER LEG, SEQUELA	S82856S
DX_FRACTURE	FRACTURES	DX10	S82.86	MAISONNEUVE'S FRACTURE	S8286
DX_FRACTURE	FRACTURES	DX10	S82.861	DISPLACED MAISONNEUVE'S FRACTURE OF RIGHT LEG	S82861
DX_FRACTURE	FRACTURES	DX10	S82.861A	DISPLACED MAISONNEUVE'S FRACTURE OF RIGHT LEG, INITIAL ENCOUNTER FOR CLOSED FRACTURE	S82861A
DX_FRACTURE	FRACTURES	DX10	S82.861B	DISPLACED MAISONNEUVE'S FRACTURE OF RIGHT LEG, INITIAL ENCOUNTER FOR OPEN FRACTURE TYPE I OR II	S82861B
DX_FRACTURE	FRACTURES	DX10	S82.861C	DISPLACED MAISONNEUVE'S FRACTURE OF RIGHT LEG, INITIAL ENCOUNTER FOR OPEN FRACTURE TYPE IIIA, IIIB, OR IIIC	S82861C
DX_FRACTURE	FRACTURES	DX10	S82.861D	DISPLACED MAISONNEUVE'S FRACTURE OF RIGHT LEG, SUBSEQUENT ENCOUNTER FOR CLOSED FRACTURE WITH ROUTINE HEALING	S82861D
DX_FRACTURE	FRACTURES	DX10	S82.861E	DISPLACED MAISONNEUVE'S FRACTURE OF RIGHT LEG, SUBSEQUENT ENCOUNTER FOR OPEN FRACTURE TYPE I OR II WITH ROUTINE HEALING	S82861E
DX_FRACTURE	FRACTURES	DX10	S82.861F	DISPLACED MAISONNEUVE'S FRACTURE OF RIGHT LEG, SUBSEQUENT ENCOUNTER FOR OPEN FRACTURE TYPE IIIA, IIIB, OR IIIC WITH ROUTINE HEALING	S82861F
DX_FRACTURE	FRACTURES	DX10	S82.861G	DISPLACED MAISONNEUVE'S FRACTURE OF RIGHT LEG, SUBSEQUENT ENCOUNTER FOR CLOSED FRACTURE WITH DELAYED HEALING	S82861G
DX_FRACTURE	FRACTURES	DX10	S82.861H	DISPLACED MAISONNEUVE'S FRACTURE OF RIGHT LEG, SUBSEQUENT ENCOUNTER FOR OPEN FRACTURE TYPE I OR II WITH DELAYED HEALING	S82861H
DX_FRACTURE	FRACTURES	DX10	S82.861J	DISPLACED MAISONNEUVE'S FRACTURE OF RIGHT LEG, SUBSEQUENT ENCOUNTER FOR OPEN FRACTURE TYPE IIIA, IIIB, OR IIIC WITH DELAYED HEALING	S82861J
DX_FRACTURE	FRACTURES	DX10	S82.861K	DISPLACED MAISONNEUVE'S FRACTURE OF RIGHT LEG, SUBSEQUENT ENCOUNTER FOR CLOSED FRACTURE WITH NONUNION	S82861K
DX_FRACTURE	FRACTURES	DX10	S82.861M	DISPLACED MAISONNEUVE'S FRACTURE OF RIGHT LEG, SUBSEQUENT ENCOUNTER FOR OPEN FRACTURE TYPE I OR II WITH NONUNION	S82861M
DX_FRACTURE	FRACTURES	DX10	S82.861N	DISPLACED MAISONNEUVE'S FRACTURE OF RIGHT LEG, SUBSEQUENT ENCOUNTER FOR OPEN FRACTURE TYPE IIIA, IIIB, OR IIIC WITH NONUNION	S82861N
DX_FRACTURE	FRACTURES	DX10	S82.861P	DISPLACED MAISONNEUVE'S FRACTURE OF RIGHT LEG, SUBSEQUENT ENCOUNTER FOR CLOSED FRACTURE WITH MALUNION	S82861P
DX_FRACTURE	FRACTURES	DX10	S82.861Q	DISPLACED MAISONNEUVE'S FRACTURE OF RIGHT LEG, SUBSEQUENT ENCOUNTER FOR OPEN FRACTURE TYPE I OR II WITH MALUNION	S82861Q
DX_FRACTURE	FRACTURES	DX10	S82.861R	DISPLACED MAISONNEUVE'S FRACTURE OF RIGHT LEG, SUBSEQUENT ENCOUNTER FOR OPEN FRACTURE TYPE IIIA, IIIB, OR IIIC WITH MALUNION	S82861R
DX_FRACTURE	FRACTURES	DX10	S82.861S	DISPLACED MAISONNEUVE'S FRACTURE OF RIGHT LEG, SEQUELA	S82861S
DX_FRACTURE	FRACTURES	DX10	S82.862	DISPLACED MAISONNEUVE'S FRACTURE OF LEFT LEG	S82862
DX_FRACTURE	FRACTURES	DX10	S82.862A	DISPLACED MAISONNEUVE'S FRACTURE OF LEFT LEG, INITIAL ENCOUNTER FOR CLOSED FRACTURE	S82862A
DX_FRACTURE	FRACTURES	DX10	S82.862B	DISPLACED MAISONNEUVE'S FRACTURE OF LEFT LEG, INITIAL ENCOUNTER FOR OPEN FRACTURE TYPE I OR II	S82862B
DX_FRACTURE	FRACTURES	DX10	S82.862C	DISPLACED MAISONNEUVE'S FRACTURE OF LEFT LEG, INITIAL ENCOUNTER FOR OPEN FRACTURE TYPE IIIA, IIIB, OR IIIC	S82862C
DX_FRACTURE	FRACTURES	DX10	S82.862D	DISPLACED MAISONNEUVE'S FRACTURE OF LEFT LEG, SUBSEQUENT ENCOUNTER FOR CLOSED FRACTURE WITH ROUTINE HEALING	S82862D
DX_FRACTURE	FRACTURES	DX10	S82.862E	DISPLACED MAISONNEUVE'S FRACTURE OF LEFT LEG, SUBSEQUENT ENCOUNTER FOR OPEN FRACTURE TYPE I OR II WITH ROUTINE HEALING	S82862E
DX_FRACTURE	FRACTURES	DX10	S82.862F	DISPLACED MAISONNEUVE'S FRACTURE OF LEFT LEG, SUBSEQUENT ENCOUNTER FOR OPEN FRACTURE TYPE IIIA, IIIB, OR IIIC WITH ROUTINE HEALING	S82862F
DX_FRACTURE	FRACTURES	DX10	S82.862G	DISPLACED MAISONNEUVE'S FRACTURE OF LEFT LEG, SUBSEQUENT ENCOUNTER FOR CLOSED FRACTURE WITH DELAYED HEALING	S82862G
DX_FRACTURE	FRACTURES	DX10	S82.862H	DISPLACED MAISONNEUVE'S FRACTURE OF LEFT LEG, SUBSEQUENT ENCOUNTER FOR OPEN FRACTURE TYPE I OR II WITH DELAYED HEALING	S82862H
DX_FRACTURE	FRACTURES	DX10	S82.862J	DISPLACED MAISONNEUVE'S FRACTURE OF LEFT LEG, SUBSEQUENT ENCOUNTER FOR OPEN FRACTURE TYPE IIIA, IIIB, OR IIIC WITH DELAYED HEALING	S82862J
DX_FRACTURE	FRACTURES	DX10	S82.862K	DISPLACED MAISONNEUVE'S FRACTURE OF LEFT LEG, SUBSEQUENT ENCOUNTER FOR CLOSED FRACTURE WITH NONUNION	S82862K
DX_FRACTURE	FRACTURES	DX10	S82.862M	DISPLACED MAISONNEUVE'S FRACTURE OF LEFT LEG, SUBSEQUENT ENCOUNTER FOR OPEN FRACTURE TYPE I OR II WITH NONUNION	S82862M
DX_FRACTURE	FRACTURES	DX10	S82.862N	DISPLACED MAISONNEUVE'S FRACTURE OF LEFT LEG, SUBSEQUENT ENCOUNTER FOR OPEN FRACTURE TYPE IIIA, IIIB, OR IIIC WITH NONUNION	S82862N
DX_FRACTURE	FRACTURES	DX10	S82.862P	DISPLACED MAISONNEUVE'S FRACTURE OF LEFT LEG, SUBSEQUENT ENCOUNTER FOR CLOSED FRACTURE WITH MALUNION	S82862P
DX_FRACTURE	FRACTURES	DX10	S82.862Q	DISPLACED MAISONNEUVE'S FRACTURE OF LEFT LEG, SUBSEQUENT ENCOUNTER FOR OPEN FRACTURE TYPE I OR II WITH MALUNION	S82862Q
DX_FRACTURE	FRACTURES	DX10	S82.862R	DISPLACED MAISONNEUVE'S FRACTURE OF LEFT LEG, SUBSEQUENT ENCOUNTER FOR OPEN FRACTURE TYPE IIIA, IIIB, OR IIIC WITH MALUNION	S82862R
DX_FRACTURE	FRACTURES	DX10	S82.862S	DISPLACED MAISONNEUVE'S FRACTURE OF LEFT LEG, SEQUELA	S82862S
DX_FRACTURE	FRACTURES	DX10	S82.863	DISPLACED MAISONNEUVE'S FRACTURE OF UNSPECIFIED LEG	S82863
DX_FRACTURE	FRACTURES	DX10	S82.863A	DISPLACED MAISONNEUVE'S FRACTURE OF UNSPECIFIED LEG, INITIAL ENCOUNTER FOR CLOSED FRACTURE	S82863A
DX_FRACTURE	FRACTURES	DX10	S82.863B	DISPLACED MAISONNEUVE'S FRACTURE OF UNSPECIFIED LEG, INITIAL ENCOUNTER FOR OPEN FRACTURE TYPE I OR II	S82863B
DX_FRACTURE	FRACTURES	DX10	S82.863C	DISPLACED MAISONNEUVE'S FRACTURE OF UNSPECIFIED LEG, INITIAL ENCOUNTER FOR OPEN FRACTURE TYPE IIIA, IIIB, OR IIIC	S82863C
DX_FRACTURE	FRACTURES	DX10	S82.863D	DISPLACED MAISONNEUVE'S FRACTURE OF UNSPECIFIED LEG, SUBSEQUENT ENCOUNTER FOR CLOSED FRACTURE WITH ROUTINE HEALING	S82863D
DX_FRACTURE	FRACTURES	DX10	S82.863E	DISPLACED MAISONNEUVE'S FRACTURE OF UNSPECIFIED LEG, SUBSEQUENT ENCOUNTER FOR OPEN FRACTURE TYPE I OR II WITH ROUTINE HEALING	S82863E
DX_FRACTURE	FRACTURES	DX10	S82.863F	DISPLACED MAISONNEUVE'S FRACTURE OF UNSPECIFIED LEG, SUBSEQUENT ENCOUNTER FOR OPEN FRACTURE TYPE IIIA, IIIB, OR IIIC WITH ROUTINE HEALING	S82863F
DX_FRACTURE	FRACTURES	DX10	S82.863G	DISPLACED MAISONNEUVE'S FRACTURE OF UNSPECIFIED LEG, SUBSEQUENT ENCOUNTER FOR CLOSED FRACTURE WITH DELAYED HEALING	S82863G
DX_FRACTURE	FRACTURES	DX10	S82.863H	DISPLACED MAISONNEUVE'S FRACTURE OF UNSPECIFIED LEG, SUBSEQUENT ENCOUNTER FOR OPEN FRACTURE TYPE I OR II WITH DELAYED HEALING	S82863H
DX_FRACTURE	FRACTURES	DX10	S82.863J	DISPLACED MAISONNEUVE'S FRACTURE OF UNSPECIFIED LEG, SUBSEQUENT ENCOUNTER FOR OPEN FRACTURE TYPE IIIA, IIIB, OR IIIC WITH DELAYED HEALING	S82863J

Boehringer Ingelheim
Statistical and Epidemiological Analysis Plan (SEAP) for Non-Interventional Study
(NIS)
BI Study Number 1245-0228

Proprietary confidential information © 2023 Boehringer Ingelheim International GmbH or one or more of its affiliated companies

DX_FRACTURE	FRACTURES	DX10	S82.863K	DISPLACED MAISONNEUVE'S FRACTURE OF UNSPECIFIED LEG, SUBSEQUENT ENCOUNTER FOR CLOSED FRACTURE WITH NONUNION	S82863K
DX_FRACTURE	FRACTURES	DX10	S82.863M	DISPLACED MAISONNEUVE'S FRACTURE OF UNSPECIFIED LEG, SUBSEQUENT ENCOUNTER FOR OPEN FRACTURE TYPE I OR II WITH NONUNION	S82863M
DX_FRACTURE	FRACTURES	DX10	S82.863N	DISPLACED MAISONNEUVE'S FRACTURE OF UNSPECIFIED LEG, SUBSEQUENT ENCOUNTER FOR OPEN FRACTURE TYPE IIIA, IIIB, OR IIIC WITH NONUNION	S82863N
DX_FRACTURE	FRACTURES	DX10	S82.863P	DISPLACED MAISONNEUVE'S FRACTURE OF UNSPECIFIED LEG, SUBSEQUENT ENCOUNTER FOR CLOSED FRACTURE WITH MALUNION	S82863P
DX_FRACTURE	FRACTURES	DX10	S82.863Q	DISPLACED MAISONNEUVE'S FRACTURE OF UNSPECIFIED LEG, SUBSEQUENT ENCOUNTER FOR OPEN FRACTURE TYPE I OR II WITH MALUNION	S82863Q
DX_FRACTURE	FRACTURES	DX10	S82.863R	DISPLACED MAISONNEUVE'S FRACTURE OF UNSPECIFIED LEG, SUBSEQUENT ENCOUNTER FOR OPEN FRACTURE TYPE IIIA, IIIB, OR IIIC WITH MALUNION	S82863R
DX_FRACTURE	FRACTURES	DX10	S82.863S	DISPLACED MAISONNEUVE'S FRACTURE OF UNSPECIFIED LEG, SEQUELA	S82863S
DX_FRACTURE	FRACTURES	DX10	S82.864	NONDISPLACED MAISONNEUVE'S FRACTURE OF RIGHT LEG	S82864
DX_FRACTURE	FRACTURES	DX10	S82.864A	NONDISPLACED MAISONNEUVE'S FRACTURE OF RIGHT LEG, INITIAL ENCOUNTER FOR CLOSED FRACTURE	S82864A
DX_FRACTURE	FRACTURES	DX10	S82.864B	NONDISPLACED MAISONNEUVE'S FRACTURE OF RIGHT LEG, INITIAL ENCOUNTER FOR OPEN FRACTURE TYPE I OR II	S82864B
DX_FRACTURE	FRACTURES	DX10	S82.864C	NONDISPLACED MAISONNEUVE'S FRACTURE OF RIGHT LEG, INITIAL ENCOUNTER FOR OPEN FRACTURE TYPE IIIA, IIIB, OR IIIC	S82864C
DX_FRACTURE	FRACTURES	DX10	S82.864D	NONDISPLACED MAISONNEUVE'S FRACTURE OF RIGHT LEG, SUBSEQUENT ENCOUNTER FOR CLOSED FRACTURE WITH ROUTINE HEALING	S82864D
DX_FRACTURE	FRACTURES	DX10	S82.864E	NONDISPLACED MAISONNEUVE'S FRACTURE OF RIGHT LEG, SUBSEQUENT ENCOUNTER FOR OPEN FRACTURE TYPE I OR II WITH ROUTINE HEALING	S82864E
DX_FRACTURE	FRACTURES	DX10	S82.864F	NONDISPLACED MAISONNEUVE'S FRACTURE OF RIGHT LEG, SUBSEQUENT ENCOUNTER FOR OPEN FRACTURE TYPE IIIA, IIIB, OR IIIC WITH ROUTINE HEALING	S82864F
DX_FRACTURE	FRACTURES	DX10	S82.864G	NONDISPLACED MAISONNEUVE'S FRACTURE OF RIGHT LEG, SUBSEQUENT ENCOUNTER FOR CLOSED FRACTURE WITH DELAYED HEALING	S82864G
DX_FRACTURE	FRACTURES	DX10	S82.864H	NONDISPLACED MAISONNEUVE'S FRACTURE OF RIGHT LEG, SUBSEQUENT ENCOUNTER FOR OPEN FRACTURE TYPE I OR II WITH DELAYED HEALING	S82864H
DX_FRACTURE	FRACTURES	DX10	S82.864J	NONDISPLACED MAISONNEUVE'S FRACTURE OF RIGHT LEG, SUBSEQUENT ENCOUNTER FOR OPEN FRACTURE TYPE IIIA, IIIB, OR IIIC WITH DELAYED HEALING	S82864J
DX_FRACTURE	FRACTURES	DX10	S82.864K	NONDISPLACED MAISONNEUVE'S FRACTURE OF RIGHT LEG, SUBSEQUENT ENCOUNTER FOR CLOSED FRACTURE WITH NONUNION	S82864K
DX_FRACTURE	FRACTURES	DX10	S82.864M	NONDISPLACED MAISONNEUVE'S FRACTURE OF RIGHT LEG, SUBSEQUENT ENCOUNTER FOR OPEN FRACTURE TYPE I OR II WITH NONUNION	S82864M
DX_FRACTURE	FRACTURES	DX10	S82.864N	NONDISPLACED MAISONNEUVE'S FRACTURE OF RIGHT LEG, SUBSEQUENT ENCOUNTER FOR OPEN FRACTURE TYPE IIIA, IIIB, OR IIIC WITH NONUNION	S82864N
DX_FRACTURE	FRACTURES	DX10	S82.864P	NONDISPLACED MAISONNEUVE'S FRACTURE OF RIGHT LEG, SUBSEQUENT ENCOUNTER FOR CLOSED FRACTURE WITH MALUNION	S82864P
DX_FRACTURE	FRACTURES	DX10	S82.864Q	NONDISPLACED MAISONNEUVE'S FRACTURE OF RIGHT LEG, SUBSEQUENT ENCOUNTER FOR OPEN FRACTURE TYPE I OR II WITH MALUNION	S82864Q
DX_FRACTURE	FRACTURES	DX10	S82.864R	NONDISPLACED MAISONNEUVE'S FRACTURE OF RIGHT LEG, SUBSEQUENT ENCOUNTER FOR OPEN FRACTURE TYPE IIIA, IIIB, OR IIIC WITH MALUNION	S82864R
DX_FRACTURE	FRACTURES	DX10	S82.864S	NONDISPLACED MAISONNEUVE'S FRACTURE OF RIGHT LEG, SEQUELA	S82864S
DX_FRACTURE	FRACTURES	DX10	S82.865	NONDISPLACED MAISONNEUVE'S FRACTURE OF LEFT LEG	S82865
DX_FRACTURE	FRACTURES	DX10	S82.865A	NONDISPLACED MAISONNEUVE'S FRACTURE OF LEFT LEG, INITIAL ENCOUNTER FOR CLOSED FRACTURE	S82865A
DX_FRACTURE	FRACTURES	DX10	S82.865B	NONDISPLACED MAISONNEUVE'S FRACTURE OF LEFT LEG, INITIAL ENCOUNTER FOR OPEN FRACTURE TYPE I OR II	S82865B
DX_FRACTURE	FRACTURES	DX10	S82.865C	NONDISPLACED MAISONNEUVE'S FRACTURE OF LEFT LEG, INITIAL ENCOUNTER FOR OPEN FRACTURE TYPE IIIA, IIIB, OR IIIC	S82865C
DX_FRACTURE	FRACTURES	DX10	S82.865D	NONDISPLACED MAISONNEUVE'S FRACTURE OF LEFT LEG, SUBSEQUENT ENCOUNTER FOR CLOSED FRACTURE WITH ROUTINE HEALING	S82865D
DX_FRACTURE	FRACTURES	DX10	S82.865E	NONDISPLACED MAISONNEUVE'S FRACTURE OF LEFT LEG, SUBSEQUENT ENCOUNTER FOR OPEN FRACTURE TYPE I OR II WITH ROUTINE HEALING	S82865E
DX_FRACTURE	FRACTURES	DX10	S82.865F	NONDISPLACED MAISONNEUVE'S FRACTURE OF LEFT LEG, SUBSEQUENT ENCOUNTER FOR OPEN FRACTURE TYPE IIIA, IIIB, OR IIIC WITH ROUTINE HEALING	S82865F
DX_FRACTURE	FRACTURES	DX10	S82.865G	NONDISPLACED MAISONNEUVE'S FRACTURE OF LEFT LEG, SUBSEQUENT ENCOUNTER FOR CLOSED FRACTURE WITH DELAYED HEALING	S82865G
DX_FRACTURE	FRACTURES	DX10	S82.865H	NONDISPLACED MAISONNEUVE'S FRACTURE OF LEFT LEG, SUBSEQUENT ENCOUNTER FOR OPEN FRACTURE TYPE I OR II WITH DELAYED HEALING	S82865H
DX_FRACTURE	FRACTURES	DX10	S82.865J	NONDISPLACED MAISONNEUVE'S FRACTURE OF LEFT LEG, SUBSEQUENT ENCOUNTER FOR OPEN FRACTURE TYPE IIIA, IIIB, OR IIIC WITH DELAYED HEALING	S82865J
DX_FRACTURE	FRACTURES	DX10	S82.865K	NONDISPLACED MAISONNEUVE'S FRACTURE OF LEFT LEG, SUBSEQUENT ENCOUNTER FOR CLOSED FRACTURE WITH NONUNION	S82865K
DX_FRACTURE	FRACTURES	DX10	S82.865M	NONDISPLACED MAISONNEUVE'S FRACTURE OF LEFT LEG, SUBSEQUENT ENCOUNTER FOR OPEN FRACTURE TYPE I OR II WITH NONUNION	S82865M
DX_FRACTURE	FRACTURES	DX10	S82.865N	NONDISPLACED MAISONNEUVE'S FRACTURE OF LEFT LEG, SUBSEQUENT ENCOUNTER FOR OPEN FRACTURE TYPE IIIA, IIIB, OR IIIC WITH NONUNION	S82865N
DX_FRACTURE	FRACTURES	DX10	S82.865P	NONDISPLACED MAISONNEUVE'S FRACTURE OF LEFT LEG, SUBSEQUENT ENCOUNTER FOR CLOSED FRACTURE WITH MALUNION	S82865P
DX_FRACTURE	FRACTURES	DX10	S82.865Q	NONDISPLACED MAISONNEUVE'S FRACTURE OF LEFT LEG, SUBSEQUENT ENCOUNTER FOR OPEN FRACTURE TYPE I OR II WITH MALUNION	S82865Q
DX_FRACTURE	FRACTURES	DX10	S82.865R	NONDISPLACED MAISONNEUVE'S FRACTURE OF LEFT LEG, SUBSEQUENT ENCOUNTER FOR OPEN FRACTURE TYPE IIIA, IIIB, OR IIIC WITH MALUNION	S82865R
DX_FRACTURE	FRACTURES	DX10	S82.865S	NONDISPLACED MAISONNEUVE'S FRACTURE OF LEFT LEG, SEQUELA	S82865S
DX_FRACTURE	FRACTURES	DX10	S82.866	NONDISPLACED MAISONNEUVE'S FRACTURE OF UNSPECIFIED LEG	S82866
DX_FRACTURE	FRACTURES	DX10	S82.866A	NONDISPLACED MAISONNEUVE'S FRACTURE OF UNSPECIFIED LEG, INITIAL ENCOUNTER FOR CLOSED FRACTURE	S82866A
DX_FRACTURE	FRACTURES	DX10	S82.866B	NONDISPLACED MAISONNEUVE'S FRACTURE OF UNSPECIFIED LEG, INITIAL ENCOUNTER FOR OPEN FRACTURE TYPE I OR II	S82866B
DX_FRACTURE	FRACTURES	DX10	S82.866C	NONDISPLACED MAISONNEUVE'S FRACTURE OF UNSPECIFIED LEG, INITIAL ENCOUNTER FOR OPEN FRACTURE TYPE IIIA, IIIB, OR IIIC	S82866C
DX_FRACTURE	FRACTURES	DX10	S82.866D	NONDISPLACED MAISONNEUVE'S FRACTURE OF UNSPECIFIED LEG, SUBSEQUENT ENCOUNTER FOR CLOSED FRACTURE WITH ROUTINE HEALING	S82866D
DX_FRACTURE	FRACTURES	DX10	S82.866E	NONDISPLACED MAISONNEUVE'S FRACTURE OF UNSPECIFIED LEG, SUBSEQUENT ENCOUNTER FOR OPEN FRACTURE TYPE I OR II WITH ROUTINE HEALING	S82866E
DX_FRACTURE	FRACTURES	DX10	S82.866F	NONDISPLACED MAISONNEUVE'S FRACTURE OF UNSPECIFIED LEG, SUBSEQUENT ENCOUNTER FOR OPEN FRACTURE TYPE IIIA, IIIB, OR IIIC WITH ROUTINE HEALING	S82866F
DX_FRACTURE	FRACTURES	DX10	S82.866G	NONDISPLACED MAISONNEUVE'S FRACTURE OF UNSPECIFIED LEG, SUBSEQUENT ENCOUNTER FOR CLOSED FRACTURE WITH DELAYED HEALING	S82866G
DX_FRACTURE	FRACTURES	DX10	S82.866H	NONDISPLACED MAISONNEUVE'S FRACTURE OF UNSPECIFIED LEG, SUBSEQUENT ENCOUNTER FOR OPEN FRACTURE TYPE I OR II WITH DELAYED HEALING	S82866H
DX_FRACTURE	FRACTURES	DX10	S82.866J	NONDISPLACED MAISONNEUVE'S FRACTURE OF UNSPECIFIED LEG, SUBSEQUENT ENCOUNTER FOR OPEN FRACTURE TYPE IIIA, IIIB, OR IIIC WITH DELAYED HEALING	S82866J

Boehringer Ingelheim
Statistical and Epidemiological Analysis Plan (SEAP) for Non-Interventional Study
(NIS)
BI Study Number 1245-0228

Proprietary confidential information © 2023 Boehringer Ingelheim International GmbH or one or more of its affiliated companies

DX_FRACTURE	FRACTURES	DX10	S82.866K	NONDISPLACED MAISONNEUVE'S FRACTURE OF UNSPECIFIED LEG, SUBSEQUENT ENCOUNTER FOR CLOSED FRACTURE WITH NONUNION	S82866K
DX_FRACTURE	FRACTURES	DX10	S82.866M	NONDISPLACED MAISONNEUVE'S FRACTURE OF UNSPECIFIED LEG, SUBSEQUENT ENCOUNTER FOR OPEN FRACTURE TYPE I OR II WITH NONUNION	S82866M
DX_FRACTURE	FRACTURES	DX10	S82.866N	NONDISPLACED MAISONNEUVE'S FRACTURE OF UNSPECIFIED LEG, SUBSEQUENT ENCOUNTER FOR OPEN FRACTURE TYPE IIIA, IIIB, OR IIIC WITH NONUNION	S82866N
DX_FRACTURE	FRACTURES	DX10	S82.866P	NONDISPLACED MAISONNEUVE'S FRACTURE OF UNSPECIFIED LEG, SUBSEQUENT ENCOUNTER FOR CLOSED FRACTURE WITH MALUNION	S82866P
DX_FRACTURE	FRACTURES	DX10	S82.866Q	NONDISPLACED MAISONNEUVE'S FRACTURE OF UNSPECIFIED LEG, SUBSEQUENT ENCOUNTER FOR OPEN FRACTURE TYPE I OR II WITH MALUNION	S82866Q
DX_FRACTURE	FRACTURES	DX10	S82.866R	NONDISPLACED MAISONNEUVE'S FRACTURE OF UNSPECIFIED LEG, SUBSEQUENT ENCOUNTER FOR OPEN FRACTURE TYPE IIIA, IIIB, OR IIIC WITH MALUNION	S82866R
DX_FRACTURE	FRACTURES	DX10	S82.866S	NONDISPLACED MAISONNEUVE'S FRACTURE OF UNSPECIFIED LEG, SEQUELA	S82866S
DX_FRACTURE	FRACTURES	DX10	S82.87	PILON FRACTURE OF TIBIA	S8287
DX_FRACTURE	FRACTURES	DX10	S82.871	DISPLACED PILON FRACTURE OF RIGHT TIBIA	S82871
DX_FRACTURE	FRACTURES	DX10	S82.871A	DISPLACED PILON FRACTURE OF RIGHT TIBIA, INITIAL ENCOUNTER FOR CLOSED FRACTURE	S82871A
DX_FRACTURE	FRACTURES	DX10	S82.871B	DISPLACED PILON FRACTURE OF RIGHT TIBIA, INITIAL ENCOUNTER FOR OPEN FRACTURE TYPE I OR II	S82871B
DX_FRACTURE	FRACTURES	DX10	S82.871C	DISPLACED PILON FRACTURE OF RIGHT TIBIA, INITIAL ENCOUNTER FOR OPEN FRACTURE TYPE IIIA, IIIB, OR IIIC	S82871C
DX_FRACTURE	FRACTURES	DX10	S82.871D	DISPLACED PILON FRACTURE OF RIGHT TIBIA, SUBSEQUENT ENCOUNTER FOR CLOSED FRACTURE WITH ROUTINE HEALING	S82871D
DX_FRACTURE	FRACTURES	DX10	S82.871E	DISPLACED PILON FRACTURE OF RIGHT TIBIA, SUBSEQUENT ENCOUNTER FOR OPEN FRACTURE TYPE I OR II WITH ROUTINE HEALING	S82871E
DX_FRACTURE	FRACTURES	DX10	S82.871F	DISPLACED PILON FRACTURE OF RIGHT TIBIA, SUBSEQUENT ENCOUNTER FOR OPEN FRACTURE TYPE IIIA, IIIB, OR IIIC WITH ROUTINE HEALING	S82871F
DX_FRACTURE	FRACTURES	DX10	S82.871G	DISPLACED PILON FRACTURE OF RIGHT TIBIA, SUBSEQUENT ENCOUNTER FOR CLOSED FRACTURE WITH DELAYED HEALING	S82871G
DX_FRACTURE	FRACTURES	DX10	S82.871H	DISPLACED PILON FRACTURE OF RIGHT TIBIA, SUBSEQUENT ENCOUNTER FOR OPEN FRACTURE TYPE I OR II WITH DELAYED HEALING	S82871H
DX_FRACTURE	FRACTURES	DX10	S82.871J	DISPLACED PILON FRACTURE OF RIGHT TIBIA, SUBSEQUENT ENCOUNTER FOR OPEN FRACTURE TYPE IIIA, IIIB, OR IIIC WITH DELAYED HEALING	S82871J
DX_FRACTURE	FRACTURES	DX10	S82.871K	DISPLACED PILON FRACTURE OF RIGHT TIBIA, SUBSEQUENT ENCOUNTER FOR CLOSED FRACTURE WITH NONUNION	S82871K
DX_FRACTURE	FRACTURES	DX10	S82.871M	DISPLACED PILON FRACTURE OF RIGHT TIBIA, SUBSEQUENT ENCOUNTER FOR OPEN FRACTURE TYPE I OR II WITH NONUNION	S82871M
DX_FRACTURE	FRACTURES	DX10	S82.871N	DISPLACED PILON FRACTURE OF RIGHT TIBIA, SUBSEQUENT ENCOUNTER FOR OPEN FRACTURE TYPE IIIA, IIIB, OR IIIC WITH NONUNION	S82871N
DX_FRACTURE	FRACTURES	DX10	S82.871P	DISPLACED PILON FRACTURE OF RIGHT TIBIA, SUBSEQUENT ENCOUNTER FOR CLOSED FRACTURE WITH MALUNION	S82871P
DX_FRACTURE	FRACTURES	DX10	S82.871Q	DISPLACED PILON FRACTURE OF RIGHT TIBIA, SUBSEQUENT ENCOUNTER FOR OPEN FRACTURE TYPE I OR II WITH MALUNION	S82871Q
DX_FRACTURE	FRACTURES	DX10	S82.871R	DISPLACED PILON FRACTURE OF RIGHT TIBIA, SUBSEQUENT ENCOUNTER FOR OPEN FRACTURE TYPE IIIA, IIIB, OR IIIC WITH MALUNION	S82871R
DX_FRACTURE	FRACTURES	DX10	S82.871S	DISPLACED PILON FRACTURE OF RIGHT TIBIA, SEQUELA	S82871S
DX_FRACTURE	FRACTURES	DX10	S82.872	DISPLACED PILON FRACTURE OF LEFT TIBIA	S82872
DX_FRACTURE	FRACTURES	DX10	S82.872A	DISPLACED PILON FRACTURE OF LEFT TIBIA, INITIAL ENCOUNTER FOR CLOSED FRACTURE	S82872A
DX_FRACTURE	FRACTURES	DX10	S82.872B	DISPLACED PILON FRACTURE OF LEFT TIBIA, INITIAL ENCOUNTER FOR OPEN FRACTURE TYPE I OR II	S82872B
DX_FRACTURE	FRACTURES	DX10	S82.872C	DISPLACED PILON FRACTURE OF LEFT TIBIA, INITIAL ENCOUNTER FOR OPEN FRACTURE TYPE IIIA, IIIB, OR IIIC	S82872C
DX_FRACTURE	FRACTURES	DX10	S82.872D	DISPLACED PILON FRACTURE OF LEFT TIBIA, SUBSEQUENT ENCOUNTER FOR CLOSED FRACTURE WITH ROUTINE HEALING	S82872D
DX_FRACTURE	FRACTURES	DX10	S82.872E	DISPLACED PILON FRACTURE OF LEFT TIBIA, SUBSEQUENT ENCOUNTER FOR OPEN FRACTURE TYPE I OR II WITH ROUTINE HEALING	S82872E
DX_FRACTURE	FRACTURES	DX10	S82.872F	DISPLACED PILON FRACTURE OF LEFT TIBIA, SUBSEQUENT ENCOUNTER FOR OPEN FRACTURE TYPE IIIA, IIIB, OR IIIC WITH ROUTINE HEALING	S82872F
DX_FRACTURE	FRACTURES	DX10	S82.872G	DISPLACED PILON FRACTURE OF LEFT TIBIA, SUBSEQUENT ENCOUNTER FOR CLOSED FRACTURE WITH DELAYED HEALING	S82872G
DX_FRACTURE	FRACTURES	DX10	S82.872H	DISPLACED PILON FRACTURE OF LEFT TIBIA, SUBSEQUENT ENCOUNTER FOR OPEN FRACTURE TYPE I OR II WITH DELAYED HEALING	S82872H
DX_FRACTURE	FRACTURES	DX10	S82.872J	DISPLACED PILON FRACTURE OF LEFT TIBIA, SUBSEQUENT ENCOUNTER FOR OPEN FRACTURE TYPE IIIA, IIIB, OR IIIC WITH DELAYED HEALING	S82872J
DX_FRACTURE	FRACTURES	DX10	S82.872K	DISPLACED PILON FRACTURE OF LEFT TIBIA, SUBSEQUENT ENCOUNTER FOR CLOSED FRACTURE WITH NONUNION	S82872K
DX_FRACTURE	FRACTURES	DX10	S82.872M	DISPLACED PILON FRACTURE OF LEFT TIBIA, SUBSEQUENT ENCOUNTER FOR OPEN FRACTURE TYPE I OR II WITH NONUNION	S82872M
DX_FRACTURE	FRACTURES	DX10	S82.872N	DISPLACED PILON FRACTURE OF LEFT TIBIA, SUBSEQUENT ENCOUNTER FOR OPEN FRACTURE TYPE IIIA, IIIB, OR IIIC WITH NONUNION	S82872N
DX_FRACTURE	FRACTURES	DX10	S82.872P	DISPLACED PILON FRACTURE OF LEFT TIBIA, SUBSEQUENT ENCOUNTER FOR CLOSED FRACTURE WITH MALUNION	S82872P
DX_FRACTURE	FRACTURES	DX10	S82.872Q	DISPLACED PILON FRACTURE OF LEFT TIBIA, SUBSEQUENT ENCOUNTER FOR OPEN FRACTURE TYPE I OR II WITH MALUNION	S82872Q
DX_FRACTURE	FRACTURES	DX10	S82.872R	DISPLACED PILON FRACTURE OF LEFT TIBIA, SUBSEQUENT ENCOUNTER FOR OPEN FRACTURE TYPE IIIA, IIIB, OR IIIC WITH MALUNION	S82872R
DX_FRACTURE	FRACTURES	DX10	S82.872S	DISPLACED PILON FRACTURE OF LEFT TIBIA, SEQUELA	S82872S
DX_FRACTURE	FRACTURES	DX10	S82.873	DISPLACED PILON FRACTURE OF UNSPECIFIED TIBIA	S82873
DX_FRACTURE	FRACTURES	DX10	S82.873A	DISPLACED PILON FRACTURE OF UNSPECIFIED TIBIA, INITIAL ENCOUNTER FOR CLOSED FRACTURE	S82873A
DX_FRACTURE	FRACTURES	DX10	S82.873B	DISPLACED PILON FRACTURE OF UNSPECIFIED TIBIA, INITIAL ENCOUNTER FOR OPEN FRACTURE TYPE I OR II	S82873B
DX_FRACTURE	FRACTURES	DX10	S82.873C	DISPLACED PILON FRACTURE OF UNSPECIFIED TIBIA, INITIAL ENCOUNTER FOR OPEN FRACTURE TYPE IIIA, IIIB, OR IIIC	S82873C
DX_FRACTURE	FRACTURES	DX10	S82.873D	DISPLACED PILON FRACTURE OF UNSPECIFIED TIBIA, SUBSEQUENT ENCOUNTER FOR CLOSED FRACTURE WITH ROUTINE HEALING	S82873D
DX_FRACTURE	FRACTURES	DX10	S82.873E	DISPLACED PILON FRACTURE OF UNSPECIFIED TIBIA, SUBSEQUENT ENCOUNTER FOR OPEN FRACTURE TYPE I OR II WITH ROUTINE HEALING	S82873E
DX_FRACTURE	FRACTURES	DX10	S82.873F	DISPLACED PILON FRACTURE OF UNSPECIFIED TIBIA, SUBSEQUENT ENCOUNTER FOR OPEN FRACTURE TYPE IIIA, IIIB, OR IIIC WITH ROUTINE HEALING	S82873F
DX_FRACTURE	FRACTURES	DX10	S82.873G	DISPLACED PILON FRACTURE OF UNSPECIFIED TIBIA, SUBSEQUENT ENCOUNTER FOR CLOSED FRACTURE WITH DELAYED HEALING	S82873G
DX_FRACTURE	FRACTURES	DX10	S82.873H	DISPLACED PILON FRACTURE OF UNSPECIFIED TIBIA, SUBSEQUENT ENCOUNTER FOR OPEN FRACTURE TYPE I OR II WITH DELAYED HEALING	S82873H
DX_FRACTURE	FRACTURES	DX10	S82.873J	DISPLACED PILON FRACTURE OF UNSPECIFIED TIBIA, SUBSEQUENT ENCOUNTER FOR OPEN FRACTURE TYPE IIIA, IIIB, OR IIIC WITH DELAYED HEALING	S82873J
DX_FRACTURE	FRACTURES	DX10	S82.873K	DISPLACED PILON FRACTURE OF UNSPECIFIED TIBIA, SUBSEQUENT ENCOUNTER FOR CLOSED FRACTURE WITH NONUNION	S82873K

Boehringer Ingelheim
Statistical and Epidemiological Analysis Plan (SEAP) for Non-Interventional Study
(NIS)
BI Study Number 1245-0228

Proprietary confidential information © 2023 Boehringer Ingelheim International GmbH or one or more of its affiliated companies

DX_FRACTURE	FRACTURES	DX10	S82.873M	DISPLACED PILON FRACTURE OF UNSPECIFIED TIBIA, SUBSEQUENT ENCOUNTER FOR OPEN FRACTURE TYPE I OR II WITH NONUNION	S82873M
DX_FRACTURE	FRACTURES	DX10	S82.873N	DISPLACED PILON FRACTURE OF UNSPECIFIED TIBIA, SUBSEQUENT ENCOUNTER FOR OPEN FRACTURE TYPE IIIA, IIIB, OR IIIC WITH NONUNION	S82873N
DX_FRACTURE	FRACTURES	DX10	S82.873P	DISPLACED PILON FRACTURE OF UNSPECIFIED TIBIA, SUBSEQUENT ENCOUNTER FOR CLOSED FRACTURE WITH MALUNION	S82873P
DX_FRACTURE	FRACTURES	DX10	S82.873Q	DISPLACED PILON FRACTURE OF UNSPECIFIED TIBIA, SUBSEQUENT ENCOUNTER FOR OPEN FRACTURE TYPE I OR II WITH MALUNION	S82873Q
DX_FRACTURE	FRACTURES	DX10	S82.873R	DISPLACED PILON FRACTURE OF UNSPECIFIED TIBIA, SUBSEQUENT ENCOUNTER FOR OPEN FRACTURE TYPE IIIA, IIIB, OR IIIC WITH MALUNION	S82873R
DX_FRACTURE	FRACTURES	DX10	S82.873S	DISPLACED PILON FRACTURE OF UNSPECIFIED TIBIA, SEQUELA	S82873S
DX_FRACTURE	FRACTURES	DX10	S82.874	NONDISPLACED PILON FRACTURE OF RIGHT TIBIA	S82874
DX_FRACTURE	FRACTURES	DX10	S82.874A	NONDISPLACED PILON FRACTURE OF RIGHT TIBIA, INITIAL ENCOUNTER FOR CLOSED FRACTURE	S82874A
DX_FRACTURE	FRACTURES	DX10	S82.874B	NONDISPLACED PILON FRACTURE OF RIGHT TIBIA, INITIAL ENCOUNTER FOR OPEN FRACTURE TYPE I OR II	S82874B
DX_FRACTURE	FRACTURES	DX10	S82.874C	NONDISPLACED PILON FRACTURE OF RIGHT TIBIA, INITIAL ENCOUNTER FOR OPEN FRACTURE TYPE IIIA, IIIB, OR IIIC	S82874C
DX_FRACTURE	FRACTURES	DX10	S82.874D	NONDISPLACED PILON FRACTURE OF RIGHT TIBIA, SUBSEQUENT ENCOUNTER FOR CLOSED FRACTURE WITH ROUTINE HEALING	S82874D
DX_FRACTURE	FRACTURES	DX10	S82.874E	NONDISPLACED PILON FRACTURE OF RIGHT TIBIA, SUBSEQUENT ENCOUNTER FOR OPEN FRACTURE TYPE I OR II WITH ROUTINE HEALING	S82874E
DX_FRACTURE	FRACTURES	DX10	S82.874F	NONDISPLACED PILON FRACTURE OF RIGHT TIBIA, SUBSEQUENT ENCOUNTER FOR OPEN FRACTURE TYPE IIIA, IIIB, OR IIIC WITH ROUTINE HEALING	S82874F
DX_FRACTURE	FRACTURES	DX10	S82.874G	NONDISPLACED PILON FRACTURE OF RIGHT TIBIA, SUBSEQUENT ENCOUNTER FOR CLOSED FRACTURE WITH DELAYED HEALING	S82874G
DX_FRACTURE	FRACTURES	DX10	S82.874H	NONDISPLACED PILON FRACTURE OF RIGHT TIBIA, SUBSEQUENT ENCOUNTER FOR OPEN FRACTURE TYPE I OR II WITH DELAYED HEALING	S82874H
DX_FRACTURE	FRACTURES	DX10	S82.874J	NONDISPLACED PILON FRACTURE OF RIGHT TIBIA, SUBSEQUENT ENCOUNTER FOR OPEN FRACTURE TYPE IIIA, IIIB, OR IIIC WITH DELAYED HEALING	S82874J
DX_FRACTURE	FRACTURES	DX10	S82.874K	NONDISPLACED PILON FRACTURE OF RIGHT TIBIA, SUBSEQUENT ENCOUNTER FOR CLOSED FRACTURE WITH NONUNION	S82874K
DX_FRACTURE	FRACTURES	DX10	S82.874M	NONDISPLACED PILON FRACTURE OF RIGHT TIBIA, SUBSEQUENT ENCOUNTER FOR OPEN FRACTURE TYPE I OR II WITH NONUNION	S82874M
DX_FRACTURE	FRACTURES	DX10	S82.874N	NONDISPLACED PILON FRACTURE OF RIGHT TIBIA, SUBSEQUENT ENCOUNTER FOR OPEN FRACTURE TYPE IIIA, IIIB, OR IIIC WITH NONUNION	S82874N
DX_FRACTURE	FRACTURES	DX10	S82.874P	NONDISPLACED PILON FRACTURE OF RIGHT TIBIA, SUBSEQUENT ENCOUNTER FOR CLOSED FRACTURE WITH MALUNION	S82874P
DX_FRACTURE	FRACTURES	DX10	S82.874Q	NONDISPLACED PILON FRACTURE OF RIGHT TIBIA, SUBSEQUENT ENCOUNTER FOR OPEN FRACTURE TYPE I OR II WITH MALUNION	S82874Q
DX_FRACTURE	FRACTURES	DX10	S82.874R	NONDISPLACED PILON FRACTURE OF RIGHT TIBIA, SUBSEQUENT ENCOUNTER FOR OPEN FRACTURE TYPE IIIA, IIIB, OR IIIC WITH MALUNION	S82874R
DX_FRACTURE	FRACTURES	DX10	S82.874S	NONDISPLACED PILON FRACTURE OF RIGHT TIBIA, SEQUELA	S82874S
DX_FRACTURE	FRACTURES	DX10	S82.875	NONDISPLACED PILON FRACTURE OF LEFT TIBIA	S82875
DX_FRACTURE	FRACTURES	DX10	S82.875A	NONDISPLACED PILON FRACTURE OF LEFT TIBIA, INITIAL ENCOUNTER FOR CLOSED FRACTURE	S82875A
DX_FRACTURE	FRACTURES	DX10	S82.875B	NONDISPLACED PILON FRACTURE OF LEFT TIBIA, INITIAL ENCOUNTER FOR OPEN FRACTURE TYPE I OR II	S82875B
DX_FRACTURE	FRACTURES	DX10	S82.875C	NONDISPLACED PILON FRACTURE OF LEFT TIBIA, INITIAL ENCOUNTER FOR OPEN FRACTURE TYPE IIIA, IIIB, OR IIIC	S82875C
DX_FRACTURE	FRACTURES	DX10	S82.875D	NONDISPLACED PILON FRACTURE OF LEFT TIBIA, SUBSEQUENT ENCOUNTER FOR CLOSED FRACTURE WITH ROUTINE HEALING	S82875D
DX_FRACTURE	FRACTURES	DX10	S82.875E	NONDISPLACED PILON FRACTURE OF LEFT TIBIA, SUBSEQUENT ENCOUNTER FOR OPEN FRACTURE TYPE I OR II WITH ROUTINE HEALING	S82875E
DX_FRACTURE	FRACTURES	DX10	S82.875F	NONDISPLACED PILON FRACTURE OF LEFT TIBIA, SUBSEQUENT ENCOUNTER FOR OPEN FRACTURE TYPE IIIA, IIIB, OR IIIC WITH ROUTINE HEALING	S82875F
DX_FRACTURE	FRACTURES	DX10	S82.875G	NONDISPLACED PILON FRACTURE OF LEFT TIBIA, SUBSEQUENT ENCOUNTER FOR CLOSED FRACTURE WITH DELAYED HEALING	S82875G
DX_FRACTURE	FRACTURES	DX10	S82.875H	NONDISPLACED PILON FRACTURE OF LEFT TIBIA, SUBSEQUENT ENCOUNTER FOR OPEN FRACTURE TYPE I OR II WITH DELAYED HEALING	S82875H
DX_FRACTURE	FRACTURES	DX10	S82.875J	NONDISPLACED PILON FRACTURE OF LEFT TIBIA, SUBSEQUENT ENCOUNTER FOR OPEN FRACTURE TYPE IIIA, IIIB, OR IIIC WITH DELAYED HEALING	S82875J
DX_FRACTURE	FRACTURES	DX10	S82.875K	NONDISPLACED PILON FRACTURE OF LEFT TIBIA, SUBSEQUENT ENCOUNTER FOR CLOSED FRACTURE WITH NONUNION	S82875K
DX_FRACTURE	FRACTURES	DX10	S82.875M	NONDISPLACED PILON FRACTURE OF LEFT TIBIA, SUBSEQUENT ENCOUNTER FOR OPEN FRACTURE TYPE I OR II WITH NONUNION	S82875M
DX_FRACTURE	FRACTURES	DX10	S82.875N	NONDISPLACED PILON FRACTURE OF LEFT TIBIA, SUBSEQUENT ENCOUNTER FOR OPEN FRACTURE TYPE IIIA, IIIB, OR IIIC WITH NONUNION	S82875N
DX_FRACTURE	FRACTURES	DX10	S82.875P	NONDISPLACED PILON FRACTURE OF LEFT TIBIA, SUBSEQUENT ENCOUNTER FOR CLOSED FRACTURE WITH MALUNION	S82875P
DX_FRACTURE	FRACTURES	DX10	S82.875Q	NONDISPLACED PILON FRACTURE OF LEFT TIBIA, SUBSEQUENT ENCOUNTER FOR OPEN FRACTURE TYPE I OR II WITH MALUNION	S82875Q
DX_FRACTURE	FRACTURES	DX10	S82.875R	NONDISPLACED PILON FRACTURE OF LEFT TIBIA, SUBSEQUENT ENCOUNTER FOR OPEN FRACTURE TYPE IIIA, IIIB, OR IIIC WITH MALUNION	S82875R
DX_FRACTURE	FRACTURES	DX10	S82.875S	NONDISPLACED PILON FRACTURE OF LEFT TIBIA, SEQUELA	S82875S
DX_FRACTURE	FRACTURES	DX10	S82.876	NONDISPLACED PILON FRACTURE OF UNSPECIFIED TIBIA	S82876
DX_FRACTURE	FRACTURES	DX10	S82.876A	NONDISPLACED PILON FRACTURE OF UNSPECIFIED TIBIA, INITIAL ENCOUNTER FOR CLOSED FRACTURE	S82876A
DX_FRACTURE	FRACTURES	DX10	S82.876B	NONDISPLACED PILON FRACTURE OF UNSPECIFIED TIBIA, INITIAL ENCOUNTER FOR OPEN FRACTURE TYPE I OR II	S82876B
DX_FRACTURE	FRACTURES	DX10	S82.876C	NONDISPLACED PILON FRACTURE OF UNSPECIFIED TIBIA, INITIAL ENCOUNTER FOR OPEN FRACTURE TYPE IIIA, IIIB, OR IIIC	S82876C
DX_FRACTURE	FRACTURES	DX10	S82.876D	NONDISPLACED PILON FRACTURE OF UNSPECIFIED TIBIA, SUBSEQUENT ENCOUNTER FOR CLOSED FRACTURE WITH ROUTINE HEALING	S82876D
DX_FRACTURE	FRACTURES	DX10	S82.876E	NONDISPLACED PILON FRACTURE OF UNSPECIFIED TIBIA, SUBSEQUENT ENCOUNTER FOR OPEN FRACTURE TYPE I OR II WITH ROUTINE HEALING	S82876E
DX_FRACTURE	FRACTURES	DX10	S82.876F	NONDISPLACED PILON FRACTURE OF UNSPECIFIED TIBIA, SUBSEQUENT ENCOUNTER FOR OPEN FRACTURE TYPE IIIA, IIIB, OR IIIC WITH ROUTINE HEALING	S82876F
DX_FRACTURE	FRACTURES	DX10	S82.876G	NONDISPLACED PILON FRACTURE OF UNSPECIFIED TIBIA, SUBSEQUENT ENCOUNTER FOR CLOSED FRACTURE WITH DELAYED HEALING	S82876G
DX_FRACTURE	FRACTURES	DX10	S82.876H	NONDISPLACED PILON FRACTURE OF UNSPECIFIED TIBIA, SUBSEQUENT ENCOUNTER FOR OPEN FRACTURE TYPE I OR II WITH DELAYED HEALING	S82876H
DX_FRACTURE	FRACTURES	DX10	S82.876J	NONDISPLACED PILON FRACTURE OF UNSPECIFIED TIBIA, SUBSEQUENT ENCOUNTER FOR OPEN FRACTURE TYPE IIIA, IIIB, OR IIIC WITH DELAYED HEALING	S82876J
DX_FRACTURE	FRACTURES	DX10	S82.876K	NONDISPLACED PILON FRACTURE OF UNSPECIFIED TIBIA, SUBSEQUENT ENCOUNTER FOR CLOSED FRACTURE WITH NONUNION	S82876K

Boehringer Ingelheim
Statistical and Epidemiological Analysis Plan (SEAP) for Non-Interventional Study
(NIS)
BI Study Number 1245-0228

Proprietary confidential information © 2023 Boehringer Ingelheim International GmbH or one or more of its affiliated companies

DX_FRACTURE	FRACTURES	DX10	S82.876M	NONDISPLACED PILON FRACTURE OF UNSPECIFIED TIBIA, SUBSEQUENT ENCOUNTER FOR OPEN FRACTURE TYPE I OR II WITH NONUNION	S82876M
DX_FRACTURE	FRACTURES	DX10	S82.876N	NONDISPLACED PILON FRACTURE OF UNSPECIFIED TIBIA, SUBSEQUENT ENCOUNTER FOR OPEN FRACTURE TYPE IIIA, IIIB, OR IIIC WITH NONUNION	S82876N
DX_FRACTURE	FRACTURES	DX10	S82.876P	NONDISPLACED PILON FRACTURE OF UNSPECIFIED TIBIA, SUBSEQUENT ENCOUNTER FOR CLOSED FRACTURE WITH MALUNION	S82876P
DX_FRACTURE	FRACTURES	DX10	S82.876Q	NONDISPLACED PILON FRACTURE OF UNSPECIFIED TIBIA, SUBSEQUENT ENCOUNTER FOR OPEN FRACTURE TYPE I OR II WITH MALUNION	S82876Q
DX_FRACTURE	FRACTURES	DX10	S82.876R	NONDISPLACED PILON FRACTURE OF UNSPECIFIED TIBIA, SUBSEQUENT ENCOUNTER FOR OPEN FRACTURE TYPE IIIA, IIIB, OR IIIC WITH MALUNION	S82876R
DX_FRACTURE	FRACTURES	DX10	S82.876S	NONDISPLACED PILON FRACTURE OF UNSPECIFIED TIBIA, SEQUELA	S82876S
DX_FRACTURE	FRACTURES	DX10	S82.89	OTHER FRACTURES OF LOWER LEG	S8289
DX_FRACTURE	FRACTURES	DX10	S82.891	OTHER FRACTURE OF RIGHT LOWER LEG	S82891
DX_FRACTURE	FRACTURES	DX10	S82.891A	OTHER FRACTURE OF RIGHT LOWER LEG, INITIAL ENCOUNTER FOR CLOSED FRACTURE	S82891A
DX_FRACTURE	FRACTURES	DX10	S82.891B	OTHER FRACTURE OF RIGHT LOWER LEG, INITIAL ENCOUNTER FOR OPEN FRACTURE TYPE I OR II	S82891B
DX_FRACTURE	FRACTURES	DX10	S82.891C	OTHER FRACTURE OF RIGHT LOWER LEG, INITIAL ENCOUNTER FOR OPEN FRACTURE TYPE IIIA, IIIB, OR IIIC	S82891C
DX_FRACTURE	FRACTURES	DX10	S82.891D	OTHER FRACTURE OF RIGHT LOWER LEG, SUBSEQUENT ENCOUNTER FOR CLOSED FRACTURE WITH ROUTINE HEALING	S82891D
DX_FRACTURE	FRACTURES	DX10	S82.891E	OTHER FRACTURE OF RIGHT LOWER LEG, SUBSEQUENT ENCOUNTER FOR OPEN FRACTURE TYPE I OR II WITH ROUTINE HEALING	S82891E
DX_FRACTURE	FRACTURES	DX10	S82.891F	OTHER FRACTURE OF RIGHT LOWER LEG, SUBSEQUENT ENCOUNTER FOR OPEN FRACTURE TYPE IIIA, IIIB, OR IIIC WITH ROUTINE HEALING	S82891F
DX_FRACTURE	FRACTURES	DX10	S82.891G	OTHER FRACTURE OF RIGHT LOWER LEG, SUBSEQUENT ENCOUNTER FOR CLOSED FRACTURE WITH DELAYED HEALING	S82891G
DX_FRACTURE	FRACTURES	DX10	S82.891H	OTHER FRACTURE OF RIGHT LOWER LEG, SUBSEQUENT ENCOUNTER FOR OPEN FRACTURE TYPE I OR II WITH DELAYED HEALING	S82891H
DX_FRACTURE	FRACTURES	DX10	S82.891J	OTHER FRACTURE OF RIGHT LOWER LEG, SUBSEQUENT ENCOUNTER FOR OPEN FRACTURE TYPE IIIA, IIIB, OR IIIC WITH DELAYED HEALING	S82891J
DX_FRACTURE	FRACTURES	DX10	S82.891K	OTHER FRACTURE OF RIGHT LOWER LEG, SUBSEQUENT ENCOUNTER FOR CLOSED FRACTURE WITH NONUNION	S82891K
DX_FRACTURE	FRACTURES	DX10	S82.891M	OTHER FRACTURE OF RIGHT LOWER LEG, SUBSEQUENT ENCOUNTER FOR OPEN FRACTURE TYPE I OR II WITH NONUNION	S82891M
DX_FRACTURE	FRACTURES	DX10	S82.891N	OTHER FRACTURE OF RIGHT LOWER LEG, SUBSEQUENT ENCOUNTER FOR OPEN FRACTURE TYPE IIIA, IIIB, OR IIIC WITH NONUNION	S82891N
DX_FRACTURE	FRACTURES	DX10	S82.891P	OTHER FRACTURE OF RIGHT LOWER LEG, SUBSEQUENT ENCOUNTER FOR CLOSED FRACTURE WITH MALUNION	S82891P
DX_FRACTURE	FRACTURES	DX10	S82.891Q	OTHER FRACTURE OF RIGHT LOWER LEG, SUBSEQUENT ENCOUNTER FOR OPEN FRACTURE TYPE I OR II WITH MALUNION	S82891Q
DX_FRACTURE	FRACTURES	DX10	S82.891R	OTHER FRACTURE OF RIGHT LOWER LEG, SUBSEQUENT ENCOUNTER FOR OPEN FRACTURE TYPE IIIA, IIIB, OR IIIC WITH MALUNION	S82891R
DX_FRACTURE	FRACTURES	DX10	S82.891S	OTHER FRACTURE OF RIGHT LOWER LEG, SEQUELA	S82891S
DX_FRACTURE	FRACTURES	DX10	S82.892	OTHER FRACTURE OF LEFT LOWER LEG	S82892
DX_FRACTURE	FRACTURES	DX10	S82.892A	OTHER FRACTURE OF LEFT LOWER LEG, INITIAL ENCOUNTER FOR CLOSED FRACTURE	S82892A
DX_FRACTURE	FRACTURES	DX10	S82.892B	OTHER FRACTURE OF LEFT LOWER LEG, INITIAL ENCOUNTER FOR OPEN FRACTURE TYPE I OR II	S82892B
DX_FRACTURE	FRACTURES	DX10	S82.892C	OTHER FRACTURE OF LEFT LOWER LEG, INITIAL ENCOUNTER FOR OPEN FRACTURE TYPE IIIA, IIIB, OR IIIC	S82892C
DX_FRACTURE	FRACTURES	DX10	S82.892D	OTHER FRACTURE OF LEFT LOWER LEG, SUBSEQUENT ENCOUNTER FOR CLOSED FRACTURE WITH ROUTINE HEALING	S82892D
DX_FRACTURE	FRACTURES	DX10	S82.892E	OTHER FRACTURE OF LEFT LOWER LEG, SUBSEQUENT ENCOUNTER FOR OPEN FRACTURE TYPE I OR II WITH ROUTINE HEALING	S82892E
DX_FRACTURE	FRACTURES	DX10	S82.892F	OTHER FRACTURE OF LEFT LOWER LEG, SUBSEQUENT ENCOUNTER FOR OPEN FRACTURE TYPE IIIA, IIIB, OR IIIC WITH ROUTINE HEALING	S82892F
DX_FRACTURE	FRACTURES	DX10	S82.892G	OTHER FRACTURE OF LEFT LOWER LEG, SUBSEQUENT ENCOUNTER FOR CLOSED FRACTURE WITH DELAYED HEALING	S82892G
DX_FRACTURE	FRACTURES	DX10	S82.892H	OTHER FRACTURE OF LEFT LOWER LEG, SUBSEQUENT ENCOUNTER FOR OPEN FRACTURE TYPE I OR II WITH DELAYED HEALING	S82892H
DX_FRACTURE	FRACTURES	DX10	S82.892J	OTHER FRACTURE OF LEFT LOWER LEG, SUBSEQUENT ENCOUNTER FOR OPEN FRACTURE TYPE IIIA, IIIB, OR IIIC WITH DELAYED HEALING	S82892J
DX_FRACTURE	FRACTURES	DX10	S82.892K	OTHER FRACTURE OF LEFT LOWER LEG, SUBSEQUENT ENCOUNTER FOR CLOSED FRACTURE WITH NONUNION	S82892K
DX_FRACTURE	FRACTURES	DX10	S82.892M	OTHER FRACTURE OF LEFT LOWER LEG, SUBSEQUENT ENCOUNTER FOR OPEN FRACTURE TYPE I OR II WITH NONUNION	S82892M
DX_FRACTURE	FRACTURES	DX10	S82.892N	OTHER FRACTURE OF LEFT LOWER LEG, SUBSEQUENT ENCOUNTER FOR OPEN FRACTURE TYPE IIIA, IIIB, OR IIIC WITH NONUNION	S82892N
DX_FRACTURE	FRACTURES	DX10	S82.892P	OTHER FRACTURE OF LEFT LOWER LEG, SUBSEQUENT ENCOUNTER FOR CLOSED FRACTURE WITH MALUNION	S82892P
DX_FRACTURE	FRACTURES	DX10	S82.892Q	OTHER FRACTURE OF LEFT LOWER LEG, SUBSEQUENT ENCOUNTER FOR OPEN FRACTURE TYPE I OR II WITH MALUNION	S82892Q
DX_FRACTURE	FRACTURES	DX10	S82.892R	OTHER FRACTURE OF LEFT LOWER LEG, SUBSEQUENT ENCOUNTER FOR OPEN FRACTURE TYPE IIIA, IIIB, OR IIIC WITH MALUNION	S82892R
DX_FRACTURE	FRACTURES	DX10	S82.892S	OTHER FRACTURE OF LEFT LOWER LEG, SEQUELA	S82892S
DX_FRACTURE	FRACTURES	DX10	S82.899	OTHER FRACTURE OF UNSPECIFIED LOWER LEG	S82899
DX_FRACTURE	FRACTURES	DX10	S82.899A	OTHER FRACTURE OF UNSPECIFIED LOWER LEG, INITIAL ENCOUNTER FOR CLOSED FRACTURE	S82899A
DX_FRACTURE	FRACTURES	DX10	S82.899B	OTHER FRACTURE OF UNSPECIFIED LOWER LEG, INITIAL ENCOUNTER FOR OPEN FRACTURE TYPE I OR II	S82899B
DX_FRACTURE	FRACTURES	DX10	S82.899C	OTHER FRACTURE OF UNSPECIFIED LOWER LEG, INITIAL ENCOUNTER FOR OPEN FRACTURE TYPE IIIA, IIIB, OR IIIC	S82899C
DX_FRACTURE	FRACTURES	DX10	S82.899D	OTHER FRACTURE OF UNSPECIFIED LOWER LEG, SUBSEQUENT ENCOUNTER FOR CLOSED FRACTURE WITH ROUTINE HEALING	S82899D
DX_FRACTURE	FRACTURES	DX10	S82.899E	OTHER FRACTURE OF UNSPECIFIED LOWER LEG, SUBSEQUENT ENCOUNTER FOR OPEN FRACTURE TYPE I OR II WITH ROUTINE HEALING	S82899E
DX_FRACTURE	FRACTURES	DX10	S82.899F	OTHER FRACTURE OF UNSPECIFIED LOWER LEG, SUBSEQUENT ENCOUNTER FOR OPEN FRACTURE TYPE IIIA, IIIB, OR IIIC WITH ROUTINE HEALING	S82899F
DX_FRACTURE	FRACTURES	DX10	S82.899G	OTHER FRACTURE OF UNSPECIFIED LOWER LEG, SUBSEQUENT ENCOUNTER FOR CLOSED FRACTURE WITH DELAYED HEALING	S82899G
DX_FRACTURE	FRACTURES	DX10	S82.899H	OTHER FRACTURE OF UNSPECIFIED LOWER LEG, SUBSEQUENT ENCOUNTER FOR OPEN FRACTURE TYPE I OR II WITH DELAYED HEALING	S82899H
DX_FRACTURE	FRACTURES	DX10	S82.899J	OTHER FRACTURE OF UNSPECIFIED LOWER LEG, SUBSEQUENT ENCOUNTER FOR OPEN FRACTURE TYPE IIIA, IIIB, OR IIIC WITH DELAYED HEALING	S82899J
DX_FRACTURE	FRACTURES	DX10	S82.899K	OTHER FRACTURE OF UNSPECIFIED LOWER LEG, SUBSEQUENT ENCOUNTER FOR CLOSED FRACTURE WITH NONUNION	S82899K
DX_FRACTURE	FRACTURES	DX10	S82.899M	OTHER FRACTURE OF UNSPECIFIED LOWER LEG, SUBSEQUENT ENCOUNTER FOR OPEN FRACTURE TYPE I OR II WITH NONUNION	S82899M

Boehringer Ingelheim
Statistical and Epidemiological Analysis Plan (SEAP) for Non-Interventional Study
(NIS)
BI Study Number 1245-0228

Proprietary confidential information © 2023 Boehringer Ingelheim International GmbH or one or more of its affiliated companies

DX_FRACTURE	FRACTURES	DX10	S82.899N	OTHER FRACTURE OF UNSPECIFIED LOWER LEG, SUBSEQUENT ENCOUNTER FOR OPEN FRACTURE TYPE IIIA, IIIB, OR IIIC WITH NONUNION	S82899N
DX_FRACTURE	FRACTURES	DX10	S82.899P	OTHER FRACTURE OF UNSPECIFIED LOWER LEG, SUBSEQUENT ENCOUNTER FOR CLOSED FRACTURE WITH MALUNION	S82899P
DX_FRACTURE	FRACTURES	DX10	S82.899Q	OTHER FRACTURE OF UNSPECIFIED LOWER LEG, SUBSEQUENT ENCOUNTER FOR OPEN FRACTURE TYPE I OR II WITH MALUNION	S82899Q
DX_FRACTURE	FRACTURES	DX10	S82.899R	OTHER FRACTURE OF UNSPECIFIED LOWER LEG, SUBSEQUENT ENCOUNTER FOR OPEN FRACTURE TYPE IIIA, IIIB, OR IIIC WITH MALUNION	S82899R
DX_FRACTURE	FRACTURES	DX10	S82.899S	OTHER FRACTURE OF UNSPECIFIED LOWER LEG, SEQUELA	S82899S
DX_FRACTURE	FRACTURES	DX10	S82.9	UNSPECIFIED FRACTURE OF LOWER LEG	S829
DX_FRACTURE	FRACTURES	DX10	S82.90	UNSPECIFIED FRACTURE OF UNSPECIFIED LOWER LEG	S8290
DX_FRACTURE	FRACTURES	DX10	S82.90XA	UNSPECIFIED FRACTURE OF UNSPECIFIED LOWER LEG, INITIAL ENCOUNTER FOR CLOSED FRACTURE	S8290XA
DX_FRACTURE	FRACTURES	DX10	S82.90XB	UNSPECIFIED FRACTURE OF UNSPECIFIED LOWER LEG, INITIAL ENCOUNTER FOR OPEN FRACTURE TYPE I OR II	S8290XB
DX_FRACTURE	FRACTURES	DX10	S82.90XC	UNSPECIFIED FRACTURE OF UNSPECIFIED LOWER LEG, INITIAL ENCOUNTER FOR OPEN FRACTURE TYPE IIIA, IIIB, OR IIIC	S8290XC
DX_FRACTURE	FRACTURES	DX10	S82.90XD	UNSPECIFIED FRACTURE OF UNSPECIFIED LOWER LEG, SUBSEQUENT ENCOUNTER FOR CLOSED FRACTURE WITH ROUTINE HEALING	S8290XD
DX_FRACTURE	FRACTURES	DX10	S82.90XE	UNSPECIFIED FRACTURE OF UNSPECIFIED LOWER LEG, SUBSEQUENT ENCOUNTER FOR OPEN FRACTURE TYPE I OR II WITH ROUTINE HEALING	S8290XE
DX_FRACTURE	FRACTURES	DX10	S82.90XF	UNSPECIFIED FRACTURE OF UNSPECIFIED LOWER LEG, SUBSEQUENT ENCOUNTER FOR OPEN FRACTURE TYPE IIIA, IIIB, OR IIIC WITH ROUTINE HEALING	S8290XF
DX_FRACTURE	FRACTURES	DX10	S82.90XG	UNSPECIFIED FRACTURE OF UNSPECIFIED LOWER LEG, SUBSEQUENT ENCOUNTER FOR CLOSED FRACTURE WITH DELAYED HEALING	S8290XG
DX_FRACTURE	FRACTURES	DX10	S82.90XH	UNSPECIFIED FRACTURE OF UNSPECIFIED LOWER LEG, SUBSEQUENT ENCOUNTER FOR OPEN FRACTURE TYPE I OR II WITH DELAYED HEALING	S8290XH
DX_FRACTURE	FRACTURES	DX10	S82.90XJ	UNSPECIFIED FRACTURE OF UNSPECIFIED LOWER LEG, SUBSEQUENT ENCOUNTER FOR OPEN FRACTURE TYPE IIIA, IIIB, OR IIIC WITH DELAYED HEALING	S8290XJ
DX_FRACTURE	FRACTURES	DX10	S82.90XK	UNSPECIFIED FRACTURE OF UNSPECIFIED LOWER LEG, SUBSEQUENT ENCOUNTER FOR CLOSED FRACTURE WITH NONUNION	S8290XK
DX_FRACTURE	FRACTURES	DX10	S82.90XM	UNSPECIFIED FRACTURE OF UNSPECIFIED LOWER LEG, SUBSEQUENT ENCOUNTER FOR OPEN FRACTURE TYPE I OR II WITH NONUNION	S8290XM
DX_FRACTURE	FRACTURES	DX10	S82.90XN	UNSPECIFIED FRACTURE OF UNSPECIFIED LOWER LEG, SUBSEQUENT ENCOUNTER FOR OPEN FRACTURE TYPE IIIA, IIIB, OR IIIC WITH NONUNION	S8290XN
DX_FRACTURE	FRACTURES	DX10	S82.90XP	UNSPECIFIED FRACTURE OF UNSPECIFIED LOWER LEG, SUBSEQUENT ENCOUNTER FOR CLOSED FRACTURE WITH MALUNION	S8290XP
DX_FRACTURE	FRACTURES	DX10	S82.90XQ	UNSPECIFIED FRACTURE OF UNSPECIFIED LOWER LEG, SUBSEQUENT ENCOUNTER FOR OPEN FRACTURE TYPE I OR II WITH MALUNION	S8290XQ
DX_FRACTURE	FRACTURES	DX10	S82.90XR	UNSPECIFIED FRACTURE OF UNSPECIFIED LOWER LEG, SUBSEQUENT ENCOUNTER FOR OPEN FRACTURE TYPE IIIA, IIIB, OR IIIC WITH MALUNION	S8290XR
DX_FRACTURE	FRACTURES	DX10	S82.90XS	UNSPECIFIED FRACTURE OF UNSPECIFIED LOWER LEG, SEQUELA	S8290XS
DX_FRACTURE	FRACTURES	DX10	S82.91	UNSPECIFIED FRACTURE OF RIGHT LOWER LEG	S8291
DX_FRACTURE	FRACTURES	DX10	S82.91XA	UNSPECIFIED FRACTURE OF RIGHT LOWER LEG, INITIAL ENCOUNTER FOR CLOSED FRACTURE	S8291XA
DX_FRACTURE	FRACTURES	DX10	S82.91XB	UNSPECIFIED FRACTURE OF RIGHT LOWER LEG, INITIAL ENCOUNTER FOR OPEN FRACTURE TYPE I OR II	S8291XB
DX_FRACTURE	FRACTURES	DX10	S82.91XC	UNSPECIFIED FRACTURE OF RIGHT LOWER LEG, INITIAL ENCOUNTER FOR OPEN FRACTURE TYPE IIIA, IIIB, OR IIIC	S8291XC
DX_FRACTURE	FRACTURES	DX10	S82.91XD	UNSPECIFIED FRACTURE OF RIGHT LOWER LEG, SUBSEQUENT ENCOUNTER FOR CLOSED FRACTURE WITH ROUTINE HEALING	S8291XD
DX_FRACTURE	FRACTURES	DX10	S82.91XE	UNSPECIFIED FRACTURE OF RIGHT LOWER LEG, SUBSEQUENT ENCOUNTER FOR OPEN FRACTURE TYPE I OR II WITH ROUTINE HEALING	S8291XE
DX_FRACTURE	FRACTURES	DX10	S82.91XF	UNSPECIFIED FRACTURE OF RIGHT LOWER LEG, SUBSEQUENT ENCOUNTER FOR OPEN FRACTURE TYPE IIIA, IIIB, OR IIIC WITH ROUTINE HEALING	S8291XF
DX_FRACTURE	FRACTURES	DX10	S82.91XG	UNSPECIFIED FRACTURE OF RIGHT LOWER LEG, SUBSEQUENT ENCOUNTER FOR CLOSED FRACTURE WITH DELAYED HEALING	S8291XG
DX_FRACTURE	FRACTURES	DX10	S82.91XH	UNSPECIFIED FRACTURE OF RIGHT LOWER LEG, SUBSEQUENT ENCOUNTER FOR OPEN FRACTURE TYPE I OR II WITH DELAYED HEALING	S8291XH
DX_FRACTURE	FRACTURES	DX10	S82.91XJ	UNSPECIFIED FRACTURE OF RIGHT LOWER LEG, SUBSEQUENT ENCOUNTER FOR OPEN FRACTURE TYPE IIIA, IIIB, OR IIIC WITH DELAYED HEALING	S8291XJ
DX_FRACTURE	FRACTURES	DX10	S82.91XK	UNSPECIFIED FRACTURE OF RIGHT LOWER LEG, SUBSEQUENT ENCOUNTER FOR CLOSED FRACTURE WITH NONUNION	S8291XK
DX_FRACTURE	FRACTURES	DX10	S82.91XM	UNSPECIFIED FRACTURE OF RIGHT LOWER LEG, SUBSEQUENT ENCOUNTER FOR OPEN FRACTURE TYPE I OR II WITH NONUNION	S8291XM
DX_FRACTURE	FRACTURES	DX10	S82.91XN	UNSPECIFIED FRACTURE OF RIGHT LOWER LEG, SUBSEQUENT ENCOUNTER FOR OPEN FRACTURE TYPE IIIA, IIIB, OR IIIC WITH NONUNION	S8291XN
DX_FRACTURE	FRACTURES	DX10	S82.91XP	UNSPECIFIED FRACTURE OF RIGHT LOWER LEG, SUBSEQUENT ENCOUNTER FOR CLOSED FRACTURE WITH MALUNION	S8291XP
DX_FRACTURE	FRACTURES	DX10	S82.91XQ	UNSPECIFIED FRACTURE OF RIGHT LOWER LEG, SUBSEQUENT ENCOUNTER FOR OPEN FRACTURE TYPE I OR II WITH MALUNION	S8291XQ
DX_FRACTURE	FRACTURES	DX10	S82.91XR	UNSPECIFIED FRACTURE OF RIGHT LOWER LEG, SUBSEQUENT ENCOUNTER FOR OPEN FRACTURE TYPE IIIA, IIIB, OR IIIC WITH MALUNION	S8291XR
DX_FRACTURE	FRACTURES	DX10	S82.91XS	UNSPECIFIED FRACTURE OF RIGHT LOWER LEG, SEQUELA	S8291XS
DX_FRACTURE	FRACTURES	DX10	S82.92	UNSPECIFIED FRACTURE OF LEFT LOWER LEG	S8292
DX_FRACTURE	FRACTURES	DX10	S82.92XA	UNSPECIFIED FRACTURE OF LEFT LOWER LEG, INITIAL ENCOUNTER FOR CLOSED FRACTURE	S8292XA
DX_FRACTURE	FRACTURES	DX10	S82.92XB	UNSPECIFIED FRACTURE OF LEFT LOWER LEG, INITIAL ENCOUNTER FOR OPEN FRACTURE TYPE I OR II	S8292XB
DX_FRACTURE	FRACTURES	DX10	S82.92XC	UNSPECIFIED FRACTURE OF LEFT LOWER LEG, INITIAL ENCOUNTER FOR OPEN FRACTURE TYPE IIIA, IIIB, OR IIIC	S8292XC
DX_FRACTURE	FRACTURES	DX10	S82.92XD	UNSPECIFIED FRACTURE OF LEFT LOWER LEG, SUBSEQUENT ENCOUNTER FOR CLOSED FRACTURE WITH ROUTINE HEALING	S8292XD
DX_FRACTURE	FRACTURES	DX10	S82.92XE	UNSPECIFIED FRACTURE OF LEFT LOWER LEG, SUBSEQUENT ENCOUNTER FOR OPEN FRACTURE TYPE I OR II WITH ROUTINE HEALING	S8292XE
DX_FRACTURE	FRACTURES	DX10	S82.92XF	UNSPECIFIED FRACTURE OF LEFT LOWER LEG, SUBSEQUENT ENCOUNTER FOR OPEN FRACTURE TYPE IIIA, IIIB, OR IIIC WITH ROUTINE HEALING	S8292XF
DX_FRACTURE	FRACTURES	DX10	S82.92XG	UNSPECIFIED FRACTURE OF LEFT LOWER LEG, SUBSEQUENT ENCOUNTER FOR CLOSED FRACTURE WITH DELAYED HEALING	S8292XG
DX_FRACTURE	FRACTURES	DX10	S82.92XH	UNSPECIFIED FRACTURE OF LEFT LOWER LEG, SUBSEQUENT ENCOUNTER FOR OPEN FRACTURE TYPE I OR II WITH DELAYED HEALING	S8292XH
DX_FRACTURE	FRACTURES	DX10	S82.92XJ	UNSPECIFIED FRACTURE OF LEFT LOWER LEG, SUBSEQUENT ENCOUNTER FOR OPEN FRACTURE TYPE IIIA, IIIB, OR IIIC WITH DELAYED HEALING	S8292XJ
DX_FRACTURE	FRACTURES	DX10	S82.92XK	UNSPECIFIED FRACTURE OF LEFT LOWER LEG, SUBSEQUENT ENCOUNTER FOR CLOSED FRACTURE WITH NONUNION	S8292XK
DX_FRACTURE	FRACTURES	DX10	S82.92XM	UNSPECIFIED FRACTURE OF LEFT LOWER LEG, SUBSEQUENT ENCOUNTER FOR OPEN FRACTURE TYPE I OR II WITH NONUNION	S8292XM

Boehringer Ingelheim Statistical and Epidemiological Analysis Plan (SEAP) for Non-Interventional Study (NIS)

BI Study Number 1245-0228

c39712001-02

Proprietary confidential information © 2023 Boehringer Ingelheim International GmbH or one or more of its affiliated companies

DX_FRACTURE	FRACTURES	DX10	S82.92XN	UNSPECIFIED FRACTURE OF LEFT LOWER LEG, SUBSEQUENT ENCOUNTER FOR OPEN FRACTURE TYPE IIIA, IIB, OR IIC WITH NONUNION	S8292XN
DX_FRACTURE	FRACTURES	DX10	S82.92XP	UNSPECIFIED FRACTURE OF LEFT LOWER LEG, SUBSEQUENT ENCOUNTER FOR CLOSED FRACTURE WITH MALUNION	S8292XP
DX_FRACTURE	FRACTURES	DX10	S82.92XQ	UNSPECIFIED FRACTURE OF LEFT LOWER LEG, SUBSEQUENT ENCOUNTER FOR OPEN FRACTURE TYPE I OR II WITH MALUNION	S8292XQ
DX_FRACTURE	FRACTURES	DX10	S82.92XR	UNSPECIFIED FRACTURE OF LEFT LOWER LEG, SUBSEQUENT ENCOUNTER FOR OPEN FRACTURE TYPE IIIA, IIB, OR IIC WITH MALUNION	S8292XR
DX_FRACTURE	FRACTURES	DX10	S82.92XS	UNSPECIFIED FRACTURE OF LEFT LOWER LEG, SEQUELA	S8292XS
DX_FRACTURE	FRACTURES	DX10	287.310	PERSONAL HISTORY OF (HEALED) OSTEOPOROSIS FRACTURE	287310
DX_FRACTURE	FRACTURES	DX10	287.311	PERSONAL HISTORY OF (HEALED) OTHER PATHOLOGICAL FRACTURE	287311
DX_FRACTURE	FRACTURES	DX10	287.312	PERSONAL HISTORY OF (HEALED) STRESS FRACTURE	287312
DX_GEN_MYC	GENITAL MYCOTIC INFECTION	DX09	112.1	CANDIDIASIS OF VULVA AND VAGINA	1121
DX_GEN_MYC	GENITAL MYCOTIC INFECTION	DX09	112.2	CANDIDIASIS OF OTHER UROGENITAL SITES	1122
DX_GEN_MYC	GENITAL MYCOTIC INFECTION	DX09	601.4	PROSTATITIS IN DISEASES CLASSIFIED ELSEWHERE	6014
DX_GEN_MYC	GENITAL MYCOTIC INFECTION	DX09	604.91	ORCHITIS AND EPIDIDYMITIS IN DISEASES CLASSIFIED ELSEWHERE	60491
DX_GEN_MYC	GENITAL MYCOTIC INFECTION	DX09	607.1	BALANOPSTITIS	6071
DX_GEN_MYC	GENITAL MYCOTIC INFECTION	DX09	607.2	OTHER INFLAMMATORY DISORDERS OF PENIS	6072
DX_GEN_MYC	GENITAL MYCOTIC INFECTION	DX09	608.4	OTHER INFLAMMATORY DISORDERS OF MALE GENITAL ORGANS	6084
DX_GEN_MYC	GENITAL MYCOTIC INFECTION	DX09	608.81	DISORDERS OF MALE GENITAL ORGANS IN DISEASES CLASSIFIED ELSEWHERE	60881
DX_GEN_MYC	GENITAL MYCOTIC INFECTION	DX09	616.1	VAGINITIS AND VULVOVAGINITIS	6161
DX_GEN_MYC	GENITAL MYCOTIC INFECTION	DX09	616.10	VAGINITIS AND VULVOVAGINITIS, UNSPECIFIED	61610
DX_GEN_MYC	GENITAL MYCOTIC INFECTION	DX09	616.11	VAGINITIS AND VULVOVAGINITIS IN DISEASES CLASSIFIED ELSEWHERE	61611
DX_GEN_MYC	GENITAL MYCOTIC INFECTION	DX09	616.51	ULCERATION OF VULVA IN DISEASES CLASSIFIED ELSEWHERE	61651
DX_GEN_MYC	GENITAL MYCOTIC INFECTION	DX10	B37.3	CANDIDIASIS OF VULVA AND VAGINA	B373
DX_GEN_MYC	GENITAL MYCOTIC INFECTION	DX10	B37.4	CANDIDIASIS OF OTHER UROGENITAL SITES	B374
DX_GEN_MYC	GENITAL MYCOTIC INFECTION	DX10	B37.41	CANDIDAL CYSTITIS AND URETHRITIS	B3741
DX_GEN_MYC	GENITAL MYCOTIC INFECTION	DX10	B37.42	CANDIDAL BALANITIS	B3742
DX_GEN_MYC	GENITAL MYCOTIC INFECTION	DX10	B37.49	OTHER UROGENITAL CANDIDIASIS	B3749
DX_GEN_MYC	GENITAL MYCOTIC INFECTION	DX10	N48.1	BALANITIS	N481
DX_GEN_MYC	GENITAL MYCOTIC INFECTION	DX10	N48.2	OTHER INFLAMMATORY DISORDERS OF PENIS	N482
DX_GEN_MYC	GENITAL MYCOTIC INFECTION	DX10	N48.21	ABSCESS OF CORPUS CAVERNOSUM AND PENIS	N4821
DX_GEN_MYC	GENITAL MYCOTIC INFECTION	DX10	N48.22	CELLULITIS OF CORPUS CAVERNOSUM AND PENIS	N4822
DX_GEN_MYC	GENITAL MYCOTIC INFECTION	DX10	N48.29	OTHER INFLAMMATORY DISORDERS OF PENIS	N4829
DX_GEN_MYC	GENITAL MYCOTIC INFECTION	DX10	N49.8	INFLAMMATORY DISORDERS OF OTHER SPECIFIED MALE GENITAL ORGANS	N498
DX_GEN_MYC	GENITAL MYCOTIC INFECTION	DX10	N51	DISORDERS OF MALE GENITAL ORGANS IN DISEASES CLASSIFIED ELSEWHERE	N51
DX_GEN_MYC	GENITAL MYCOTIC INFECTION	DX10	N76	OTHER INFLAMMATION OF VAGINA AND VULVA	N76
DX_GEN_MYC	GENITAL MYCOTIC INFECTION	DX10	N76.0	ACUTE VAGINITIS	N760
DX_GEN_MYC	GENITAL MYCOTIC INFECTION	DX10	N76.1	SUBACUTE AND CHRONIC VAGINITIS	N761
DX_GEN_MYC	GENITAL MYCOTIC INFECTION	DX10	N76.2	ACUTE VULVITIS	N762
DX_GEN_MYC	GENITAL MYCOTIC INFECTION	DX10	N76.3	SUBACUTE AND CHRONIC VULVITIS	N763
DX_GEN_MYC	GENITAL MYCOTIC INFECTION	DX10	N76.4	ABSCESS OF VULVA	N764
DX_GEN_MYC	GENITAL MYCOTIC INFECTION	DX10	N76.5	ULCERATION OF VAGINA	N765
DX_GEN_MYC	GENITAL MYCOTIC INFECTION	DX10	N76.6	ULCERATION OF VULVA	N766
DX_GEN_MYC	GENITAL MYCOTIC INFECTION	DX10	N76.8	OTHER SPECIFIED INFLAMMATION OF VAGINA AND VULVA	N768
DX_GEN_MYC	GENITAL MYCOTIC INFECTION	DX10	N76.81	MUCOSITIS (ULCERATIVE) OF VAGINA AND VULVA	N7681
DX_GEN_MYC	GENITAL MYCOTIC INFECTION	DX10	N76.89	OTHER SPECIFIED INFLAMMATION OF VAGINA AND VULVA	N7689
DX_GEN_MYC	GENITAL MYCOTIC INFECTION	DX10	N77.0	ULCERATION OF VULVA IN DISEASES CLASSIFIED ELSEWHERE	N770
DX_GEN_MYC	GENITAL MYCOTIC INFECTION	DX10	N77.1	VAGINITIS, VULVITIS AND VULVOVAGINITIS IN DISEASES CLASSIFIED ELSEWHERE	N771
DX_HF	HEART FAILURE	DX09	402.01	MALIGNANT HYPERTENSIVE HEART DISEASE WITH HEART FAILURE	40201
DX_HF	HEART FAILURE	DX09	402.11	BENIGN HYPERTENSIVE HEART DISEASE WITH HEART FAILURE	40211
DX_HF	HEART FAILURE	DX09	402.91	UNSPECIFIED HYPERTENSIVE HEART DISEASE WITH HEART FAILURE	40291
DX_HF	HEART FAILURE	DX09	404.01	HYPERTENSIVE HEART AND CHRONIC KIDNEY DISEASE, MALIGNANT, WITH HEART FAILURE AND WITH CHRONIC KIDNEY DISEASE STAGE I THROUGH STAGE IV, OR UNSPECIFIED	40401
DX_HF	HEART FAILURE	DX09	404.03	HYPERTENSIVE HEART AND CHRONIC KIDNEY DISEASE, MALIGNANT, WITH HEART FAILURE AND WITH CHRONIC KIDNEY DISEASE STAGE V OR END STAGE RENAL DISEASE	40403
DX_HF	HEART FAILURE	DX09	404.11	HYPERTENSIVE HEART AND CHRONIC KIDNEY DISEASE, BENIGN, WITH HEART FAILURE AND WITH CHRONIC KIDNEY DISEASE STAGE I THROUGH STAGE IV, OR UNSPECIFIED	40411
DX_HF	HEART FAILURE	DX09	404.13	HYPERTENSIVE HEART AND CHRONIC KIDNEY DISEASE, BENIGN, WITH HEART FAILURE AND CHRONIC KIDNEY DISEASE STAGE V OR END STAGE RENAL DISEASE	40413
DX_HF	HEART FAILURE	DX09	404.91	HYPERTENSIVE HEART AND CHRONIC KIDNEY DISEASE, UNSPECIFIED, WITH HEART FAILURE AND WITH CHRONIC KIDNEY DISEASE STAGE I THROUGH STAGE IV, OR UNSPECIFIED	40491
DX_HF	HEART FAILURE	DX09	404.93	HYPERTENSIVE HEART AND CHRONIC KIDNEY DISEASE, UNSPECIFIED, WITH HEART FAILURE AND CHRONIC KIDNEY DISEASE STAGE V OR END STAGE RENAL DISEASE	40493
DX_HF	HEART FAILURE	DX09	428	HEART FAILURE	428
DX_HF	HEART FAILURE	DX09	428.0	CONGESTIVE HEART FAILURE, UNSPECIFIED	4280
DX_HF	HEART FAILURE	DX09	428.1	LEFT HEART FAILURE	4281
DX_HF	HEART FAILURE	DX09	428.2	SYSTOLIC HEART FAILURE	4282
DX_HF	HEART FAILURE	DX09	428.20	SYSTOLIC HEART FAILURE, UNSPECIFIED	42820
DX_HF	HEART FAILURE	DX09	428.21	ACUTE SYSTOLIC HEART FAILURE	42821
DX_HF	HEART FAILURE	DX09	428.22	CHRONIC SYSTOLIC HEART FAILURE	42822
DX_HF	HEART FAILURE	DX09	428.23	ACUTE ON CHRONIC SYSTOLIC HEART FAILURE	42823
DX_HF	HEART FAILURE	DX09	428.3	DIASTOLIC HEART FAILURE	4283
DX_HF	HEART FAILURE	DX09	428.30	DIASTOLIC HEART FAILURE, UNSPECIFIED	42830
DX_HF	HEART FAILURE	DX09	428.31	ACUTE DIASTOLIC HEART FAILURE	42831
DX_HF	HEART FAILURE	DX09	428.32	CHRONIC DIASTOLIC HEART FAILURE	42832
DX_HF	HEART FAILURE	DX09	428.33	ACUTE ON CHRONIC DIASTOLIC HEART FAILURE	42833
DX_HF	HEART FAILURE	DX09	428.4	COMBINED SYSTOLIC AND DIASTOLIC HEART FAILURE	4284
DX_HF	HEART FAILURE	DX09	428.40	COMBINED SYSTOLIC AND DIASTOLIC HEART FAILURE, UNSPECIFIED	42840
DX_HF	HEART FAILURE	DX09	428.41	ACUTE COMBINED SYSTOLIC AND DIASTOLIC HEART FAILURE	42841
DX_HF	HEART FAILURE	DX09	428.42	CHRONIC COMBINED SYSTOLIC AND DIASTOLIC HEART FAILURE	42842
DX_HF	HEART FAILURE	DX09	428.43	ACUTE ON CHRONIC COMBINED SYSTOLIC AND DIASTOLIC HEART FAILURE	42843
DX_HF	HEART FAILURE	DX09	428.9	HEART FAILURE, UNSPECIFIED	4289
DX_HF	HEART FAILURE	DX10	I11.0	HYPERTENSIVE HEART DISEASE WITH HEART FAILURE	I110
DX_HF	HEART FAILURE	DX10	I13.0	HYPERTENSIVE HEART AND CHRONIC KIDNEY DISEASE WITH HEART FAILURE AND STAGE 1 THROUGH STAGE 4 CHRONIC KIDNEY DISEASE, OR UNSPECIFIED CHRONIC KIDNEY DISEASE	I130
DX_HF	HEART FAILURE	DX10	I13.2	HYPERTENSIVE HEART AND CHRONIC KIDNEY DISEASE WITH HEART FAILURE AND WITH STAGE 5 CHRONIC KIDNEY DISEASE, OR END STAGE RENAL DISEASE	I132
DX_HF	HEART FAILURE	DX10	I50	HEART FAILURE	I50
DX_HF	HEART FAILURE	DX10	I50.1	LEFT VENTRICULAR FAILURE, UNSPECIFIED	I501
DX_HF	HEART FAILURE	DX10	I50.2	SYSTOLIC (CONGESTIVE) HEART FAILURE	I502
DX_HF	HEART FAILURE	DX10	I50.20	UNSPECIFIED SYSTOLIC (CONGESTIVE) HEART FAILURE	I5020
DX_HF	HEART FAILURE	DX10	I50.21	ACUTE SYSTOLIC (CONGESTIVE) HEART FAILURE	I5021
DX_HF	HEART FAILURE	DX10	I50.22	CHRONIC SYSTOLIC (CONGESTIVE) HEART FAILURE	I5022
DX_HF	HEART FAILURE	DX10	I50.23	ACUTE ON CHRONIC SYSTOLIC (CONGESTIVE) HEART FAILURE	I5023
DX_HF	HEART FAILURE	DX10	I50.3	DIASTOLIC (CONGESTIVE) HEART FAILURE	I503
DX_HF	HEART FAILURE	DX10	I50.30	UNSPECIFIED DIASTOLIC (CONGESTIVE) HEART FAILURE	I5030
DX_HF	HEART FAILURE	DX10	I50.31	ACUTE DIASTOLIC (CONGESTIVE) HEART FAILURE	I5031
DX_HF	HEART FAILURE	DX10	I50.32	CHRONIC DIASTOLIC (CONGESTIVE) HEART FAILURE	I5032
DX_HF	HEART FAILURE	DX10	I50.33	ACUTE ON CHRONIC DIASTOLIC (CONGESTIVE) HEART FAILURE	I5033

Boehringer Ingelheim
Statistical and Epidemiological Analysis Plan (SEAP) for Non-Interventional Study
(NIS)
BI Study Number 1245-0228

Proprietary confidential information © 2023 Boehringer Ingelheim International GmbH or one or more of its affiliated companies

DX_HF	HEART FAILURE	DX10	IS0.4	COMBINED SYSTOLIC (CONGESTIVE) AND DIASTOLIC (CONGESTIVE) HEART FAILURE	IS04
DX_HF	HEART FAILURE	DX10	IS0.40	UNSPECIFIED COMBINED SYSTOLIC (CONGESTIVE) AND DIASTOLIC (CONGESTIVE) HEART FAILURE	IS040
DX_HF	HEART FAILURE	DX10	IS0.41	ACUTE COMBINED SYSTOLIC (CONGESTIVE) AND DIASTOLIC (CONGESTIVE) HEART FAILURE	IS041
DX_HF	HEART FAILURE	DX10	IS0.42	CHRONIC COMBINED SYSTOLIC (CONGESTIVE) AND DIASTOLIC (CONGESTIVE) HEART FAILURE	IS042
DX_HF	HEART FAILURE	DX10	IS0.43	ACUTE ON CHRONIC COMBINED SYSTOLIC (CONGESTIVE) AND DIASTOLIC (CONGESTIVE) HEART FAILURE	IS043
DX_HF	HEART FAILURE	DX10	IS0.8	OTHER HEART FAILURE	IS08
DX_HF	HEART FAILURE	DX10	IS0.81	RIGHT HEART FAILURE	IS081
DX_HF	HEART FAILURE	DX10	IS0.810	RIGHT HEART FAILURE, UNSPECIFIED	IS0810
DX_HF	HEART FAILURE	DX10	IS0.811	ACUTE RIGHT HEART FAILURE	IS0811
DX_HF	HEART FAILURE	DX10	IS0.812	CHRONIC RIGHT HEART FAILURE	IS0812
DX_HF	HEART FAILURE	DX10	IS0.813	ACUTE ON CHRONIC RIGHT HEART FAILURE	IS0813
DX_HF	HEART FAILURE	DX10	IS0.814	RIGHT HEART FAILURE DUE TO LEFT HEART FAILURE	IS0814
DX_HF	HEART FAILURE	DX10	IS0.82	BIVENTRICULAR HEART FAILURE	IS082
DX_HF	HEART FAILURE	DX10	IS0.83	HIGH OUTPUT HEART FAILURE	IS083
DX_HF	HEART FAILURE	DX10	IS0.84	END STAGE HEART FAILURE	IS084
DX_HF	HEART FAILURE	DX10	IS0.89	OTHER HEART FAILURE	IS089
DX_HF	HEART FAILURE	DX10	IS0.9	HEART FAILURE, UNSPECIFIED	IS09
DX_HTN	HYPERTENSION	DX09	401	ESSENTIAL HYPERTENSION	401
DX_HTN	HYPERTENSION	DX09	401.0	MALIGNANT ESSENTIAL HYPERTENSION	4010
DX_HTN	HYPERTENSION	DX09	401.1	BENIGN ESSENTIAL HYPERTENSION	4011
DX_HTN	HYPERTENSION	DX09	401.9	UNSPECIFIED ESSENTIAL HYPERTENSION	4019
DX_HTN	HYPERTENSION	DX09	402	HYPERTENSIVE HEART DISEASE	402
DX_HTN	HYPERTENSION	DX09	402.0	MALIGNANT HYPERTENSIVE HEART DISEASE	4020
DX_HTN	HYPERTENSION	DX09	402.00	MALIGNANT HYPERTENSIVE HEART DISEASE WITHOUT HEART FAILURE	40200
DX_HTN	HYPERTENSION	DX09	402.01	MALIGNANT HYPERTENSIVE HEART DISEASE WITH HEART FAILURE	40201
DX_HTN	HYPERTENSION	DX09	402.1	BENIGN HYPERTENSIVE HEART DISEASE	4021
DX_HTN	HYPERTENSION	DX09	402.10	BENIGN HYPERTENSIVE HEART DISEASE WITHOUT HEART FAILURE	40210
DX_HTN	HYPERTENSION	DX09	402.11	BENIGN HYPERTENSIVE HEART DISEASE WITH HEART FAILURE	40211
DX_HTN	HYPERTENSION	DX09	402.9	UNSPECIFIED HYPERTENSIVE HEART DISEASE	4029
DX_HTN	HYPERTENSION	DX09	402.90	UNSPECIFIED HYPERTENSIVE HEART DISEASE WITHOUT HEART FAILURE	40290
DX_HTN	HYPERTENSION	DX09	402.91	UNSPECIFIED HYPERTENSIVE HEART DISEASE WITH HEART FAILURE	40291
DX_HTN	HYPERTENSION	DX09	403	HYPERTENSIVE CHRONIC KIDNEY DISEASE	403
DX_HTN	HYPERTENSION	DX09	403.0	HYPERTENSIVE CHRONIC KIDNEY DISEASE, MALIGNANT	4030
DX_HTN	HYPERTENSION	DX09	403.00	HYPERTENSIVE CHRONIC KIDNEY DISEASE, MALIGNANT, WITH CHRONIC KIDNEY DISEASE STAGE I THROUGH STAGE IV, OR UNSPECIFIED	40300
DX_HTN	HYPERTENSION	DX09	403.01	HYPERTENSIVE CHRONIC KIDNEY DISEASE, MALIGNANT, WITH CHRONIC KIDNEY DISEASE STAGE V OR END STAGE RENAL DISEASE	40301
DX_HTN	HYPERTENSION	DX09	403.1	HYPERTENSIVE RENAL DISEASE, BENIGN	4031
DX_HTN	HYPERTENSION	DX09	403.10	HYPERTENSIVE CHRONIC KIDNEY DISEASE, BENIGN, WITH CHRONIC KIDNEY DISEASE STAGE I THROUGH STAGE IV, OR UNSPECIFIED	40310
DX_HTN	HYPERTENSION	DX09	403.11	HYPERTENSIVE CHRONIC KIDNEY DISEASE, BENIGN, WITH CHRONIC KIDNEY DISEASE STAGE V OR END STAGE RENAL DISEASE	40311
DX_HTN	HYPERTENSION	DX09	403.9	HYPERTENSIVE RENAL DISEASE, UNSPECIFIED	4039
DX_HTN	HYPERTENSION	DX09	403.90	HYPERTENSIVE CHRONIC KIDNEY DISEASE, UNSPECIFIED, WITH CHRONIC KIDNEY DISEASE STAGE I THROUGH STAGE IV, OR UNSPECIFIED	40390
DX_HTN	HYPERTENSION	DX09	403.91	HYPERTENSIVE CHRONIC KIDNEY DISEASE, UNSPECIFIED, WITH CHRONIC KIDNEY DISEASE STAGE V OR END STAGE RENAL DISEASE	40391
DX_HTN	HYPERTENSION	DX09	404	HYPERTENSIVE HEART AND CHRONIC KIDNEY DISEASE	404
DX_HTN	HYPERTENSION	DX09	404.0	HYPERTENSIVE HEART AND CHRONIC KIDNEY DISEASE, MALIGNANT	4040
DX_HTN	HYPERTENSION	DX09	404.00	HYPERTENSIVE HEART AND CHRONIC KIDNEY DISEASE, MALIGNANT, WITHOUT HEART FAILURE AND WITH CHRONIC KIDNEY DISEASE STAGE I THROUGH STAGE IV, OR UNSPECIFIED	40400
DX_HTN	HYPERTENSION	DX09	404.01	HYPERTENSIVE HEART AND CHRONIC KIDNEY DISEASE, MALIGNANT, WITH HEART FAILURE AND WITH CHRONIC KIDNEY DISEASE STAGE I THROUGH STAGE IV, OR UNSPECIFIED	40401
DX_HTN	HYPERTENSION	DX09	404.02	HYPERTENSIVE HEART AND CHRONIC KIDNEY DISEASE, MALIGNANT, WITHOUT HEART FAILURE AND WITH CHRONIC KIDNEY DISEASE STAGE V OR END STAGE RENAL DISEASE	40402
DX_HTN	HYPERTENSION	DX09	404.03	HYPERTENSIVE HEART AND CHRONIC KIDNEY DISEASE, MALIGNANT, WITH HEART FAILURE AND WITH CHRONIC KIDNEY DISEASE STAGE V OR END STAGE RENAL DISEASE	40403
DX_HTN	HYPERTENSION	DX09	404.1	HYPERTENSIVE HEART AND RENAL DISEASE, BENIGN	4041
DX_HTN	HYPERTENSION	DX09	404.10	HYPERTENSIVE HEART AND CHRONIC KIDNEY DISEASE, BENIGN, WITHOUT HEART FAILURE AND WITH CHRONIC KIDNEY DISEASE STAGE I THROUGH STAGE IV, OR UNSPECIFIED	40410
DX_HTN	HYPERTENSION	DX09	404.11	HYPERTENSIVE HEART AND CHRONIC KIDNEY DISEASE, BENIGN, WITH HEART FAILURE AND WITH CHRONIC KIDNEY DISEASE STAGE I THROUGH STAGE IV, OR UNSPECIFIED	40411
DX_HTN	HYPERTENSION	DX09	404.12	HYPERTENSIVE HEART AND CHRONIC KIDNEY DISEASE, BENIGN, WITHOUT HEART FAILURE AND WITH CHRONIC KIDNEY DISEASE STAGE V OR END STAGE RENAL DISEASE	40412
DX_HTN	HYPERTENSION	DX09	404.13	HYPERTENSIVE HEART AND CHRONIC KIDNEY DISEASE, BENIGN, WITH HEART FAILURE AND CHRONIC KIDNEY DISEASE STAGE V OR END STAGE RENAL DISEASE	40413
DX_HTN	HYPERTENSION	DX09	404.9	HYPERTENSIVE HEART AND RENAL DISEASE, UNSPECIFIED	4049
DX_HTN	HYPERTENSION	DX09	404.90	HYPERTENSIVE HEART AND CHRONIC KIDNEY DISEASE, UNSPECIFIED, WITHOUT HEART FAILURE AND WITH CHRONIC KIDNEY DISEASE STAGE I THROUGH STAGE IV, OR UNSPECIFIED	40490
DX_HTN	HYPERTENSION	DX09	404.91	HYPERTENSIVE HEART AND CHRONIC KIDNEY DISEASE, UNSPECIFIED, WITH HEART FAILURE AND WITH CHRONIC KIDNEY DISEASE STAGE I THROUGH STAGE IV, OR UNSPECIFIED	40491
DX_HTN	HYPERTENSION	DX09	404.92	HYPERTENSIVE HEART AND CHRONIC KIDNEY DISEASE, UNSPECIFIED, WITHOUT HEART FAILURE AND WITH CHRONIC KIDNEY DISEASE STAGE V OR END STAGE RENAL DISEASE	40492
DX_HTN	HYPERTENSION	DX09	404.93	HYPERTENSIVE HEART AND CHRONIC KIDNEY DISEASE, UNSPECIFIED, WITH HEART FAILURE AND WITH CHRONIC KIDNEY DISEASE STAGE V OR END STAGE RENAL DISEASE	40493
DX_HTN	HYPERTENSION	DX09	405	SECONDARY HYPERTENSION	405
DX_HTN	HYPERTENSION	DX09	405.0	MALIGNANT SECONDARY HYPERTENSION	4050
DX_HTN	HYPERTENSION	DX09	405.01	MALIGNANT RENOVASCULAR HYPERTENSION	40501
DX_HTN	HYPERTENSION	DX09	405.09	OTHER MALIGNANT SECONDARY HYPERTENSION	40509
DX_HTN	HYPERTENSION	DX09	405.1	BENIGN SECONDARY HYPERTENSION	4051
DX_HTN	HYPERTENSION	DX09	405.11	BENIGN RENOVASCULAR HYPERTENSION	40511
DX_HTN	HYPERTENSION	DX09	405.19	OTHER BENIGN SECONDARY HYPERTENSION	40519
DX_HTN	HYPERTENSION	DX09	405.9	UNSPECIFIED SECONDARY HYPERTENSION	4059
DX_HTN	HYPERTENSION	DX09	405.91	UNSPECIFIED RENOVASCULAR HYPERTENSION	40591
DX_HTN	HYPERTENSION	DX09	405.99	OTHER UNSPECIFIED SECONDARY HYPERTENSION	40599
DX_HTN	HYPERTENSION	DX10	I10	ESSENTIAL (PRIMARY) HYPERTENSION	I10
DX_HTN	HYPERTENSION	DX10	I11	HYPERTENSIVE HEART DISEASE	I11
DX_HTN	HYPERTENSION	DX10	I11.0	HYPERTENSIVE HEART DISEASE WITH HEART FAILURE	I110
DX_HTN	HYPERTENSION	DX10	I11.9	HYPERTENSIVE HEART DISEASE WITHOUT HEART FAILURE	I119
DX_HTN	HYPERTENSION	DX10	I12	HYPERTENSIVE CHRONIC KIDNEY DISEASE	I12
DX_HTN	HYPERTENSION	DX10	I12.0	HYPERTENSIVE CHRONIC KIDNEY DISEASE WITH STAGE 5 CHRONIC KIDNEY DISEASE OR END STAGE RENAL DISEASE	I120
DX_HTN	HYPERTENSION	DX10	I12.9	HYPERTENSIVE CHRONIC KIDNEY DISEASE WITH STAGE 1 THROUGH STAGE 4 CHRONIC KIDNEY DISEASE, OR UNSPECIFIED CHRONIC KIDNEY DISEASE	I129
DX_HTN	HYPERTENSION	DX10	I13	HYPERTENSIVE HEART AND CHRONIC KIDNEY DISEASE	I13

Boehringer Ingelheim
Statistical and Epidemiological Analysis Plan (SEAP) for Non-Interventional Study
(NIS)
BI Study Number 1245-0228

Proprietary confidential information © 2023 Boehringer Ingelheim International GmbH or one or more of its affiliated companies

DX_HTN	HYPERTENSION	DX10	I13.0	HYPERTENSIVE HEART AND CHRONIC KIDNEY DISEASE WITH HEART FAILURE AND STAGE 1 THROUGH STAGE 4 CHRONIC KIDNEY DISEASE, OR UNSPECIFIED CHRONIC KIDNEY DISEASE	I130
DX_HTN	HYPERTENSION	DX10	I13.1	HYPERTENSIVE HEART AND CHRONIC KIDNEY DISEASE WITHOUT HEART FAILURE	I131
DX_HTN	HYPERTENSION	DX10	I13.10	HYPERTENSIVE HEART AND CHRONIC KIDNEY DISEASE WITHOUT HEART FAILURE, WITH STAGE 1 THROUGH STAGE 4 CHRONIC KIDNEY DISEASE, OR UNSPECIFIED CHRONIC KIDNEY DISEASE	I1310
DX_HTN	HYPERTENSION	DX10	I13.11	HYPERTENSIVE HEART AND CHRONIC KIDNEY DISEASE WITHOUT HEART FAILURE, WITH STAGE 5 CHRONIC KIDNEY DISEASE, OR END STAGE RENAL DISEASE	I1311
DX_HTN	HYPERTENSION	DX10	I13.2	HYPERTENSIVE HEART AND CHRONIC KIDNEY DISEASE WITH HEART FAILURE AND WITH STAGE 5 CHRONIC KIDNEY DISEASE, OR END STAGE RENAL DISEASE	I132
DX_HTN	HYPERTENSION	DX10	I15	SECONDARY HYPERTENSION	I15
DX_HTN	HYPERTENSION	DX10	I15.0	RENOVASCULAR HYPERTENSION	I150
DX_HTN	HYPERTENSION	DX10	I15.1	HYPERTENSION SECONDARY TO OTHER RENAL DISORDERS	I151
DX_HTN	HYPERTENSION	DX10	I15.2	HYPERTENSION SECONDARY TO ENDOCRINE DISORDERS	I152
DX_HTN	HYPERTENSION	DX10	I15.8	OTHER SECONDARY HYPERTENSION	I158
DX_HTN	HYPERTENSION	DX10	I15.9	SECONDARY HYPERTENSION, UNSPECIFIED	I159
DX_HTN_NEPHRO	HYPERTENSIVE NEPHROPATHY	DX09	403.0	HYPERTENSIVE CHRONIC KIDNEY DISEASE, MALIGNANT	4030
DX_HTN_NEPHRO	HYPERTENSIVE NEPHROPATHY	DX09	403.00	HYPERTENSIVE CHRONIC KIDNEY DISEASE, MALIGNANT, WITH CHRONIC KIDNEY DISEASE STAGE I THROUGH STAGE IV, OR UNSPECIFIED	40300
DX_HTN_NEPHRO	HYPERTENSIVE NEPHROPATHY	DX09	403.01	HYPERTENSIVE CHRONIC KIDNEY DISEASE, MALIGNANT, WITH CHRONIC KIDNEY DISEASE STAGE V OR END STAGE RENAL DISEASE	40301
DX_HTN_NEPHRO	HYPERTENSIVE NEPHROPATHY	DX09	403.1	HYPERTENSIVE RENAL DISEASE, BENIGN	4031
DX_HTN_NEPHRO	HYPERTENSIVE NEPHROPATHY	DX09	403.10	HYPERTENSIVE CHRONIC KIDNEY DISEASE, BENIGN, WITH CHRONIC KIDNEY DISEASE STAGE I THROUGH STAGE IV, OR UNSPECIFIED	40310
DX_HTN_NEPHRO	HYPERTENSIVE NEPHROPATHY	DX09	403.11	HYPERTENSIVE CHRONIC KIDNEY DISEASE, BENIGN, WITH CHRONIC KIDNEY DISEASE STAGE V OR END STAGE RENAL DISEASE	40311
DX_HTN_NEPHRO	HYPERTENSIVE NEPHROPATHY	DX09	403.9	HYPERTENSIVE RENAL DISEASE, UNSPECIFIED	4039
DX_HTN_NEPHRO	HYPERTENSIVE NEPHROPATHY	DX09	403.90	HYPERTENSIVE CHRONIC KIDNEY DISEASE, UNSPECIFIED, WITH CHRONIC KIDNEY DISEASE STAGE I THROUGH STAGE IV, OR UNSPECIFIED	40390
DX_HTN_NEPHRO	HYPERTENSIVE NEPHROPATHY	DX09	403.91	HYPERTENSIVE CHRONIC KIDNEY DISEASE, UNSPECIFIED, WITH CHRONIC KIDNEY DISEASE STAGE V OR END STAGE RENAL DISEASE	40391
DX_HTN_NEPHRO	HYPERTENSIVE NEPHROPATHY	DX09	404.0	HYPERTENSIVE HEART AND CHRONIC KIDNEY DISEASE, MALIGNANT	4040
DX_HTN_NEPHRO	HYPERTENSIVE NEPHROPATHY	DX09	404.00	HYPERTENSIVE HEART AND CHRONIC KIDNEY DISEASE, MALIGNANT, WITHOUT HEART FAILURE AND WITH CHRONIC KIDNEY DISEASE STAGE I THROUGH STAGE IV, OR UNSPECIFIED	40400
DX_HTN_NEPHRO	HYPERTENSIVE NEPHROPATHY	DX09	404.01	HYPERTENSIVE HEART AND CHRONIC KIDNEY DISEASE, MALIGNANT, WITH HEART FAILURE AND WITH CHRONIC KIDNEY DISEASE STAGE I THROUGH STAGE IV, OR UNSPECIFIED	40401
DX_HTN_NEPHRO	HYPERTENSIVE NEPHROPATHY	DX09	404.02	HYPERTENSIVE HEART AND CHRONIC KIDNEY DISEASE, MALIGNANT, WITHOUT HEART FAILURE AND WITH CHRONIC KIDNEY DISEASE STAGE V OR END STAGE RENAL DISEASE	40402
DX_HTN_NEPHRO	HYPERTENSIVE NEPHROPATHY	DX09	404.03	HYPERTENSIVE HEART AND CHRONIC KIDNEY DISEASE, MALIGNANT, WITH HEART FAILURE AND WITH CHRONIC KIDNEY DISEASE STAGE V OR END STAGE RENAL DISEASE	40403
DX_HTN_NEPHRO	HYPERTENSIVE NEPHROPATHY	DX09	404.1	HYPERTENSIVE HEART AND RENAL DISEASE, BENIGN	4041
DX_HTN_NEPHRO	HYPERTENSIVE NEPHROPATHY	DX09	404.10	HYPERTENSIVE HEART AND CHRONIC KIDNEY DISEASE, BENIGN, WITHOUT HEART FAILURE AND WITH CHRONIC KIDNEY DISEASE STAGE I THROUGH STAGE IV, OR UNSPECIFIED	40410
DX_HTN_NEPHRO	HYPERTENSIVE NEPHROPATHY	DX09	404.11	HYPERTENSIVE HEART AND CHRONIC KIDNEY DISEASE, BENIGN, WITH HEART FAILURE AND WITH CHRONIC KIDNEY DISEASE STAGE I THROUGH STAGE IV, OR UNSPECIFIED	40411
DX_HTN_NEPHRO	HYPERTENSIVE NEPHROPATHY	DX09	404.12	HYPERTENSIVE HEART AND CHRONIC KIDNEY DISEASE, BENIGN, WITHOUT HEART FAILURE AND WITH CHRONIC KIDNEY DISEASE STAGE V OR END STAGE RENAL DISEASE	40412
DX_HTN_NEPHRO	HYPERTENSIVE NEPHROPATHY	DX09	404.13	HYPERTENSIVE HEART AND CHRONIC KIDNEY DISEASE, BENIGN, WITH HEART FAILURE AND CHRONIC KIDNEY DISEASE STAGE V OR END STAGE RENAL DISEASE	40413
DX_HTN_NEPHRO	HYPERTENSIVE NEPHROPATHY	DX09	404.9	HYPERTENSIVE HEART AND RENAL DISEASE, UNSPECIFIED	4049
DX_HTN_NEPHRO	HYPERTENSIVE NEPHROPATHY	DX09	404.90	HYPERTENSIVE HEART AND CHRONIC KIDNEY DISEASE, UNSPECIFIED, WITHOUT HEART FAILURE AND WITH CHRONIC KIDNEY DISEASE STAGE I THROUGH STAGE IV, OR UNSPECIFIED	40490
DX_HTN_NEPHRO	HYPERTENSIVE NEPHROPATHY	DX09	404.91	HYPERTENSIVE HEART AND CHRONIC KIDNEY DISEASE, UNSPECIFIED, WITH HEART FAILURE AND WITH CHRONIC KIDNEY DISEASE STAGE I THROUGH STAGE IV, OR UNSPECIFIED	40491
DX_HTN_NEPHRO	HYPERTENSIVE NEPHROPATHY	DX09	404.92	HYPERTENSIVE HEART AND CHRONIC KIDNEY DISEASE, UNSPECIFIED, WITHOUT HEART FAILURE AND WITH CHRONIC KIDNEY DISEASE STAGE V OR END STAGE RENAL DISEASE	40492
DX_HTN_NEPHRO	HYPERTENSIVE NEPHROPATHY	DX09	404.93	HYPERTENSIVE HEART AND CHRONIC KIDNEY DISEASE, UNSPECIFIED, WITH HEART FAILURE AND CHRONIC KIDNEY DISEASE STAGE V OR END STAGE RENAL DISEASE	40493
DX_HTN_NEPHRO	HYPERTENSIVE NEPHROPATHY	DX10	I12.0	HYPERTENSIVE CHRONIC KIDNEY DISEASE WITH STAGE 5 CHRONIC KIDNEY DISEASE OR END STAGE RENAL DISEASE	I120
DX_HTN_NEPHRO	HYPERTENSIVE NEPHROPATHY	DX10	I12.9	HYPERTENSIVE CHRONIC KIDNEY DISEASE WITH STAGE 1 THROUGH STAGE 4 CHRONIC KIDNEY DISEASE, OR UNSPECIFIED CHRONIC KIDNEY DISEASE	I129
DX_HTN_NEPHRO	HYPERTENSIVE NEPHROPATHY	DX10	I13.0	HYPERTENSIVE HEART AND CHRONIC KIDNEY DISEASE WITH HEART FAILURE AND STAGE 1 THROUGH STAGE 4 CHRONIC KIDNEY DISEASE, OR UNSPECIFIED CHRONIC KIDNEY DISEASE	I130
DX_HTN_NEPHRO	HYPERTENSIVE NEPHROPATHY	DX10	I13.10	HYPERTENSIVE HEART AND CHRONIC KIDNEY DISEASE WITHOUT HEART FAILURE, WITH STAGE 1 THROUGH STAGE 4 CHRONIC KIDNEY DISEASE, OR UNSPECIFIED CHRONIC KIDNEY DISEASE	I1310
DX_HTN_NEPHRO	HYPERTENSIVE NEPHROPATHY	DX10	I13.11	HYPERTENSIVE HEART AND CHRONIC KIDNEY DISEASE WITHOUT HEART FAILURE, WITH STAGE 5 CHRONIC KIDNEY DISEASE, OR END STAGE RENAL DISEASE	I1311
DX_HTN_NEPHRO	HYPERTENSIVE NEPHROPATHY	DX10	I13.2	HYPERTENSIVE HEART AND CHRONIC KIDNEY DISEASE WITH HEART FAILURE AND WITH STAGE 5 CHRONIC KIDNEY DISEASE, OR END STAGE RENAL DISEASE	I132
DX_HYPERGLY	HYPERGLYCEMIA	DX10	E11.65	TYPE 2 DIABETES MELLITUS WITH HYPERGLYCEMIA	E1165
DX_HYPERGLY	HYPERGLYCEMIA	DX10	R73.9	HYPERGLYCEMIA, UNSPECIFIED	R739
DX_HYPERLIP	HYPERLIPIDEMIA	DX09	272.0	PURE HYPERCHOLESTEROLEMIA	2720
DX_HYPERLIP	HYPERLIPIDEMIA	DX09	272.1	PURE HYPERGLYCERIDEMIA	2721
DX_HYPERLIP	HYPERLIPIDEMIA	DX09	272.2	MIXED HYPERLIPIDEMIA	2722
DX_HYPERLIP	HYPERLIPIDEMIA	DX09	272.3	HYPERCHYLOMICRONEMIA	2723
DX_HYPERLIP	HYPERLIPIDEMIA	DX09	272.4	OTHER AND UNSPECIFIED HYPERLIPIDEMIA	2724
DX_HYPERLIP	HYPERLIPIDEMIA	DX10	E78.0	PURE HYPERCHOLESTEROLEMIA	E780
DX_HYPERLIP	HYPERLIPIDEMIA	DX10	E78.00	PURE HYPERCHOLESTEROLEMIA, UNSPECIFIED	E7800
DX_HYPERLIP	HYPERLIPIDEMIA	DX10	E78.01	FAMILIAL HYPERCHOLESTEROLEMIA	E7801
DX_HYPERLIP	HYPERLIPIDEMIA	DX10	E78.1	PURE HYPERGLYCERIDEMIA	E781
DX_HYPERLIP	HYPERLIPIDEMIA	DX10	E78.2	MIXED HYPERLIPIDEMIA	E782
DX_HYPERLIP	HYPERLIPIDEMIA	DX10	E78.3	HYPERCHYLOMICRONEMIA	E783
DX_HYPERLIP	HYPERLIPIDEMIA	DX10	E78.4	OTHER HYPERLIPIDEMIA	E784
DX_HYPERLIP	HYPERLIPIDEMIA	DX10	E78.41	ELEVATED LIPOPROTEIN(A)	E7841
DX_HYPERLIP	HYPERLIPIDEMIA	DX10	E78.49	OTHER HYPERLIPIDEMIA	E7849
DX_HYPERLIP	HYPERLIPIDEMIA	DX10	E78.5	HYPERLIPIDEMIA, UNSPECIFIED	E785
DX_HYPOGLY	HYPOGLYCEMIA	DX09	251.0	HYPOGLYCEMIC COMA	2510
DX_HYPOGLY	HYPOGLYCEMIA	DX09	251.1	OTHER SPECIFIED HYPOGLYCEMIA	2511
DX_HYPOGLY	HYPOGLYCEMIA	DX09	251.2	HYPOGLYCEMIA, UNSPECIFIED	2512
DX_HYPOGLY	HYPOGLYCEMIA	DX10	E11.641	TYPE 2 DIABETES MELLITUS WITH HYPOGLYCEMIA WITH COMA	E11641
DX_HYPOGLY	HYPOGLYCEMIA	DX10	E11.649	TYPE 2 DIABETES MELLITUS WITH HYPOGLYCEMIA WITHOUT COMA	E11649
DX_HYPOGLY	HYPOGLYCEMIA	DX10	E13.641	OTHER SPECIFIED DIABETES MELLITUS WITH HYPOGLYCEMIA WITH COMA	E13641
DX_HYPOGLY	HYPOGLYCEMIA	DX10	E13.649	OTHER SPECIFIED DIABETES MELLITUS WITH HYPOGLYCEMIA WITHOUT COMA	E13649
DX_HYPOGLY	HYPOGLYCEMIA	DX10	E15	NONDIABETIC HYPOGLYCEMIC COMA	E15
DX_HYPOGLY	HYPOGLYCEMIA	DX10	E16.0	DRUG-INDUCED HYPOGLYCEMIA WITHOUT COMA	E160
DX_HYPOGLY	HYPOGLYCEMIA	DX10	E16.1	OTHER HYPOGLYCEMIA	E161

Boehringer Ingelheim
Statistical and Epidemiological Analysis Plan (SEAP) for Non-Interventional Study
(NIS)
BI Study Number 1245-0228

c39712001-02

Proprietary confidential information © 2023 Boehringer Ingelheim International GmbH or one or more of its affiliated companies

DX_HYPOGLY	HYPOGLYCEMIA	DX10	E162	HYPOGLYCEMIA, UNSPECIFIED	E162
DX_HYPOGLY	HYPOGLYCEMIA	DX10	T38.3X1	POISONING BY INSULIN AND ORAL HYPOGLYCEMIC [ANTIDIABETIC] DRUGS, ACCIDENTAL (UNINTENTIONAL)	T383X1
DX_HYPOGLY	HYPOGLYCEMIA	DX10	T38.3X1A	POISONING BY INSULIN AND ORAL HYPOGLYCEMIC [ANTIDIABETIC] DRUGS, ACCIDENTAL (UNINTENTIONAL), INITIAL ENCOUNTER	T383X1A
DX_HYPOGLY	HYPOGLYCEMIA	DX10	T38.3X1D	POISONING BY INSULIN AND ORAL HYPOGLYCEMIC [ANTIDIABETIC] DRUGS, ACCIDENTAL (UNINTENTIONAL), SUBSEQUENT ENCOUNTER	T383X1D
DX_HYPOGLY	HYPOGLYCEMIA	DX10	T38.3X1S	POISONING BY INSULIN AND ORAL HYPOGLYCEMIC [ANTIDIABETIC] DRUGS, ACCIDENTAL (UNINTENTIONAL), SEQUELA	T383X1S
DX_HYPOGLY	HYPOGLYCEMIA	DX10	T38.3X2	POISONING BY INSULIN AND ORAL HYPOGLYCEMIC [ANTIDIABETIC] DRUGS, INTENTIONAL SELF-HARM	T383X2
DX_HYPOGLY	HYPOGLYCEMIA	DX10	T38.3X2A	POISONING BY INSULIN AND ORAL HYPOGLYCEMIC [ANTIDIABETIC] DRUGS, INTENTIONAL SELF-HARM, INITIAL ENCOUNTER	T383X2A
DX_HYPOGLY	HYPOGLYCEMIA	DX10	T38.3X2D	POISONING BY INSULIN AND ORAL HYPOGLYCEMIC [ANTIDIABETIC] DRUGS, INTENTIONAL SELF-HARM, SUBSEQUENT ENCOUNTER	T383X2D
DX_HYPOGLY	HYPOGLYCEMIA	DX10	T38.3X2S	POISONING BY INSULIN AND ORAL HYPOGLYCEMIC [ANTIDIABETIC] DRUGS, INTENTIONAL SELF-HARM, SEQUELA	T383X2S
DX_HYPOGLY	HYPOGLYCEMIA	DX10	T38.3X3	POISONING BY INSULIN AND ORAL HYPOGLYCEMIC [ANTIDIABETIC] DRUGS, ASSAULT	T383X3
DX_HYPOGLY	HYPOGLYCEMIA	DX10	T38.3X3A	POISONING BY INSULIN AND ORAL HYPOGLYCEMIC [ANTIDIABETIC] DRUGS, ASSAULT, INITIAL ENCOUNTER	T383X3A
DX_HYPOGLY	HYPOGLYCEMIA	DX10	T38.3X3D	POISONING BY INSULIN AND ORAL HYPOGLYCEMIC [ANTIDIABETIC] DRUGS, ASSAULT, SUBSEQUENT ENCOUNTER	T383X3D
DX_HYPOGLY	HYPOGLYCEMIA	DX10	T38.3X3S	POISONING BY INSULIN AND ORAL HYPOGLYCEMIC [ANTIDIABETIC] DRUGS, ASSAULT, SEQUELA	T383X3S
DX_HYPOGLY	HYPOGLYCEMIA	DX10	T38.3X4	POISONING BY INSULIN AND ORAL HYPOGLYCEMIC [ANTIDIABETIC] DRUGS, UNDETERMINED	T383X4
DX_HYPOGLY	HYPOGLYCEMIA	DX10	T38.3X4A	POISONING BY INSULIN AND ORAL HYPOGLYCEMIC [ANTIDIABETIC] DRUGS, UNDETERMINED, INITIAL ENCOUNTER	T383X4A
DX_HYPOGLY	HYPOGLYCEMIA	DX10	T38.3X4D	POISONING BY INSULIN AND ORAL HYPOGLYCEMIC [ANTIDIABETIC] DRUGS, UNDETERMINED, SUBSEQUENT ENCOUNTER	T383X4D
DX_HYPOGLY	HYPOGLYCEMIA	DX10	T38.3X4S	POISONING BY INSULIN AND ORAL HYPOGLYCEMIC [ANTIDIABETIC] DRUGS, UNDETERMINED, SEQUELA	T383X4S
DX_HYPOGLY	HYPOGLYCEMIA	DX10	T38.3X5	ADVERSE EFFECT OF INSULIN AND ORAL HYPOGLYCEMIC [ANTIDIABETIC] DRUGS	T383X5
DX_HYPOGLY	HYPOGLYCEMIA	DX10	T38.3X5A	ADVERSE EFFECT OF INSULIN AND ORAL HYPOGLYCEMIC [ANTIDIABETIC] DRUGS, INITIAL ENCOUNTER	T383X5A
DX_HYPOGLY	HYPOGLYCEMIA	DX10	T38.3X5D	ADVERSE EFFECT OF INSULIN AND ORAL HYPOGLYCEMIC [ANTIDIABETIC] DRUGS, SUBSEQUENT ENCOUNTER	T383X5D
DX_HYPOGLY	HYPOGLYCEMIA	DX10	T38.3X5S	ADVERSE EFFECT OF INSULIN AND ORAL HYPOGLYCEMIC [ANTIDIABETIC] DRUGS, SEQUELA	T383X5S
DX_KIDNEY_TX	KIDNEY TRANSPLANT (DX)	DX09	996.81	COMPLICATIONS OF TRANSPLANTED KIDNEY	99681
DX_KIDNEY_TX	KIDNEY TRANSPLANT (DX)	DX09	142.0	KIDNEY REPLACED BY TRANSPLANT	1420
DX_KIDNEY_TX	KIDNEY TRANSPLANT (DX)	DX10	248.22	ENCOUNTER FOR AFTERCARE FOLLOWING KIDNEY TRANSPLANT	24822
DX_KIDNEY_TX	KIDNEY TRANSPLANT (DX)	DX10	294.0	KIDNEY TRANSPLANT STATUS	2940
DX_LIVER	LIVER DISEASE	DX09	070.22	CHRONIC VIRAL HEPATITIS B WITH HEPATIC COMA WITHOUT HEPATITIS DELTA	7022
DX_LIVER	LIVER DISEASE	DX09	070.23	CHRONIC VIRAL HEPATITIS B WITH HEPATIC COMA WITH HEPATITIS DELTA	7023
DX_LIVER	LIVER DISEASE	DX09	070.32	CHRONIC VIRAL HEPATITIS B WITHOUT MENTION OF HEPATIC COMA WITHOUT MENTION OF HEPATITIS DELTA	7032
DX_LIVER	LIVER DISEASE	DX09	070.33	CHRONIC VIRAL HEPATITIS B WITHOUT MENTION OF HEPATIC COMA WITH HEPATITIS DELTA	7033
DX_LIVER	LIVER DISEASE	DX09	070.44	CHRONIC HEPATITIS C WITH HEPATIC COMA	7044
DX_LIVER	LIVER DISEASE	DX09	070.54	CHRONIC HEPATITIS C WITHOUT MENTION OF HEPATIC COMA	7054
DX_LIVER	LIVER DISEASE	DX09	456.0	ESOPHAGEAL VARICES WITH BLEEDING	4560
DX_LIVER	LIVER DISEASE	DX09	456.1	ESOPHAGEAL VARICES WITHOUT MENTION OF BLEEDING	4561
DX_LIVER	LIVER DISEASE	DX09	456.20	ESOPHAGEAL VARICES IN DISEASES CLASSIFIED ELSEWHERE, WITH BLEEDING	45620
DX_LIVER	LIVER DISEASE	DX09	456.21	ESOPHAGEAL VARICES IN DISEASES CLASSIFIED ELSEWHERE, WITHOUT MENTION OF BLEEDING	45621
DX_LIVER	LIVER DISEASE	DX09	570	ACUTE AND SUBACUTE NECROSIS OF LIVER	570
DX_LIVER	LIVER DISEASE	DX09	571	CHRONIC LIVER DISEASE AND CIRRHOSIS	571
DX_LIVER	LIVER DISEASE	DX09	571.0	ALCOHOLIC FATTY LIVER	5710
DX_LIVER	LIVER DISEASE	DX09	571.1	ACUTE ALCOHOLIC HEPATITIS	5711
DX_LIVER	LIVER DISEASE	DX09	571.2	ALCOHOLIC CIRRHOSIS OF LIVER	5712
DX_LIVER	LIVER DISEASE	DX09	571.3	ALCOHOLIC LIVER DAMAGE, UNSPECIFIED	5713
DX_LIVER	LIVER DISEASE	DX09	571.40	CHRONIC HEPATITIS, UNSPECIFIED	57140
DX_LIVER	LIVER DISEASE	DX09	571.41	CHRONIC PERSISTENT HEPATITIS	57141
DX_LIVER	LIVER DISEASE	DX09	571.42	AUTOIMMUNE HEPATITIS	57142
DX_LIVER	LIVER DISEASE	DX09	571.49	OTHER CHRONIC HEPATITIS	57149
DX_LIVER	LIVER DISEASE	DX09	571.5	CIRRHOSIS OF LIVER WITHOUT MENTION OF ALCOHOL	5715
DX_LIVER	LIVER DISEASE	DX09	571.6	BILIARY CIRRHOSIS	5716
DX_LIVER	LIVER DISEASE	DX09	571.8	OTHER CHRONIC NONALCOHOLIC LIVER DISEASE	5718
DX_LIVER	LIVER DISEASE	DX09	571.9	UNSPECIFIED CHRONIC LIVER DISEASE WITHOUT MENTION OF ALCOHOL	5719
DX_LIVER	LIVER DISEASE	DX09	572	LIVER ABSCESS AND SEQUELAE OF CHRONIC LIVER DISEASE	572
DX_LIVER	LIVER DISEASE	DX09	572.0	ABSCESS OF LIVER	5720
DX_LIVER	LIVER DISEASE	DX09	572.1	PORTAL PYEMLA	5721
DX_LIVER	LIVER DISEASE	DX09	572.2	HEPATIC ENCEPHALOPATHY	5722
DX_LIVER	LIVER DISEASE	DX09	572.3	PORTAL HYPERTENSION	5723
DX_LIVER	LIVER DISEASE	DX09	572.4	HEPATORENAL SYNDROME	5724
DX_LIVER	LIVER DISEASE	DX09	572.8	OTHER SEQUELAE OF CHRONIC LIVER DISEASE	5728
DX_LIVER	LIVER DISEASE	DX09	573	OTHER DISORDERS OF LIVER	573
DX_LIVER	LIVER DISEASE	DX09	573.0	CHRONIC PASSIVE CONGESTION OF LIVER	5730
DX_LIVER	LIVER DISEASE	DX09	573.4	HEPATIC INFARCTION	5734
DX_LIVER	LIVER DISEASE	DX09	573.5	HEPATO PULMONARY SYNDROME	5735
DX_LIVER	LIVER DISEASE	DX09	573.8	OTHER SPECIFIED DISORDERS OF LIVER	5738
DX_LIVER	LIVER DISEASE	DX09	573.9	UNSPECIFIED DISORDER OF LIVER	5739
DX_LIVER	LIVER DISEASE	DX09	782.4	JAUNDICE, UNSPECIFIED, NOT OF NEWBORN	7824
DX_LIVER	LIVER DISEASE	DX09	789.1	HEPATOMEGALY	7891
DX_LIVER	LIVER DISEASE	DX09	789.5	ASCITES	7895
DX_LIVER	LIVER DISEASE	DX09	789.59	OTHER ASCITES	78959
DX_LIVER	LIVER DISEASE	DX09	790.4	NONSPECIFIC ELEVATION OF LEVELS OF TRANSAMINASE OR LACTIC ACID DEHYDROGENASE [LDH]	7904
DX_LIVER	LIVER DISEASE	DX09	790.5	OTHER NONSPECIFIC ABNORMAL SERUM ENZYME LEVELS	7905
DX_LIVER	LIVER DISEASE	DX09	794.8	NONSPECIFIC ABNORMAL RESULTS OF FUNCTION STUDY OF LIVER	7948
DX_LIVER	LIVER DISEASE	DX09	142.7	LIVER REPLACED BY TRANSPLANT	1427
DX_LIVER	LIVER DISEASE	DX10	A51.45	SECONDARY SYPHILITIC HEPATITIS	A5145
DX_LIVER	LIVER DISEASE	DX10	A52.74	SYPHILIS OF LIVER AND OTHER VISCERA	A5274
DX_LIVER	LIVER DISEASE	DX10	B18.0	CHRONIC VIRAL HEPATITIS B WITH DELTA-AGENT	B180
DX_LIVER	LIVER DISEASE	DX10	B18.1	CHRONIC VIRAL HEPATITIS B WITHOUT DELTA-AGENT	B181
DX_LIVER	LIVER DISEASE	DX10	B18.2	CHRONIC VIRAL HEPATITIS C	B182
DX_LIVER	LIVER DISEASE	DX10	B18.8	OTHER CHRONIC VIRAL HEPATITIS	B188
DX_LIVER	LIVER DISEASE	DX10	B18.9	CHRONIC VIRAL HEPATITIS, UNSPECIFIED	B189
DX_LIVER	LIVER DISEASE	DX10	B19.0	UNSPECIFIED VIRAL HEPATITIS WITH HEPATIC COMA	B190
DX_LIVER	LIVER DISEASE	DX10	B19.10	UNSPECIFIED VIRAL HEPATITIS B WITHOUT HEPATIC COMA	B1910
DX_LIVER	LIVER DISEASE	DX10	B19.11	UNSPECIFIED VIRAL HEPATITIS B WITH HEPATIC COMA	B1911

Boehringer Ingelheim
Statistical and Epidemiological Analysis Plan (SEAP) for Non-Interventional Study
(NIS)
BI Study Number 1245-0228

c39712001-02

Proprietary confidential information © 2023 Boehringer Ingelheim International GmbH or one or more of its affiliated companies

DX_LIVER	LIVER DISEASE	DX10	B19.20	UNSPECIFIED VIRAL HEPATITIS C WITHOUT HEPATIC COMA	B1920
DX_LIVER	LIVER DISEASE	DX10	B19.21	UNSPECIFIED VIRAL HEPATITIS C WITH HEPATIC COMA	B1921
DX_LIVER	LIVER DISEASE	DX10	B19.9	UNSPECIFIED VIRAL HEPATITIS WITHOUT HEPATIC COMA	B199
DX_LIVER	LIVER DISEASE	DX10	B25.1	CYTOMEGALOVIRAL HEPATITIS	B251
DX_LIVER	LIVER DISEASE	DX10	B58.1	TOXOPLASMA HEPATITIS	B581
DX_LIVER	LIVER DISEASE	DX10	B85.00	ESOPHAGEAL VARICES WITHOUT BLEEDING	B8500
DX_LIVER	LIVER DISEASE	DX10	B85.01	ESOPHAGEAL VARICES WITH BLEEDING	B8501
DX_LIVER	LIVER DISEASE	DX10	B85.10	SECONDARY ESOPHAGEAL VARICES WITHOUT BLEEDING	B8510
DX_LIVER	LIVER DISEASE	DX10	B85.11	SECONDARY ESOPHAGEAL VARICES WITH BLEEDING	B8511
DX_LIVER	LIVER DISEASE	DX10	B86.4	GASTRIC VARICES	B864
DX_LIVER	LIVER DISEASE	DX10	K70.0	ALCOHOLIC FATTY LIVER	K700
DX_LIVER	LIVER DISEASE	DX10	K70.10	ALCOHOLIC HEPATITIS WITHOUT ASCITES	K7010
DX_LIVER	LIVER DISEASE	DX10	K70.11	ALCOHOLIC HEPATITIS WITH ASCITES	K7011
DX_LIVER	LIVER DISEASE	DX10	K70.2	ALCOHOLIC FIBROSIS AND SCLEROSIS OF LIVER	K702
DX_LIVER	LIVER DISEASE	DX10	K70.30	ALCOHOLIC CIRRHOSIS OF LIVER WITHOUT ASCITES	K7030
DX_LIVER	LIVER DISEASE	DX10	K70.31	ALCOHOLIC CIRRHOSIS OF LIVER WITH ASCITES	K7031
DX_LIVER	LIVER DISEASE	DX10	K70.40	ALCOHOLIC HEPATIC FAILURE WITHOUT COMA	K7040
DX_LIVER	LIVER DISEASE	DX10	K70.41	ALCOHOLIC HEPATIC FAILURE WITH COMA	K7041
DX_LIVER	LIVER DISEASE	DX10	K70.9	ALCOHOLIC LIVER DISEASE, UNSPECIFIED	K709
DX_LIVER	LIVER DISEASE	DX10	K71.0	TOXIC LIVER DISEASE WITH CHOLESTASIS	K710
DX_LIVER	LIVER DISEASE	DX10	K71.11	TOXIC LIVER DISEASE WITH HEPATIC NECROSIS, WITH COMA	K7111
DX_LIVER	LIVER DISEASE	DX10	K71.3	TOXIC LIVER DISEASE WITH CHRONIC PERSISTENT HEPATITIS	K713
DX_LIVER	LIVER DISEASE	DX10	K71.4	TOXIC LIVER DISEASE WITH CHRONIC LOBULAR HEPATITIS	K714
DX_LIVER	LIVER DISEASE	DX10	K71.50	TOXIC LIVER DISEASE WITH CHRONIC ACTIVE HEPATITIS WITHOUT ASCITES	K7150
DX_LIVER	LIVER DISEASE	DX10	K71.51	TOXIC LIVER DISEASE WITH CHRONIC ACTIVE HEPATITIS WITH ASCITES	K7151
DX_LIVER	LIVER DISEASE	DX10	K71.8	TOXIC LIVER DISEASE WITH HEPATITIS, NOT ELSEWHERE CLASSIFIED	K718
DX_LIVER	LIVER DISEASE	DX10	K71.7	TOXIC LIVER DISEASE WITH FIBROSIS AND CIRRHOSIS OF LIVER	K717
DX_LIVER	LIVER DISEASE	DX10	K71.8	TOXIC LIVER DISEASE WITH OTHER DISORDERS OF LIVER	K718
DX_LIVER	LIVER DISEASE	DX10	K71.9	TOXIC LIVER DISEASE, UNSPECIFIED	K719
DX_LIVER	LIVER DISEASE	DX10	K72.00	ACUTE AND SUBACUTE HEPATIC FAILURE WITHOUT COMA	K7200
DX_LIVER	LIVER DISEASE	DX10	K72.01	ACUTE AND SUBACUTE HEPATIC FAILURE WITH COMA	K7201
DX_LIVER	LIVER DISEASE	DX10	K72.10	CHRONIC HEPATIC FAILURE WITHOUT COMA	K7210
DX_LIVER	LIVER DISEASE	DX10	K72.11	CHRONIC HEPATIC FAILURE WITH COMA	K7211
DX_LIVER	LIVER DISEASE	DX10	K72.90	HEPATIC FAILURE, UNSPECIFIED WITHOUT COMA	K7290
DX_LIVER	LIVER DISEASE	DX10	K72.91	HEPATIC FAILURE, UNSPECIFIED WITH COMA	K7291
DX_LIVER	LIVER DISEASE	DX10	K73.0	CHRONIC PERSISTENT HEPATITIS, NOT ELSEWHERE CLASSIFIED	K730
DX_LIVER	LIVER DISEASE	DX10	K73.1	CHRONIC LOBULAR HEPATITIS, NOT ELSEWHERE CLASSIFIED	K731
DX_LIVER	LIVER DISEASE	DX10	K73.2	CHRONIC ACTIVE HEPATITIS, NOT ELSEWHERE CLASSIFIED	K732
DX_LIVER	LIVER DISEASE	DX10	K73.8	OTHER CHRONIC HEPATITIS, NOT ELSEWHERE CLASSIFIED	K738
DX_LIVER	LIVER DISEASE	DX10	K73.9	CHRONIC HEPATITIS, UNSPECIFIED	K739
DX_LIVER	LIVER DISEASE	DX10	K74.0	HEPATIC FIBROSIS	K740
DX_LIVER	LIVER DISEASE	DX10	K74.00	HEPATIC FIBROSIS, UNSPECIFIED	K7400
DX_LIVER	LIVER DISEASE	DX10	K74.01	HEPATIC FIBROSIS, EARLY FIBROSIS	K7401
DX_LIVER	LIVER DISEASE	DX10	K74.02	HEPATIC FIBROSIS, ADVANCED FIBROSIS	K7402
DX_LIVER	LIVER DISEASE	DX10	K74.1	HEPATIC SCLEROSIS	K741
DX_LIVER	LIVER DISEASE	DX10	K74.2	HEPATIC FIBROSIS WITH HEPATIC SCLEROSIS	K742
DX_LIVER	LIVER DISEASE	DX10	K74.3	PRIMARY BILIARY CIRRHOSIS	K743
DX_LIVER	LIVER DISEASE	DX10	K74.4	SECONDARY BILIARY CIRRHOSIS	K744
DX_LIVER	LIVER DISEASE	DX10	K74.5	BILIARY CIRRHOSIS, UNSPECIFIED	K745
DX_LIVER	LIVER DISEASE	DX10	K74.60	UNSPECIFIED CIRRHOSIS OF LIVER	K7460
DX_LIVER	LIVER DISEASE	DX10	K74.69	OTHER CIRRHOSIS OF LIVER	K7469
DX_LIVER	LIVER DISEASE	DX10	K75.0	ABSCESS OF LIVER	K750
DX_LIVER	LIVER DISEASE	DX10	K75.1	PHLEBITIS OF PORTAL VEIN	K751
DX_LIVER	LIVER DISEASE	DX10	K75.2	NONSPECIFIC REACTIVE HEPATITIS	K752
DX_LIVER	LIVER DISEASE	DX10	K75.3	GRANULOMATOUS HEPATITIS, NOT ELSEWHERE CLASSIFIED	K753
DX_LIVER	LIVER DISEASE	DX10	K75.4	ALTOIMMUNE HEPATITIS	K754
DX_LIVER	LIVER DISEASE	DX10	K75.81	NONALCOHOLIC STEATOHEPATITIS (NASH)	K7581
DX_LIVER	LIVER DISEASE	DX10	K75.89	OTHER SPECIFIED INFLAMMATORY LIVER DISEASES	K7589
DX_LIVER	LIVER DISEASE	DX10	K75.9	INFLAMMATORY LIVER DISEASE, UNSPECIFIED	K759
DX_LIVER	LIVER DISEASE	DX10	K76.0	FATTY (CHANGE OF) LIVER, NOT ELSEWHERE CLASSIFIED	K760
DX_LIVER	LIVER DISEASE	DX10	K76.1	CHRONIC PASSIVE CONGESTION OF LIVER	K761
DX_LIVER	LIVER DISEASE	DX10	K76.2	CENTRAL HEMORRHAGIC NECROSIS OF LIVER	K762
DX_LIVER	LIVER DISEASE	DX10	K76.3	INFARCTION OF LIVER	K763
DX_LIVER	LIVER DISEASE	DX10	K76.4	PELUSIOSIS HEPATIS	K764
DX_LIVER	LIVER DISEASE	DX10	K76.5	HEPATIC VENO-OCCLUSIVE DISEASE	K765
DX_LIVER	LIVER DISEASE	DX10	K76.6	PORTAL HYPERTENSION	K766
DX_LIVER	LIVER DISEASE	DX10	K76.7	HEPATORENAL SYNDROME	K767
DX_LIVER	LIVER DISEASE	DX10	K76.81	HEPATOPLUMONARY SYNDROME	K7681
DX_LIVER	LIVER DISEASE	DX10	K76.89	OTHER SPECIFIED DISEASES OF LIVER	K7689
DX_LIVER	LIVER DISEASE	DX10	K76.9	LIVER DISEASE, UNSPECIFIED	K769
DX_LIVER	LIVER DISEASE	DX10	K77	LIVER DISORDERS IN DISEASES CLASSIFIED ELSEWHERE	K77
DX_LIVER	LIVER DISEASE	DX10	K91.82	POSTPROCEDURAL HEPATIC FAILURE	K9182
DX_LIVER	LIVER DISEASE	DX10	R16.0	HEPATOMEGALY, NOT ELSEWHERE CLASSIFIED	R160
DX_LIVER	LIVER DISEASE	DX10	R16.2	HEPATOMEGALY WITH SPLENOMEGALY, NOT ELSEWHERE CLASSIFIED	R162
DX_LIVER	LIVER DISEASE	DX10	Z48.23	ENCOUNTER FOR AFTERCARE FOLLOWING LIVER TRANSPLANT	Z4823
DX_LIVER	LIVER DISEASE	DX10	Z94.4	LIVER TRANSPLANT STATUS	Z944
DX_LOWER_AMP	LOWER EXTREMITY (LIMB) AMPUTATION	DX09	895	TRAUMATIC AMPUTATION OF TOE(S) (COMPLETE) (PARTIAL)	895
DX_LOWER_AMP	LOWER EXTREMITY (LIMB) AMPUTATION	DX09	895.0	TRAUMATIC AMPUTATION OF TOE(S) (COMPLETE) (PARTIAL), WITHOUT MENTION OF COMPLICATION	8950
DX_LOWER_AMP	LOWER EXTREMITY (LIMB) AMPUTATION	DX09	895.1	TRAUMATIC AMPUTATION OF TOE(S) (COMPLETE) (PARTIAL), COMPLICATED	8951
DX_LOWER_AMP	LOWER EXTREMITY (LIMB) AMPUTATION	DX09	896	TRAUMATIC AMPUTATION OF FOOT (COMPLETE) (PARTIAL)	896
DX_LOWER_AMP	LOWER EXTREMITY (LIMB) AMPUTATION	DX09	896.0	TRAUMATIC AMPUTATION OF FOOT (COMPLETE) (PARTIAL), UNILATERAL, WITHOUT MENTION OF COMPLICATION	8960
DX_LOWER_AMP	LOWER EXTREMITY (LIMB) AMPUTATION	DX09	896.1	TRAUMATIC AMPUTATION OF FOOT (COMPLETE) (PARTIAL), UNILATERAL, COMPLICATED	8961
DX_LOWER_AMP	LOWER EXTREMITY (LIMB) AMPUTATION	DX09	896.2	TRAUMATIC AMPUTATION OF FOOT (COMPLETE) (PARTIAL), BILATERAL, WITHOUT MENTION OF COMPLICATION	8962
DX_LOWER_AMP	LOWER EXTREMITY (LIMB) AMPUTATION	DX09	896.3	TRAUMATIC AMPUTATION OF FOOT (COMPLETE) (PARTIAL), BILATERAL, COMPLICATED	8963
DX_LOWER_AMP	LOWER EXTREMITY (LIMB) AMPUTATION	DX09	897	TRAUMATIC AMPUTATION OF LEG(S) (COMPLETE) (PARTIAL)	897
DX_LOWER_AMP	LOWER EXTREMITY (LIMB) AMPUTATION	DX09	897.0	TRAUMATIC AMPUTATION OF LEG(S) (COMPLETE) (PARTIAL), UNILATERAL, BELOW KNEE, WITHOUT MENTION OF COMPLICATION	8970
DX_LOWER_AMP	LOWER EXTREMITY (LIMB) AMPUTATION	DX09	897.1	TRAUMATIC AMPUTATION OF LEG(S) (COMPLETE) (PARTIAL), UNILATERAL, BELOW KNEE, COMPLICATED	8971
DX_LOWER_AMP	LOWER EXTREMITY (LIMB) AMPUTATION	DX09	897.2	TRAUMATIC AMPUTATION OF LEG(S) (COMPLETE) (PARTIAL), UNILATERAL, AT OR ABOVE KNEE, WITHOUT MENTION OF COMPLICATION	8972
DX_LOWER_AMP	LOWER EXTREMITY (LIMB) AMPUTATION	DX09	897.3	TRAUMATIC AMPUTATION OF LEG(S) (COMPLETE) (PARTIAL), UNILATERAL, AT OR ABOVE KNEE, COMPLICATED	8973
DX_LOWER_AMP	LOWER EXTREMITY (LIMB) AMPUTATION	DX09	897.4	TRAUMATIC AMPUTATION OF LEG(S) (COMPLETE) (PARTIAL), UNILATERAL, LEVEL NOT SPECIFIED, WITHOUT MENTION OF COMPLICATION	8974
DX_LOWER_AMP	LOWER EXTREMITY (LIMB) AMPUTATION	DX09	897.5	TRAUMATIC AMPUTATION OF LEG(S) (COMPLETE) (PARTIAL), UNILATERAL, LEVEL NOT SPECIFIED, COMPLICATED	8975

Boehringer Ingelheim
Statistical and Epidemiological Analysis Plan (SEAP) for Non-Interventional Study
(NIS)
BI Study Number 1245-0228

Proprietary confidential information © 2023 Boehringer Ingelheim International GmbH or one or more of its affiliated companies

DX_LOWER_AMP	LOWER EXTREMITY (LIMB) AMPUTATION	DX09	897.6	TRAUMATIC AMPUTATION OF LEG(S) (COMPLETE) (PARTIAL), BILATERAL [ANY LEVEL], WITHOUT MENTION OF COMPLICATION	8976
DX_LOWER_AMP	LOWER EXTREMITY (LIMB) AMPUTATION	DX09	897.7	TRAUMATIC AMPUTATION OF LEG(S) (COMPLETE) (PARTIAL), BILATERAL [ANY LEVEL], COMPLICATED	8977
DX_LOWER_AMP	LOWER EXTREMITY (LIMB) AMPUTATION	DX10	S78.011A	COMPLETE TRAUMATIC AMPUTATION AT RIGHT HIP JOINT, INITIAL ENCOUNTER	S78011A
DX_LOWER_AMP	LOWER EXTREMITY (LIMB) AMPUTATION	DX10	S78.011D	COMPLETE TRAUMATIC AMPUTATION AT RIGHT HIP JOINT, SUBSEQUENT ENCOUNTER	S78011D
DX_LOWER_AMP	LOWER EXTREMITY (LIMB) AMPUTATION	DX10	S78.012A	COMPLETE TRAUMATIC AMPUTATION AT LEFT HIP JOINT, INITIAL ENCOUNTER	S78012A
DX_LOWER_AMP	LOWER EXTREMITY (LIMB) AMPUTATION	DX10	S78.012D	COMPLETE TRAUMATIC AMPUTATION AT LEFT HIP JOINT, SUBSEQUENT ENCOUNTER	S78012D
DX_LOWER_AMP	LOWER EXTREMITY (LIMB) AMPUTATION	DX10	S78.019A	COMPLETE TRAUMATIC AMPUTATION AT UNSPECIFIED HIP JOINT, INITIAL ENCOUNTER	S78019A
DX_LOWER_AMP	LOWER EXTREMITY (LIMB) AMPUTATION	DX10	S78.019D	COMPLETE TRAUMATIC AMPUTATION AT UNSPECIFIED HIP JOINT, SUBSEQUENT ENCOUNTER	S78019D
DX_LOWER_AMP	LOWER EXTREMITY (LIMB) AMPUTATION	DX10	S78.021A	PARTIAL TRAUMATIC AMPUTATION AT RIGHT HIP JOINT, INITIAL ENCOUNTER	S78021A
DX_LOWER_AMP	LOWER EXTREMITY (LIMB) AMPUTATION	DX10	S78.021D	PARTIAL TRAUMATIC AMPUTATION AT RIGHT HIP JOINT, SUBSEQUENT ENCOUNTER	S78021D
DX_LOWER_AMP	LOWER EXTREMITY (LIMB) AMPUTATION	DX10	S78.022A	PARTIAL TRAUMATIC AMPUTATION AT LEFT HIP JOINT, INITIAL ENCOUNTER	S78022A
DX_LOWER_AMP	LOWER EXTREMITY (LIMB) AMPUTATION	DX10	S78.022D	PARTIAL TRAUMATIC AMPUTATION AT LEFT HIP JOINT, SUBSEQUENT ENCOUNTER	S78022D
DX_LOWER_AMP	LOWER EXTREMITY (LIMB) AMPUTATION	DX10	S78.029A	PARTIAL TRAUMATIC AMPUTATION AT UNSPECIFIED HIP JOINT, INITIAL ENCOUNTER	S78029A
DX_LOWER_AMP	LOWER EXTREMITY (LIMB) AMPUTATION	DX10	S78.029D	PARTIAL TRAUMATIC AMPUTATION AT UNSPECIFIED HIP JOINT, SUBSEQUENT ENCOUNTER	S78029D
DX_LOWER_AMP	LOWER EXTREMITY (LIMB) AMPUTATION	DX10	S78.111A	COMPLETE TRAUMATIC AMPUTATION AT LEVEL BETWEEN RIGHT HIP AND KNEE, INITIAL ENCOUNTER	S78111A
DX_LOWER_AMP	LOWER EXTREMITY (LIMB) AMPUTATION	DX10	S78.111D	COMPLETE TRAUMATIC AMPUTATION AT LEVEL BETWEEN RIGHT HIP AND KNEE, SUBSEQUENT ENCOUNTER	S78111D
DX_LOWER_AMP	LOWER EXTREMITY (LIMB) AMPUTATION	DX10	S78.112A	COMPLETE TRAUMATIC AMPUTATION AT LEVEL BETWEEN LEFT HIP AND KNEE, INITIAL ENCOUNTER	S78112A
DX_LOWER_AMP	LOWER EXTREMITY (LIMB) AMPUTATION	DX10	S78.112D	COMPLETE TRAUMATIC AMPUTATION AT LEVEL BETWEEN LEFT HIP AND KNEE, SUBSEQUENT ENCOUNTER	S78112D
DX_LOWER_AMP	LOWER EXTREMITY (LIMB) AMPUTATION	DX10	S78.119A	COMPLETE TRAUMATIC AMPUTATION AT LEVEL BETWEEN UNSPECIFIED HIP AND KNEE, INITIAL ENCOUNTER	S78119A
DX_LOWER_AMP	LOWER EXTREMITY (LIMB) AMPUTATION	DX10	S78.119D	COMPLETE TRAUMATIC AMPUTATION AT LEVEL BETWEEN UNSPECIFIED HIP AND KNEE, SUBSEQUENT ENCOUNTER	S78119D
DX_LOWER_AMP	LOWER EXTREMITY (LIMB) AMPUTATION	DX10	S78.121A	PARTIAL TRAUMATIC AMPUTATION AT LEVEL BETWEEN RIGHT HIP AND KNEE, INITIAL ENCOUNTER	S78121A
DX_LOWER_AMP	LOWER EXTREMITY (LIMB) AMPUTATION	DX10	S78.121D	PARTIAL TRAUMATIC AMPUTATION AT LEVEL BETWEEN RIGHT HIP AND KNEE, SUBSEQUENT ENCOUNTER	S78121D
DX_LOWER_AMP	LOWER EXTREMITY (LIMB) AMPUTATION	DX10	S78.122A	PARTIAL TRAUMATIC AMPUTATION AT LEVEL BETWEEN LEFT HIP AND KNEE, INITIAL ENCOUNTER	S78122A
DX_LOWER_AMP	LOWER EXTREMITY (LIMB) AMPUTATION	DX10	S78.122D	PARTIAL TRAUMATIC AMPUTATION AT LEVEL BETWEEN LEFT HIP AND KNEE, SUBSEQUENT ENCOUNTER	S78122D
DX_LOWER_AMP	LOWER EXTREMITY (LIMB) AMPUTATION	DX10	S78.129A	PARTIAL TRAUMATIC AMPUTATION AT LEVEL BETWEEN UNSPECIFIED HIP AND KNEE, INITIAL ENCOUNTER	S78129A
DX_LOWER_AMP	LOWER EXTREMITY (LIMB) AMPUTATION	DX10	S78.129D	PARTIAL TRAUMATIC AMPUTATION AT LEVEL BETWEEN UNSPECIFIED HIP AND KNEE, SUBSEQUENT ENCOUNTER	S78129D
DX_LOWER_AMP	LOWER EXTREMITY (LIMB) AMPUTATION	DX10	S78.911A	COMPLETE TRAUMATIC AMPUTATION OF RIGHT HIP AND THIGH, LEVEL UNSPECIFIED, INITIAL ENCOUNTER	S78911A
DX_LOWER_AMP	LOWER EXTREMITY (LIMB) AMPUTATION	DX10	S78.911D	COMPLETE TRAUMATIC AMPUTATION OF RIGHT HIP AND THIGH, LEVEL UNSPECIFIED, SUBSEQUENT ENCOUNTER	S78911D
DX_LOWER_AMP	LOWER EXTREMITY (LIMB) AMPUTATION	DX10	S78.912A	COMPLETE TRAUMATIC AMPUTATION OF LEFT HIP AND THIGH, LEVEL UNSPECIFIED, INITIAL ENCOUNTER	S78912A
DX_LOWER_AMP	LOWER EXTREMITY (LIMB) AMPUTATION	DX10	S78.912D	COMPLETE TRAUMATIC AMPUTATION OF LEFT HIP AND THIGH, LEVEL UNSPECIFIED, SUBSEQUENT ENCOUNTER	S78912D
DX_LOWER_AMP	LOWER EXTREMITY (LIMB) AMPUTATION	DX10	S78.919A	COMPLETE TRAUMATIC AMPUTATION OF UNSPECIFIED HIP AND THIGH, LEVEL UNSPECIFIED, INITIAL ENCOUNTER	S78919A
DX_LOWER_AMP	LOWER EXTREMITY (LIMB) AMPUTATION	DX10	S78.919D	COMPLETE TRAUMATIC AMPUTATION OF UNSPECIFIED HIP AND THIGH, LEVEL UNSPECIFIED, SUBSEQUENT ENCOUNTER	S78919D
DX_LOWER_AMP	LOWER EXTREMITY (LIMB) AMPUTATION	DX10	S78.921A	PARTIAL TRAUMATIC AMPUTATION OF RIGHT HIP AND THIGH, LEVEL UNSPECIFIED, INITIAL ENCOUNTER	S78921A
DX_LOWER_AMP	LOWER EXTREMITY (LIMB) AMPUTATION	DX10	S78.921D	PARTIAL TRAUMATIC AMPUTATION OF RIGHT HIP AND THIGH, LEVEL UNSPECIFIED, SUBSEQUENT ENCOUNTER	S78921D
DX_LOWER_AMP	LOWER EXTREMITY (LIMB) AMPUTATION	DX10	S78.922A	PARTIAL TRAUMATIC AMPUTATION OF LEFT HIP AND THIGH, LEVEL UNSPECIFIED, INITIAL ENCOUNTER	S78922A
DX_LOWER_AMP	LOWER EXTREMITY (LIMB) AMPUTATION	DX10	S78.922D	PARTIAL TRAUMATIC AMPUTATION OF LEFT HIP AND THIGH, LEVEL UNSPECIFIED, SUBSEQUENT ENCOUNTER	S78922D
DX_LOWER_AMP	LOWER EXTREMITY (LIMB) AMPUTATION	DX10	S78.929A	PARTIAL TRAUMATIC AMPUTATION OF UNSPECIFIED HIP AND THIGH, LEVEL UNSPECIFIED, INITIAL ENCOUNTER	S78929A
DX_LOWER_AMP	LOWER EXTREMITY (LIMB) AMPUTATION	DX10	S78.929D	PARTIAL TRAUMATIC AMPUTATION OF UNSPECIFIED HIP AND THIGH, LEVEL UNSPECIFIED, SUBSEQUENT ENCOUNTER	S78929D
DX_LOWER_AMP	LOWER EXTREMITY (LIMB) AMPUTATION	DX10	S88.011A	COMPLETE TRAUMATIC AMPUTATION AT KNEE LEVEL, RIGHT LOWER LEG, INITIAL ENCOUNTER	S88011A
DX_LOWER_AMP	LOWER EXTREMITY (LIMB) AMPUTATION	DX10	S88.011D	COMPLETE TRAUMATIC AMPUTATION AT KNEE LEVEL, RIGHT LOWER LEG, SUBSEQUENT ENCOUNTER	S88011D
DX_LOWER_AMP	LOWER EXTREMITY (LIMB) AMPUTATION	DX10	S88.012A	COMPLETE TRAUMATIC AMPUTATION AT KNEE LEVEL, LEFT LOWER LEG, INITIAL ENCOUNTER	S88012A
DX_LOWER_AMP	LOWER EXTREMITY (LIMB) AMPUTATION	DX10	S88.012D	COMPLETE TRAUMATIC AMPUTATION AT KNEE LEVEL, LEFT LOWER LEG, SUBSEQUENT ENCOUNTER	S88012D
DX_LOWER_AMP	LOWER EXTREMITY (LIMB) AMPUTATION	DX10	S88.019A	COMPLETE TRAUMATIC AMPUTATION AT KNEE LEVEL, UNSPECIFIED LOWER LEG, INITIAL ENCOUNTER	S88019A
DX_LOWER_AMP	LOWER EXTREMITY (LIMB) AMPUTATION	DX10	S88.019D	COMPLETE TRAUMATIC AMPUTATION AT KNEE LEVEL, UNSPECIFIED LOWER LEG, SUBSEQUENT ENCOUNTER	S88019D
DX_LOWER_AMP	LOWER EXTREMITY (LIMB) AMPUTATION	DX10	S88.021A	PARTIAL TRAUMATIC AMPUTATION AT KNEE LEVEL, RIGHT LOWER LEG, INITIAL ENCOUNTER	S88021A
DX_LOWER_AMP	LOWER EXTREMITY (LIMB) AMPUTATION	DX10	S88.021D	PARTIAL TRAUMATIC AMPUTATION AT KNEE LEVEL, RIGHT LOWER LEG, SUBSEQUENT ENCOUNTER	S88021D
DX_LOWER_AMP	LOWER EXTREMITY (LIMB) AMPUTATION	DX10	S88.022A	PARTIAL TRAUMATIC AMPUTATION AT KNEE LEVEL, LEFT LOWER LEG, INITIAL ENCOUNTER	S88022A
DX_LOWER_AMP	LOWER EXTREMITY (LIMB) AMPUTATION	DX10	S88.022D	PARTIAL TRAUMATIC AMPUTATION AT KNEE LEVEL, LEFT LOWER LEG, SUBSEQUENT ENCOUNTER	S88022D
DX_LOWER_AMP	LOWER EXTREMITY (LIMB) AMPUTATION	DX10	S88.029A	PARTIAL TRAUMATIC AMPUTATION AT KNEE LEVEL, UNSPECIFIED LOWER LEG, INITIAL ENCOUNTER	S88029A
DX_LOWER_AMP	LOWER EXTREMITY (LIMB) AMPUTATION	DX10	S88.029D	PARTIAL TRAUMATIC AMPUTATION AT KNEE LEVEL, UNSPECIFIED LOWER LEG, SUBSEQUENT ENCOUNTER	S88029D
DX_LOWER_AMP	LOWER EXTREMITY (LIMB) AMPUTATION	DX10	S88.111A	COMPLETE TRAUMATIC AMPUTATION AT LEVEL BETWEEN KNEE AND ANKLE, RIGHT LOWER LEG, INITIAL ENCOUNTER	S88111A
DX_LOWER_AMP	LOWER EXTREMITY (LIMB) AMPUTATION	DX10	S88.111D	COMPLETE TRAUMATIC AMPUTATION AT LEVEL BETWEEN KNEE AND ANKLE, RIGHT LOWER LEG, SUBSEQUENT ENCOUNTER	S88111D
DX_LOWER_AMP	LOWER EXTREMITY (LIMB) AMPUTATION	DX10	S88.112A	COMPLETE TRAUMATIC AMPUTATION AT LEVEL BETWEEN KNEE AND ANKLE, LEFT LOWER LEG, INITIAL ENCOUNTER	S88112A
DX_LOWER_AMP	LOWER EXTREMITY (LIMB) AMPUTATION	DX10	S88.112D	COMPLETE TRAUMATIC AMPUTATION AT LEVEL BETWEEN KNEE AND ANKLE, LEFT LOWER LEG, SUBSEQUENT ENCOUNTER	S88112D
DX_LOWER_AMP	LOWER EXTREMITY (LIMB) AMPUTATION	DX10	S88.119A	COMPLETE TRAUMATIC AMPUTATION AT LEVEL BETWEEN KNEE AND ANKLE, UNSPECIFIED LOWER LEG, INITIAL ENCOUNTER	S88119A
DX_LOWER_AMP	LOWER EXTREMITY (LIMB) AMPUTATION	DX10	S88.119D	COMPLETE TRAUMATIC AMPUTATION AT LEVEL BETWEEN KNEE AND ANKLE, UNSPECIFIED LOWER LEG, SUBSEQUENT ENCOUNTER	S88119D

Boehringer Ingelheim
Statistical and Epidemiological Analysis Plan (SEAP) for Non-Interventional Study
(NIS)
BI Study Number 1245-0228

Proprietary confidential information © 2023 Boehringer Ingelheim International GmbH or one or more of its affiliated companies

DX_LOWER_AMP	LOWER EXTREMITY (LIMB) AMPUTATION	DX10	S88.121A	PARTIAL TRAUMATIC AMPUTATION AT LEVEL BETWEEN KNEE AND ANKLE, RIGHT LOWER LEG, INITIAL ENCOUNTER	S88121A
DX_LOWER_AMP	LOWER EXTREMITY (LIMB) AMPUTATION	DX10	S88.121D	PARTIAL TRAUMATIC AMPUTATION AT LEVEL BETWEEN KNEE AND ANKLE, RIGHT LOWER LEG, SUBSEQUENT ENCOUNTER	S88121D
DX_LOWER_AMP	LOWER EXTREMITY (LIMB) AMPUTATION	DX10	S88.122A	PARTIAL TRAUMATIC AMPUTATION AT LEVEL BETWEEN KNEE AND ANKLE, LEFT LOWER LEG, INITIAL ENCOUNTER	S88122A
DX_LOWER_AMP	LOWER EXTREMITY (LIMB) AMPUTATION	DX10	S88.122D	PARTIAL TRAUMATIC AMPUTATION AT LEVEL BETWEEN KNEE AND ANKLE, LEFT LOWER LEG, SUBSEQUENT ENCOUNTER	S88122D
DX_LOWER_AMP	LOWER EXTREMITY (LIMB) AMPUTATION	DX10	S88.129A	PARTIAL TRAUMATIC AMPUTATION AT LEVEL BETWEEN KNEE AND ANKLE, UNSPECIFIED LOWER LEG, INITIAL ENCOUNTER	S88129A
DX_LOWER_AMP	LOWER EXTREMITY (LIMB) AMPUTATION	DX10	S88.129D	PARTIAL TRAUMATIC AMPUTATION AT LEVEL BETWEEN KNEE AND ANKLE, UNSPECIFIED LOWER LEG, SUBSEQUENT ENCOUNTER	S88129D
DX_LOWER_AMP	LOWER EXTREMITY (LIMB) AMPUTATION	DX10	S88.911A	COMPLETE TRAUMATIC AMPUTATION OF RIGHT LOWER LEG, LEVEL UNSPECIFIED, INITIAL ENCOUNTER	S88911A
DX_LOWER_AMP	LOWER EXTREMITY (LIMB) AMPUTATION	DX10	S88.911D	COMPLETE TRAUMATIC AMPUTATION OF RIGHT LOWER LEG, LEVEL UNSPECIFIED, SUBSEQUENT ENCOUNTER	S88911D
DX_LOWER_AMP	LOWER EXTREMITY (LIMB) AMPUTATION	DX10	S88.912A	COMPLETE TRAUMATIC AMPUTATION OF LEFT LOWER LEG, LEVEL UNSPECIFIED, INITIAL ENCOUNTER	S88912A
DX_LOWER_AMP	LOWER EXTREMITY (LIMB) AMPUTATION	DX10	S88.912D	COMPLETE TRAUMATIC AMPUTATION OF LEFT LOWER LEG, LEVEL UNSPECIFIED, SUBSEQUENT ENCOUNTER	S88912D
DX_LOWER_AMP	LOWER EXTREMITY (LIMB) AMPUTATION	DX10	S88.919A	COMPLETE TRAUMATIC AMPUTATION OF UNSPECIFIED LOWER LEG, LEVEL UNSPECIFIED, INITIAL ENCOUNTER	S88919A
DX_LOWER_AMP	LOWER EXTREMITY (LIMB) AMPUTATION	DX10	S88.919D	COMPLETE TRAUMATIC AMPUTATION OF UNSPECIFIED LOWER LEG, LEVEL UNSPECIFIED, SUBSEQUENT ENCOUNTER	S88919D
DX_LOWER_AMP	LOWER EXTREMITY (LIMB) AMPUTATION	DX10	S88.921A	PARTIAL TRAUMATIC AMPUTATION OF RIGHT LOWER LEG, LEVEL UNSPECIFIED, INITIAL ENCOUNTER	S88921A
DX_LOWER_AMP	LOWER EXTREMITY (LIMB) AMPUTATION	DX10	S88.921D	PARTIAL TRAUMATIC AMPUTATION OF RIGHT LOWER LEG, LEVEL UNSPECIFIED, SUBSEQUENT ENCOUNTER	S88921D
DX_LOWER_AMP	LOWER EXTREMITY (LIMB) AMPUTATION	DX10	S88.922A	PARTIAL TRAUMATIC AMPUTATION OF LEFT LOWER LEG, LEVEL UNSPECIFIED, INITIAL ENCOUNTER	S88922A
DX_LOWER_AMP	LOWER EXTREMITY (LIMB) AMPUTATION	DX10	S88.922D	PARTIAL TRAUMATIC AMPUTATION OF LEFT LOWER LEG, LEVEL UNSPECIFIED, SUBSEQUENT ENCOUNTER	S88922D
DX_LOWER_AMP	LOWER EXTREMITY (LIMB) AMPUTATION	DX10	S88.929A	PARTIAL TRAUMATIC AMPUTATION OF UNSPECIFIED LOWER LEG, LEVEL UNSPECIFIED, INITIAL ENCOUNTER	S88929A
DX_LOWER_AMP	LOWER EXTREMITY (LIMB) AMPUTATION	DX10	S88.929D	PARTIAL TRAUMATIC AMPUTATION OF UNSPECIFIED LOWER LEG, LEVEL UNSPECIFIED, SUBSEQUENT ENCOUNTER	S88929D
DX_LOWER_AMP	LOWER EXTREMITY (LIMB) AMPUTATION	DX10	S98.011A	COMPLETE TRAUMATIC AMPUTATION OF RIGHT FOOT AT ANKLE LEVEL, INITIAL ENCOUNTER	S98011A
DX_LOWER_AMP	LOWER EXTREMITY (LIMB) AMPUTATION	DX10	S98.011D	COMPLETE TRAUMATIC AMPUTATION OF RIGHT FOOT AT ANKLE LEVEL, SUBSEQUENT ENCOUNTER	S98011D
DX_LOWER_AMP	LOWER EXTREMITY (LIMB) AMPUTATION	DX10	S98.012A	COMPLETE TRAUMATIC AMPUTATION OF LEFT FOOT AT ANKLE LEVEL, INITIAL ENCOUNTER	S98012A
DX_LOWER_AMP	LOWER EXTREMITY (LIMB) AMPUTATION	DX10	S98.012D	COMPLETE TRAUMATIC AMPUTATION OF LEFT FOOT AT ANKLE LEVEL, SUBSEQUENT ENCOUNTER	S98012D
DX_LOWER_AMP	LOWER EXTREMITY (LIMB) AMPUTATION	DX10	S98.019A	COMPLETE TRAUMATIC AMPUTATION OF UNSPECIFIED FOOT AT ANKLE LEVEL, INITIAL ENCOUNTER	S98019A
DX_LOWER_AMP	LOWER EXTREMITY (LIMB) AMPUTATION	DX10	S98.019D	COMPLETE TRAUMATIC AMPUTATION OF UNSPECIFIED FOOT AT ANKLE LEVEL, SUBSEQUENT ENCOUNTER	S98019D
DX_LOWER_AMP	LOWER EXTREMITY (LIMB) AMPUTATION	DX10	S98.021A	PARTIAL TRAUMATIC AMPUTATION OF RIGHT FOOT AT ANKLE LEVEL, INITIAL ENCOUNTER	S98021A
DX_LOWER_AMP	LOWER EXTREMITY (LIMB) AMPUTATION	DX10	S98.021D	PARTIAL TRAUMATIC AMPUTATION OF RIGHT FOOT AT ANKLE LEVEL, SUBSEQUENT ENCOUNTER	S98021D
DX_LOWER_AMP	LOWER EXTREMITY (LIMB) AMPUTATION	DX10	S98.022A	PARTIAL TRAUMATIC AMPUTATION OF LEFT FOOT AT ANKLE LEVEL, INITIAL ENCOUNTER	S98022A
DX_LOWER_AMP	LOWER EXTREMITY (LIMB) AMPUTATION	DX10	S98.022D	PARTIAL TRAUMATIC AMPUTATION OF LEFT FOOT AT ANKLE LEVEL, SUBSEQUENT ENCOUNTER	S98022D
DX_LOWER_AMP	LOWER EXTREMITY (LIMB) AMPUTATION	DX10	S98.029A	PARTIAL TRAUMATIC AMPUTATION OF UNSPECIFIED FOOT AT ANKLE LEVEL, INITIAL ENCOUNTER	S98029A
DX_LOWER_AMP	LOWER EXTREMITY (LIMB) AMPUTATION	DX10	S98.029D	PARTIAL TRAUMATIC AMPUTATION OF UNSPECIFIED FOOT AT ANKLE LEVEL, SUBSEQUENT ENCOUNTER	S98029D
DX_LOWER_AMP	LOWER EXTREMITY (LIMB) AMPUTATION	DX10	S98.111A	COMPLETE TRAUMATIC AMPUTATION OF RIGHT GREAT TOE, INITIAL ENCOUNTER	S98111A
DX_LOWER_AMP	LOWER EXTREMITY (LIMB) AMPUTATION	DX10	S98.111D	COMPLETE TRAUMATIC AMPUTATION OF RIGHT GREAT TOE, SUBSEQUENT ENCOUNTER	S98111D
DX_LOWER_AMP	LOWER EXTREMITY (LIMB) AMPUTATION	DX10	S98.112A	COMPLETE TRAUMATIC AMPUTATION OF LEFT GREAT TOE, INITIAL ENCOUNTER	S98112A
DX_LOWER_AMP	LOWER EXTREMITY (LIMB) AMPUTATION	DX10	S98.112D	COMPLETE TRAUMATIC AMPUTATION OF LEFT GREAT TOE, SUBSEQUENT ENCOUNTER	S98112D
DX_LOWER_AMP	LOWER EXTREMITY (LIMB) AMPUTATION	DX10	S98.119A	COMPLETE TRAUMATIC AMPUTATION OF UNSPECIFIED GREAT TOE, INITIAL ENCOUNTER	S98119A
DX_LOWER_AMP	LOWER EXTREMITY (LIMB) AMPUTATION	DX10	S98.119D	COMPLETE TRAUMATIC AMPUTATION OF UNSPECIFIED GREAT TOE, SUBSEQUENT ENCOUNTER	S98119D
DX_LOWER_AMP	LOWER EXTREMITY (LIMB) AMPUTATION	DX10	S98.121A	PARTIAL TRAUMATIC AMPUTATION OF RIGHT GREAT TOE, INITIAL ENCOUNTER	S98121A
DX_LOWER_AMP	LOWER EXTREMITY (LIMB) AMPUTATION	DX10	S98.121D	PARTIAL TRAUMATIC AMPUTATION OF RIGHT GREAT TOE, SUBSEQUENT ENCOUNTER	S98121D
DX_LOWER_AMP	LOWER EXTREMITY (LIMB) AMPUTATION	DX10	S98.122A	PARTIAL TRAUMATIC AMPUTATION OF LEFT GREAT TOE, INITIAL ENCOUNTER	S98122A
DX_LOWER_AMP	LOWER EXTREMITY (LIMB) AMPUTATION	DX10	S98.122D	PARTIAL TRAUMATIC AMPUTATION OF LEFT GREAT TOE, SUBSEQUENT ENCOUNTER	S98122D
DX_LOWER_AMP	LOWER EXTREMITY (LIMB) AMPUTATION	DX10	S98.129A	PARTIAL TRAUMATIC AMPUTATION OF UNSPECIFIED GREAT TOE, INITIAL ENCOUNTER	S98129A
DX_LOWER_AMP	LOWER EXTREMITY (LIMB) AMPUTATION	DX10	S98.129D	PARTIAL TRAUMATIC AMPUTATION OF UNSPECIFIED GREAT TOE, SUBSEQUENT ENCOUNTER	S98129D
DX_LOWER_AMP	LOWER EXTREMITY (LIMB) AMPUTATION	DX10	S98.131A	COMPLETE TRAUMATIC AMPUTATION OF ONE RIGHT LESSER TOE, INITIAL ENCOUNTER	S98131A
DX_LOWER_AMP	LOWER EXTREMITY (LIMB) AMPUTATION	DX10	S98.131D	COMPLETE TRAUMATIC AMPUTATION OF ONE RIGHT LESSER TOE, SUBSEQUENT ENCOUNTER	S98131D
DX_LOWER_AMP	LOWER EXTREMITY (LIMB) AMPUTATION	DX10	S98.132A	COMPLETE TRAUMATIC AMPUTATION OF ONE LEFT LESSER TOE, INITIAL ENCOUNTER	S98132A
DX_LOWER_AMP	LOWER EXTREMITY (LIMB) AMPUTATION	DX10	S98.132D	COMPLETE TRAUMATIC AMPUTATION OF ONE LEFT LESSER TOE, SUBSEQUENT ENCOUNTER	S98132D
DX_LOWER_AMP	LOWER EXTREMITY (LIMB) AMPUTATION	DX10	S98.139A	COMPLETE TRAUMATIC AMPUTATION OF ONE UNSPECIFIED LESSER TOE, INITIAL ENCOUNTER	S98139A
DX_LOWER_AMP	LOWER EXTREMITY (LIMB) AMPUTATION	DX10	S98.139D	COMPLETE TRAUMATIC AMPUTATION OF ONE UNSPECIFIED LESSER TOE, SUBSEQUENT ENCOUNTER	S98139D
DX_LOWER_AMP	LOWER EXTREMITY (LIMB) AMPUTATION	DX10	S98.141A	PARTIAL TRAUMATIC AMPUTATION OF ONE RIGHT LESSER TOE, INITIAL ENCOUNTER	S98141A
DX_LOWER_AMP	LOWER EXTREMITY (LIMB) AMPUTATION	DX10	S98.141D	PARTIAL TRAUMATIC AMPUTATION OF ONE RIGHT LESSER TOE, SUBSEQUENT ENCOUNTER	S98141D
DX_LOWER_AMP	LOWER EXTREMITY (LIMB) AMPUTATION	DX10	S98.142A	PARTIAL TRAUMATIC AMPUTATION OF ONE LEFT LESSER TOE, INITIAL ENCOUNTER	S98142A
DX_LOWER_AMP	LOWER EXTREMITY (LIMB) AMPUTATION	DX10	S98.142D	PARTIAL TRAUMATIC AMPUTATION OF ONE LEFT LESSER TOE, SUBSEQUENT ENCOUNTER	S98142D
DX_LOWER_AMP	LOWER EXTREMITY (LIMB) AMPUTATION	DX10	S98.149A	PARTIAL TRAUMATIC AMPUTATION OF ONE UNSPECIFIED LESSER TOE, INITIAL ENCOUNTER	S98149A
DX_LOWER_AMP	LOWER EXTREMITY (LIMB) AMPUTATION	DX10	S98.149D	PARTIAL TRAUMATIC AMPUTATION OF ONE UNSPECIFIED LESSER TOE, SUBSEQUENT ENCOUNTER	S98149D
DX_LOWER_AMP	LOWER EXTREMITY (LIMB) AMPUTATION	DX10	S98.211A	COMPLETE TRAUMATIC AMPUTATION OF TWO OR MORE RIGHT LESSER TOES, INITIAL ENCOUNTER	S98211A
DX_LOWER_AMP	LOWER EXTREMITY (LIMB) AMPUTATION	DX10	S98.211D	COMPLETE TRAUMATIC AMPUTATION OF TWO OR MORE RIGHT LESSER TOES, SUBSEQUENT ENCOUNTER	S98211D
DX_LOWER_AMP	LOWER EXTREMITY (LIMB) AMPUTATION	DX10	S98.212A	COMPLETE TRAUMATIC AMPUTATION OF TWO OR MORE LEFT LESSER TOES, INITIAL ENCOUNTER	S98212A
DX_LOWER_AMP	LOWER EXTREMITY (LIMB) AMPUTATION	DX10	S98.212D	COMPLETE TRAUMATIC AMPUTATION OF TWO OR MORE LEFT LESSER TOES, SUBSEQUENT ENCOUNTER	S98212D
DX_LOWER_AMP	LOWER EXTREMITY (LIMB) AMPUTATION	DX10	S98.219A	COMPLETE TRAUMATIC AMPUTATION OF TWO OR MORE UNSPECIFIED LESSER TOES, INITIAL ENCOUNTER	S98219A
DX_LOWER_AMP	LOWER EXTREMITY (LIMB) AMPUTATION	DX10	S98.219D	COMPLETE TRAUMATIC AMPUTATION OF TWO OR MORE UNSPECIFIED LESSER TOES, SUBSEQUENT ENCOUNTER	S98219D

Boehringer Ingelheim
Statistical and Epidemiological Analysis Plan (SEAP) for Non-Interventional Study
(NIS)
BI Study Number 1245-0228

Proprietary confidential information © 2023 Boehringer Ingelheim International GmbH or one or more of its affiliated companies

DX_LOWER_AMP	LOWER EXTREMITY (LIMB) AMPUTATION	DX10	S98.221A	PARTIAL TRAUMATIC AMPUTATION OF TWO OR MORE RIGHT LESSER TOES, INITIAL ENCOUNTER	S98221A
DX_LOWER_AMP	LOWER EXTREMITY (LIMB) AMPUTATION	DX10	S98.221D	PARTIAL TRAUMATIC AMPUTATION OF TWO OR MORE RIGHT LESSER TOES, SUBSEQUENT ENCOUNTER	S98221D
DX_LOWER_AMP	LOWER EXTREMITY (LIMB) AMPUTATION	DX10	S98.222A	PARTIAL TRAUMATIC AMPUTATION OF TWO OR MORE LEFT LESSER TOES, INITIAL ENCOUNTER	S98222A
DX_LOWER_AMP	LOWER EXTREMITY (LIMB) AMPUTATION	DX10	S98.222D	PARTIAL TRAUMATIC AMPUTATION OF TWO OR MORE LEFT LESSER TOES, SUBSEQUENT ENCOUNTER	S98222D
DX_LOWER_AMP	LOWER EXTREMITY (LIMB) AMPUTATION	DX10	S98.229A	PARTIAL TRAUMATIC AMPUTATION OF TWO OR MORE UNSPECIFIED LESSER TOES, INITIAL ENCOUNTER	S98229A
DX_LOWER_AMP	LOWER EXTREMITY (LIMB) AMPUTATION	DX10	S98.229D	PARTIAL TRAUMATIC AMPUTATION OF TWO OR MORE UNSPECIFIED LESSER TOES, SUBSEQUENT ENCOUNTER	S98229D
DX_LOWER_AMP	LOWER EXTREMITY (LIMB) AMPUTATION	DX10	S98.311A	COMPLETE TRAUMATIC AMPUTATION OF RIGHT MIDFOOT, INITIAL ENCOUNTER	S98311A
DX_LOWER_AMP	LOWER EXTREMITY (LIMB) AMPUTATION	DX10	S98.311D	COMPLETE TRAUMATIC AMPUTATION OF RIGHT MIDFOOT, SUBSEQUENT ENCOUNTER	S98311D
DX_LOWER_AMP	LOWER EXTREMITY (LIMB) AMPUTATION	DX10	S98.312A	COMPLETE TRAUMATIC AMPUTATION OF LEFT MIDFOOT, INITIAL ENCOUNTER	S98312A
DX_LOWER_AMP	LOWER EXTREMITY (LIMB) AMPUTATION	DX10	S98.312D	COMPLETE TRAUMATIC AMPUTATION OF LEFT MIDFOOT, SUBSEQUENT ENCOUNTER	S98312D
DX_LOWER_AMP	LOWER EXTREMITY (LIMB) AMPUTATION	DX10	S98.319A	COMPLETE TRAUMATIC AMPUTATION OF UNSPECIFIED MIDFOOT, INITIAL ENCOUNTER	S98319A
DX_LOWER_AMP	LOWER EXTREMITY (LIMB) AMPUTATION	DX10	S98.319D	COMPLETE TRAUMATIC AMPUTATION OF UNSPECIFIED MIDFOOT, SUBSEQUENT ENCOUNTER	S98319D
DX_LOWER_AMP	LOWER EXTREMITY (LIMB) AMPUTATION	DX10	S98.321A	PARTIAL TRAUMATIC AMPUTATION OF RIGHT MIDFOOT, INITIAL ENCOUNTER	S98321A
DX_LOWER_AMP	LOWER EXTREMITY (LIMB) AMPUTATION	DX10	S98.321D	PARTIAL TRAUMATIC AMPUTATION OF RIGHT MIDFOOT, SUBSEQUENT ENCOUNTER	S98321D
DX_LOWER_AMP	LOWER EXTREMITY (LIMB) AMPUTATION	DX10	S98.322A	PARTIAL TRAUMATIC AMPUTATION OF LEFT MIDFOOT, INITIAL ENCOUNTER	S98322A
DX_LOWER_AMP	LOWER EXTREMITY (LIMB) AMPUTATION	DX10	S98.322D	PARTIAL TRAUMATIC AMPUTATION OF LEFT MIDFOOT, SUBSEQUENT ENCOUNTER	S98322D
DX_LOWER_AMP	LOWER EXTREMITY (LIMB) AMPUTATION	DX10	S98.329A	PARTIAL TRAUMATIC AMPUTATION OF UNSPECIFIED MIDFOOT, INITIAL ENCOUNTER	S98329A
DX_LOWER_AMP	LOWER EXTREMITY (LIMB) AMPUTATION	DX10	S98.329D	PARTIAL TRAUMATIC AMPUTATION OF UNSPECIFIED MIDFOOT, SUBSEQUENT ENCOUNTER	S98329D
DX_LOWER_AMP	LOWER EXTREMITY (LIMB) AMPUTATION	DX10	S98.911A	COMPLETE TRAUMATIC AMPUTATION OF RIGHT FOOT, LEVEL UNSPECIFIED, INITIAL ENCOUNTER	S98911A
DX_LOWER_AMP	LOWER EXTREMITY (LIMB) AMPUTATION	DX10	S98.911D	COMPLETE TRAUMATIC AMPUTATION OF RIGHT FOOT, LEVEL UNSPECIFIED, SUBSEQUENT ENCOUNTER	S98911D
DX_LOWER_AMP	LOWER EXTREMITY (LIMB) AMPUTATION	DX10	S98.912A	COMPLETE TRAUMATIC AMPUTATION OF LEFT FOOT, LEVEL UNSPECIFIED, INITIAL ENCOUNTER	S98912A
DX_LOWER_AMP	LOWER EXTREMITY (LIMB) AMPUTATION	DX10	S98.912D	COMPLETE TRAUMATIC AMPUTATION OF LEFT FOOT, LEVEL UNSPECIFIED, SUBSEQUENT ENCOUNTER	S98912D
DX_LOWER_AMP	LOWER EXTREMITY (LIMB) AMPUTATION	DX10	S98.919A	COMPLETE TRAUMATIC AMPUTATION OF UNSPECIFIED FOOT, LEVEL UNSPECIFIED, INITIAL ENCOUNTER	S98919A
DX_LOWER_AMP	LOWER EXTREMITY (LIMB) AMPUTATION	DX10	S98.919D	COMPLETE TRAUMATIC AMPUTATION OF UNSPECIFIED FOOT, LEVEL UNSPECIFIED, SUBSEQUENT ENCOUNTER	S98919D
DX_LOWER_AMP	LOWER EXTREMITY (LIMB) AMPUTATION	DX10	S98.921A	PARTIAL TRAUMATIC AMPUTATION OF RIGHT FOOT, LEVEL UNSPECIFIED, INITIAL ENCOUNTER	S98921A
DX_LOWER_AMP	LOWER EXTREMITY (LIMB) AMPUTATION	DX10	S98.921D	PARTIAL TRAUMATIC AMPUTATION OF RIGHT FOOT, LEVEL UNSPECIFIED, SUBSEQUENT ENCOUNTER	S98921D
DX_LOWER_AMP	LOWER EXTREMITY (LIMB) AMPUTATION	DX10	S98.922A	PARTIAL TRAUMATIC AMPUTATION OF LEFT FOOT, LEVEL UNSPECIFIED, INITIAL ENCOUNTER	S98922A
DX_LOWER_AMP	LOWER EXTREMITY (LIMB) AMPUTATION	DX10	S98.922D	PARTIAL TRAUMATIC AMPUTATION OF LEFT FOOT, LEVEL UNSPECIFIED, SUBSEQUENT ENCOUNTER	S98922D
DX_LOWER_AMP	LOWER EXTREMITY (LIMB) AMPUTATION	DX10	S98.929A	PARTIAL TRAUMATIC AMPUTATION OF UNSPECIFIED FOOT, LEVEL UNSPECIFIED, INITIAL ENCOUNTER	S98929A
DX_LOWER_AMP	LOWER EXTREMITY (LIMB) AMPUTATION	DX10	S98.929D	PARTIAL TRAUMATIC AMPUTATION OF UNSPECIFIED FOOT, LEVEL UNSPECIFIED, SUBSEQUENT ENCOUNTER	S98929D
DX_MI	MYOCARDIAL INFARCTION (MI)	DX09	410	ACUTE MYOCARDIAL INFARCTION	410
DX_MI	MYOCARDIAL INFARCTION (MI)	DX09	410.0	ACUTE MYOCARDIAL INFARCTION, OF ANTEROLATERAL WALL	4100
DX_MI	MYOCARDIAL INFARCTION (MI)	DX09	410.001	ACUTE MYOCARDIAL INFARCTION OF ANTEROLATERAL WALL, EPISODE OF CARE UNSPECIFIED	410001
DX_MI	MYOCARDIAL INFARCTION (MI)	DX09	410.001	ACUTE MYOCARDIAL INFARCTION OF ANTEROLATERAL WALL, INITIAL EPISODE OF CARE	410001
DX_MI	MYOCARDIAL INFARCTION (MI)	DX09	410.002	ACUTE MYOCARDIAL INFARCTION OF ANTEROLATERAL WALL, SUBSEQUENT EPISODE OF CARE	410002
DX_MI	MYOCARDIAL INFARCTION (MI)	DX09	410.1	ACUTE MYOCARDIAL INFARCTION, OF OTHER ANTERIOR WALL	4101
DX_MI	MYOCARDIAL INFARCTION (MI)	DX09	410.101	ACUTE MYOCARDIAL INFARCTION OF OTHER ANTERIOR WALL, EPISODE OF CARE UNSPECIFIED	410101
DX_MI	MYOCARDIAL INFARCTION (MI)	DX09	410.101	ACUTE MYOCARDIAL INFARCTION OF OTHER ANTERIOR WALL, INITIAL EPISODE OF CARE	410101
DX_MI	MYOCARDIAL INFARCTION (MI)	DX09	410.101	ACUTE MYOCARDIAL INFARCTION OF OTHER ANTERIOR WALL, SUBSEQUENT EPISODE OF CARE	410101
DX_MI	MYOCARDIAL INFARCTION (MI)	DX09	410.102	ACUTE MYOCARDIAL INFARCTION, OF INFEROLATERAL WALL	4102
DX_MI	MYOCARDIAL INFARCTION (MI)	DX09	410.20	ACUTE MYOCARDIAL INFARCTION OF INFEROLATERAL WALL, EPISODE OF CARE UNSPECIFIED	410200
DX_MI	MYOCARDIAL INFARCTION (MI)	DX09	410.20	ACUTE MYOCARDIAL INFARCTION OF INFEROLATERAL WALL, INITIAL EPISODE OF CARE	410200
DX_MI	MYOCARDIAL INFARCTION (MI)	DX09	410.20	ACUTE MYOCARDIAL INFARCTION OF INFEROLATERAL WALL, SUBSEQUENT EPISODE OF CARE	410200
DX_MI	MYOCARDIAL INFARCTION (MI)	DX09	410.22	ACUTE MYOCARDIAL INFARCTION OF INFEROLATERAL WALL, EPISODE OF CARE UNSPECIFIED	410220
DX_MI	MYOCARDIAL INFARCTION (MI)	DX09	410.22	ACUTE MYOCARDIAL INFARCTION OF INFEROLATERAL WALL, INITIAL EPISODE OF CARE	410220
DX_MI	MYOCARDIAL INFARCTION (MI)	DX09	410.22	ACUTE MYOCARDIAL INFARCTION OF INFEROLATERAL WALL, SUBSEQUENT EPISODE OF CARE	410220
DX_MI	MYOCARDIAL INFARCTION (MI)	DX09	410.3	ACUTE MYOCARDIAL INFARCTION, OF INFEROPOSTERIOR WALL	4103
DX_MI	MYOCARDIAL INFARCTION (MI)	DX09	410.301	ACUTE MYOCARDIAL INFARCTION OF INFEROPOSTERIOR WALL, EPISODE OF CARE UNSPECIFIED	410301
DX_MI	MYOCARDIAL INFARCTION (MI)	DX09	410.301	ACUTE MYOCARDIAL INFARCTION OF INFEROPOSTERIOR WALL, INITIAL EPISODE OF CARE	410301
DX_MI	MYOCARDIAL INFARCTION (MI)	DX09	410.301	ACUTE MYOCARDIAL INFARCTION OF INFEROPOSTERIOR WALL, SUBSEQUENT EPISODE OF CARE	410301
DX_MI	MYOCARDIAL INFARCTION (MI)	DX09	410.32	ACUTE MYOCARDIAL INFARCTION, OF OTHER INFERIOR WALL	41032
DX_MI	MYOCARDIAL INFARCTION (MI)	DX09	410.4	ACUTE MYOCARDIAL INFARCTION, OF OTHER INFERIOR WALL	4104
DX_MI	MYOCARDIAL INFARCTION (MI)	DX09	410.40	ACUTE MYOCARDIAL INFARCTION OF OTHER INFERIOR WALL, EPISODE OF CARE UNSPECIFIED	410400
DX_MI	MYOCARDIAL INFARCTION (MI)	DX09	410.41	ACUTE MYOCARDIAL INFARCTION OF OTHER INFERIOR WALL, INITIAL EPISODE OF CARE	410401
DX_MI	MYOCARDIAL INFARCTION (MI)	DX09	410.41	ACUTE MYOCARDIAL INFARCTION OF OTHER INFERIOR WALL, SUBSEQUENT EPISODE OF CARE	410401
DX_MI	MYOCARDIAL INFARCTION (MI)	DX09	410.42	ACUTE MYOCARDIAL INFARCTION OF OTHER LATERAL WALL	41042
DX_MI	MYOCARDIAL INFARCTION (MI)	DX09	410.5	ACUTE MYOCARDIAL INFARCTION, OF OTHER LATERAL WALL	4105
DX_MI	MYOCARDIAL INFARCTION (MI)	DX09	410.50	ACUTE MYOCARDIAL INFARCTION OF OTHER LATERAL WALL, EPISODE OF CARE UNSPECIFIED	410500
DX_MI	MYOCARDIAL INFARCTION (MI)	DX09	410.50	ACUTE MYOCARDIAL INFARCTION OF OTHER LATERAL WALL, INITIAL EPISODE OF CARE	410500
DX_MI	MYOCARDIAL INFARCTION (MI)	DX09	410.50	ACUTE MYOCARDIAL INFARCTION OF OTHER LATERAL WALL, SUBSEQUENT EPISODE OF CARE	410500
DX_MI	MYOCARDIAL INFARCTION (MI)	DX09	410.52	ACUTE MYOCARDIAL INFARCTION OF OTHER LATERAL WALL, EPISODE OF CARE UNSPECIFIED	410520
DX_MI	MYOCARDIAL INFARCTION (MI)	DX09	410.6	ACUTE MYOCARDIAL INFARCTION, TRUE POSTERIOR WALL INFARCTION	4106
DX_MI	MYOCARDIAL INFARCTION (MI)	DX09	410.60	TRUE POSTERIOR WALL INFARCTION, EPISODE OF CARE UNSPECIFIED	410600
DX_MI	MYOCARDIAL INFARCTION (MI)	DX09	410.60	TRUE POSTERIOR WALL INFARCTION, INITIAL EPISODE OF CARE	410600
DX_MI	MYOCARDIAL INFARCTION (MI)	DX09	410.60	TRUE POSTERIOR WALL INFARCTION, SUBSEQUENT EPISODE OF CARE	410600
DX_MI	MYOCARDIAL INFARCTION (MI)	DX09	410.62	ACUTE MYOCARDIAL INFARCTION, SUBENDOCARDIAL INFARCTION	41062
DX_MI	MYOCARDIAL INFARCTION (MI)	DX09	410.7	ACUTE MYOCARDIAL INFARCTION, SUBENDOCARDIAL INFARCTION	4107
DX_MI	MYOCARDIAL INFARCTION (MI)	DX09	410.70	SUBENDOCARDIAL INFARCTION, EPISODE OF CARE UNSPECIFIED	410700
DX_MI	MYOCARDIAL INFARCTION (MI)	DX09	410.71	SUBENDOCARDIAL INFARCTION, INITIAL EPISODE OF CARE	410701
DX_MI	MYOCARDIAL INFARCTION (MI)	DX09	410.72	SUBENDOCARDIAL INFARCTION, SUBSEQUENT EPISODE OF CARE	410702
DX_MI	MYOCARDIAL INFARCTION (MI)	DX10	I21	ACUTE MYOCARDIAL INFARCTION	I21
DX_MI	MYOCARDIAL INFARCTION (MI)	DX10	I21.0	ST ELEVATION (STEMI) MYOCARDIAL INFARCTION OF ANTERIOR WALL	I210
DX_MI	MYOCARDIAL INFARCTION (MI)	DX10	I21.01	ST ELEVATION (STEMI) MYOCARDIAL INFARCTION INVOLVING LEFT MAIN CORONARY ARTERY	I2101
DX_MI	MYOCARDIAL INFARCTION (MI)	DX10	I21.02	ST ELEVATION (STEMI) MYOCARDIAL INFARCTION INVOLVING LEFT ANTERIOR DESCENDING CORONARY ARTERY	I2102
DX_MI	MYOCARDIAL INFARCTION (MI)	DX10	I21.09	ST ELEVATION (STEMI) MYOCARDIAL INFARCTION INVOLVING OTHER CORONARY ARTERY OF ANTERIOR WALL	I2109
DX_MI	MYOCARDIAL INFARCTION (MI)	DX10	I21.1	ST ELEVATION (STEMI) MYOCARDIAL INFARCTION OF INFERIOR WALL	I211
DX_MI	MYOCARDIAL INFARCTION (MI)	DX10	I21.11	ST ELEVATION (STEMI) MYOCARDIAL INFARCTION INVOLVING RIGHT CORONARY ARTERY	I2111

Boehringer Ingelheim
Statistical and Epidemiological Analysis Plan (SEAP) for Non-Interventional Study
(NIS)
BI Study Number 1245-0228

Proprietary confidential information © 2023 Boehringer Ingelheim International GmbH or one or more of its affiliated companies

DX_MI	MYOCARDIAL INFARCTION (MI)	DX10	I21.19	ST ELEVATION (STEMI) MYOCARDIAL INFARCTION INVOLVING OTHER CORONARY ARTERY OF INFERIOR WALL	I2119
DX_MI	MYOCARDIAL INFARCTION (MI)	DX10	I21.2	ST ELEVATION (STEMI) MYOCARDIAL INFARCTION OF OTHER SITES	I212
DX_MI	MYOCARDIAL INFARCTION (MI)	DX10	I21.21	ST ELEVATION (STEMI) MYOCARDIAL INFARCTION INVOLVING LEFT CIRCUMFLEX CORONARY ARTERY	I2121
DX_MI	MYOCARDIAL INFARCTION (MI)	DX10	I21.29	ST ELEVATION (STEMI) MYOCARDIAL INFARCTION INVOLVING OTHER SITES	I2129
DX_MI	MYOCARDIAL INFARCTION (MI)	DX10	I21.3	ST ELEVATION (STEMI) MYOCARDIAL INFARCTION OF UNSPECIFIED SITE	I213
DX_MI	MYOCARDIAL INFARCTION (MI)	DX10	I21.4	NON-ST ELEVATION (NSTEMI) MYOCARDIAL INFARCTION	I214
DX_MI	MYOCARDIAL INFARCTION (MI)	DX10	I21.9	ACUTE MYOCARDIAL INFARCTION, UNSPECIFIED	I219
DX_MI	MYOCARDIAL INFARCTION (MI)	DX10	I21.A	OTHER TYPE OF MYOCARDIAL INFARCTION	I21A
DX_MI	MYOCARDIAL INFARCTION (MI)	DX10	I21.A1	MYOCARDIAL INFARCTION TYPE 2	I21A1
DX_MI	MYOCARDIAL INFARCTION (MI)	DX10	I21.A9	OTHER MYOCARDIAL INFARCTION TYPE	I21A9
DX_MI	MYOCARDIAL INFARCTION (MI)	DX10	I22	SUBSEQUENT ST ELEVATION (STEMI) AND NON-ST ELEVATION (NSTEMI) MYOCARDIAL INFARCTION	I22
DX_MI	MYOCARDIAL INFARCTION (MI)	DX10	I22.0	SUBSEQUENT ST ELEVATION (STEMI) MYOCARDIAL INFARCTION OF ANTERIOR WALL	I220
DX_MI	MYOCARDIAL INFARCTION (MI)	DX10	I22.1	SUBSEQUENT ST ELEVATION (STEMI) MYOCARDIAL INFARCTION OF INFERIOR WALL	I221
DX_MI	MYOCARDIAL INFARCTION (MI)	DX10	I22.2	SUBSEQUENT NON-ST ELEVATION (NSTEMI) MYOCARDIAL INFARCTION	I222
DX_MI	MYOCARDIAL INFARCTION (MI)	DX10	I22.8	SUBSEQUENT ST ELEVATION (STEMI) MYOCARDIAL INFARCTION OF OTHER SITES	I228
DX_MI	MYOCARDIAL INFARCTION (MI)	DX10	I22.9	SUBSEQUENT ST ELEVATION (STEMI) MYOCARDIAL INFARCTION OF UNSPECIFIED SITE	I229
DX_MI	MYOCARDIAL INFARCTION (MI)	DX10	I25.2	OLD MYOCARDIAL INFARCTION	I252
DX_MI_ACUTE	ACUTE MYOCARDIAL INFARCTION	DX09	410.00	ACUTE MYOCARDIAL INFARCTION OF ANTEROLATERAL WALL, EPISODE OF CARE UNSPECIFIED	41000
DX_MI_ACUTE	ACUTE MYOCARDIAL INFARCTION	DX09	410.01	ACUTE MYOCARDIAL INFARCTION OF ANTEROLATERAL WALL, INITIAL EPISODE OF CARE UNSPECIFIED	41001
DX_MI_ACUTE	ACUTE MYOCARDIAL INFARCTION	DX09	410.10	ACUTE MYOCARDIAL INFARCTION OF OTHER ANTERIOR WALL, EPISODE OF CARE UNSPECIFIED	41010
DX_MI_ACUTE	ACUTE MYOCARDIAL INFARCTION	DX09	410.11	ACUTE MYOCARDIAL INFARCTION OF OTHER ANTERIOR WALL, INITIAL EPISODE OF CARE UNSPECIFIED	41011
DX_MI_ACUTE	ACUTE MYOCARDIAL INFARCTION	DX09	410.20	ACUTE MYOCARDIAL INFARCTION OF INFEROLATERAL WALL, EPISODE OF CARE UNSPECIFIED	41020
DX_MI_ACUTE	ACUTE MYOCARDIAL INFARCTION	DX09	410.21	ACUTE MYOCARDIAL INFARCTION OF INFEROLATERAL WALL, INITIAL EPISODE OF CARE UNSPECIFIED	41021
DX_MI_ACUTE	ACUTE MYOCARDIAL INFARCTION	DX09	410.30	ACUTE MYOCARDIAL INFARCTION OF INFEROPOSTERIOR WALL, EPISODE OF CARE UNSPECIFIED	41030
DX_MI_ACUTE	ACUTE MYOCARDIAL INFARCTION	DX09	410.31	ACUTE MYOCARDIAL INFARCTION OF INFEROPOSTERIOR WALL, INITIAL EPISODE OF CARE UNSPECIFIED	41031
DX_MI_ACUTE	ACUTE MYOCARDIAL INFARCTION	DX09	410.40	ACUTE MYOCARDIAL INFARCTION OF OTHER INFERIOR WALL, EPISODE OF CARE UNSPECIFIED	41040
DX_MI_ACUTE	ACUTE MYOCARDIAL INFARCTION	DX09	410.41	ACUTE MYOCARDIAL INFARCTION OF OTHER INFERIOR WALL, INITIAL EPISODE OF CARE UNSPECIFIED	41041
DX_MI_ACUTE	ACUTE MYOCARDIAL INFARCTION	DX09	410.50	ACUTE MYOCARDIAL INFARCTION OF OTHER LATERAL WALL, EPISODE OF CARE UNSPECIFIED	41050
DX_MI_ACUTE	ACUTE MYOCARDIAL INFARCTION	DX09	410.51	ACUTE MYOCARDIAL INFARCTION OF OTHER LATERAL WALL, INITIAL EPISODE OF CARE UNSPECIFIED	41051
DX_MI_ACUTE	ACUTE MYOCARDIAL INFARCTION	DX09	410.60	TRUE POSTERIOR WALL INFARCTION, EPISODE OF CARE UNSPECIFIED	41060
DX_MI_ACUTE	ACUTE MYOCARDIAL INFARCTION	DX09	410.61	TRUE POSTERIOR WALL INFARCTION, INITIAL EPISODE OF CARE UNSPECIFIED	41061
DX_MI_ACUTE	ACUTE MYOCARDIAL INFARCTION	DX09	410.70	SUBENDOCARDIAL INFARCTION, EPISODE OF CARE UNSPECIFIED	41070
DX_MI_ACUTE	ACUTE MYOCARDIAL INFARCTION	DX09	410.71	SUBENDOCARDIAL INFARCTION, INITIAL EPISODE OF CARE UNSPECIFIED	41071
DX_MI_ACUTE	ACUTE MYOCARDIAL INFARCTION	DX09	410.80	ACUTE MYOCARDIAL INFARCTION OF OTHER SPECIFIED SITES, EPISODE OF CARE UNSPECIFIED	41080
DX_MI_ACUTE	ACUTE MYOCARDIAL INFARCTION	DX09	410.81	ACUTE MYOCARDIAL INFARCTION OF OTHER SPECIFIED SITES, INITIAL EPISODE OF CARE UNSPECIFIED	41081
DX_MI_ACUTE	ACUTE MYOCARDIAL INFARCTION	DX10	410.90	ACUTE MYOCARDIAL INFARCTION	41090
DX_MI_ACUTE	ACUTE MYOCARDIAL INFARCTION	DX10	410.91	ACUTE MYOCARDIAL INFARCTION	41091
DX_MI_ACUTE	ACUTE MYOCARDIAL INFARCTION	DX10	I21	ACUTE MYOCARDIAL INFARCTION	I21
DX_MI_ACUTE	ACUTE MYOCARDIAL INFARCTION	DX10	I21.0	ST ELEVATION (STEMI) MYOCARDIAL INFARCTION OF ANTERIOR WALL	I210
DX_MI_ACUTE	ACUTE MYOCARDIAL INFARCTION	DX10	I21.01	ST ELEVATION (STEMI) MYOCARDIAL INFARCTION INVOLVING LEFT MAIN CORONARY ARTERY	I2101
DX_MI_ACUTE	ACUTE MYOCARDIAL INFARCTION	DX10	I21.02	ST ELEVATION (STEMI) MYOCARDIAL INFARCTION INVOLVING LEFT ANTERIOR DESCENDING CORONARY ARTERY	I2102
DX_MI_ACUTE	ACUTE MYOCARDIAL INFARCTION	DX10	I21.09	ST ELEVATION (STEMI) MYOCARDIAL INFARCTION INVOLVING OTHER CORONARY ARTERY OF ANTERIOR WALL	I2109
DX_MI_ACUTE	ACUTE MYOCARDIAL INFARCTION	DX10	I21.1	ST ELEVATION (STEMI) MYOCARDIAL INFARCTION OF INFERIOR WALL	I211
DX_MI_ACUTE	ACUTE MYOCARDIAL INFARCTION	DX10	I21.11	ST ELEVATION (STEMI) MYOCARDIAL INFARCTION INVOLVING RIGHT CORONARY ARTERY	I2111
DX_MI_ACUTE	ACUTE MYOCARDIAL INFARCTION	DX10	I21.19	ST ELEVATION (STEMI) MYOCARDIAL INFARCTION INVOLVING OTHER CORONARY ARTERY OF INFERIOR WALL	I2119
DX_MI_ACUTE	ACUTE MYOCARDIAL INFARCTION	DX10	I21.2	ST ELEVATION (STEMI) MYOCARDIAL INFARCTION OF OTHER SITES	I212
DX_MI_ACUTE	ACUTE MYOCARDIAL INFARCTION	DX10	I21.21	ST ELEVATION (STEMI) MYOCARDIAL INFARCTION INVOLVING LEFT CIRCUMFLEX CORONARY ARTERY	I2121
DX_MI_ACUTE	ACUTE MYOCARDIAL INFARCTION	DX10	I21.29	ST ELEVATION (STEMI) MYOCARDIAL INFARCTION INVOLVING OTHER SITES	I2129
DX_MI_ACUTE	ACUTE MYOCARDIAL INFARCTION	DX10	I21.3	ST ELEVATION (STEMI) MYOCARDIAL INFARCTION OF UNSPECIFIED SITE	I213
DX_MI_ACUTE	ACUTE MYOCARDIAL INFARCTION	DX10	I21.4	NON-ST ELEVATION (NSTEMI) MYOCARDIAL INFARCTION	I214
DX_MI_OLD	OLD MYOCARDIAL INFARCTION	DX09	410.02	ACUTE MYOCARDIAL INFARCTION OF ANTEROLATERAL WALL, SUBSEQUENT EPISODE OF CARE	41002
DX_MI_OLD	OLD MYOCARDIAL INFARCTION	DX09	410.12	ACUTE MYOCARDIAL INFARCTION OF OTHER ANTERIOR WALL, SUBSEQUENT EPISODE OF CARE	41012
DX_MI_OLD	OLD MYOCARDIAL INFARCTION	DX09	410.22	ACUTE MYOCARDIAL INFARCTION OF INFEROLATERAL WALL, SUBSEQUENT EPISODE OF CARE	41022
DX_MI_OLD	OLD MYOCARDIAL INFARCTION	DX09	410.32	ACUTE MYOCARDIAL INFARCTION OF INFEROPOSTERIOR WALL, SUBSEQUENT EPISODE OF CARE	41032
DX_MI_OLD	OLD MYOCARDIAL INFARCTION	DX09	410.42	ACUTE MYOCARDIAL INFARCTION OF OTHER INFERIOR WALL, SUBSEQUENT EPISODE OF CARE	41042
DX_MI_OLD	OLD MYOCARDIAL INFARCTION	DX09	410.52	ACUTE MYOCARDIAL INFARCTION OF OTHER LATERAL WALL, SUBSEQUENT EPISODE OF CARE	41052
DX_MI_OLD	OLD MYOCARDIAL INFARCTION	DX09	410.62	TRUE POSTERIOR WALL INFARCTION, SUBSEQUENT EPISODE OF CARE	41062
DX_MI_OLD	OLD MYOCARDIAL INFARCTION	DX09	410.72	SUBENDOCARDIAL INFARCTION, SUBSEQUENT EPISODE OF CARE	41072
DX_MI_OLD	OLD MYOCARDIAL INFARCTION	DX09	410.82	ACUTE MYOCARDIAL INFARCTION OF OTHER SPECIFIED SITES, SUBSEQUENT EPISODE OF CARE	41082
DX_MI_OLD	OLD MYOCARDIAL INFARCTION	DX09	410.92	ACUTE MYOCARDIAL INFARCTION OF UNSPECIFIED SITE, SUBSEQUENT EPISODE OF CARE	41092
DX_MI_OLD	OLD MYOCARDIAL INFARCTION	DX09	412	OLD MYOCARDIAL INFARCTION	412
DX_MI_OLD	OLD MYOCARDIAL INFARCTION	DX10	I22	SUBSEQUENT ST ELEVATION (STEMI) AND NON-ST ELEVATION (NSTEMI) MYOCARDIAL INFARCTION	I22
DX_MI_OLD	OLD MYOCARDIAL INFARCTION	DX10	I22.0	SUBSEQUENT ST ELEVATION (STEMI) MYOCARDIAL INFARCTION OF ANTERIOR WALL	I220
DX_MI_OLD	OLD MYOCARDIAL INFARCTION	DX10	I22.1	SUBSEQUENT ST ELEVATION (STEMI) MYOCARDIAL INFARCTION OF INFERIOR WALL	I221
DX_MI_OLD	OLD MYOCARDIAL INFARCTION	DX10	I22.2	SUBSEQUENT NON-ST ELEVATION (NSTEMI) MYOCARDIAL INFARCTION	I222
DX_MI_OLD	OLD MYOCARDIAL INFARCTION	DX10	I22.8	SUBSEQUENT ST ELEVATION (STEMI) MYOCARDIAL INFARCTION OF OTHER SITES	I228
DX_MI_OLD	OLD MYOCARDIAL INFARCTION	DX10	I22.9	SUBSEQUENT ST ELEVATION (STEMI) MYOCARDIAL INFARCTION OF UNSPECIFIED SITE	I229
DX_MI_OLD	OLD MYOCARDIAL INFARCTION	DX10	I25.2	OLD MYOCARDIAL INFARCTION	I252
DX_OBS_APNEA	OBSTRUCTIVE SLEEP APNEA	DX09	327.23	OBSTRUCTIVE SLEEP APNEA (ADULT) (PEDIATRIC)	32723
DX_OBS_APNEA	OBSTRUCTIVE SLEEP APNEA	DX10	047.33	OBSTRUCTIVE SLEEP APNEA (ADULT) (PEDIATRIC)	04733
DX_OSTEARTH	OSTEOARTHRITIS	DX09	715	OSTEOARTHRITIS AND ALLIED DISORDERS	715
DX_OSTEARTH	OSTEOARTHRITIS	DX09	715.0	OSTEOARTHRITIS, GENERALIZED	7150
DX_OSTEARTH	OSTEOARTHRITIS	DX09	715.00	OSTEOARTHRITIS, GENERALIZED, SITE UNSPECIFIED	71500
DX_OSTEARTH	OSTEOARTHRITIS	DX09	715.04	OSTEOARTHRITIS, GENERALIZED, HAND	71504
DX_OSTEARTH	OSTEOARTHRITIS	DX09	715.09	OSTEOARTHRITIS, GENERALIZED, MULTIPLE SITES	71509
DX_OSTEARTH	OSTEOARTHRITIS	DX09	715.1	OSTEOARTHRITIS, LOCALIZED, PRIMARY	7151
DX_OSTEARTH	OSTEOARTHRITIS	DX09	715.10	OSTEOARTHRITIS, LOCALIZED, PRIMARY, SITE UNSPECIFIED	71510
DX_OSTEARTH	OSTEOARTHRITIS	DX09	715.11	OSTEOARTHRITIS, LOCALIZED, PRIMARY, SHOULDER REGION	71511
DX_OSTEARTH	OSTEOARTHRITIS	DX09	715.12	OSTEOARTHRITIS, LOCALIZED, PRIMARY, UPPER ARM	71512

Boehringer Ingelheim
Statistical and Epidemiological Analysis Plan (SEAP) for Non-Interventional Study
(NIS)
BI Study Number 1245-0228

Proprietary confidential information © 2023 Boehringer Ingelheim International GmbH or one or more of its affiliated companies

DX_OSTEOARTH	OSTEOARTHRTIS	DX09	715.13	OSTEOARTHROSIS, LOCALIZED, PRIMARY, FOREARM	71513
DX_OSTEOARTH	OSTEOARTHRTIS	DX09	715.14	OSTEOARTHROSIS, LOCALIZED, PRIMARY, HAND	71514
DX_OSTEOARTH	OSTEOARTHRTIS	DX09	715.15	OSTEOARTHROSIS, LOCALIZED, PRIMARY, PELVIC REGION AND THIGH	71515
DX_OSTEOARTH	OSTEOARTHRTIS	DX09	715.16	OSTEOARTHROSIS, LOCALIZED, PRIMARY, LOWER LEG	71516
DX_OSTEOARTH	OSTEOARTHRTIS	DX09	715.17	OSTEOARTHROSIS, LOCALIZED, PRIMARY, ANKLE AND FOOT	71517
DX_OSTEOARTH	OSTEOARTHRTIS	DX09	715.18	OSTEOARTHROSIS, LOCALIZED, PRIMARY, OTHER SPECIFIED SITES	71518
DX_OSTEOARTH	OSTEOARTHRTIS	DX09	715.2	OSTEOARTHROSIS, LOCALIZED, SECONDARY	7152
DX_OSTEOARTH	OSTEOARTHRTIS	DX09	715.20	OSTEOARTHROSIS, LOCALIZED, SECONDARY, SITE UNSPECIFIED	71520
DX_OSTEOARTH	OSTEOARTHRTIS	DX09	715.21	OSTEOARTHROSIS, LOCALIZED, SECONDARY, SHOULDER REGION	71521
DX_OSTEOARTH	OSTEOARTHRTIS	DX09	715.22	OSTEOARTHROSIS, LOCALIZED, SECONDARY, UPPER ARM	71522
DX_OSTEOARTH	OSTEOARTHRTIS	DX09	715.23	OSTEOARTHROSIS, LOCALIZED, SECONDARY, FOREARM	71523
DX_OSTEOARTH	OSTEOARTHRTIS	DX09	715.24	OSTEOARTHROSIS, LOCALIZED, SECONDARY, HAND	71524
DX_OSTEOARTH	OSTEOARTHRTIS	DX09	715.25	OSTEOARTHROSIS, LOCALIZED, SECONDARY, PELVIC REGION AND THIGH	71525
DX_OSTEOARTH	OSTEOARTHRTIS	DX09	715.26	OSTEOARTHROSIS, LOCALIZED, SECONDARY, LOWER LEG	71526
DX_OSTEOARTH	OSTEOARTHRTIS	DX09	715.27	OSTEOARTHROSIS, LOCALIZED, SECONDARY, ANKLE AND FOOT	71527
DX_OSTEOARTH	OSTEOARTHRTIS	DX09	715.28	OSTEOARTHROSIS, LOCALIZED, SECONDARY, OTHER SPECIFIED SITES	71528
DX_OSTEOARTH	OSTEOARTHRTIS	DX09	715.3	OSTEOARTHROSIS, LOCALIZED, NOT SPECIFIED WHETHER PRIMARY OR SECONDARY	7153
DX_OSTEOARTH	OSTEOARTHRTIS	DX09	715.30	OSTEOARTHROSIS, LOCALIZED, NOT SPECIFIED WHETHER PRIMARY OR SECONDARY, SITE UNSPECIFIED	71530
DX_OSTEOARTH	OSTEOARTHRTIS	DX09	715.31	OSTEOARTHROSIS, LOCALIZED, NOT SPECIFIED WHETHER PRIMARY OR SECONDARY, SHOULDER REGION	71531
DX_OSTEOARTH	OSTEOARTHRTIS	DX09	715.32	OSTEOARTHROSIS, LOCALIZED, NOT SPECIFIED WHETHER PRIMARY OR SECONDARY, UPPER ARM	71532
DX_OSTEOARTH	OSTEOARTHRTIS	DX09	715.33	OSTEOARTHROSIS, LOCALIZED, NOT SPECIFIED WHETHER PRIMARY OR SECONDARY, FOREARM	71533
DX_OSTEOARTH	OSTEOARTHRTIS	DX09	715.34	OSTEOARTHROSIS, LOCALIZED, NOT SPECIFIED WHETHER PRIMARY OR SECONDARY, HAND	71534
DX_OSTEOARTH	OSTEOARTHRTIS	DX09	715.35	OSTEOARTHROSIS, LOCALIZED, NOT SPECIFIED WHETHER PRIMARY OR SECONDARY, PELVIC REGION AND THIGH	71535
DX_OSTEOARTH	OSTEOARTHRTIS	DX09	715.36	OSTEOARTHROSIS, LOCALIZED, NOT SPECIFIED WHETHER PRIMARY OR SECONDARY, LOWER LEG	71536
DX_OSTEOARTH	OSTEOARTHRTIS	DX09	715.37	OSTEOARTHROSIS, LOCALIZED, NOT SPECIFIED WHETHER PRIMARY OR SECONDARY, ANKLE AND FOOT	71537
DX_OSTEOARTH	OSTEOARTHRTIS	DX09	715.38	OSTEOARTHROSIS, LOCALIZED, NOT SPECIFIED WHETHER PRIMARY OR SECONDARY, OTHER SPECIFIED SITES	71538
DX_OSTEOARTH	OSTEOARTHRTIS	DX09	715.8	OSTEOARTHROSIS INVOLVING OR WITH MENTION OF MORE THAN ONE SITE, BUT NOT SPECIFIED AS GENERALIZED	7158
DX_OSTEOARTH	OSTEOARTHRTIS	DX09	715.80	OSTEOARTHROSIS INVOLVING OR WITH MENTION OF MORE THAN ONE SITE, BUT NOT SPECIFIED AS GENERALIZED, SITE UNSPECIFIED	71580
DX_OSTEOARTH	OSTEOARTHRTIS	DX09	715.89	OSTEOARTHROSIS INVOLVING OR WITH MENTION OF MORE THAN ONE SITE, BUT NOT SPECIFIED AS GENERALIZED, MULTIPLE SITES	71589
DX_OSTEOARTH	OSTEOARTHRTIS	DX09	715.9	OSTEOARTHROSIS, UNSPECIFIED WHETHER GENERALIZED OR LOCALIZED	7159
DX_OSTEOARTH	OSTEOARTHRTIS	DX09	715.90	OSTEOARTHROSIS, UNSPECIFIED WHETHER GENERALIZED OR LOCALIZED, SITE UNSPECIFIED	71590
DX_OSTEOARTH	OSTEOARTHRTIS	DX09	715.91	OSTEOARTHROSIS, UNSPECIFIED WHETHER GENERALIZED OR LOCALIZED, SHOULDER REGION	71591
DX_OSTEOARTH	OSTEOARTHRTIS	DX09	715.92	OSTEOARTHROSIS, UNSPECIFIED WHETHER GENERALIZED OR LOCALIZED, UPPER ARM	71592
DX_OSTEOARTH	OSTEOARTHRTIS	DX09	715.93	OSTEOARTHROSIS, UNSPECIFIED WHETHER GENERALIZED OR LOCALIZED, FOREARM	71593
DX_OSTEOARTH	OSTEOARTHRTIS	DX09	715.94	OSTEOARTHROSIS, UNSPECIFIED WHETHER GENERALIZED OR LOCALIZED, HAND	71594
DX_OSTEOARTH	OSTEOARTHRTIS	DX09	715.95	OSTEOARTHROSIS, UNSPECIFIED WHETHER GENERALIZED OR LOCALIZED, PELVIC REGION AND THIGH	71595
DX_OSTEOARTH	OSTEOARTHRTIS	DX09	715.96	OSTEOARTHROSIS, UNSPECIFIED WHETHER GENERALIZED OR LOCALIZED, LOWER LEG	71596
DX_OSTEOARTH	OSTEOARTHRTIS	DX09	715.97	OSTEOARTHROSIS, UNSPECIFIED WHETHER GENERALIZED OR LOCALIZED, ANKLE AND FOOT	71597
DX_OSTEOARTH	OSTEOARTHRTIS	DX09	715.98	OSTEOARTHROSIS, UNSPECIFIED WHETHER GENERALIZED OR LOCALIZED, OTHER SPECIFIED SITES	71598
DX_OSTEOARTH	OSTEOARTHRTIS	DX09	V13.4	PERSONAL HISTORY OF ARTHRITIS	V134
DX_OSTEOARTH	OSTEOARTHRTIS	DX10	M15	POLYOSTEOARTHRTIS	M15
DX_OSTEOARTH	OSTEOARTHRTIS	DX10	M15.0	PRIMARY GENERALIZED OSTEOARTHRTIS	M150
DX_OSTEOARTH	OSTEOARTHRTIS	DX10	M15.1	HEBERDEN'S NODES (WITH ARTHROPATHY)	M151
DX_OSTEOARTH	OSTEOARTHRTIS	DX10	M15.2	BOUCHARD'S NODES (WITH ARTHROPATHY)	M152
DX_OSTEOARTH	OSTEOARTHRTIS	DX10	M15.3	SECONDARY MULTIPLE ARTHRITIS	M153
DX_OSTEOARTH	OSTEOARTHRTIS	DX10	M15.4	EROSIVE (OSTEO)ARTHRTIS	M154
DX_OSTEOARTH	OSTEOARTHRTIS	DX10	M15.8	OTHER POLYOSTEOARTHRTIS	M158
DX_OSTEOARTH	OSTEOARTHRTIS	DX10	M15.9	POLYOSTEOARTHRTIS, UNSPECIFIED	M159
DX_OSTEOARTH	OSTEOARTHRTIS	DX10	M16	OSTEOARTHRTIS OF HIP	M16
DX_OSTEOARTH	OSTEOARTHRTIS	DX10	M16.0	BILATERAL PRIMARY OSTEOARTHRTIS OF HIP	M160
DX_OSTEOARTH	OSTEOARTHRTIS	DX10	M16.1	UNILATERAL PRIMARY OSTEOARTHRTIS OF HIP	M161
DX_OSTEOARTH	OSTEOARTHRTIS	DX10	M16.10	UNILATERAL PRIMARY OSTEOARTHRTIS, UNSPECIFIED HIP	M1610
DX_OSTEOARTH	OSTEOARTHRTIS	DX10	M16.11	UNILATERAL PRIMARY OSTEOARTHRTIS, RIGHT HIP	M1611
DX_OSTEOARTH	OSTEOARTHRTIS	DX10	M16.12	UNILATERAL PRIMARY OSTEOARTHRTIS, LEFT HIP	M1612
DX_OSTEOARTH	OSTEOARTHRTIS	DX10	M16.2	BILATERAL OSTEOARTHRTIS RESULTING FROM HIP DYSPLASIA	M162
DX_OSTEOARTH	OSTEOARTHRTIS	DX10	M16.3	UNILATERAL OSTEOARTHRTIS RESULTING FROM HIP DYSPLASIA	M163
DX_OSTEOARTH	OSTEOARTHRTIS	DX10	M16.30	UNILATERAL OSTEOARTHRTIS RESULTING FROM HIP DYSPLASIA, UNSPECIFIED HIP	M1630
DX_OSTEOARTH	OSTEOARTHRTIS	DX10	M16.31	UNILATERAL OSTEOARTHRTIS RESULTING FROM HIP DYSPLASIA, RIGHT HIP	M1631
DX_OSTEOARTH	OSTEOARTHRTIS	DX10	M16.32	UNILATERAL OSTEOARTHRTIS RESULTING FROM HIP DYSPLASIA, LEFT HIP	M1632
DX_OSTEOARTH	OSTEOARTHRTIS	DX10	M16.4	BILATERAL POST-TRAUMATIC OSTEOARTHRTIS OF HIP	M164
DX_OSTEOARTH	OSTEOARTHRTIS	DX10	M16.5	UNILATERAL POST-TRAUMATIC OSTEOARTHRTIS OF HIP	M165
DX_OSTEOARTH	OSTEOARTHRTIS	DX10	M16.50	UNILATERAL POST-TRAUMATIC OSTEOARTHRTIS, UNSPECIFIED HIP	M1650
DX_OSTEOARTH	OSTEOARTHRTIS	DX10	M16.51	UNILATERAL POST-TRAUMATIC OSTEOARTHRTIS, RIGHT HIP	M1651
DX_OSTEOARTH	OSTEOARTHRTIS	DX10	M16.52	UNILATERAL POST-TRAUMATIC OSTEOARTHRTIS, LEFT HIP	M1652
DX_OSTEOARTH	OSTEOARTHRTIS	DX10	M16.6	OTHER BILATERAL SECONDARY OSTEOARTHRTIS OF HIP	M166
DX_OSTEOARTH	OSTEOARTHRTIS	DX10	M16.7	OTHER UNILATERAL SECONDARY OSTEOARTHRTIS OF HIP	M167
DX_OSTEOARTH	OSTEOARTHRTIS	DX10	M16.9	OSTEOARTHRTIS OF HIP, UNSPECIFIED	M169
DX_OSTEOARTH	OSTEOARTHRTIS	DX10	M17	OSTEOARTHRTIS OF KNEE	M17
DX_OSTEOARTH	OSTEOARTHRTIS	DX10	M17.0	BILATERAL PRIMARY OSTEOARTHRTIS OF KNEE	M170
DX_OSTEOARTH	OSTEOARTHRTIS	DX10	M17.1	UNILATERAL PRIMARY OSTEOARTHRTIS OF KNEE	M171
DX_OSTEOARTH	OSTEOARTHRTIS	DX10	M17.10	UNILATERAL PRIMARY OSTEOARTHRTIS, UNSPECIFIED KNEE	M1710
DX_OSTEOARTH	OSTEOARTHRTIS	DX10	M17.11	UNILATERAL PRIMARY OSTEOARTHRTIS, RIGHT KNEE	M1711
DX_OSTEOARTH	OSTEOARTHRTIS	DX10	M17.12	UNILATERAL PRIMARY OSTEOARTHRTIS, LEFT KNEE	M1712
DX_OSTEOARTH	OSTEOARTHRTIS	DX10	M17.2	BILATERAL POST-TRAUMATIC OSTEOARTHRTIS OF KNEE	M172
DX_OSTEOARTH	OSTEOARTHRTIS	DX10	M17.3	UNILATERAL POST-TRAUMATIC OSTEOARTHRTIS OF KNEE	M173
DX_OSTEOARTH	OSTEOARTHRTIS	DX10	M17.30	UNILATERAL POST-TRAUMATIC OSTEOARTHRTIS, UNSPECIFIED KNEE	M1730
DX_OSTEOARTH	OSTEOARTHRTIS	DX10	M17.31	UNILATERAL POST-TRAUMATIC OSTEOARTHRTIS, RIGHT KNEE	M1731
DX_OSTEOARTH	OSTEOARTHRTIS	DX10	M17.32	UNILATERAL POST-TRAUMATIC OSTEOARTHRTIS, LEFT KNEE	M1732
DX_OSTEOARTH	OSTEOARTHRTIS	DX10	M17.4	OTHER BILATERAL SECONDARY OSTEOARTHRTIS OF KNEE	M174
DX_OSTEOARTH	OSTEOARTHRTIS	DX10	M17.5	OTHER UNILATERAL SECONDARY OSTEOARTHRTIS OF KNEE	M175
DX_OSTEOARTH	OSTEOARTHRTIS	DX10	M17.9	OSTEOARTHRTIS OF KNEE, UNSPECIFIED	M179
DX_OSTEOARTH	OSTEOARTHRTIS	DX10	M18	OSTEOARTHRTIS OF FIRST CARPOMETACARPAL JOINT	M18
DX_OSTEOARTH	OSTEOARTHRTIS	DX10	M18.0	BILATERAL PRIMARY OSTEOARTHRTIS OF FIRST CARPOMETACARPAL JOINTS	M180
DX_OSTEOARTH	OSTEOARTHRTIS	DX10	M18.1	UNILATERAL PRIMARY OSTEOARTHRTIS OF FIRST CARPOMETACARPAL JOINT	M181

Boehringer Ingelheim
Statistical and Epidemiological Analysis Plan (SEAP) for Non-Interventional Study
(NIS)
BI Study Number 1245-0228

Proprietary confidential information © 2023 Boehringer Ingelheim International GmbH or one or more of its affiliated companies

DX_OSTEOPORO	OSTEOPOROSIS	DX10	M18.10	UNILATERAL PRIMARY OSTEOARTHRITIS OF FIRST CARPOMETACARPAL JOINT, UNSPECIFIED HAND	M1810
DX_OSTEOPORO	OSTEOARTHRITIS	DX10	M18.11	UNILATERAL PRIMARY OSTEOARTHRITIS OF FIRST CARPOMETACARPAL JOINT, RIGHT HAND	M1811
DX_OSTEOPORO	OSTEOARTHRITIS	DX10	M18.12	UNILATERAL PRIMARY OSTEOARTHRITIS OF FIRST CARPOMETACARPAL JOINT, LEFT HAND	M1812
DX_OSTEOPORO	OSTEOARTHRITIS	DX10	M18.2	BILATERAL POST-TRAUMATIC OSTEOARTHRITIS OF FIRST CARPOMETACARPAL JOINTS	M182
DX_OSTEOPORO	OSTEOARTHRITIS	DX10	M18.3	UNILATERAL POST-TRAUMATIC OSTEOARTHRITIS OF FIRST CARPOMETACARPAL JOINT	M183
DX_OSTEOPORO	OSTEOARTHRITIS	DX10	M18.30	UNILATERAL POST-TRAUMATIC OSTEOARTHRITIS OF FIRST CARPOMETACARPAL JOINT, UNSPECIFIED HAND	M1830
DX_OSTEOPORO	OSTEOARTHRITIS	DX10	M18.31	UNILATERAL POST-TRAUMATIC OSTEOARTHRITIS OF FIRST CARPOMETACARPAL JOINT, RIGHT HAND	M1831
DX_OSTEOPORO	OSTEOARTHRITIS	DX10	M18.32	UNILATERAL POST-TRAUMATIC OSTEOARTHRITIS OF FIRST CARPOMETACARPAL JOINT, LEFT HAND	M1832
DX_OSTEOPORO	OSTEOARTHRITIS	DX10	M18.4	OTHER BILATERAL SECONDARY OSTEOARTHRITIS OF FIRST CARPOMETACARPAL JOINTS	M184
DX_OSTEOPORO	OSTEOARTHRITIS	DX10	M18.5	OTHER UNILATERAL SECONDARY OSTEOARTHRITIS OF FIRST CARPOMETACARPAL JOINT	M185
DX_OSTEOPORO	OSTEOARTHRITIS	DX10	M18.50	OTHER UNILATERAL SECONDARY OSTEOARTHRITIS OF FIRST CARPOMETACARPAL JOINT, UNSPECIFIED HAND	M1850
DX_OSTEOPORO	OSTEOARTHRITIS	DX10	M18.51	OTHER UNILATERAL SECONDARY OSTEOARTHRITIS OF FIRST CARPOMETACARPAL JOINT, RIGHT HAND	M1851
DX_OSTEOPORO	OSTEOARTHRITIS	DX10	M18.52	OTHER UNILATERAL SECONDARY OSTEOARTHRITIS OF FIRST CARPOMETACARPAL JOINT, LEFT HAND	M1852
DX_OSTEOPORO	OSTEOARTHRITIS	DX10	M18.9	OSTEOARTHRITIS OF FIRST CARPOMETACARPAL JOINT, UNSPECIFIED	M189
DX_OSTEOPORO	OSTEOARTHRITIS	DX10	M19	OTHER AND UNSPECIFIED OSTEOARTHRITIS	M19
DX_OSTEOPORO	OSTEOARTHRITIS	DX10	M19.0	PRIMARY OSTEOARTHRITIS OF OTHER JOINTS	M190
DX_OSTEOPORO	OSTEOARTHRITIS	DX10	M19.01	PRIMARY OSTEOARTHRITIS, SHOULDER	M1901
DX_OSTEOPORO	OSTEOARTHRITIS	DX10	M19.011	PRIMARY OSTEOARTHRITIS, RIGHT SHOULDER	M19011
DX_OSTEOPORO	OSTEOARTHRITIS	DX10	M19.012	PRIMARY OSTEOARTHRITIS, LEFT SHOULDER	M19012
DX_OSTEOPORO	OSTEOARTHRITIS	DX10	M19.019	PRIMARY OSTEOARTHRITIS, UNSPECIFIED SHOULDER	M19019
DX_OSTEOPORO	OSTEOARTHRITIS	DX10	M19.02	PRIMARY OSTEOARTHRITIS, ELBOW	M1902
DX_OSTEOPORO	OSTEOARTHRITIS	DX10	M19.021	PRIMARY OSTEOARTHRITIS, RIGHT ELBOW	M19021
DX_OSTEOPORO	OSTEOARTHRITIS	DX10	M19.022	PRIMARY OSTEOARTHRITIS, LEFT ELBOW	M19022
DX_OSTEOPORO	OSTEOARTHRITIS	DX10	M19.029	PRIMARY OSTEOARTHRITIS, UNSPECIFIED ELBOW	M19029
DX_OSTEOPORO	OSTEOARTHRITIS	DX10	M19.03	PRIMARY OSTEOARTHRITIS, WRIST	M1903
DX_OSTEOPORO	OSTEOARTHRITIS	DX10	M19.031	PRIMARY OSTEOARTHRITIS, RIGHT WRIST	M19031
DX_OSTEOPORO	OSTEOARTHRITIS	DX10	M19.032	PRIMARY OSTEOARTHRITIS, LEFT WRIST	M19032
DX_OSTEOPORO	OSTEOARTHRITIS	DX10	M19.039	PRIMARY OSTEOARTHRITIS, UNSPECIFIED WRIST	M19039
DX_OSTEOPORO	OSTEOARTHRITIS	DX10	M19.04	PRIMARY OSTEOARTHRITIS, HAND	M1904
DX_OSTEOPORO	OSTEOARTHRITIS	DX10	M19.041	PRIMARY OSTEOARTHRITIS, RIGHT HAND	M19041
DX_OSTEOPORO	OSTEOARTHRITIS	DX10	M19.042	PRIMARY OSTEOARTHRITIS, LEFT HAND	M19042
DX_OSTEOPORO	OSTEOARTHRITIS	DX10	M19.049	PRIMARY OSTEOARTHRITIS, UNSPECIFIED HAND	M19049
DX_OSTEOPORO	OSTEOARTHRITIS	DX10	M19.07	PRIMARY OSTEOARTHRITIS ANKLE AND FOOT	M1907
DX_OSTEOPORO	OSTEOARTHRITIS	DX10	M19.071	PRIMARY OSTEOARTHRITIS, RIGHT ANKLE AND FOOT	M19071
DX_OSTEOPORO	OSTEOARTHRITIS	DX10	M19.072	PRIMARY OSTEOARTHRITIS, LEFT ANKLE AND FOOT	M19072
DX_OSTEOPORO	OSTEOARTHRITIS	DX10	M19.079	PRIMARY OSTEOARTHRITIS, UNSPECIFIED ANKLE AND FOOT	M19079
DX_OSTEOPORO	OSTEOARTHRITIS	DX10	M19.09	PRIMARY OSTEOARTHRITIS, OTHER SPECIFIED SITE	M1909
DX_OSTEOPORO	OSTEOARTHRITIS	DX10	M19.1	POST-TRAUMATIC OSTEOARTHRITIS OF OTHER JOINTS	M191
DX_OSTEOPORO	OSTEOARTHRITIS	DX10	M19.11	POST-TRAUMATIC OSTEOARTHRITIS, SHOULDER	M1911
DX_OSTEOPORO	OSTEOARTHRITIS	DX10	M19.111	POST-TRAUMATIC OSTEOARTHRITIS, RIGHT SHOULDER	M19111
DX_OSTEOPORO	OSTEOARTHRITIS	DX10	M19.112	POST-TRAUMATIC OSTEOARTHRITIS, LEFT SHOULDER	M19112
DX_OSTEOPORO	OSTEOARTHRITIS	DX10	M19.119	POST-TRAUMATIC OSTEOARTHRITIS, UNSPECIFIED SHOULDER	M19119
DX_OSTEOPORO	OSTEOARTHRITIS	DX10	M19.12	POST-TRAUMATIC OSTEOARTHRITIS, ELBOW	M1912
DX_OSTEOPORO	OSTEOARTHRITIS	DX10	M19.121	POST-TRAUMATIC OSTEOARTHRITIS, RIGHT ELBOW	M19121
DX_OSTEOPORO	OSTEOARTHRITIS	DX10	M19.122	POST-TRAUMATIC OSTEOARTHRITIS, LEFT ELBOW	M19122
DX_OSTEOPORO	OSTEOARTHRITIS	DX10	M19.129	POST-TRAUMATIC OSTEOARTHRITIS, UNSPECIFIED ELBOW	M19129
DX_OSTEOPORO	OSTEOARTHRITIS	DX10	M19.13	POST-TRAUMATIC OSTEOARTHRITIS, WRIST	M1913
DX_OSTEOPORO	OSTEOARTHRITIS	DX10	M19.131	POST-TRAUMATIC OSTEOARTHRITIS, RIGHT WRIST	M19131
DX_OSTEOPORO	OSTEOARTHRITIS	DX10	M19.132	POST-TRAUMATIC OSTEOARTHRITIS, LEFT WRIST	M19132
DX_OSTEOPORO	OSTEOARTHRITIS	DX10	M19.139	POST-TRAUMATIC OSTEOARTHRITIS, UNSPECIFIED WRIST	M19139
DX_OSTEOPORO	OSTEOARTHRITIS	DX10	M19.14	POST-TRAUMATIC OSTEOARTHRITIS, HAND	M1914
DX_OSTEOPORO	OSTEOARTHRITIS	DX10	M19.141	POST-TRAUMATIC OSTEOARTHRITIS, RIGHT HAND	M19141
DX_OSTEOPORO	OSTEOARTHRITIS	DX10	M19.142	POST-TRAUMATIC OSTEOARTHRITIS, LEFT HAND	M19142
DX_OSTEOPORO	OSTEOARTHRITIS	DX10	M19.149	POST-TRAUMATIC OSTEOARTHRITIS, UNSPECIFIED HAND	M19149
DX_OSTEOPORO	OSTEOARTHRITIS	DX10	M19.17	POST-TRAUMATIC OSTEOARTHRITIS, ANKLE AND FOOT	M1917
DX_OSTEOPORO	OSTEOARTHRITIS	DX10	M19.171	POST-TRAUMATIC OSTEOARTHRITIS, RIGHT ANKLE AND FOOT	M19171
DX_OSTEOPORO	OSTEOARTHRITIS	DX10	M19.172	POST-TRAUMATIC OSTEOARTHRITIS, LEFT ANKLE AND FOOT	M19172
DX_OSTEOPORO	OSTEOARTHRITIS	DX10	M19.179	POST-TRAUMATIC OSTEOARTHRITIS, UNSPECIFIED ANKLE AND FOOT	M19179
DX_OSTEOPORO	OSTEOARTHRITIS	DX10	M19.19	POST-TRAUMATIC OSTEOARTHRITIS, OTHER SPECIFIED SITE	M1919
DX_OSTEOPORO	OSTEOARTHRITIS	DX10	M19.2	SECONDARY OSTEOARTHRITIS OF OTHER JOINTS	M192
DX_OSTEOPORO	OSTEOARTHRITIS	DX10	M19.21	SECONDARY OSTEOARTHRITIS, SHOULDER	M1921
DX_OSTEOPORO	OSTEOARTHRITIS	DX10	M19.211	SECONDARY OSTEOARTHRITIS, RIGHT SHOULDER	M19211
DX_OSTEOPORO	OSTEOARTHRITIS	DX10	M19.212	SECONDARY OSTEOARTHRITIS, LEFT SHOULDER	M19212
DX_OSTEOPORO	OSTEOARTHRITIS	DX10	M19.219	SECONDARY OSTEOARTHRITIS, UNSPECIFIED SHOULDER	M19219
DX_OSTEOPORO	OSTEOARTHRITIS	DX10	M19.22	SECONDARY OSTEOARTHRITIS, ELBOW	M1922
DX_OSTEOPORO	OSTEOARTHRITIS	DX10	M19.221	SECONDARY OSTEOARTHRITIS, RIGHT ELBOW	M19221
DX_OSTEOPORO	OSTEOARTHRITIS	DX10	M19.222	SECONDARY OSTEOARTHRITIS, LEFT ELBOW	M19222
DX_OSTEOPORO	OSTEOARTHRITIS	DX10	M19.229	SECONDARY OSTEOARTHRITIS, UNSPECIFIED ELBOW	M19229
DX_OSTEOPORO	OSTEOARTHRITIS	DX10	M19.23	SECONDARY OSTEOARTHRITIS, WRIST	M1923
DX_OSTEOPORO	OSTEOARTHRITIS	DX10	M19.231	SECONDARY OSTEOARTHRITIS, RIGHT WRIST	M19231
DX_OSTEOPORO	OSTEOARTHRITIS	DX10	M19.232	SECONDARY OSTEOARTHRITIS, LEFT WRIST	M19232
DX_OSTEOPORO	OSTEOARTHRITIS	DX10	M19.239	SECONDARY OSTEOARTHRITIS, UNSPECIFIED WRIST	M19239
DX_OSTEOPORO	OSTEOARTHRITIS	DX10	M19.24	SECONDARY OSTEOARTHRITIS, HAND	M1924
DX_OSTEOPORO	OSTEOARTHRITIS	DX10	M19.241	SECONDARY OSTEOARTHRITIS, RIGHT HAND	M19241
DX_OSTEOPORO	OSTEOARTHRITIS	DX10	M19.242	SECONDARY OSTEOARTHRITIS, LEFT HAND	M19242
DX_OSTEOPORO	OSTEOARTHRITIS	DX10	M19.249	SECONDARY OSTEOARTHRITIS, UNSPECIFIED HAND	M19249
DX_OSTEOPORO	OSTEOARTHRITIS	DX10	M19.27	SECONDARY OSTEOARTHRITIS, ANKLE AND FOOT	M1927
DX_OSTEOPORO	OSTEOARTHRITIS	DX10	M19.271	SECONDARY OSTEOARTHRITIS, RIGHT ANKLE AND FOOT	M19271
DX_OSTEOPORO	OSTEOARTHRITIS	DX10	M19.272	SECONDARY OSTEOARTHRITIS, LEFT ANKLE AND FOOT	M19272
DX_OSTEOPORO	OSTEOARTHRITIS	DX10	M19.279	SECONDARY OSTEOARTHRITIS, UNSPECIFIED ANKLE AND FOOT	M19279
DX_OSTEOPORO	OSTEOARTHRITIS	DX10	M19.29	SECONDARY OSTEOARTHRITIS, OTHER SPECIFIED SITE	M1929
DX_OSTEOPORO	OSTEOARTHRITIS	DX10	M19.9	OSTEOARTHRITIS, UNSPECIFIED SITE	M199
DX_OSTEOPORO	OSTEOARTHRITIS	DX10	M19.99	UNSPECIFIED OSTEOARTHRITIS, UNSPECIFIED SITE	M1999
DX_OSTEOPORO	OSTEOARTHRITIS	DX10	M19.91	PRIMARY OSTEOARTHRITIS, UNSPECIFIED SITE	M1991
DX_OSTEOPORO	OSTEOARTHRITIS	DX10	M19.92	POST-TRAUMATIC OSTEOARTHRITIS, UNSPECIFIED SITE	M1992
DX_OSTEOPORO	OSTEOARTHRITIS	DX10	M19.93	SECONDARY OSTEOARTHRITIS, UNSPECIFIED SITE	M1993
DX_OSTEOPORO	OSTEOPOROSIS	DX09	733.00	OSTEOPOROSIS, UNSPECIFIED	73300
DX_OSTEOPORO	OSTEOPOROSIS	DX09	733.01	SENILE OSTEOPOROSIS	73301
DX_OSTEOPORO	OSTEOPOROSIS	DX09	733.02	IDIOPATHIC OSTEOPOROSIS	73302
DX_OSTEOPORO	OSTEOPOROSIS	DX09	733.03	DISUSE OSTEOPOROSIS	73303
DX_OSTEOPORO	OSTEOPOROSIS	DX09	733.09	OTHER OSTEOPOROSIS	73309
DX_OSTEOPORO	OSTEOPOROSIS	DX10	M80.00XA	AGE-RELATED OSTEOPOROSIS WITH CURRENT PATHOLOGICAL FRACTURE, UNSPECIFIED SITE, INITIAL ENCOUNTER FOR FRACTURE	M8000XA

Boehringer Ingelheim
Statistical and Epidemiological Analysis Plan (SEAP) for Non-Interventional Study
(NIS)
BI Study Number 1245-0228

Proprietary confidential information © 2023 Boehringer Ingelheim International GmbH or one or more of its affiliated companies

DX_OSTEOPORO	OSTEOPOROSIS	DX10	M80.011A	AGE-RELATED OSTEOPOROSIS WITH CURRENT PATHOLOGICAL FRACTURE, RIGHT SHOULDER, INITIAL ENCOUNTER FOR FRACTURE	M80011A
DX_OSTEOPORO	OSTEOPOROSIS	DX10	M80.012A	AGE-RELATED OSTEOPOROSIS WITH CURRENT PATHOLOGICAL FRACTURE, LEFT SHOULDER, INITIAL ENCOUNTER FOR FRACTURE	M80012A
DX_OSTEOPORO	OSTEOPOROSIS	DX10	M80.019A	AGE-RELATED OSTEOPOROSIS WITH CURRENT PATHOLOGICAL FRACTURE, UNSPECIFIED SHOULDER, INITIAL ENCOUNTER FOR FRACTURE	M80019A
DX_OSTEOPORO	OSTEOPOROSIS	DX10	M80.021A	AGE-RELATED OSTEOPOROSIS WITH CURRENT PATHOLOGICAL FRACTURE, RIGHT HUMERUS, INITIAL ENCOUNTER FOR FRACTURE	M80021A
DX_OSTEOPORO	OSTEOPOROSIS	DX10	M80.022A	AGE-RELATED OSTEOPOROSIS WITH CURRENT PATHOLOGICAL FRACTURE, LEFT HUMERUS, INITIAL ENCOUNTER FOR FRACTURE	M80022A
DX_OSTEOPORO	OSTEOPOROSIS	DX10	M80.029A	AGE-RELATED OSTEOPOROSIS WITH CURRENT PATHOLOGICAL FRACTURE, UNSPECIFIED HUMERUS, INITIAL ENCOUNTER FOR FRACTURE	M80029A
DX_OSTEOPORO	OSTEOPOROSIS	DX10	M80.031A	AGE-RELATED OSTEOPOROSIS WITH CURRENT PATHOLOGICAL FRACTURE, RIGHT FOREARM, INITIAL ENCOUNTER FOR FRACTURE	M80031A
DX_OSTEOPORO	OSTEOPOROSIS	DX10	M80.032A	AGE-RELATED OSTEOPOROSIS WITH CURRENT PATHOLOGICAL FRACTURE, LEFT FOREARM, INITIAL ENCOUNTER FOR FRACTURE	M80032A
DX_OSTEOPORO	OSTEOPOROSIS	DX10	M80.039A	AGE-RELATED OSTEOPOROSIS WITH CURRENT PATHOLOGICAL FRACTURE, UNSPECIFIED FOREARM, INITIAL ENCOUNTER FOR FRACTURE	M80039A
DX_OSTEOPORO	OSTEOPOROSIS	DX10	M80.041A	AGE-RELATED OSTEOPOROSIS WITH CURRENT PATHOLOGICAL FRACTURE, RIGHT HAND, INITIAL ENCOUNTER FOR FRACTURE	M80041A
DX_OSTEOPORO	OSTEOPOROSIS	DX10	M80.042A	AGE-RELATED OSTEOPOROSIS WITH CURRENT PATHOLOGICAL FRACTURE, LEFT HAND, INITIAL ENCOUNTER FOR FRACTURE	M80042A
DX_OSTEOPORO	OSTEOPOROSIS	DX10	M80.049A	AGE-RELATED OSTEOPOROSIS WITH CURRENT PATHOLOGICAL FRACTURE, UNSPECIFIED HAND, INITIAL ENCOUNTER FOR FRACTURE	M80049A
DX_OSTEOPORO	OSTEOPOROSIS	DX10	M80.051A	AGE-RELATED OSTEOPOROSIS WITH CURRENT PATHOLOGICAL FRACTURE, RIGHT FEMUR, INITIAL ENCOUNTER FOR FRACTURE	M80051A
DX_OSTEOPORO	OSTEOPOROSIS	DX10	M80.052A	AGE-RELATED OSTEOPOROSIS WITH CURRENT PATHOLOGICAL FRACTURE, LEFT FEMUR, INITIAL ENCOUNTER FOR FRACTURE	M80052A
DX_OSTEOPORO	OSTEOPOROSIS	DX10	M80.059A	AGE-RELATED OSTEOPOROSIS WITH CURRENT PATHOLOGICAL FRACTURE, UNSPECIFIED FEMUR, INITIAL ENCOUNTER FOR FRACTURE	M80059A
DX_OSTEOPORO	OSTEOPOROSIS	DX10	M80.061A	AGE-RELATED OSTEOPOROSIS WITH CURRENT PATHOLOGICAL FRACTURE, RIGHT LOWER LEG, INITIAL ENCOUNTER FOR FRACTURE	M80061A
DX_OSTEOPORO	OSTEOPOROSIS	DX10	M80.062A	AGE-RELATED OSTEOPOROSIS WITH CURRENT PATHOLOGICAL FRACTURE, LEFT LOWER LEG, INITIAL ENCOUNTER FOR FRACTURE	M80062A
DX_OSTEOPORO	OSTEOPOROSIS	DX10	M80.069A	AGE-RELATED OSTEOPOROSIS WITH CURRENT PATHOLOGICAL FRACTURE, UNSPECIFIED LOWER LEG, INITIAL ENCOUNTER FOR FRACTURE	M80069A
DX_OSTEOPORO	OSTEOPOROSIS	DX10	M80.071A	AGE-RELATED OSTEOPOROSIS WITH CURRENT PATHOLOGICAL FRACTURE, RIGHT ANKLE AND FOOT, INITIAL ENCOUNTER FOR FRACTURE	M80071A
DX_OSTEOPORO	OSTEOPOROSIS	DX10	M80.072A	AGE-RELATED OSTEOPOROSIS WITH CURRENT PATHOLOGICAL FRACTURE, LEFT ANKLE AND FOOT, INITIAL ENCOUNTER FOR FRACTURE	M80072A
DX_OSTEOPORO	OSTEOPOROSIS	DX10	M80.079A	AGE-RELATED OSTEOPOROSIS WITH CURRENT PATHOLOGICAL FRACTURE, UNSPECIFIED ANKLE AND FOOT, INITIAL ENCOUNTER FOR FRACTURE	M80079A
DX_OSTEOPORO	OSTEOPOROSIS	DX10	M80.08XA	AGE-RELATED OSTEOPOROSIS WITH CURRENT PATHOLOGICAL FRACTURE, VERTEBRA(E), INITIAL ENCOUNTER FOR FRACTURE	M8008XA
DX_OSTEOPORO	OSTEOPOROSIS	DX10	M80.0AXA	AGE-RELATED OSTEOPOROSIS WITH CURRENT PATHOLOGICAL FRACTURE, OTHER SITE, INITIAL ENCOUNTER FOR FRACTURE	M800AXA
DX_OSTEOPORO	OSTEOPOROSIS	DX10	M80.80XA	OTHER OSTEOPOROSIS WITH CURRENT PATHOLOGICAL FRACTURE, UNSPECIFIED SITE, INITIAL ENCOUNTER FOR FRACTURE	M8080XA
DX_OSTEOPORO	OSTEOPOROSIS	DX10	M80.811A	OTHER OSTEOPOROSIS WITH CURRENT PATHOLOGICAL FRACTURE, RIGHT SHOULDER, INITIAL ENCOUNTER FOR FRACTURE	M80811A
DX_OSTEOPORO	OSTEOPOROSIS	DX10	M80.812A	OTHER OSTEOPOROSIS WITH CURRENT PATHOLOGICAL FRACTURE, LEFT SHOULDER, INITIAL ENCOUNTER FOR FRACTURE	M80812A
DX_OSTEOPORO	OSTEOPOROSIS	DX10	M80.819A	OTHER OSTEOPOROSIS WITH CURRENT PATHOLOGICAL FRACTURE, UNSPECIFIED SHOULDER, INITIAL ENCOUNTER FOR FRACTURE	M80819A
DX_OSTEOPORO	OSTEOPOROSIS	DX10	M80.821A	OTHER OSTEOPOROSIS WITH CURRENT PATHOLOGICAL FRACTURE, RIGHT HUMERUS, INITIAL ENCOUNTER FOR FRACTURE	M80821A
DX_OSTEOPORO	OSTEOPOROSIS	DX10	M80.822A	OTHER OSTEOPOROSIS WITH CURRENT PATHOLOGICAL FRACTURE, LEFT HUMERUS, INITIAL ENCOUNTER FOR FRACTURE	M80822A
DX_OSTEOPORO	OSTEOPOROSIS	DX10	M80.829A	OTHER OSTEOPOROSIS WITH CURRENT PATHOLOGICAL FRACTURE, UNSPECIFIED HUMERUS, INITIAL ENCOUNTER FOR FRACTURE	M80829A
DX_OSTEOPORO	OSTEOPOROSIS	DX10	M80.831A	OTHER OSTEOPOROSIS WITH CURRENT PATHOLOGICAL FRACTURE, RIGHT FOREARM, INITIAL ENCOUNTER FOR FRACTURE	M80831A
DX_OSTEOPORO	OSTEOPOROSIS	DX10	M80.832A	OTHER OSTEOPOROSIS WITH CURRENT PATHOLOGICAL FRACTURE, LEFT FOREARM, INITIAL ENCOUNTER FOR FRACTURE	M80832A
DX_OSTEOPORO	OSTEOPOROSIS	DX10	M80.839A	OTHER OSTEOPOROSIS WITH CURRENT PATHOLOGICAL FRACTURE, UNSPECIFIED FOREARM, INITIAL ENCOUNTER FOR FRACTURE	M80839A
DX_OSTEOPORO	OSTEOPOROSIS	DX10	M80.841A	OTHER OSTEOPOROSIS WITH CURRENT PATHOLOGICAL FRACTURE, RIGHT HAND, INITIAL ENCOUNTER FOR FRACTURE	M80841A
DX_OSTEOPORO	OSTEOPOROSIS	DX10	M80.842A	OTHER OSTEOPOROSIS WITH CURRENT PATHOLOGICAL FRACTURE, LEFT HAND, INITIAL ENCOUNTER FOR FRACTURE	M80842A
DX_OSTEOPORO	OSTEOPOROSIS	DX10	M80.849A	OTHER OSTEOPOROSIS WITH CURRENT PATHOLOGICAL FRACTURE, UNSPECIFIED HAND, INITIAL ENCOUNTER FOR FRACTURE	M80849A
DX_OSTEOPORO	OSTEOPOROSIS	DX10	M80.851A	OTHER OSTEOPOROSIS WITH CURRENT PATHOLOGICAL FRACTURE, RIGHT FEMUR, INITIAL ENCOUNTER FOR FRACTURE	M80851A
DX_OSTEOPORO	OSTEOPOROSIS	DX10	M80.852A	OTHER OSTEOPOROSIS WITH CURRENT PATHOLOGICAL FRACTURE, LEFT FEMUR, INITIAL ENCOUNTER FOR FRACTURE	M80852A
DX_OSTEOPORO	OSTEOPOROSIS	DX10	M80.859A	OTHER OSTEOPOROSIS WITH CURRENT PATHOLOGICAL FRACTURE, UNSPECIFIED FEMUR, INITIAL ENCOUNTER FOR FRACTURE	M80859A
DX_OSTEOPORO	OSTEOPOROSIS	DX10	M80.861A	OTHER OSTEOPOROSIS WITH CURRENT PATHOLOGICAL FRACTURE, RIGHT LOWER LEG, INITIAL ENCOUNTER FOR FRACTURE	M80861A
DX_OSTEOPORO	OSTEOPOROSIS	DX10	M80.862A	OTHER OSTEOPOROSIS WITH CURRENT PATHOLOGICAL FRACTURE, LEFT LOWER LEG, INITIAL ENCOUNTER FOR FRACTURE	M80862A
DX_OSTEOPORO	OSTEOPOROSIS	DX10	M80.869A	OTHER OSTEOPOROSIS WITH CURRENT PATHOLOGICAL FRACTURE, UNSPECIFIED LOWER LEG, INITIAL ENCOUNTER FOR FRACTURE	M80869A
DX_OSTEOPORO	OSTEOPOROSIS	DX10	M80.871A	OTHER OSTEOPOROSIS WITH CURRENT PATHOLOGICAL FRACTURE, RIGHT ANKLE AND FOOT, INITIAL ENCOUNTER FOR FRACTURE	M80871A
DX_OSTEOPORO	OSTEOPOROSIS	DX10	M80.872A	OTHER OSTEOPOROSIS WITH CURRENT PATHOLOGICAL FRACTURE, LEFT ANKLE AND FOOT, INITIAL ENCOUNTER FOR FRACTURE	M80872A
DX_OSTEOPORO	OSTEOPOROSIS	DX10	M80.879A	OTHER OSTEOPOROSIS WITH CURRENT PATHOLOGICAL FRACTURE, UNSPECIFIED ANKLE AND FOOT, INITIAL ENCOUNTER FOR FRACTURE	M80879A
DX_OSTEOPORO	OSTEOPOROSIS	DX10	M80.88XA	OTHER OSTEOPOROSIS WITH CURRENT PATHOLOGICAL FRACTURE, VERTEBRA(E), INITIAL ENCOUNTER FOR FRACTURE	M8088XA
DX_OSTEOPORO	OSTEOPOROSIS	DX10	M80.8AXA	OTHER OSTEOPOROSIS WITH CURRENT PATHOLOGICAL FRACTURE, OTHER SITE, INITIAL ENCOUNTER FOR FRACTURE	M808AXA
DX_OSTEOPORO	OSTEOPOROSIS	DX10	M81.0	AGE-RELATED OSTEOPOROSIS WITHOUT CURRENT PATHOLOGICAL FRACTURE	M810
DX_OSTEOPORO	OSTEOPOROSIS	DX10	M81.6	LOCALIZED OSTEOPOROSIS [LEQUESNE]	M816

Boehringer Ingelheim
Statistical and Epidemiological Analysis Plan (SEAP) for Non-Interventional Study
(NIS)
BI Study Number 1245-0228

Proprietary confidential information © 2023 Boehringer Ingelheim International GmbH or one or more of its affiliated companies

DX_OSTEOPORO	OSTEOPOROSIS	DX10	M81.8	OTHER OSTEOPOROSIS WITHOUT CURRENT PATHOLOGICAL FRACTURE	M818
DX_OTHER_CEVD	OTHER CEREBROVASCULAR CONDITIONS	DX09	432.0	NONTRAUMATIC EXTRADURAL HEMORRHAGE	4320
DX_OTHER_CEVD	OTHER CEREBROVASCULAR CONDITIONS	DX09	432.1	SUBDURAL HEMORRHAGE	4321
DX_OTHER_CEVD	OTHER CEREBROVASCULAR CONDITIONS	DX09	432.9	UNSPECIFIED INTRACRANIAL HEMORRHAGE	4329
DX_OTHER_CEVD	OTHER CEREBROVASCULAR CONDITIONS	DX09	437.2	HYPERTENSIVE ENCEPHALOPATHY	4372
DX_OTHER_CEVD	OTHER CEREBROVASCULAR CONDITIONS	DX09	437.3	CEREBRAL ANEURYSM, NONRUPTURED	4373
DX_OTHER_CEVD	OTHER CEREBROVASCULAR CONDITIONS	DX09	437.4	CEREBRAL ARTERITIS	4374
DX_OTHER_CEVD	OTHER CEREBROVASCULAR CONDITIONS	DX09	437.5	MOYAMOYA DISEASE	4375
DX_OTHER_CEVD	OTHER CEREBROVASCULAR CONDITIONS	DX09	437.7	TRANSIENT GLOBAL AMNESIA	4377
DX_OTHER_CEVD	OTHER CEREBROVASCULAR CONDITIONS	DX10	G45.4	TRANSIENT GLOBAL AMNESIA	G454
DX_OTHER_CEVD	OTHER CEREBROVASCULAR CONDITIONS	DX10	G45.8	OTHER TRANSIENT CEREBRAL ISCHEMIC ATTACKS AND RELATED SYNDROMES	G458
DX_OTHER_CEVD	OTHER CEREBROVASCULAR CONDITIONS	DX10	I62.0	NONTRAUMATIC CHRONIC SUBDURAL HEMORRHAGE	I620
DX_OTHER_CEVD	OTHER CEREBROVASCULAR CONDITIONS	DX10	I62.00	NONTRAUMATIC SUBDURAL HEMORRHAGE, UNSPECIFIED	I6200
DX_OTHER_CEVD	OTHER CEREBROVASCULAR CONDITIONS	DX10	I62.01	NONTRAUMATIC ACUTE SUBDURAL HEMORRHAGE	I6201
DX_OTHER_CEVD	OTHER CEREBROVASCULAR CONDITIONS	DX10	I62.02	NONTRAUMATIC SUBACUTE SUBDURAL HEMORRHAGE	I6202
DX_OTHER_CEVD	OTHER CEREBROVASCULAR CONDITIONS	DX10	I62.03	NONTRAUMATIC CHRONIC SUBDURAL HEMORRHAGE	I6203
DX_OTHER_CEVD	OTHER CEREBROVASCULAR CONDITIONS	DX10	I62.1	NONTRAUMATIC EXTRADURAL HEMORRHAGE	I621
DX_OTHER_CEVD	OTHER CEREBROVASCULAR CONDITIONS	DX10	I62.9	NONTRAUMATIC INTRACRANIAL HEMORRHAGE, UNSPECIFIED	I629
DX_OTHER_CEVD	OTHER CEREBROVASCULAR CONDITIONS	DX10	I67.0	DISSECTION OF CEREBRAL ARTERIES, NONRUPTURED	I670
DX_OTHER_CEVD	OTHER CEREBROVASCULAR CONDITIONS	DX10	I67.1	CEREBRAL ANEURYSM, NONRUPTURED	I671
DX_OTHER_CEVD	OTHER CEREBROVASCULAR CONDITIONS	DX10	I67.5	MOYAMOYA DISEASE	I675
DX_OTHER_CEVD	OTHER CEREBROVASCULAR CONDITIONS	DX10	I67.6	NONPYOGENIC THROMBOSIS OF INTRACRANIAL VENOUS SYSTEM	I676
DX_OTHER_CEVD	OTHER CEREBROVASCULAR CONDITIONS	DX10	I67.7	CEREBRAL ARTERITIS, NOT ELSEWHERE CLASSIFIED	I677
DX_OTHER_CEVD	OTHER CEREBROVASCULAR CONDITIONS	DX10	I67.81	ACUTE CEREBROVASCULAR INSUFFICIENCY	I6781
DX_OTHER_CEVD	OTHER CEREBROVASCULAR CONDITIONS	DX10	I67.82	CEREBRAL ISCHEMIA	I6782
DX_OTHER_CEVD	OTHER CEREBROVASCULAR CONDITIONS	DX10	I67.841	REVERSIBLE CEREBROVASCULAR VASOCONSTRICTION SYNDROME	I67841
DX_OTHER_CEVD	OTHER CEREBROVASCULAR CONDITIONS	DX10	I67.848	OTHER CEREBROVASCULAR VASOSPASM AND VASOCONSTRICTION	I67848
DX_OTHER_CEVD	OTHER CEREBROVASCULAR CONDITIONS	DX10	I67.850	CEREBRAL AUTOSOMAL DOMINANT ARTERIOPATHY WITH SUBCORTICAL INFARCTS AND LEUKOENCEPHALOPATHY	I67850
DX_OTHER_CEVD	OTHER CEREBROVASCULAR CONDITIONS	DX10	I67.858	OTHER HEREDITARY CEREBROVASCULAR DISEASE	I67858
DX_OTHER_CEVD	OTHER CEREBROVASCULAR CONDITIONS	DX10	I68	CEREBROVASCULAR DISORDERS IN DISEASES CLASSIFIED ELSEWHERE	I68
DX_OTHER_CEVD	OTHER CEREBROVASCULAR CONDITIONS	DX10	I68.0	CEREBRAL AMYLOID ANGIOPATHY	I680
DX_OTHER_CEVD	OTHER CEREBROVASCULAR CONDITIONS	DX10	I68.2	CEREBRAL ARTERITIS IN OTHER DISEASES CLASSIFIED ELSEWHERE	I682
DX_OTHER_CEVD	OTHER CEREBROVASCULAR CONDITIONS	DX10	I68.8	OTHER CEREBROVASCULAR DISORDERS IN DISEASES CLASSIFIED ELSEWHERE	I688
DX_OTHER_CEVD	OTHER CEREBROVASCULAR CONDITIONS	DX10	I69.2	SEQUELAE OF OTHER NONTRAUMATIC INTRACRANIAL HEMORRHAGE	I692
DX_OTHER_CEVD	OTHER CEREBROVASCULAR CONDITIONS	DX10	I69.20	UNSPECIFIED SEQUELAE OF OTHER NONTRAUMATIC INTRACRANIAL HEMORRHAGE	I6920
DX_OTHER_CEVD	OTHER CEREBROVASCULAR CONDITIONS	DX10	I69.21	COGNITIVE DEFICITS FOLLOWING OTHER NONTRAUMATIC INTRACRANIAL HEMORRHAGE	I6921
DX_OTHER_CEVD	OTHER CEREBROVASCULAR CONDITIONS	DX10	I69.210	ATTENTION AND CONCENTRATION DEFICIT FOLLOWING OTHER NONTRAUMATIC INTRACRANIAL HEMORRHAGE	I69210
DX_OTHER_CEVD	OTHER CEREBROVASCULAR CONDITIONS	DX10	I69.211	MEMORY DEFICIT FOLLOWING OTHER NONTRAUMATIC INTRACRANIAL HEMORRHAGE	I69211
DX_OTHER_CEVD	OTHER CEREBROVASCULAR CONDITIONS	DX10	I69.212	VISUOSPATIAL DEFICIT AND SPATIAL NEGLECT FOLLOWING OTHER NONTRAUMATIC INTRACRANIAL HEMORRHAGE	I69212
DX_OTHER_CEVD	OTHER CEREBROVASCULAR CONDITIONS	DX10	I69.213	PSYCHOMOTOR DEFICIT FOLLOWING OTHER NONTRAUMATIC INTRACRANIAL HEMORRHAGE	I69213
DX_OTHER_CEVD	OTHER CEREBROVASCULAR CONDITIONS	DX10	I69.214	FRONTAL LOBE AND EXECUTIVE FUNCTION DEFICIT FOLLOWING OTHER NONTRAUMATIC INTRACRANIAL HEMORRHAGE	I69214
DX_OTHER_CEVD	OTHER CEREBROVASCULAR CONDITIONS	DX10	I69.215	COGNITIVE SOCIAL OR EMOTIONAL DEFICIT FOLLOWING OTHER NONTRAUMATIC INTRACRANIAL HEMORRHAGE	I69215
DX_OTHER_CEVD	OTHER CEREBROVASCULAR CONDITIONS	DX10	I69.218	OTHER SYMPTOMS AND SIGNS INVOLVING COGNITIVE FUNCTIONS FOLLOWING OTHER NONTRAUMATIC INTRACRANIAL HEMORRHAGE	I69218
DX_OTHER_CEVD	OTHER CEREBROVASCULAR CONDITIONS	DX10	I69.219	UNSPECIFIED SYMPTOMS AND SIGNS INVOLVING COGNITIVE FUNCTIONS FOLLOWING OTHER NONTRAUMATIC INTRACRANIAL HEMORRHAGE	I69219
DX_OTHER_CEVD	OTHER CEREBROVASCULAR CONDITIONS	DX10	I69.22	SPEECH AND LANGUAGE DEFICITS FOLLOWING OTHER NONTRAUMATIC INTRACRANIAL HEMORRHAGE	I6922
DX_OTHER_CEVD	OTHER CEREBROVASCULAR CONDITIONS	DX10	I69.220	APHASIA FOLLOWING OTHER NONTRAUMATIC INTRACRANIAL HEMORRHAGE	I69220
DX_OTHER_CEVD	OTHER CEREBROVASCULAR CONDITIONS	DX10	I69.221	DYSPHASIA FOLLOWING OTHER NONTRAUMATIC INTRACRANIAL HEMORRHAGE	I69221
DX_OTHER_CEVD	OTHER CEREBROVASCULAR CONDITIONS	DX10	I69.222	DYSARTHRIA FOLLOWING OTHER NONTRAUMATIC INTRACRANIAL HEMORRHAGE	I69222
DX_OTHER_CEVD	OTHER CEREBROVASCULAR CONDITIONS	DX10	I69.223	FLUENCY DISORDER FOLLOWING OTHER NONTRAUMATIC INTRACRANIAL HEMORRHAGE	I69223
DX_OTHER_CEVD	OTHER CEREBROVASCULAR CONDITIONS	DX10	I69.228	OTHER SPEECH AND LANGUAGE DEFICITS FOLLOWING OTHER NONTRAUMATIC INTRACRANIAL HEMORRHAGE	I69228
DX_OTHER_CEVD	OTHER CEREBROVASCULAR CONDITIONS	DX10	I69.23	MONOPLÉGIA OF UPPER LIMB FOLLOWING OTHER NONTRAUMATIC INTRACRANIAL HEMORRHAGE	I6923
DX_OTHER_CEVD	OTHER CEREBROVASCULAR CONDITIONS	DX10	I69.231	MONOPLÉGIA OF UPPER LIMB FOLLOWING OTHER NONTRAUMATIC INTRACRANIAL HEMORRHAGE AFFECTING RIGHT DOMINANT SIDE	I69231
DX_OTHER_CEVD	OTHER CEREBROVASCULAR CONDITIONS	DX10	I69.232	MONOPLÉGIA OF UPPER LIMB FOLLOWING OTHER NONTRAUMATIC INTRACRANIAL HEMORRHAGE AFFECTING LEFT DOMINANT SIDE	I69232
DX_OTHER_CEVD	OTHER CEREBROVASCULAR CONDITIONS	DX10	I69.233	MONOPLÉGIA OF UPPER LIMB FOLLOWING OTHER NONTRAUMATIC INTRACRANIAL HEMORRHAGE AFFECTING RIGHT NON-DOMINANT SIDE	I69233
DX_OTHER_CEVD	OTHER CEREBROVASCULAR CONDITIONS	DX10	I69.234	MONOPLÉGIA OF UPPER LIMB FOLLOWING OTHER NONTRAUMATIC INTRACRANIAL HEMORRHAGE AFFECTING LEFT NON-DOMINANT SIDE	I69234
DX_OTHER_CEVD	OTHER CEREBROVASCULAR CONDITIONS	DX10	I69.239	MONOPLÉGIA OF UPPER LIMB FOLLOWING OTHER NONTRAUMATIC INTRACRANIAL HEMORRHAGE AFFECTING UNSPECIFIED SIDE	I69239
DX_OTHER_CEVD	OTHER CEREBROVASCULAR CONDITIONS	DX10	I69.24	MONOPLÉGIA OF LOWER LIMB FOLLOWING OTHER NONTRAUMATIC INTRACRANIAL HEMORRHAGE	I6924
DX_OTHER_CEVD	OTHER CEREBROVASCULAR CONDITIONS	DX10	I69.241	MONOPLÉGIA OF LOWER LIMB FOLLOWING OTHER NONTRAUMATIC INTRACRANIAL HEMORRHAGE AFFECTING RIGHT DOMINANT SIDE	I69241
DX_OTHER_CEVD	OTHER CEREBROVASCULAR CONDITIONS	DX10	I69.242	MONOPLÉGIA OF LOWER LIMB FOLLOWING OTHER NONTRAUMATIC INTRACRANIAL HEMORRHAGE AFFECTING LEFT DOMINANT SIDE	I69242
DX_OTHER_CEVD	OTHER CEREBROVASCULAR CONDITIONS	DX10	I69.243	MONOPLÉGIA OF LOWER LIMB FOLLOWING OTHER NONTRAUMATIC INTRACRANIAL HEMORRHAGE AFFECTING RIGHT NON-DOMINANT SIDE	I69243
DX_OTHER_CEVD	OTHER CEREBROVASCULAR CONDITIONS	DX10	I69.244	MONOPLÉGIA OF LOWER LIMB FOLLOWING OTHER NONTRAUMATIC INTRACRANIAL HEMORRHAGE AFFECTING LEFT NON-DOMINANT SIDE	I69244
DX_OTHER_CEVD	OTHER CEREBROVASCULAR CONDITIONS	DX10	I69.249	MONOPLÉGIA OF LOWER LIMB FOLLOWING OTHER NONTRAUMATIC INTRACRANIAL HEMORRHAGE AFFECTING UNSPECIFIED SIDE	I69249
DX_OTHER_CEVD	OTHER CEREBROVASCULAR CONDITIONS	DX10	I69.25	HEMIPLEGIA AND HEMIPARESIS FOLLOWING OTHER NONTRAUMATIC INTRACRANIAL HEMORRHAGE	I6925
DX_OTHER_CEVD	OTHER CEREBROVASCULAR CONDITIONS	DX10	I69.251	HEMIPLEGIA AND HEMIPARESIS FOLLOWING OTHER NONTRAUMATIC INTRACRANIAL HEMORRHAGE AFFECTING RIGHT DOMINANT SIDE	I69251
DX_OTHER_CEVD	OTHER CEREBROVASCULAR CONDITIONS	DX10	I69.252	HEMIPLEGIA AND HEMIPARESIS FOLLOWING OTHER NONTRAUMATIC INTRACRANIAL HEMORRHAGE AFFECTING LEFT DOMINANT SIDE	I69252
DX_OTHER_CEVD	OTHER CEREBROVASCULAR CONDITIONS	DX10	I69.253	HEMIPLEGIA AND HEMIPARESIS FOLLOWING OTHER NONTRAUMATIC INTRACRANIAL HEMORRHAGE AFFECTING RIGHT NON-DOMINANT SIDE	I69253
DX_OTHER_CEVD	OTHER CEREBROVASCULAR CONDITIONS	DX10	I69.254	HEMIPLEGIA AND HEMIPARESIS FOLLOWING OTHER NONTRAUMATIC INTRACRANIAL HEMORRHAGE AFFECTING LEFT NON-DOMINANT SIDE	I69254
DX_OTHER_CEVD	OTHER CEREBROVASCULAR CONDITIONS	DX10	I69.259	HEMIPLEGIA AND HEMIPARESIS FOLLOWING OTHER NONTRAUMATIC INTRACRANIAL HEMORRHAGE AFFECTING UNSPECIFIED SIDE	I69259
DX_OTHER_CEVD	OTHER CEREBROVASCULAR CONDITIONS	DX10	I69.26	OTHER PARALYTIC SYNDROME FOLLOWING OTHER NONTRAUMATIC INTRACRANIAL HEMORRHAGE	I6926

Boehringer Ingelheim
Statistical and Epidemiological Analysis Plan (SEAP) for Non-Interventional Study
(NIS)
BI Study Number 1245-0228

Proprietary confidential information © 2023 Boehringer Ingelheim International GmbH or one or more of its affiliated companies

DX_OTHER_CEVD	OTHER CEREBROVASCULAR CONDITIONS	DX10	I69.261	OTHER PARALYTIC SYNDROME FOLLOWING OTHER NONTRAUMATIC INTRACRANIAL HEMORRHAGE AFFECTING RIGHT DOMINANT SIDE	I69261
DX_OTHER_CEVD	OTHER CEREBROVASCULAR CONDITIONS	DX10	I69.262	OTHER PARALYTIC SYNDROME FOLLOWING OTHER NONTRAUMATIC INTRACRANIAL HEMORRHAGE AFFECTING LEFT DOMINANT SIDE	I69262
DX_OTHER_CEVD	OTHER CEREBROVASCULAR CONDITIONS	DX10	I69.263	OTHER PARALYTIC SYNDROME FOLLOWING OTHER NONTRAUMATIC INTRACRANIAL HEMORRHAGE AFFECTING RIGHT NON-DOMINANT SIDE	I69263
DX_OTHER_CEVD	OTHER CEREBROVASCULAR CONDITIONS	DX10	I69.264	OTHER PARALYTIC SYNDROME FOLLOWING OTHER NONTRAUMATIC INTRACRANIAL HEMORRHAGE AFFECTING LEFT NON-DOMINANT SIDE	I69264
DX_OTHER_CEVD	OTHER CEREBROVASCULAR CONDITIONS	DX10	I69.265	OTHER PARALYTIC SYNDROME FOLLOWING OTHER NONTRAUMATIC INTRACRANIAL HEMORRHAGE, BILATERAL	I69265
DX_OTHER_CEVD	OTHER CEREBROVASCULAR CONDITIONS	DX10	I69.269	OTHER PARALYTIC SYNDROME FOLLOWING OTHER NONTRAUMATIC INTRACRANIAL HEMORRHAGE AFFECTING UNSPECIFIED SIDE	I69269
DX_OTHER_CEVD	OTHER CEREBROVASCULAR CONDITIONS	DX10	I69.29	OTHER SEQUELAE OF OTHER NONTRAUMATIC INTRACRANIAL HEMORRHAGE	I6929
DX_OTHER_CEVD	OTHER CEREBROVASCULAR CONDITIONS	DX10	I69.290	APRAXIA FOLLOWING OTHER NONTRAUMATIC INTRACRANIAL HEMORRHAGE	I69290
DX_OTHER_CEVD	OTHER CEREBROVASCULAR CONDITIONS	DX10	I69.291	DYSPHAGIA FOLLOWING OTHER NONTRAUMATIC INTRACRANIAL HEMORRHAGE	I69291
DX_OTHER_CEVD	OTHER CEREBROVASCULAR CONDITIONS	DX10	I69.292	FACIAL WEAKNESS FOLLOWING OTHER NONTRAUMATIC INTRACRANIAL HEMORRHAGE	I69292
DX_OTHER_CEVD	OTHER CEREBROVASCULAR CONDITIONS	DX10	I69.293	ATAXIA FOLLOWING OTHER NONTRAUMATIC INTRACRANIAL HEMORRHAGE	I69293
DX_OTHER_CEVD	OTHER CEREBROVASCULAR CONDITIONS	DX10	I69.298	OTHER SEQUELAE OF OTHER NONTRAUMATIC INTRACRANIAL HEMORRHAGE	I69298
DX_OTHER_CEVD	OTHER CEREBROVASCULAR CONDITIONS	DX10	I69.8	SEQUELAE OF OTHER CEREBROVASCULAR DISEASES	I698
DX_OTHER_CEVD	OTHER CEREBROVASCULAR CONDITIONS	DX10	I69.80	UNSPECIFIED SEQUELAE OF OTHER CEREBROVASCULAR DISEASE	I6980
DX_OTHER_CEVD	OTHER CEREBROVASCULAR CONDITIONS	DX10	I69.81	COGNITIVE DEFICITS FOLLOWING OTHER CEREBROVASCULAR DISEASE	I6981
DX_OTHER_CEVD	OTHER CEREBROVASCULAR CONDITIONS	DX10	I69.810	ATTENTION AND CONCENTRATION DEFICIT FOLLOWING OTHER CEREBROVASCULAR DISEASE	I69810
DX_OTHER_CEVD	OTHER CEREBROVASCULAR CONDITIONS	DX10	I69.811	MEMORY DEFICIT FOLLOWING OTHER CEREBROVASCULAR DISEASE	I69811
DX_OTHER_CEVD	OTHER CEREBROVASCULAR CONDITIONS	DX10	I69.812	VISUOSPATIAL DEFICIT AND SPATIAL NEGLECT FOLLOWING OTHER CEREBROVASCULAR DISEASE	I69812
DX_OTHER_CEVD	OTHER CEREBROVASCULAR CONDITIONS	DX10	I69.813	PSYCHOMOTOR DEFICIT FOLLOWING OTHER CEREBROVASCULAR DISEASE	I69813
DX_OTHER_CEVD	OTHER CEREBROVASCULAR CONDITIONS	DX10	I69.814	FRONTAL LOBE AND EXECUTIVE FUNCTION DEFICIT FOLLOWING OTHER CEREBROVASCULAR DISEASE	I69814
DX_OTHER_CEVD	OTHER CEREBROVASCULAR CONDITIONS	DX10	I69.815	COGNITIVE SOCIAL OR EMOTIONAL DEFICIT FOLLOWING OTHER CEREBROVASCULAR DISEASE	I69815
DX_OTHER_CEVD	OTHER CEREBROVASCULAR CONDITIONS	DX10	I69.818	OTHER SYMPTOMS AND SIGNS INVOLVING COGNITIVE FUNCTIONS FOLLOWING OTHER CEREBROVASCULAR DISEASE	I69818
DX_OTHER_CEVD	OTHER CEREBROVASCULAR CONDITIONS	DX10	I69.819	UNSPECIFIED SYMPTOMS AND SIGNS INVOLVING COGNITIVE FUNCTIONS FOLLOWING OTHER CEREBROVASCULAR DISEASE	I69819
DX_OTHER_CEVD	OTHER CEREBROVASCULAR CONDITIONS	DX10	I69.820	SPEECH AND LANGUAGE DEFICITS FOLLOWING OTHER CEREBROVASCULAR DISEASE	I69820
DX_OTHER_CEVD	OTHER CEREBROVASCULAR CONDITIONS	DX10	I69.821	APHASIA FOLLOWING OTHER CEREBROVASCULAR DISEASE	I69821
DX_OTHER_CEVD	OTHER CEREBROVASCULAR CONDITIONS	DX10	I69.822	DYSPHASIA FOLLOWING OTHER CEREBROVASCULAR DISEASE	I69822
DX_OTHER_CEVD	OTHER CEREBROVASCULAR CONDITIONS	DX10	I69.822	DYSARTHRIA FOLLOWING OTHER CEREBROVASCULAR DISEASE	I69822
DX_OTHER_CEVD	OTHER CEREBROVASCULAR CONDITIONS	DX10	I69.823	FLUENCY DISORDER FOLLOWING OTHER CEREBROVASCULAR DISEASE	I69823
DX_OTHER_CEVD	OTHER CEREBROVASCULAR CONDITIONS	DX10	I69.828	OTHER SPEECH AND LANGUAGE DEFICITS FOLLOWING OTHER CEREBROVASCULAR DISEASE	I69828
DX_OTHER_CEVD	OTHER CEREBROVASCULAR CONDITIONS	DX10	I69.83	MONOPLÉGIA OF UPPER LIMB FOLLOWING OTHER CEREBROVASCULAR DISEASE	I6983
DX_OTHER_CEVD	OTHER CEREBROVASCULAR CONDITIONS	DX10	I69.831	MONOPLÉGIA OF UPPER LIMB FOLLOWING OTHER CEREBROVASCULAR DISEASE AFFECTING RIGHT DOMINANT SIDE	I69831
DX_OTHER_CEVD	OTHER CEREBROVASCULAR CONDITIONS	DX10	I69.832	MONOPLÉGIA OF UPPER LIMB FOLLOWING OTHER CEREBROVASCULAR DISEASE AFFECTING LEFT DOMINANT SIDE	I69832
DX_OTHER_CEVD	OTHER CEREBROVASCULAR CONDITIONS	DX10	I69.833	MONOPLÉGIA OF UPPER LIMB FOLLOWING OTHER CEREBROVASCULAR DISEASE AFFECTING RIGHT NON-DOMINANT SIDE	I69833
DX_OTHER_CEVD	OTHER CEREBROVASCULAR CONDITIONS	DX10	I69.834	MONOPLÉGIA OF UPPER LIMB FOLLOWING OTHER CEREBROVASCULAR DISEASE AFFECTING LEFT NON-DOMINANT SIDE	I69834
DX_OTHER_CEVD	OTHER CEREBROVASCULAR CONDITIONS	DX10	I69.839	MONOPLÉGIA OF UPPER LIMB FOLLOWING OTHER CEREBROVASCULAR DISEASE AFFECTING UNSPECIFIED SIDE	I69839
DX_OTHER_CEVD	OTHER CEREBROVASCULAR CONDITIONS	DX10	I69.84	MONOPLÉGIA OF LOWER LIMB FOLLOWING OTHER CEREBROVASCULAR DISEASE	I6984
DX_OTHER_CEVD	OTHER CEREBROVASCULAR CONDITIONS	DX10	I69.841	MONOPLÉGIA OF LOWER LIMB FOLLOWING OTHER CEREBROVASCULAR DISEASE AFFECTING RIGHT DOMINANT SIDE	I69841
DX_OTHER_CEVD	OTHER CEREBROVASCULAR CONDITIONS	DX10	I69.842	MONOPLÉGIA OF LOWER LIMB FOLLOWING OTHER CEREBROVASCULAR DISEASE AFFECTING LEFT DOMINANT SIDE	I69842
DX_OTHER_CEVD	OTHER CEREBROVASCULAR CONDITIONS	DX10	I69.843	MONOPLÉGIA OF LOWER LIMB FOLLOWING OTHER CEREBROVASCULAR DISEASE AFFECTING RIGHT NON-DOMINANT SIDE	I69843
DX_OTHER_CEVD	OTHER CEREBROVASCULAR CONDITIONS	DX10	I69.844	MONOPLÉGIA OF LOWER LIMB FOLLOWING OTHER CEREBROVASCULAR DISEASE AFFECTING LEFT NON-DOMINANT SIDE	I69844
DX_OTHER_CEVD	OTHER CEREBROVASCULAR CONDITIONS	DX10	I69.849	MONOPLÉGIA OF LOWER LIMB FOLLOWING OTHER CEREBROVASCULAR DISEASE AFFECTING UNSPECIFIED SIDE	I69849
DX_OTHER_CEVD	OTHER CEREBROVASCULAR CONDITIONS	DX10	I69.85	HEMIPLEGIA AND HEMIPARESIS FOLLOWING OTHER CEREBROVASCULAR DISEASE	I6985
DX_OTHER_CEVD	OTHER CEREBROVASCULAR CONDITIONS	DX10	I69.851	HEMIPLEGIA AND HEMIPARESIS FOLLOWING OTHER CEREBROVASCULAR DISEASE AFFECTING RIGHT DOMINANT SIDE	I69851
DX_OTHER_CEVD	OTHER CEREBROVASCULAR CONDITIONS	DX10	I69.852	HEMIPLEGIA AND HEMIPARESIS FOLLOWING OTHER CEREBROVASCULAR DISEASE AFFECTING LEFT DOMINANT SIDE	I69852
DX_OTHER_CEVD	OTHER CEREBROVASCULAR CONDITIONS	DX10	I69.853	HEMIPLEGIA AND HEMIPARESIS FOLLOWING OTHER CEREBROVASCULAR DISEASE AFFECTING RIGHT NON-DOMINANT SIDE	I69853
DX_OTHER_CEVD	OTHER CEREBROVASCULAR CONDITIONS	DX10	I69.854	HEMIPLEGIA AND HEMIPARESIS FOLLOWING OTHER CEREBROVASCULAR DISEASE AFFECTING LEFT NON-DOMINANT SIDE	I69854
DX_OTHER_CEVD	OTHER CEREBROVASCULAR CONDITIONS	DX10	I69.859	HEMIPLEGIA AND HEMIPARESIS FOLLOWING OTHER CEREBROVASCULAR DISEASE AFFECTING UNSPECIFIED SIDE	I69859
DX_OTHER_CEVD	OTHER CEREBROVASCULAR CONDITIONS	DX10	I69.86	OTHER PARALYTIC SYNDROME FOLLOWING OTHER CEREBROVASCULAR DISEASE	I6986
DX_OTHER_CEVD	OTHER CEREBROVASCULAR CONDITIONS	DX10	I69.861	OTHER PARALYTIC SYNDROME FOLLOWING OTHER CEREBROVASCULAR DISEASE AFFECTING RIGHT DOMINANT SIDE	I69861
DX_OTHER_CEVD	OTHER CEREBROVASCULAR CONDITIONS	DX10	I69.862	OTHER PARALYTIC SYNDROME FOLLOWING OTHER CEREBROVASCULAR DISEASE AFFECTING LEFT DOMINANT SIDE	I69862
DX_OTHER_CEVD	OTHER CEREBROVASCULAR CONDITIONS	DX10	I69.863	OTHER PARALYTIC SYNDROME FOLLOWING OTHER CEREBROVASCULAR DISEASE AFFECTING RIGHT NON-DOMINANT SIDE	I69863
DX_OTHER_CEVD	OTHER CEREBROVASCULAR CONDITIONS	DX10	I69.864	OTHER PARALYTIC SYNDROME FOLLOWING OTHER CEREBROVASCULAR DISEASE AFFECTING LEFT NON-DOMINANT SIDE	I69864
DX_OTHER_CEVD	OTHER CEREBROVASCULAR CONDITIONS	DX10	I69.865	OTHER PARALYTIC SYNDROME FOLLOWING OTHER CEREBROVASCULAR DISEASE, BILATERAL	I69865
DX_OTHER_CEVD	OTHER CEREBROVASCULAR CONDITIONS	DX10	I69.869	OTHER PARALYTIC SYNDROME FOLLOWING OTHER CEREBROVASCULAR DISEASE AFFECTING UNSPECIFIED SIDE	I69869
DX_OTHER_CEVD	OTHER CEREBROVASCULAR CONDITIONS	DX10	I69.89	OTHER SEQUELAE OF OTHER CEREBROVASCULAR DISEASE	I6989
DX_OTHER_CEVD	OTHER CEREBROVASCULAR CONDITIONS	DX10	I69.890	APRAXIA FOLLOWING OTHER CEREBROVASCULAR DISEASE	I69890
DX_OTHER_CEVD	OTHER CEREBROVASCULAR CONDITIONS	DX10	I69.891	DYSPHAGIA FOLLOWING OTHER CEREBROVASCULAR DISEASE	I69891
DX_OTHER_CEVD	OTHER CEREBROVASCULAR CONDITIONS	DX10	I69.892	FACIAL WEAKNESS FOLLOWING OTHER CEREBROVASCULAR DISEASE	I69892
DX_OTHER_CEVD	OTHER CEREBROVASCULAR CONDITIONS	DX10	I69.893	ATAXIA FOLLOWING OTHER CEREBROVASCULAR DISEASE	I69893
DX_OTHER_CEVD	OTHER CEREBROVASCULAR CONDITIONS	DX10	I69.898	OTHER SEQUELAE OF OTHER CEREBROVASCULAR DISEASE	I69898
DX_OTHER_CEVD	OTHER CEREBROVASCULAR CONDITIONS	DX10	I69.9	SEQUELAE OF UNSPECIFIED CEREBROVASCULAR DISEASES	I699
DX_OTHER_CEVD	OTHER CEREBROVASCULAR CONDITIONS	DX10	I69.90	UNSPECIFIED SEQUELAE OF UNSPECIFIED CEREBROVASCULAR DISEASE	I6990
DX_OTHER_CEVD	OTHER CEREBROVASCULAR CONDITIONS	DX10	I69.91	COGNITIVE DEFICITS FOLLOWING UNSPECIFIED CEREBROVASCULAR DISEASE	I6991
DX_OTHER_CEVD	OTHER CEREBROVASCULAR CONDITIONS	DX10	I69.910	ATTENTION AND CONCENTRATION DEFICIT FOLLOWING UNSPECIFIED CEREBROVASCULAR DISEASE	I69910
DX_OTHER_CEVD	OTHER CEREBROVASCULAR CONDITIONS	DX10	I69.911	MEMORY DEFICIT FOLLOWING UNSPECIFIED CEREBROVASCULAR DISEASE	I69911

**Boehringer Ingelheim
Statistical and Epidemiological Analysis Plan (SEAP) for Non-Interventional Study
(NIS)
BI Study Number 1245-0228**

c39712001-02

Proprietary confidential information © 2023 Boehringer Ingelheim International GmbH or one or more of its affiliated companies

DX_OTHER_CEVD	OTHER CEREBROVASCULAR CONDITIONS	DX10	I69.912	VISUOSPATIAL DEFICIT AND SPATIAL NEGLECT FOLLOWING UNSPECIFIED CEREBROVASCULAR DISEASE	I69912
DX_OTHER_CEVD	OTHER CEREBROVASCULAR CONDITIONS	DX10	I69.913	PSYCHOMOTOR DEFICIT FOLLOWING UNSPECIFIED CEREBROVASCULAR DISEASE	I69913
DX_OTHER_CEVD	OTHER CEREBROVASCULAR CONDITIONS	DX10	I69.914	FRONTAL LOBE AND EXECUTIVE FUNCTION DEFICIT FOLLOWING UNSPECIFIED CEREBROVASCULAR DISEASE	I69914
DX_OTHER_CEVD	OTHER CEREBROVASCULAR CONDITIONS	DX10	I69.915	COGNITIVE SOCIAL OR EMOTIONAL DEFICIT FOLLOWING UNSPECIFIED CEREBROVASCULAR DISEASE	I69915
DX_OTHER_CEVD	OTHER CEREBROVASCULAR CONDITIONS	DX10	I69.918	OTHER SYMPTOMS AND SIGNS INVOLVING COGNITIVE FUNCTIONS FOLLOWING UNSPECIFIED CEREBROVASCULAR DISEASE	I69918
DX_OTHER_CEVD	OTHER CEREBROVASCULAR CONDITIONS	DX10	I69.919	UNSPECIFIED SYMPTOMS AND SIGNS INVOLVING COGNITIVE FUNCTIONS FOLLOWING UNSPECIFIED CEREBROVASCULAR DISEASE	I69919
DX_OTHER_CEVD	OTHER CEREBROVASCULAR CONDITIONS	DX10	I69.92	SPEECH AND LANGUAGE DEFICITS FOLLOWING UNSPECIFIED CEREBROVASCULAR DISEASE	I6992
DX_OTHER_CEVD	OTHER CEREBROVASCULAR CONDITIONS	DX10	I69.920	APHASIA FOLLOWING UNSPECIFIED CEREBROVASCULAR DISEASE	I69920
DX_OTHER_CEVD	OTHER CEREBROVASCULAR CONDITIONS	DX10	I69.921	DYSPHASIA FOLLOWING UNSPECIFIED CEREBROVASCULAR DISEASE	I69921
DX_OTHER_CEVD	OTHER CEREBROVASCULAR CONDITIONS	DX10	I69.922	DYSARTHRIA FOLLOWING UNSPECIFIED CEREBROVASCULAR DISEASE	I69922
DX_OTHER_CEVD	OTHER CEREBROVASCULAR CONDITIONS	DX10	I69.923	FLUENCY DISORDER FOLLOWING UNSPECIFIED CEREBROVASCULAR DISEASE	I69923
DX_OTHER_CEVD	OTHER CEREBROVASCULAR CONDITIONS	DX10	I69.928	OTHER SPEECH AND LANGUAGE DEFICITS FOLLOWING UNSPECIFIED CEREBROVASCULAR DISEASE	I69928
DX_OTHER_CEVD	OTHER CEREBROVASCULAR CONDITIONS	DX10	I69.93	MONOPLÉGIA OF UPPER LIMB FOLLOWING UNSPECIFIED CEREBROVASCULAR DISEASE	I6993
DX_OTHER_CEVD	OTHER CEREBROVASCULAR CONDITIONS	DX10	I69.931	MONOPLÉGIA OF UPPER LIMB FOLLOWING UNSPECIFIED CEREBROVASCULAR DISEASE AFFECTING RIGHT DOMINANT SIDE	I69931
DX_OTHER_CEVD	OTHER CEREBROVASCULAR CONDITIONS	DX10	I69.932	MONOPLÉGIA OF UPPER LIMB FOLLOWING UNSPECIFIED CEREBROVASCULAR DISEASE AFFECTING LEFT DOMINANT SIDE	I69932
DX_OTHER_CEVD	OTHER CEREBROVASCULAR CONDITIONS	DX10	I69.933	MONOPLÉGIA OF UPPER LIMB FOLLOWING UNSPECIFIED CEREBROVASCULAR DISEASE AFFECTING RIGHT NON-DOMINANT SIDE	I69933
DX_OTHER_CEVD	OTHER CEREBROVASCULAR CONDITIONS	DX10	I69.934	MONOPLÉGIA OF UPPER LIMB FOLLOWING UNSPECIFIED CEREBROVASCULAR DISEASE AFFECTING LEFT NON-DOMINANT SIDE	I69934
DX_OTHER_CEVD	OTHER CEREBROVASCULAR CONDITIONS	DX10	I69.939	MONOPLÉGIA OF UPPER LIMB FOLLOWING UNSPECIFIED CEREBROVASCULAR DISEASE AFFECTING UNSPECIFIED SIDE	I69939
DX_OTHER_CEVD	OTHER CEREBROVASCULAR CONDITIONS	DX10	I69.94	MONOPLÉGIA OF LOWER LIMB FOLLOWING UNSPECIFIED CEREBROVASCULAR DISEASE	I6994
DX_OTHER_CEVD	OTHER CEREBROVASCULAR CONDITIONS	DX10	I69.941	MONOPLÉGIA OF LOWER LIMB FOLLOWING UNSPECIFIED CEREBROVASCULAR DISEASE AFFECTING RIGHT DOMINANT SIDE	I69941
DX_OTHER_CEVD	OTHER CEREBROVASCULAR CONDITIONS	DX10	I69.942	MONOPLÉGIA OF LOWER LIMB FOLLOWING UNSPECIFIED CEREBROVASCULAR DISEASE AFFECTING LEFT DOMINANT SIDE	I69942
DX_OTHER_CEVD	OTHER CEREBROVASCULAR CONDITIONS	DX10	I69.943	MONOPLÉGIA OF LOWER LIMB FOLLOWING UNSPECIFIED CEREBROVASCULAR DISEASE AFFECTING RIGHT NON-DOMINANT SIDE	I69943
DX_OTHER_CEVD	OTHER CEREBROVASCULAR CONDITIONS	DX10	I69.944	MONOPLÉGIA OF LOWER LIMB FOLLOWING UNSPECIFIED CEREBROVASCULAR DISEASE AFFECTING LEFT NON-DOMINANT SIDE	I69944
DX_OTHER_CEVD	OTHER CEREBROVASCULAR CONDITIONS	DX10	I69.949	MONOPLÉGIA OF LOWER LIMB FOLLOWING UNSPECIFIED CEREBROVASCULAR DISEASE AFFECTING UNSPECIFIED SIDE	I69949
DX_OTHER_CEVD	OTHER CEREBROVASCULAR CONDITIONS	DX10	I69.95	HEMIPLEGIA AND HEMIPARESIS FOLLOWING UNSPECIFIED CEREBROVASCULAR DISEASE	I6995
DX_OTHER_CEVD	OTHER CEREBROVASCULAR CONDITIONS	DX10	I69.951	HEMIPLEGIA AND HEMIPARESIS FOLLOWING UNSPECIFIED CEREBROVASCULAR DISEASE AFFECTING RIGHT DOMINANT SIDE	I69951
DX_OTHER_CEVD	OTHER CEREBROVASCULAR CONDITIONS	DX10	I69.952	HEMIPLEGIA AND HEMIPARESIS FOLLOWING UNSPECIFIED CEREBROVASCULAR DISEASE AFFECTING LEFT DOMINANT SIDE	I69952
DX_OTHER_CEVD	OTHER CEREBROVASCULAR CONDITIONS	DX10	I69.953	HEMIPLEGIA AND HEMIPARESIS FOLLOWING UNSPECIFIED CEREBROVASCULAR DISEASE AFFECTING RIGHT NON-DOMINANT SIDE	I69953
DX_OTHER_CEVD	OTHER CEREBROVASCULAR CONDITIONS	DX10	I69.954	HEMIPLEGIA AND HEMIPARESIS FOLLOWING UNSPECIFIED CEREBROVASCULAR DISEASE AFFECTING LEFT NON-DOMINANT SIDE	I69954
DX_OTHER_CEVD	OTHER CEREBROVASCULAR CONDITIONS	DX10	I69.959	HEMIPLEGIA AND HEMIPARESIS FOLLOWING UNSPECIFIED CEREBROVASCULAR DISEASE AFFECTING UNSPECIFIED SIDE	I69959
DX_OTHER_CEVD	OTHER CEREBROVASCULAR CONDITIONS	DX10	I69.96	OTHER PARALYTIC SYNDROME FOLLOWING UNSPECIFIED CEREBROVASCULAR DISEASE	I6996
DX_OTHER_CEVD	OTHER CEREBROVASCULAR CONDITIONS	DX10	I69.961	OTHER PARALYTIC SYNDROME FOLLOWING UNSPECIFIED CEREBROVASCULAR DISEASE AFFECTING RIGHT DOMINANT SIDE	I69961
DX_OTHER_CEVD	OTHER CEREBROVASCULAR CONDITIONS	DX10	I69.962	OTHER PARALYTIC SYNDROME FOLLOWING UNSPECIFIED CEREBROVASCULAR DISEASE AFFECTING LEFT DOMINANT SIDE	I69962
DX_OTHER_CEVD	OTHER CEREBROVASCULAR CONDITIONS	DX10	I69.963	OTHER PARALYTIC SYNDROME FOLLOWING UNSPECIFIED CEREBROVASCULAR DISEASE AFFECTING RIGHT NON-DOMINANT SIDE	I69963
DX_OTHER_CEVD	OTHER CEREBROVASCULAR CONDITIONS	DX10	I69.964	OTHER PARALYTIC SYNDROME FOLLOWING UNSPECIFIED CEREBROVASCULAR DISEASE AFFECTING LEFT NON-DOMINANT SIDE	I69964
DX_OTHER_CEVD	OTHER CEREBROVASCULAR CONDITIONS	DX10	I69.965	OTHER PARALYTIC SYNDROME FOLLOWING UNSPECIFIED CEREBROVASCULAR DISEASE, BILATERAL	I69965
DX_OTHER_CEVD	OTHER CEREBROVASCULAR CONDITIONS	DX10	I69.969	OTHER PARALYTIC SYNDROME FOLLOWING UNSPECIFIED CEREBROVASCULAR DISEASE AFFECTING UNSPECIFIED SIDE	I69969
DX_OTHER_CEVD	OTHER CEREBROVASCULAR CONDITIONS	DX10	I69.99	OTHER SEQUELAE OF UNSPECIFIED CEREBROVASCULAR DISEASE	I6999
DX_OTHER_CEVD	OTHER CEREBROVASCULAR CONDITIONS	DX10	I69.990	APRAXIA FOLLOWING UNSPECIFIED CEREBROVASCULAR DISEASE	I69990
DX_OTHER_CEVD	OTHER CEREBROVASCULAR CONDITIONS	DX10	I69.991	DYSPHAGIA FOLLOWING UNSPECIFIED CEREBROVASCULAR DISEASE	I69991
DX_OTHER_CEVD	OTHER CEREBROVASCULAR CONDITIONS	DX10	I69.992	FACIAL WEAKNESS FOLLOWING UNSPECIFIED CEREBROVASCULAR DISEASE	I69992
DX_OTHER_CEVD	OTHER CEREBROVASCULAR CONDITIONS	DX10	I69.993	ATAXIA FOLLOWING UNSPECIFIED CEREBROVASCULAR DISEASE	I69993
DX_OTHER_CEVD	OTHER CEREBROVASCULAR CONDITIONS	DX10	I69.998	OTHER SEQUELAE FOLLOWING UNSPECIFIED CEREBROVASCULAR DISEASE	I69998
DX_OTHER_RHYTHM	OTHER CARDIAC DYSRHYTHMIA	DX09	427.0	PAROXYSMAL SUPRAVENTRICULAR TACHYCARDIA	4270
DX_OTHER_RHYTHM	OTHER CARDIAC DYSRHYTHMIA	DX09	427.1	PAROXYSMAL VENTRICULAR TACHYCARDIA	4271
DX_OTHER_RHYTHM	OTHER CARDIAC DYSRHYTHMIA	DX09	427.2	PAROXYSMAL TACHYCARDIA, UNSPECIFIED	4272
DX_OTHER_RHYTHM	OTHER CARDIAC DYSRHYTHMIA	DX09	427.4	VENTRICULAR FIBRILLATION AND FLUTTER	4274
DX_OTHER_RHYTHM	OTHER CARDIAC DYSRHYTHMIA	DX09	427.41	VENTRICULAR FIBRILLATION	42741
DX_OTHER_RHYTHM	OTHER CARDIAC DYSRHYTHMIA	DX09	427.42	VENTRICULAR FLUTTER	42742
DX_OTHER_RHYTHM	OTHER CARDIAC DYSRHYTHMIA	DX09	427.6	PREMATURE BEATS	4276
DX_OTHER_RHYTHM	OTHER CARDIAC DYSRHYTHMIA	DX09	427.60	PREMATURE BEATS, UNSPECIFIED	42760
DX_OTHER_RHYTHM	OTHER CARDIAC DYSRHYTHMIA	DX09	427.61	SUPRAVENTRICULAR PREMATURE BEATS	42761
DX_OTHER_RHYTHM	OTHER CARDIAC DYSRHYTHMIA	DX09	427.69	OTHER PREMATURE BEATS	42769
DX_OTHER_RHYTHM	OTHER CARDIAC DYSRHYTHMIA	DX09	427.8	OTHER SPECIFIED CARDIAC DYSRHYTHMIAS	4278
DX_OTHER_RHYTHM	OTHER CARDIAC DYSRHYTHMIA	DX09	427.81	SINOATRIAL NODE DYSFUNCTION	42781
DX_OTHER_RHYTHM	OTHER CARDIAC DYSRHYTHMIA	DX09	427.89	OTHER SPECIFIED CARDIAC DYSRHYTHMIAS	42789
DX_OTHER_RHYTHM	OTHER CARDIAC DYSRHYTHMIA	DX09	427.9	CARDIAC DYSRHYTHMIA, UNSPECIFIED	4279
DX_OTHER_RHYTHM	OTHER CARDIAC DYSRHYTHMIA	DX09	785.0	TACHYCARDIA, UNSPECIFIED	7850
DX_OTHER_RHYTHM	OTHER CARDIAC DYSRHYTHMIA	DX10	I46	CARDIAC ARREST	I46
DX_OTHER_RHYTHM	OTHER CARDIAC DYSRHYTHMIA	DX10	I46.2	CARDIAC ARREST DUE TO UNDERLYING CARDIAC CONDITION	I462
DX_OTHER_RHYTHM	OTHER CARDIAC DYSRHYTHMIA	DX10	I46.8	CARDIAC ARREST DUE TO OTHER UNDERLYING CONDITION	I468
DX_OTHER_RHYTHM	OTHER CARDIAC DYSRHYTHMIA	DX10	I46.9	CARDIAC ARREST, CAUSE UNSPECIFIED	I469
DX_OTHER_RHYTHM	OTHER CARDIAC DYSRHYTHMIA	DX10	I47	PAROXYSMAL TACHYCARDIA	I47
DX_OTHER_RHYTHM	OTHER CARDIAC DYSRHYTHMIA	DX10	I47.0	RE-ENTRY VENTRICULAR ARRHYTHMIA	I470
DX_OTHER_RHYTHM	OTHER CARDIAC DYSRHYTHMIA	DX10	I47.1	SUPRAVENTRICULAR TACHYCARDIA	I471
DX_OTHER_RHYTHM	OTHER CARDIAC DYSRHYTHMIA	DX10	I47.2	VENTRICULAR TACHYCARDIA	I472
DX_OTHER_RHYTHM	OTHER CARDIAC DYSRHYTHMIA	DX10	I47.9	PAROXYSMAL TACHYCARDIA, UNSPECIFIED	I479
DX_OTHER_RHYTHM	OTHER CARDIAC DYSRHYTHMIA	DX10	I48	OTHER CARDIAC ARRHYTHMIAS	I48
DX_OTHER_RHYTHM	OTHER CARDIAC DYSRHYTHMIA	DX10	I48.0	VENTRICULAR FIBRILLATION AND FLUTTER	I480
DX_OTHER_RHYTHM	OTHER CARDIAC DYSRHYTHMIA	DX10	I48.01	VENTRICULAR FIBRILLATION	I4801
DX_OTHER_RHYTHM	OTHER CARDIAC DYSRHYTHMIA	DX10	I48.02	VENTRICULAR FLUTTER	I4802

Boehringer Ingelheim
Statistical and Epidemiological Analysis Plan (SEAP) for Non-Interventional Study
(NIS)
BI Study Number 1245-0228

c39712001-02

Proprietary confidential information © 2023 Boehringer Ingelheim International GmbH or one or more of its affiliated companies

DX_OTHER_RHYTHM	OTHER CARDIAC DYSRHYTHMIA	DX10	49.1	ATRIAL PREMATURE DEPOLARIZATION	491
DX_OTHER_RHYTHM	OTHER CARDIAC DYSRHYTHMIA	DX10	49.2	JUNCTIONAL PREMATURE DEPOLARIZATION	492
DX_OTHER_RHYTHM	OTHER CARDIAC DYSRHYTHMIA	DX10	49.3	VENTRICULAR PREMATURE DEPOLARIZATION	493
DX_OTHER_RHYTHM	OTHER CARDIAC DYSRHYTHMIA	DX10	49.4	OTHER AND UNSPECIFIED PREMATURE DEPOLARIZATION	494
DX_OTHER_RHYTHM	OTHER CARDIAC DYSRHYTHMIA	DX10	49.40	UNSPECIFIED PREMATURE DEPOLARIZATION	4940
DX_OTHER_RHYTHM	OTHER CARDIAC DYSRHYTHMIA	DX10	49.49	OTHER PREMATURE DEPOLARIZATION	4949
DX_OTHER_RHYTHM	OTHER CARDIAC DYSRHYTHMIA	DX10	49.5	SICK SINUS SYNDROME	495
DX_OTHER_RHYTHM	OTHER CARDIAC DYSRHYTHMIA	DX10	49.8	OTHER SPECIFIED CARDIAC ARRHYTHMIAS	498
DX_OTHER_RHYTHM	OTHER CARDIAC DYSRHYTHMIA	DX10	49.9	CARDIAC ARRHYTHMIA, UNSPECIFIED	499
DX_OTHER_RHYTHM	OTHER CARDIAC DYSRHYTHMIA	DX10	00.0	TACHYCARDIA, UNSPECIFIED	R000
DX_OTHER_RHYTHM	OTHER CARDIAC DYSRHYTHMIA	DX10	00.1	BRADYCARDIA, UNSPECIFIED	R001
DX_OTHER_THYROID	DISORDERS OF THYROID GLAND	DX09	240.0	GOITER, SPECIFIED AS SIMPLE	2400
DX_OTHER_THYROID	DISORDERS OF THYROID GLAND	DX09	240.9	GOITER, UNSPECIFIED	2409
DX_OTHER_THYROID	DISORDERS OF THYROID GLAND	DX09	241.0	NONTOXIC UNINODULAR GOITER	2410
DX_OTHER_THYROID	DISORDERS OF THYROID GLAND	DX09	241.1	NONTOXIC MULTINODULAR GOITER	2411
DX_OTHER_THYROID	DISORDERS OF THYROID GLAND	DX09	241.9	UNSPECIFIED NONTXIC NODULAR GOITER	2419
DX_OTHER_THYROID	DISORDERS OF THYROID GLAND	DX09	242.00	TOXIC DIFFUSE GOITER WITHOUT MENTION OF THYROTOXIC CRISIS OR STORM	24200
DX_OTHER_THYROID	DISORDERS OF THYROID GLAND	DX09	242.01	TOXIC DIFFUSE GOITER WITH MENTION OF THYROTOXIC CRISIS OR STORM	24201
DX_OTHER_THYROID	DISORDERS OF THYROID GLAND	DX09	242.10	TOXIC UNINODULAR GOITER WITHOUT MENTION OF THYROTOXIC CRISIS OR STORM	24210
DX_OTHER_THYROID	DISORDERS OF THYROID GLAND	DX09	242.11	TOXIC UNINODULAR GOITER WITH MENTION OF THYROTOXIC CRISIS OR STORM	24211
DX_OTHER_THYROID	DISORDERS OF THYROID GLAND	DX09	242.20	TOXIC MULTINODULAR GOITER WITHOUT MENTION OF THYROTOXIC CRISIS OR STORM	24220
DX_OTHER_THYROID	DISORDERS OF THYROID GLAND	DX09	242.21	TOXIC MULTINODULAR GOITER WITH MENTION OF THYROTOXIC CRISIS OR STORM	24221
DX_OTHER_THYROID	DISORDERS OF THYROID GLAND	DX09	242.30	TOXIC NODULAR GOITER, UNSPECIFIED TYPE, WITHOUT MENTION OF THYROTOXIC CRISIS OR STORM	24230
DX_OTHER_THYROID	DISORDERS OF THYROID GLAND	DX09	242.31	TOXIC NODULAR GOITER, UNSPECIFIED TYPE, WITH MENTION OF THYROTOXIC CRISIS OR STORM	24231
DX_OTHER_THYROID	DISORDERS OF THYROID GLAND	DX09	242.40	THYROTOXICOSIS FROM ECTOPIC THYROID NODULE WITHOUT MENTION OF THYROTOXIC CRISIS OR STORM	24240
DX_OTHER_THYROID	DISORDERS OF THYROID GLAND	DX09	242.41	THYROTOXICOSIS FROM ECTOPIC THYROID NODULE WITH MENTION OF THYROTOXIC CRISIS OR STORM	24241
DX_OTHER_THYROID	DISORDERS OF THYROID GLAND	DX09	242.80	THYROTOXICOSIS OF OTHER SPECIFIED ORIGIN WITHOUT MENTION OF THYROTOXIC CRISIS OR STORM	24280
DX_OTHER_THYROID	DISORDERS OF THYROID GLAND	DX09	242.81	THYROTOXICOSIS OF OTHER SPECIFIED ORIGIN WITH MENTION OF THYROTOXIC CRISIS OR STORM	24281
DX_OTHER_THYROID	DISORDERS OF THYROID GLAND	DX09	242.90	THYROTOXICOSIS WITHOUT MENTION OF GOITER OR OTHER CAUSE, AND WITHOUT MENTION OF THYROTOXIC CRISIS OR STORM	24290
DX_OTHER_THYROID	DISORDERS OF THYROID GLAND	DX09	242.91	THYROTOXICOSIS WITHOUT MENTION OF GOITER OR OTHER CAUSE, WITH MENTION OF THYROTOXIC CRISIS OR STORM	24291
DX_OTHER_THYROID	DISORDERS OF THYROID GLAND	DX09	243	CONGENITAL HYPOTHYROIDISM	243
DX_OTHER_THYROID	DISORDERS OF THYROID GLAND	DX09	244.0	POSTSURGICAL HYPOTHYROIDISM	2440
DX_OTHER_THYROID	DISORDERS OF THYROID GLAND	DX09	244.1	OTHER POSTABLATIVE HYPOTHYROIDISM	2441
DX_OTHER_THYROID	DISORDERS OF THYROID GLAND	DX09	244.2	IODINE HYPOTHYROIDISM	2442
DX_OTHER_THYROID	DISORDERS OF THYROID GLAND	DX09	244.3	OTHER IATROGENIC HYPOTHYROIDISM	2443
DX_OTHER_THYROID	DISORDERS OF THYROID GLAND	DX09	244.8	OTHER SPECIFIED ACQUIRED HYPOTHYROIDISM	2448
DX_OTHER_THYROID	DISORDERS OF THYROID GLAND	DX09	244.9	UNSPECIFIED ACQUIRED HYPOTHYROIDISM	2449
DX_OTHER_THYROID	DISORDERS OF THYROID GLAND	DX09	245.0	ACUTE THYROIDITIS	2450
DX_OTHER_THYROID	DISORDERS OF THYROID GLAND	DX09	245.1	SUBACUTE THYROIDITIS	2451
DX_OTHER_THYROID	DISORDERS OF THYROID GLAND	DX09	245.2	CHRONIC LYMPHOCYTIC THYROIDITIS	2452
DX_OTHER_THYROID	DISORDERS OF THYROID GLAND	DX09	245.3	CHRONIC FIBROUS THYROIDITIS	2453
DX_OTHER_THYROID	DISORDERS OF THYROID GLAND	DX09	245.4	IATROGENIC THYROIDITIS	2454
DX_OTHER_THYROID	DISORDERS OF THYROID GLAND	DX09	245.8	OTHER AND UNSPECIFIED CHRONIC THYROIDITIS	2458
DX_OTHER_THYROID	DISORDERS OF THYROID GLAND	DX09	245.9	THYROIDITIS, UNSPECIFIED	2459
DX_OTHER_THYROID	DISORDERS OF THYROID GLAND	DX09	246.0	DISORDERS OF THYROCALCITONIN SECRETION	2460
DX_OTHER_THYROID	DISORDERS OF THYROID GLAND	DX09	246.1	DYSHORMONOGENIC GOITER	2461
DX_OTHER_THYROID	DISORDERS OF THYROID GLAND	DX09	246.2	CYST OF THYROID	2462
DX_OTHER_THYROID	DISORDERS OF THYROID GLAND	DX09	246.3	HEMORRHAGE AND INFARCTION OF THYROID	2463
DX_OTHER_THYROID	DISORDERS OF THYROID GLAND	DX09	246.8	OTHER SPECIFIED DISORDERS OF THYROID	2468
DX_OTHER_THYROID	DISORDERS OF THYROID GLAND	DX09	246.9	UNSPECIFIED DISORDER OF THYROID	2469
DX_OTHER_THYROID	DISORDERS OF THYROID GLAND	DX09	794.5	UNSPECIFIED ABNORMAL RESULTS OF FUNCTION STUDY OF THYROID	7945
DX_OTHER_THYROID	DISORDERS OF THYROID GLAND	DX10	B67.31	ECHINOCOCCUS GRANULOSUS INFECTION, THYROID GLAND	B6731
DX_OTHER_THYROID	DISORDERS OF THYROID GLAND	DX10	E00.0	CONGENITAL IODINE-DEFICIENCY SYNDROME, NEUROLOGICAL TYPE	E000
DX_OTHER_THYROID	DISORDERS OF THYROID GLAND	DX10	E00.1	CONGENITAL IODINE-DEFICIENCY SYNDROME, MYXEDEMATOUS TYPE	E001
DX_OTHER_THYROID	DISORDERS OF THYROID GLAND	DX10	E00.2	CONGENITAL IODINE-DEFICIENCY SYNDROME, MIXED TYPE	E002
DX_OTHER_THYROID	DISORDERS OF THYROID GLAND	DX10	E00.9	CONGENITAL IODINE-DEFICIENCY SYNDROME, UNSPECIFIED	E009
DX_OTHER_THYROID	DISORDERS OF THYROID GLAND	DX10	E01.0	IODINE-DEFICIENCY RELATED DIFFUSE (ENDEMIC) GOITER	E010
DX_OTHER_THYROID	DISORDERS OF THYROID GLAND	DX10	E01.1	IODINE-DEFICIENCY RELATED MULTINODULAR (ENDEMIC) GOITER	E011
DX_OTHER_THYROID	DISORDERS OF THYROID GLAND	DX10	E01.2	IODINE-DEFICIENCY RELATED (ENDEMIC) GOITER, UNSPECIFIED	E012
DX_OTHER_THYROID	DISORDERS OF THYROID GLAND	DX10	E01.8	OTHER IODINE-DEFICIENCY RELATED THYROID DISORDERS AND ALLIED CONDITIONS	E018
DX_OTHER_THYROID	DISORDERS OF THYROID GLAND	DX10	E02	SUBCLINICAL IODINE-DEFICIENCY HYPOTHYROIDISM	E02
DX_OTHER_THYROID	DISORDERS OF THYROID GLAND	DX10	E03.0	CONGENITAL HYPOTHYROIDISM WITH DIFFUSE GOITER	E030
DX_OTHER_THYROID	DISORDERS OF THYROID GLAND	DX10	E03.1	CONGENITAL HYPOTHYROIDISM WITHOUT GOITER	E031
DX_OTHER_THYROID	DISORDERS OF THYROID GLAND	DX10	E03.3	POSTINFECTIOUS HYPOTHYROIDISM	E033
DX_OTHER_THYROID	DISORDERS OF THYROID GLAND	DX10	E03.4	ATROPHY OF THYROID (ACQUIRED)	E034
DX_OTHER_THYROID	DISORDERS OF THYROID GLAND	DX10	E03.5	MYXEDEMA COMA	E035
DX_OTHER_THYROID	DISORDERS OF THYROID GLAND	DX10	E03.8	OTHER SPECIFIED HYPOTHYROIDISM	E038
DX_OTHER_THYROID	DISORDERS OF THYROID GLAND	DX10	E03.9	HYPOTHYROIDISM, UNSPECIFIED	E039
DX_OTHER_THYROID	DISORDERS OF THYROID GLAND	DX10	E07.0	HYPERSECRETION OF CALCITONIN	E070
DX_OTHER_THYROID	DISORDERS OF THYROID GLAND	DX10	E07.1	DYSHORMONOGENIC GOITER	E071
DX_OTHER_THYROID	DISORDERS OF THYROID GLAND	DX10	E07.81	SICK-EUTHYROID SYNDROME	E0781
DX_OTHER_THYROID	DISORDERS OF THYROID GLAND	DX10	E07.89	OTHER SPECIFIED DISORDERS OF THYROID	E0789
DX_OTHER_THYROID	DISORDERS OF THYROID GLAND	DX10	E07.9	DISORDER OF THYROID, UNSPECIFIED	E079
DX_PAD	PAD	DX09	093.0	ANEURYSM OF AORTA, SPECIFIED AS SYPHILITIC	930
DX_PAD	PAD	DX09	437.0	CEREBRAL ATHEROSCLEROSIS	4370
DX_PAD	PAD	DX09	437.3	CEREBRAL ANEURYSM, NONRUPTURED	4373
DX_PAD	PAD	DX09	440.0	ATHEROSCLEROSIS OF AORTA	4400
DX_PAD	PAD	DX09	440.1	ATHEROSCLEROSIS OF RENAL ARTERY	4401
DX_PAD	PAD	DX09	440.2	ATHEROSCLEROSIS OF NATIVE ARTERIES OF THE EXTREMITIES	4402
DX_PAD	PAD	DX09	440.20	ATHEROSCLEROSIS OF NATIVE ARTERIES OF THE EXTREMITIES, UNSPECIFIED	44020
DX_PAD	PAD	DX09	440.21	ATHEROSCLEROSIS OF NATIVE ARTERIES OF THE EXTREMITIES WITH INTERMITTENT CLAUDICATION	44021
DX_PAD	PAD	DX09	440.22	ATHEROSCLEROSIS OF NATIVE ARTERIES OF THE EXTREMITIES WITH REST PAIN	44022
DX_PAD	PAD	DX09	440.23	ATHEROSCLEROSIS OF NATIVE ARTERIES OF THE EXTREMITIES WITH ULCERATION	44023
DX_PAD	PAD	DX09	440.24	ATHEROSCLEROSIS OF NATIVE ARTERIES OF THE EXTREMITIES WITH GANGRENE	44024
DX_PAD	PAD	DX09	440.29	OTHER ATHEROSCLEROSIS OF NATIVE ARTERIES OF THE EXTREMITIES	44029
DX_PAD	PAD	DX09	440.3	OF BYPASS GRAFT OF THE EXTREMITIES	4403
DX_PAD	PAD	DX09	440.30	ATHEROSCLEROSIS OF UNSPECIFIED BYPASS GRAFT OF THE EXTREMITIES	44030
DX_PAD	PAD	DX09	440.31	ATHEROSCLEROSIS OF AUTOLOGOUS VEIN BYPASS GRAFT OF THE EXTREMITIES	44031
DX_PAD	PAD	DX09	440.32	ATHEROSCLEROSIS OF NONAUTOLOGOUS BIOLOGICAL BYPASS GRAFT OF THE EXTREMITIES	44032
DX_PAD	PAD	DX09	440.4	CHRONIC TOTAL OCCLUSION OF ARTERY OF THE EXTREMITIES	4404
DX_PAD	PAD	DX09	441	AORTIC ANEURYSM AND DISSECTION	441

Boehringer Ingelheim
Statistical and Epidemiological Analysis Plan (SEAP) for Non-Interventional Study
(NIS)
BI Study Number 1245-0228

Proprietary confidential information © 2023 Boehringer Ingelheim International GmbH or one or more of its affiliated companies

DX_PAD	PAD	DX10	I70.291	OTHER ATHEROSCLEROSIS OF NATIVE ARTERIES OF EXTREMITIES, RIGHT LEG	I70291
DX_PAD	PAD	DX10	I70.292	OTHER ATHEROSCLEROSIS OF NATIVE ARTERIES OF EXTREMITIES, LEFT LEG	I70292
DX_PAD	PAD	DX10	I70.293	OTHER ATHEROSCLEROSIS OF NATIVE ARTERIES OF EXTREMITIES, BILATERAL LEGS	I70293
DX_PAD	PAD	DX10	I70.298	OTHER ATHEROSCLEROSIS OF NATIVE ARTERIES OF EXTREMITIES, OTHER EXTREMITY	I70298
DX_PAD	PAD	DX10	I70.299	OTHER ATHEROSCLEROSIS OF NATIVE ARTERIES OF EXTREMITIES, UNSPECIFIED EXTREMITY	I70299
DX_PAD	PAD	DX10	I70.3	ATHEROSCLEROSIS OF UNSPECIFIED TYPE OF BYPASS GRAFT(S) OF THE EXTREMITIES	I703
DX_PAD	PAD	DX10	I70.30	UNSPECIFIED ATHEROSCLEROSIS OF UNSPECIFIED TYPE OF BYPASS GRAFT(S) OF THE EXTREMITIES	I7030
DX_PAD	PAD	DX10	I70.301	UNSPECIFIED ATHEROSCLEROSIS OF UNSPECIFIED TYPE OF BYPASS GRAFT(S) OF THE EXTREMITIES, RIGHT LEG	I70301
DX_PAD	PAD	DX10	I70.302	UNSPECIFIED ATHEROSCLEROSIS OF UNSPECIFIED TYPE OF BYPASS GRAFT(S) OF THE EXTREMITIES, LEFT LEG	I70302
DX_PAD	PAD	DX10	I70.303	UNSPECIFIED ATHEROSCLEROSIS OF UNSPECIFIED TYPE OF BYPASS GRAFT(S) OF THE EXTREMITIES, BILATERAL LEGS	I70303
DX_PAD	PAD	DX10	I70.308	UNSPECIFIED ATHEROSCLEROSIS OF UNSPECIFIED TYPE OF BYPASS GRAFT(S) OF THE EXTREMITIES, OTHER EXTREMITY	I70308
DX_PAD	PAD	DX10	I70.309	UNSPECIFIED ATHEROSCLEROSIS OF UNSPECIFIED TYPE OF BYPASS GRAFT(S) OF THE EXTREMITIES, UNSPECIFIED EXTREMITY	I70309
DX_PAD	PAD	DX10	I70.31	ATHEROSCLEROSIS OF UNSPECIFIED TYPE OF BYPASS GRAFT(S) OF THE EXTREMITIES WITH INTERMITTENT CLAUDICATION	I7031
DX_PAD	PAD	DX10	I70.311	ATHEROSCLEROSIS OF UNSPECIFIED TYPE OF BYPASS GRAFT(S) OF THE EXTREMITIES WITH INTERMITTENT CLAUDICATION, RIGHT LEG	I70311
DX_PAD	PAD	DX10	I70.312	ATHEROSCLEROSIS OF UNSPECIFIED TYPE OF BYPASS GRAFT(S) OF THE EXTREMITIES WITH INTERMITTENT CLAUDICATION, LEFT LEG	I70312
DX_PAD	PAD	DX10	I70.313	ATHEROSCLEROSIS OF UNSPECIFIED TYPE OF BYPASS GRAFT(S) OF THE EXTREMITIES WITH INTERMITTENT CLAUDICATION, BILATERAL LEGS	I70313
DX_PAD	PAD	DX10	I70.318	ATHEROSCLEROSIS OF UNSPECIFIED TYPE OF BYPASS GRAFT(S) OF THE EXTREMITIES WITH INTERMITTENT CLAUDICATION, OTHER EXTREMITY	I70318
DX_PAD	PAD	DX10	I70.319	ATHEROSCLEROSIS OF UNSPECIFIED TYPE OF BYPASS GRAFT(S) OF THE EXTREMITIES WITH INTERMITTENT CLAUDICATION, UNSPECIFIED EXTREMITY	I70319
DX_PAD	PAD	DX10	I70.32	ATHEROSCLEROSIS OF UNSPECIFIED TYPE OF BYPASS GRAFT(S) OF THE EXTREMITIES WITH REST PAIN	I7032
DX_PAD	PAD	DX10	I70.321	ATHEROSCLEROSIS OF UNSPECIFIED TYPE OF BYPASS GRAFT(S) OF THE EXTREMITIES WITH REST PAIN, RIGHT LEG	I70321
DX_PAD	PAD	DX10	I70.322	ATHEROSCLEROSIS OF UNSPECIFIED TYPE OF BYPASS GRAFT(S) OF THE EXTREMITIES WITH REST PAIN, LEFT LEG	I70322
DX_PAD	PAD	DX10	I70.323	ATHEROSCLEROSIS OF UNSPECIFIED TYPE OF BYPASS GRAFT(S) OF THE EXTREMITIES WITH REST PAIN, BILATERAL LEGS	I70323
DX_PAD	PAD	DX10	I70.328	ATHEROSCLEROSIS OF UNSPECIFIED TYPE OF BYPASS GRAFT(S) OF THE EXTREMITIES WITH REST PAIN, OTHER EXTREMITY	I70328
DX_PAD	PAD	DX10	I70.329	ATHEROSCLEROSIS OF UNSPECIFIED TYPE OF BYPASS GRAFT(S) OF THE EXTREMITIES WITH REST PAIN, UNSPECIFIED EXTREMITY	I70329
DX_PAD	PAD	DX10	I70.33	ATHEROSCLEROSIS OF UNSPECIFIED TYPE OF BYPASS GRAFT(S) OF THE RIGHT LEG WITH ULCERATION	I7033
DX_PAD	PAD	DX10	I70.331	ATHEROSCLEROSIS OF UNSPECIFIED TYPE OF BYPASS GRAFT(S) OF THE RIGHT LEG WITH ULCERATION OF THIGH	I70331
DX_PAD	PAD	DX10	I70.332	ATHEROSCLEROSIS OF UNSPECIFIED TYPE OF BYPASS GRAFT(S) OF THE RIGHT LEG WITH ULCERATION OF CALF	I70332
DX_PAD	PAD	DX10	I70.333	ATHEROSCLEROSIS OF UNSPECIFIED TYPE OF BYPASS GRAFT(S) OF THE RIGHT LEG WITH ULCERATION OF ANKLE	I70333
DX_PAD	PAD	DX10	I70.334	ATHEROSCLEROSIS OF UNSPECIFIED TYPE OF BYPASS GRAFT(S) OF THE RIGHT LEG WITH ULCERATION OF HEEL AND MIDFOOT	I70334
DX_PAD	PAD	DX10	I70.335	ATHEROSCLEROSIS OF UNSPECIFIED TYPE OF BYPASS GRAFT(S) OF THE RIGHT LEG WITH ULCERATION OF OTHER PART OF FOOT	I70335
DX_PAD	PAD	DX10	I70.338	ATHEROSCLEROSIS OF UNSPECIFIED TYPE OF BYPASS GRAFT(S) OF THE RIGHT LEG WITH ULCERATION OF OTHER PART OF LOWER LEG	I70338
DX_PAD	PAD	DX10	I70.339	ATHEROSCLEROSIS OF UNSPECIFIED TYPE OF BYPASS GRAFT(S) OF THE RIGHT LEG WITH ULCERATION OF UNSPECIFIED SITE	I70339
DX_PAD	PAD	DX10	I70.34	ATHEROSCLEROSIS OF UNSPECIFIED TYPE OF BYPASS GRAFT(S) OF THE LEFT LEG WITH ULCERATION	I7034
DX_PAD	PAD	DX10	I70.341	ATHEROSCLEROSIS OF UNSPECIFIED TYPE OF BYPASS GRAFT(S) OF THE LEFT LEG WITH ULCERATION OF THIGH	I70341
DX_PAD	PAD	DX10	I70.342	ATHEROSCLEROSIS OF UNSPECIFIED TYPE OF BYPASS GRAFT(S) OF THE LEFT LEG WITH ULCERATION OF CALF	I70342
DX_PAD	PAD	DX10	I70.343	ATHEROSCLEROSIS OF UNSPECIFIED TYPE OF BYPASS GRAFT(S) OF THE LEFT LEG WITH ULCERATION OF ANKLE	I70343
DX_PAD	PAD	DX10	I70.344	ATHEROSCLEROSIS OF UNSPECIFIED TYPE OF BYPASS GRAFT(S) OF THE LEFT LEG WITH ULCERATION OF HEEL AND MIDFOOT	I70344
DX_PAD	PAD	DX10	I70.345	ATHEROSCLEROSIS OF UNSPECIFIED TYPE OF BYPASS GRAFT(S) OF THE LEFT LEG WITH ULCERATION OF OTHER PART OF FOOT	I70345
DX_PAD	PAD	DX10	I70.348	ATHEROSCLEROSIS OF UNSPECIFIED TYPE OF BYPASS GRAFT(S) OF THE LEFT LEG WITH ULCERATION OF OTHER PART OF LOWER LEG	I70348
DX_PAD	PAD	DX10	I70.349	ATHEROSCLEROSIS OF UNSPECIFIED TYPE OF BYPASS GRAFT(S) OF THE LEFT LEG WITH ULCERATION OF UNSPECIFIED SITE	I70349
DX_PAD	PAD	DX10	I70.35	ATHEROSCLEROSIS OF UNSPECIFIED TYPE OF BYPASS GRAFT(S) OF OTHER EXTREMITY WITH ULCERATION	I7035
DX_PAD	PAD	DX10	I70.36	ATHEROSCLEROSIS OF UNSPECIFIED TYPE OF BYPASS GRAFT(S) OF THE EXTREMITIES WITH GANGRENE	I7036
DX_PAD	PAD	DX10	I70.361	ATHEROSCLEROSIS OF UNSPECIFIED TYPE OF BYPASS GRAFT(S) OF THE EXTREMITIES WITH GANGRENE, RIGHT LEG	I70361
DX_PAD	PAD	DX10	I70.362	ATHEROSCLEROSIS OF UNSPECIFIED TYPE OF BYPASS GRAFT(S) OF THE EXTREMITIES WITH GANGRENE, LEFT LEG	I70362
DX_PAD	PAD	DX10	I70.363	ATHEROSCLEROSIS OF UNSPECIFIED TYPE OF BYPASS GRAFT(S) OF THE EXTREMITIES WITH GANGRENE, BILATERAL LEGS	I70363
DX_PAD	PAD	DX10	I70.368	ATHEROSCLEROSIS OF UNSPECIFIED TYPE OF BYPASS GRAFT(S) OF THE EXTREMITIES WITH GANGRENE, OTHER EXTREMITY	I70368
DX_PAD	PAD	DX10	I70.369	ATHEROSCLEROSIS OF UNSPECIFIED TYPE OF BYPASS GRAFT(S) OF THE EXTREMITIES WITH GANGRENE, UNSPECIFIED EXTREMITY	I70369
DX_PAD	PAD	DX10	I70.39	OTHER ATHEROSCLEROSIS OF UNSPECIFIED TYPE OF BYPASS GRAFT(S) OF THE EXTREMITIES	I7039
DX_PAD	PAD	DX10	I70.391	OTHER ATHEROSCLEROSIS OF UNSPECIFIED TYPE OF BYPASS GRAFT(S) OF THE EXTREMITIES, RIGHT LEG	I70391
DX_PAD	PAD	DX10	I70.392	OTHER ATHEROSCLEROSIS OF UNSPECIFIED TYPE OF BYPASS GRAFT(S) OF THE EXTREMITIES, LEFT LEG	I70392
DX_PAD	PAD	DX10	I70.393	OTHER ATHEROSCLEROSIS OF UNSPECIFIED TYPE OF BYPASS GRAFT(S) OF THE EXTREMITIES, BILATERAL LEGS	I70393

Boehringer Ingelheim
Statistical and Epidemiological Analysis Plan (SEAP) for Non-Interventional Study
(NIS)
BI Study Number 1245-0228

Proprietary confidential information © 2023 Boehringer Ingelheim International GmbH or one or more of its affiliated companies

DX_PAD	PAD			OTHER ATHEROSCLEROSIS OF UNSPECIFIED TYPE OF BYPASS GRAFT(S) OF THE EXTREMITIES, OTHER EXTREMITY	170398
DX_PAD	PAD	DX10	170.398	OTHER ATHEROSCLEROSIS OF UNSPECIFIED TYPE OF BYPASS GRAFT(S) OF THE EXTREMITIES, OTHER EXTREMITY	170398
DX_PAD	PAD	DX10	170.399	OTHER ATHEROSCLEROSIS OF UNSPECIFIED TYPE OF BYPASS GRAFT(S) OF THE EXTREMITIES, UNSPECIFIED EXTREMITY	170399
DX_PAD	PAD	DX10	170.4	ATHEROSCLEROSIS OF AUTOLOGOUS VEIN BYPASS GRAFT(S) OF THE EXTREMITIES	1704
DX_PAD	PAD	DX10	170.40	UNSPECIFIED ATHEROSCLEROSIS OF AUTOLOGOUS VEIN BYPASS GRAFT(S) OF THE EXTREMITIES	17040
DX_PAD	PAD	DX10	170.401	UNSPECIFIED ATHEROSCLEROSIS OF AUTOLOGOUS VEIN BYPASS GRAFT(S) OF THE EXTREMITIES, RIGHT LEG	170401
DX_PAD	PAD	DX10	170.402	UNSPECIFIED ATHEROSCLEROSIS OF AUTOLOGOUS VEIN BYPASS GRAFT(S) OF THE EXTREMITIES, LEFT LEG	170402
DX_PAD	PAD	DX10	170.403	UNSPECIFIED ATHEROSCLEROSIS OF AUTOLOGOUS VEIN BYPASS GRAFT(S) OF THE EXTREMITIES, BILATERAL LEGS	170403
DX_PAD	PAD	DX10	170.408	UNSPECIFIED ATHEROSCLEROSIS OF AUTOLOGOUS VEIN BYPASS GRAFT(S) OF THE EXTREMITIES, OTHER EXTREMITY	170408
DX_PAD	PAD	DX10	170.409	UNSPECIFIED ATHEROSCLEROSIS OF AUTOLOGOUS VEIN BYPASS GRAFT(S) OF THE EXTREMITIES, UNSPECIFIED EXTREMITY	170409
DX_PAD	PAD	DX10	170.41	ATHEROSCLEROSIS OF AUTOLOGOUS VEIN BYPASS GRAFT(S) OF THE EXTREMITIES WITH INTERMITTENT CLAUDICATION	17041
DX_PAD	PAD	DX10	170.411	ATHEROSCLEROSIS OF AUTOLOGOUS VEIN BYPASS GRAFT(S) OF THE EXTREMITIES WITH INTERMITTENT CLAUDICATION, RIGHT LEG	170411
DX_PAD	PAD	DX10	170.412	ATHEROSCLEROSIS OF AUTOLOGOUS VEIN BYPASS GRAFT(S) OF THE EXTREMITIES WITH INTERMITTENT CLAUDICATION, LEFT LEG	170412
DX_PAD	PAD	DX10	170.413	ATHEROSCLEROSIS OF AUTOLOGOUS VEIN BYPASS GRAFT(S) OF THE EXTREMITIES WITH INTERMITTENT CLAUDICATION, BILATERAL LEGS	170413
DX_PAD	PAD	DX10	170.418	ATHEROSCLEROSIS OF AUTOLOGOUS VEIN BYPASS GRAFT(S) OF THE EXTREMITIES WITH INTERMITTENT CLAUDICATION, OTHER EXTREMITY	170418
DX_PAD	PAD	DX10	170.419	ATHEROSCLEROSIS OF AUTOLOGOUS VEIN BYPASS GRAFT(S) OF THE EXTREMITIES WITH INTERMITTENT CLAUDICATION, UNSPECIFIED EXTREMITY	170419
DX_PAD	PAD	DX10	170.42	ATHEROSCLEROSIS OF AUTOLOGOUS VEIN BYPASS GRAFT(S) OF THE EXTREMITIES WITH REST PAIN	17042
DX_PAD	PAD	DX10	170.421	ATHEROSCLEROSIS OF AUTOLOGOUS VEIN BYPASS GRAFT(S) OF THE EXTREMITIES WITH REST PAIN, RIGHT LEG	170421
DX_PAD	PAD	DX10	170.422	ATHEROSCLEROSIS OF AUTOLOGOUS VEIN BYPASS GRAFT(S) OF THE EXTREMITIES WITH REST PAIN, LEFT LEG	170422
DX_PAD	PAD	DX10	170.423	ATHEROSCLEROSIS OF AUTOLOGOUS VEIN BYPASS GRAFT(S) OF THE EXTREMITIES WITH REST PAIN, BILATERAL LEGS	170423
DX_PAD	PAD	DX10	170.428	ATHEROSCLEROSIS OF AUTOLOGOUS VEIN BYPASS GRAFT(S) OF THE EXTREMITIES WITH REST PAIN, OTHER EXTREMITY	170428
DX_PAD	PAD	DX10	170.429	ATHEROSCLEROSIS OF AUTOLOGOUS VEIN BYPASS GRAFT(S) OF THE EXTREMITIES WITH REST PAIN, UNSPECIFIED EXTREMITY	170429
DX_PAD	PAD	DX10	170.43	ATHEROSCLEROSIS OF AUTOLOGOUS VEIN BYPASS GRAFT(S) OF THE RIGHT LEG WITH ULCERATION	17043
DX_PAD	PAD	DX10	170.431	ATHEROSCLEROSIS OF AUTOLOGOUS VEIN BYPASS GRAFT(S) OF THE RIGHT LEG WITH ULCERATION OF THIGH	170431
DX_PAD	PAD	DX10	170.432	ATHEROSCLEROSIS OF AUTOLOGOUS VEIN BYPASS GRAFT(S) OF THE RIGHT LEG WITH ULCERATION OF CALF	170432
DX_PAD	PAD	DX10	170.433	ATHEROSCLEROSIS OF AUTOLOGOUS VEIN BYPASS GRAFT(S) OF THE RIGHT LEG WITH ULCERATION OF ANKLE	170433
DX_PAD	PAD	DX10	170.434	ATHEROSCLEROSIS OF AUTOLOGOUS VEIN BYPASS GRAFT(S) OF THE RIGHT LEG WITH ULCERATION OF HEEL AND MIDFOOT	170434
DX_PAD	PAD	DX10	170.435	ATHEROSCLEROSIS OF AUTOLOGOUS VEIN BYPASS GRAFT(S) OF THE RIGHT LEG WITH ULCERATION OF OTHER PART OF FOOT	170435
DX_PAD	PAD	DX10	170.438	ATHEROSCLEROSIS OF AUTOLOGOUS VEIN BYPASS GRAFT(S) OF THE RIGHT LEG WITH ULCERATION OF OTHER PART OF LOWER LEG	170438
DX_PAD	PAD	DX10	170.439	ATHEROSCLEROSIS OF AUTOLOGOUS VEIN BYPASS GRAFT(S) OF THE RIGHT LEG WITH ULCERATION OF UNSPECIFIED SITE	170439
DX_PAD	PAD	DX10	170.44	ATHEROSCLEROSIS OF AUTOLOGOUS VEIN BYPASS GRAFT(S) OF THE LEFT LEG WITH ULCERATION	17044
DX_PAD	PAD	DX10	170.441	ATHEROSCLEROSIS OF AUTOLOGOUS VEIN BYPASS GRAFT(S) OF THE LEFT LEG WITH ULCERATION OF THIGH	170441
DX_PAD	PAD	DX10	170.442	ATHEROSCLEROSIS OF AUTOLOGOUS VEIN BYPASS GRAFT(S) OF THE LEFT LEG WITH ULCERATION OF CALF	170442
DX_PAD	PAD	DX10	170.443	ATHEROSCLEROSIS OF AUTOLOGOUS VEIN BYPASS GRAFT(S) OF THE LEFT LEG WITH ULCERATION OF ANKLE	170443
DX_PAD	PAD	DX10	170.444	ATHEROSCLEROSIS OF AUTOLOGOUS VEIN BYPASS GRAFT(S) OF THE LEFT LEG WITH ULCERATION OF HEEL AND MIDFOOT	170444
DX_PAD	PAD	DX10	170.445	ATHEROSCLEROSIS OF AUTOLOGOUS VEIN BYPASS GRAFT(S) OF THE LEFT LEG WITH ULCERATION OF OTHER PART OF FOOT	170445
DX_PAD	PAD	DX10	170.448	ATHEROSCLEROSIS OF AUTOLOGOUS VEIN BYPASS GRAFT(S) OF THE LEFT LEG WITH ULCERATION OF OTHER PART OF LOWER LEG	170448
DX_PAD	PAD	DX10	170.449	ATHEROSCLEROSIS OF AUTOLOGOUS VEIN BYPASS GRAFT(S) OF THE LEFT LEG WITH ULCERATION OF UNSPECIFIED SITE	170449
DX_PAD	PAD	DX10	170.45	ATHEROSCLEROSIS OF AUTOLOGOUS VEIN BYPASS GRAFT(S) OF OTHER EXTREMITY WITH ULCERATION	17045
DX_PAD	PAD	DX10	170.46	ATHEROSCLEROSIS OF AUTOLOGOUS VEIN BYPASS GRAFT(S) OF THE EXTREMITIES WITH GANGRENE	17046
DX_PAD	PAD	DX10	170.461	ATHEROSCLEROSIS OF AUTOLOGOUS VEIN BYPASS GRAFT(S) OF THE EXTREMITIES WITH GANGRENE, RIGHT LEG	170461
DX_PAD	PAD	DX10	170.462	ATHEROSCLEROSIS OF AUTOLOGOUS VEIN BYPASS GRAFT(S) OF THE EXTREMITIES WITH GANGRENE, LEFT LEG	170462
DX_PAD	PAD	DX10	170.463	ATHEROSCLEROSIS OF AUTOLOGOUS VEIN BYPASS GRAFT(S) OF THE EXTREMITIES WITH GANGRENE, BILATERAL LEGS	170463
DX_PAD	PAD	DX10	170.468	ATHEROSCLEROSIS OF AUTOLOGOUS VEIN BYPASS GRAFT(S) OF THE EXTREMITIES WITH GANGRENE, OTHER EXTREMITY	170468
DX_PAD	PAD	DX10	170.469	ATHEROSCLEROSIS OF AUTOLOGOUS VEIN BYPASS GRAFT(S) OF THE EXTREMITIES WITH GANGRENE, UNSPECIFIED EXTREMITY	170469
DX_PAD	PAD	DX10	170.49	OTHER ATHEROSCLEROSIS OF AUTOLOGOUS VEIN BYPASS GRAFT(S) OF THE EXTREMITIES	17049
DX_PAD	PAD	DX10	170.491	OTHER ATHEROSCLEROSIS OF AUTOLOGOUS VEIN BYPASS GRAFT(S) OF THE EXTREMITIES, RIGHT LEG	170491
DX_PAD	PAD	DX10	170.492	OTHER ATHEROSCLEROSIS OF AUTOLOGOUS VEIN BYPASS GRAFT(S) OF THE EXTREMITIES, LEFT LEG	170492
DX_PAD	PAD	DX10	170.493	OTHER ATHEROSCLEROSIS OF AUTOLOGOUS VEIN BYPASS GRAFT(S) OF THE EXTREMITIES, BILATERAL LEGS	170493
DX_PAD	PAD	DX10	170.498	OTHER ATHEROSCLEROSIS OF AUTOLOGOUS VEIN BYPASS GRAFT(S) OF THE EXTREMITIES, OTHER EXTREMITY	170498

Boehringer Ingelheim
Statistical and Epidemiological Analysis Plan (SEAP) for Non-Interventional Study
(NIS)
BI Study Number 1245-0228

Proprietary confidential information © 2023 Boehringer Ingelheim International GmbH or one or more of its affiliated companies

DX_PAD	PAD	DX10	I70.499	OTHER ATHEROSCLEROSIS OF AUTOLOGOUS VEIN BYPASS GRAFT(S) OF THE EXTREMITIES, UNSPECIFIED EXTREMITY	I70499
DX_PAD	PAD	DX10	I70.5	ATHEROSCLEROSIS OF NONAUTOLOGOUS BIOLOGICAL BYPASS GRAFT(S) OF THE EXTREMITIES	I705
DX_PAD	PAD	DX10	I70.50	UNSPECIFIED ATHEROSCLEROSIS OF NONAUTOLOGOUS BIOLOGICAL BYPASS GRAFT(S) OF THE EXTREMITIES	I7050
DX_PAD	PAD	DX10	I70.501	UNSPECIFIED ATHEROSCLEROSIS OF NONAUTOLOGOUS BIOLOGICAL BYPASS GRAFT(S) OF THE EXTREMITIES, RIGHT LEG	I70501
DX_PAD	PAD	DX10	I70.502	UNSPECIFIED ATHEROSCLEROSIS OF NONAUTOLOGOUS BIOLOGICAL BYPASS GRAFT(S) OF THE EXTREMITIES, LEFT LEG	I70502
DX_PAD	PAD	DX10	I70.503	UNSPECIFIED ATHEROSCLEROSIS OF NONAUTOLOGOUS BIOLOGICAL BYPASS GRAFT(S) OF THE EXTREMITIES, BILATERAL LEGS	I70503
DX_PAD	PAD	DX10	I70.508	UNSPECIFIED ATHEROSCLEROSIS OF NONAUTOLOGOUS BIOLOGICAL BYPASS GRAFT(S) OF THE EXTREMITIES, OTHER EXTREMITY	I70508
DX_PAD	PAD	DX10	I70.509	UNSPECIFIED ATHEROSCLEROSIS OF NONAUTOLOGOUS BIOLOGICAL BYPASS GRAFT(S) OF THE EXTREMITIES, UNSPECIFIED EXTREMITY	I70509
DX_PAD	PAD	DX10	I70.51	ATHEROSCLEROSIS OF NONAUTOLOGOUS BIOLOGICAL BYPASS GRAFT(S) OF THE EXTREMITIES INTERMITTENT CLAUDICATION	I7051
DX_PAD	PAD	DX10	I70.511	ATHEROSCLEROSIS OF NONAUTOLOGOUS BIOLOGICAL BYPASS GRAFT(S) OF THE EXTREMITIES WITH INTERMITTENT CLAUDICATION, RIGHT LEG	I70511
DX_PAD	PAD	DX10	I70.512	ATHEROSCLEROSIS OF NONAUTOLOGOUS BIOLOGICAL BYPASS GRAFT(S) OF THE EXTREMITIES WITH INTERMITTENT CLAUDICATION, LEFT LEG	I70512
DX_PAD	PAD	DX10	I70.513	ATHEROSCLEROSIS OF NONAUTOLOGOUS BIOLOGICAL BYPASS GRAFT(S) OF THE EXTREMITIES WITH INTERMITTENT CLAUDICATION, BILATERAL LEGS	I70513
DX_PAD	PAD	DX10	I70.518	ATHEROSCLEROSIS OF NONAUTOLOGOUS BIOLOGICAL BYPASS GRAFT(S) OF THE EXTREMITIES WITH INTERMITTENT CLAUDICATION, OTHER EXTREMITY	I70518
DX_PAD	PAD	DX10	I70.519	ATHEROSCLEROSIS OF NONAUTOLOGOUS BIOLOGICAL BYPASS GRAFT(S) OF THE EXTREMITIES WITH INTERMITTENT CLAUDICATION, UNSPECIFIED EXTREMITY	I70519
DX_PAD	PAD	DX10	I70.52	ATHEROSCLEROSIS OF NONAUTOLOGOUS BIOLOGICAL BYPASS GRAFT(S) OF THE EXTREMITIES WITH REST PAIN	I7052
DX_PAD	PAD	DX10	I70.521	ATHEROSCLEROSIS OF NONAUTOLOGOUS BIOLOGICAL BYPASS GRAFT(S) OF THE EXTREMITIES WITH REST PAIN, RIGHT LEG	I70521
DX_PAD	PAD	DX10	I70.522	ATHEROSCLEROSIS OF NONAUTOLOGOUS BIOLOGICAL BYPASS GRAFT(S) OF THE EXTREMITIES WITH REST PAIN, LEFT LEG	I70522
DX_PAD	PAD	DX10	I70.523	ATHEROSCLEROSIS OF NONAUTOLOGOUS BIOLOGICAL BYPASS GRAFT(S) OF THE EXTREMITIES WITH REST PAIN, BILATERAL LEGS	I70523
DX_PAD	PAD	DX10	I70.528	ATHEROSCLEROSIS OF NONAUTOLOGOUS BIOLOGICAL BYPASS GRAFT(S) OF THE EXTREMITIES WITH REST PAIN, OTHER EXTREMITY	I70528
DX_PAD	PAD	DX10	I70.529	ATHEROSCLEROSIS OF NONAUTOLOGOUS BIOLOGICAL BYPASS GRAFT(S) OF THE RIGHT LEG WITH ULCERATION	I70529
DX_PAD	PAD	DX10	I70.531	ATHEROSCLEROSIS OF NONAUTOLOGOUS BIOLOGICAL BYPASS GRAFT(S) OF THE RIGHT LEG WITH ULCERATION OF THIGH	I70531
DX_PAD	PAD	DX10	I70.532	ATHEROSCLEROSIS OF NONAUTOLOGOUS BIOLOGICAL BYPASS GRAFT(S) OF THE RIGHT LEG WITH ULCERATION OF CALF	I70532
DX_PAD	PAD	DX10	I70.533	ATHEROSCLEROSIS OF NONAUTOLOGOUS BIOLOGICAL BYPASS GRAFT(S) OF THE RIGHT LEG WITH ULCERATION OF ANKLE	I70533
DX_PAD	PAD	DX10	I70.534	ATHEROSCLEROSIS OF NONAUTOLOGOUS BIOLOGICAL BYPASS GRAFT(S) OF THE RIGHT LEG WITH ULCERATION OF HEEL AND MIDFOOT	I70534
DX_PAD	PAD	DX10	I70.535	ATHEROSCLEROSIS OF NONAUTOLOGOUS BIOLOGICAL BYPASS GRAFT(S) OF THE RIGHT LEG WITH ULCERATION OF OTHER PART OF FOOT	I70535
DX_PAD	PAD	DX10	I70.538	ATHEROSCLEROSIS OF NONAUTOLOGOUS BIOLOGICAL BYPASS GRAFT(S) OF THE RIGHT LEG WITH ULCERATION OF OTHER PART OF LOWER LEG	I70538
DX_PAD	PAD	DX10	I70.539	ATHEROSCLEROSIS OF NONAUTOLOGOUS BIOLOGICAL BYPASS GRAFT(S) OF THE RIGHT LEG WITH ULCERATION OF UNSPECIFIED SITE	I70539
DX_PAD	PAD	DX10	I70.54	ATHEROSCLEROSIS OF NONAUTOLOGOUS BIOLOGICAL BYPASS GRAFT(S) OF THE LEFT LEG WITH ULCERATION	I7054
DX_PAD	PAD	DX10	I70.541	ATHEROSCLEROSIS OF NONAUTOLOGOUS BIOLOGICAL BYPASS GRAFT(S) OF THE LEFT LEG WITH ULCERATION OF THIGH	I70541
DX_PAD	PAD	DX10	I70.542	ATHEROSCLEROSIS OF NONAUTOLOGOUS BIOLOGICAL BYPASS GRAFT(S) OF THE LEFT LEG WITH ULCERATION OF CALF	I70542
DX_PAD	PAD	DX10	I70.543	ATHEROSCLEROSIS OF NONAUTOLOGOUS BIOLOGICAL BYPASS GRAFT(S) OF THE LEFT LEG WITH ULCERATION OF ANKLE	I70543
DX_PAD	PAD	DX10	I70.544	ATHEROSCLEROSIS OF NONAUTOLOGOUS BIOLOGICAL BYPASS GRAFT(S) OF THE LEFT LEG WITH ULCERATION OF HEEL AND MIDFOOT	I70544
DX_PAD	PAD	DX10	I70.545	ATHEROSCLEROSIS OF NONAUTOLOGOUS BIOLOGICAL BYPASS GRAFT(S) OF THE LEFT LEG WITH ULCERATION OF OTHER PART OF FOOT	I70545
DX_PAD	PAD	DX10	I70.548	ATHEROSCLEROSIS OF NONAUTOLOGOUS BIOLOGICAL BYPASS GRAFT(S) OF THE LEFT LEG WITH ULCERATION OF OTHER PART OF LOWER LEG	I70548
DX_PAD	PAD	DX10	I70.549	ATHEROSCLEROSIS OF NONAUTOLOGOUS BIOLOGICAL BYPASS GRAFT(S) OF THE LEFT LEG WITH ULCERATION OF UNSPECIFIED SITE	I70549
DX_PAD	PAD	DX10	I70.55	ATHEROSCLEROSIS OF NONAUTOLOGOUS BIOLOGICAL BYPASS GRAFT(S) OF OTHER EXTREMITY WITH ULCERATION	I7055
DX_PAD	PAD	DX10	I70.56	ATHEROSCLEROSIS OF NONAUTOLOGOUS BIOLOGICAL BYPASS GRAFT(S) OF THE EXTREMITIES WITH GANGRENE	I7056
DX_PAD	PAD	DX10	I70.561	ATHEROSCLEROSIS OF NONAUTOLOGOUS BIOLOGICAL BYPASS GRAFT(S) OF THE EXTREMITIES WITH GANGRENE, RIGHT LEG	I70561
DX_PAD	PAD	DX10	I70.562	ATHEROSCLEROSIS OF NONAUTOLOGOUS BIOLOGICAL BYPASS GRAFT(S) OF THE EXTREMITIES WITH GANGRENE, LEFT LEG	I70562
DX_PAD	PAD	DX10	I70.563	ATHEROSCLEROSIS OF NONAUTOLOGOUS BIOLOGICAL BYPASS GRAFT(S) OF THE EXTREMITIES WITH GANGRENE, BILATERAL LEGS	I70563
DX_PAD	PAD	DX10	I70.568	ATHEROSCLEROSIS OF NONAUTOLOGOUS BIOLOGICAL BYPASS GRAFT(S) OF THE EXTREMITIES WITH GANGRENE, OTHER EXTREMITY	I70568
DX_PAD	PAD	DX10	I70.569	ATHEROSCLEROSIS OF NONAUTOLOGOUS BIOLOGICAL BYPASS GRAFT(S) OF THE EXTREMITIES WITH GANGRENE, UNSPECIFIED EXTREMITY	I70569
DX_PAD	PAD	DX10	I70.59	OTHER ATHEROSCLEROSIS OF NONAUTOLOGOUS BIOLOGICAL BYPASS GRAFT(S) OF THE EXTREMITIES	I7059
DX_PAD	PAD	DX10	I70.591	OTHER ATHEROSCLEROSIS OF NONAUTOLOGOUS BIOLOGICAL BYPASS GRAFT(S) OF THE EXTREMITIES, RIGHT LEG	I70591
DX_PAD	PAD	DX10	I70.592	OTHER ATHEROSCLEROSIS OF NONAUTOLOGOUS BIOLOGICAL BYPASS GRAFT(S) OF THE EXTREMITIES, LEFT LEG	I70592
DX_PAD	PAD	DX10	I70.593	OTHER ATHEROSCLEROSIS OF NONAUTOLOGOUS BIOLOGICAL BYPASS GRAFT(S) OF THE EXTREMITIES, BILATERAL LEGS	I70593
DX_PAD	PAD	DX10	I70.598	OTHER ATHEROSCLEROSIS OF NONAUTOLOGOUS BIOLOGICAL BYPASS GRAFT(S) OF THE EXTREMITIES, OTHER EXTREMITY	I70598

Boehringer Ingelheim
Statistical and Epidemiological Analysis Plan (SEAP) for Non-Interventional Study
(NIS)
BI Study Number 1245-0228

Proprietary confidential information © 2023 Boehringer Ingelheim International GmbH or one or more of its affiliated companies

DX_PAD	PAD	DX10	I70.599	OTHER ATHEROSCLEROSIS OF NONAUTOLOGOUS BIOLOGICAL BYPASS GRAFT(S) OF THE EXTREMITIES, UNSPECIFIED EXTREMITY	I70599
DX_PAD	PAD	DX10	I70.6	ATHEROSCLEROSIS OF NONBIOLOGICAL BYPASS GRAFT(S) OF THE EXTREMITIES	I706
DX_PAD	PAD	DX10	I70.60	UNSPECIFIED ATHEROSCLEROSIS OF NONBIOLOGICAL BYPASS GRAFT(S) OF THE EXTREMITIES	I7060
DX_PAD	PAD	DX10	I70.601	UNSPECIFIED ATHEROSCLEROSIS OF NONBIOLOGICAL BYPASS GRAFT(S) OF THE EXTREMITIES, RIGHT LEG	I70601
DX_PAD	PAD	DX10	I70.602	UNSPECIFIED ATHEROSCLEROSIS OF NONBIOLOGICAL BYPASS GRAFT(S) OF THE EXTREMITIES, LEFT LEG	I70602
DX_PAD	PAD	DX10	I70.603	UNSPECIFIED ATHEROSCLEROSIS OF NONBIOLOGICAL BYPASS GRAFT(S) OF THE EXTREMITIES, BILATERAL LEGS	I70603
DX_PAD	PAD	DX10	I70.608	UNSPECIFIED ATHEROSCLEROSIS OF NONBIOLOGICAL BYPASS GRAFT(S) OF THE EXTREMITIES, OTHER EXTREMITY	I70608
DX_PAD	PAD	DX10	I70.609	UNSPECIFIED ATHEROSCLEROSIS OF NONBIOLOGICAL BYPASS GRAFT(S) OF THE EXTREMITIES, UNSPECIFIED EXTREMITY	I70609
DX_PAD	PAD	DX10	I70.61	ATHEROSCLEROSIS OF NONBIOLOGICAL BYPASS GRAFT(S) OF THE EXTREMITIES WITH INTERMITTENT CLAUDICATION	I7061
DX_PAD	PAD	DX10	I70.611	ATHEROSCLEROSIS OF NONBIOLOGICAL BYPASS GRAFT(S) OF THE EXTREMITIES WITH INTERMITTENT CLAUDICATION, RIGHT LEG	I70611
DX_PAD	PAD	DX10	I70.612	ATHEROSCLEROSIS OF NONBIOLOGICAL BYPASS GRAFT(S) OF THE EXTREMITIES WITH INTERMITTENT CLAUDICATION, LEFT LEG	I70612
DX_PAD	PAD	DX10	I70.613	ATHEROSCLEROSIS OF NONBIOLOGICAL BYPASS GRAFT(S) OF THE EXTREMITIES WITH INTERMITTENT CLAUDICATION, BILATERAL LEGS	I70613
DX_PAD	PAD	DX10	I70.618	ATHEROSCLEROSIS OF NONBIOLOGICAL BYPASS GRAFT(S) OF THE EXTREMITIES WITH INTERMITTENT CLAUDICATION, OTHER EXTREMITY	I70618
DX_PAD	PAD	DX10	I70.619	ATHEROSCLEROSIS OF NONBIOLOGICAL BYPASS GRAFT(S) OF THE EXTREMITIES WITH INTERMITTENT CLAUDICATION, UNSPECIFIED EXTREMITY	I70619
DX_PAD	PAD	DX10	I70.621	ATHEROSCLEROSIS OF NONBIOLOGICAL BYPASS GRAFT(S) OF THE EXTREMITIES WITH REST PAIN	I70621
DX_PAD	PAD	DX10	I70.621	ATHEROSCLEROSIS OF NONBIOLOGICAL BYPASS GRAFT(S) OF THE EXTREMITIES WITH REST PAIN, RIGHT LEG	I70621
DX_PAD	PAD	DX10	I70.622	ATHEROSCLEROSIS OF NONBIOLOGICAL BYPASS GRAFT(S) OF THE EXTREMITIES WITH REST PAIN, LEFT LEG	I70622
DX_PAD	PAD	DX10	I70.623	ATHEROSCLEROSIS OF NONBIOLOGICAL BYPASS GRAFT(S) OF THE EXTREMITIES WITH REST PAIN, BILATERAL LEGS	I70623
DX_PAD	PAD	DX10	I70.628	ATHEROSCLEROSIS OF NONBIOLOGICAL BYPASS GRAFT(S) OF THE EXTREMITIES WITH REST PAIN, OTHER EXTREMITY	I70628
DX_PAD	PAD	DX10	I70.629	ATHEROSCLEROSIS OF NONBIOLOGICAL BYPASS GRAFT(S) OF THE EXTREMITIES WITH REST PAIN, UNSPECIFIED EXTREMITY	I70629
DX_PAD	PAD	DX10	I70.63	ATHEROSCLEROSIS OF NONBIOLOGICAL BYPASS GRAFT(S) OF THE RIGHT LEG WITH ULCERATION	I7063
DX_PAD	PAD	DX10	I70.631	ATHEROSCLEROSIS OF NONBIOLOGICAL BYPASS GRAFT(S) OF THE RIGHT LEG WITH ULCERATION OF THIGH	I70631
DX_PAD	PAD	DX10	I70.632	ATHEROSCLEROSIS OF NONBIOLOGICAL BYPASS GRAFT(S) OF THE RIGHT LEG WITH ULCERATION OF CALF	I70632
DX_PAD	PAD	DX10	I70.633	ATHEROSCLEROSIS OF NONBIOLOGICAL BYPASS GRAFT(S) OF THE RIGHT LEG WITH ULCERATION OF ANKLE	I70633
DX_PAD	PAD	DX10	I70.634	ATHEROSCLEROSIS OF NONBIOLOGICAL BYPASS GRAFT(S) OF THE RIGHT LEG WITH ULCERATION OF HEEL AND MIDFOOT	I70634
DX_PAD	PAD	DX10	I70.635	ATHEROSCLEROSIS OF NONBIOLOGICAL BYPASS GRAFT(S) OF THE RIGHT LEG WITH ULCERATION OF OTHER PART OF FOOT	I70635
DX_PAD	PAD	DX10	I70.638	ATHEROSCLEROSIS OF NONBIOLOGICAL BYPASS GRAFT(S) OF THE RIGHT LEG WITH ULCERATION OF OTHER PART OF LOWER LEG	I70638
DX_PAD	PAD	DX10	I70.639	ATHEROSCLEROSIS OF NONBIOLOGICAL BYPASS GRAFT(S) OF THE RIGHT LEG WITH ULCERATION OF UNSPECIFIED SITE	I70639
DX_PAD	PAD	DX10	I70.64	ATHEROSCLEROSIS OF NONBIOLOGICAL BYPASS GRAFT(S) OF THE LEFT LEG WITH ULCERATION	I7064
DX_PAD	PAD	DX10	I70.641	ATHEROSCLEROSIS OF NONBIOLOGICAL BYPASS GRAFT(S) OF THE LEFT LEG WITH ULCERATION OF THIGH	I70641
DX_PAD	PAD	DX10	I70.642	ATHEROSCLEROSIS OF NONBIOLOGICAL BYPASS GRAFT(S) OF THE LEFT LEG WITH ULCERATION OF CALF	I70642
DX_PAD	PAD	DX10	I70.643	ATHEROSCLEROSIS OF NONBIOLOGICAL BYPASS GRAFT(S) OF THE LEFT LEG WITH ULCERATION OF ANKLE	I70643
DX_PAD	PAD	DX10	I70.644	ATHEROSCLEROSIS OF NONBIOLOGICAL BYPASS GRAFT(S) OF THE LEFT LEG WITH ULCERATION OF HEEL AND MIDFOOT	I70644
DX_PAD	PAD	DX10	I70.645	ATHEROSCLEROSIS OF NONBIOLOGICAL BYPASS GRAFT(S) OF THE LEFT LEG WITH ULCERATION OF OTHER PART OF FOOT	I70645
DX_PAD	PAD	DX10	I70.648	ATHEROSCLEROSIS OF NONBIOLOGICAL BYPASS GRAFT(S) OF THE LEFT LEG WITH ULCERATION OF OTHER PART OF LOWER LEG	I70648
DX_PAD	PAD	DX10	I70.649	ATHEROSCLEROSIS OF NONBIOLOGICAL BYPASS GRAFT(S) OF THE LEFT LEG WITH ULCERATION OF UNSPECIFIED SITE	I70649
DX_PAD	PAD	DX10	I70.65	ATHEROSCLEROSIS OF NONBIOLOGICAL BYPASS GRAFT(S) OF OTHER EXTREMITY WITH ULCERATION	I7065
DX_PAD	PAD	DX10	I70.66	ATHEROSCLEROSIS OF NONBIOLOGICAL BYPASS GRAFT(S) OF THE EXTREMITIES WITH GANGRENE	I7066
DX_PAD	PAD	DX10	I70.661	ATHEROSCLEROSIS OF NONBIOLOGICAL BYPASS GRAFT(S) OF THE EXTREMITIES WITH GANGRENE, RIGHT LEG	I70661
DX_PAD	PAD	DX10	I70.662	ATHEROSCLEROSIS OF NONBIOLOGICAL BYPASS GRAFT(S) OF THE EXTREMITIES WITH GANGRENE, LEFT LEG	I70662
DX_PAD	PAD	DX10	I70.663	ATHEROSCLEROSIS OF NONBIOLOGICAL BYPASS GRAFT(S) OF THE EXTREMITIES WITH GANGRENE, BILATERAL LEGS	I70663
DX_PAD	PAD	DX10	I70.668	ATHEROSCLEROSIS OF NONBIOLOGICAL BYPASS GRAFT(S) OF THE EXTREMITIES WITH GANGRENE, OTHER EXTREMITY	I70668
DX_PAD	PAD	DX10	I70.669	ATHEROSCLEROSIS OF NONBIOLOGICAL BYPASS GRAFT(S) OF THE EXTREMITIES WITH GANGRENE, UNSPECIFIED EXTREMITY	I70669
DX_PAD	PAD	DX10	I70.69	OTHER ATHEROSCLEROSIS OF NONBIOLOGICAL BYPASS GRAFT(S) OF THE EXTREMITIES	I7069
DX_PAD	PAD	DX10	I70.691	OTHER ATHEROSCLEROSIS OF NONBIOLOGICAL BYPASS GRAFT(S) OF THE EXTREMITIES, RIGHT LEG	I70691
DX_PAD	PAD	DX10	I70.692	OTHER ATHEROSCLEROSIS OF NONBIOLOGICAL BYPASS GRAFT(S) OF THE EXTREMITIES, LEFT LEG	I70692
DX_PAD	PAD	DX10	I70.693	OTHER ATHEROSCLEROSIS OF NONBIOLOGICAL BYPASS GRAFT(S) OF THE EXTREMITIES, BILATERAL LEGS	I70693
DX_PAD	PAD	DX10	I70.698	OTHER ATHEROSCLEROSIS OF NONBIOLOGICAL BYPASS GRAFT(S) OF THE EXTREMITIES, OTHER EXTREMITY	I70698
DX_PAD	PAD	DX10	I70.699	OTHER ATHEROSCLEROSIS OF NONBIOLOGICAL BYPASS GRAFT(S) OF THE EXTREMITIES, UNSPECIFIED EXTREMITY	I70699

Boehringer Ingelheim
Statistical and Epidemiological Analysis Plan (SEAP) for Non-Interventional Study
(NIS)
BI Study Number 1245-0228

Proprietary confidential information © 2023 Boehringer Ingelheim International GmbH or one or more of its affiliated companies

DX_PAD	PAD	DX10	I70.7	ATHEROSCLEROSIS OF OTHER TYPE OF BYPASS GRAFT(S) OF THE EXTREMITIES	I707
DX_PAD	PAD	DX10	I70.70	UNSPECIFIED ATHEROSCLEROSIS OF OTHER TYPE OF BYPASS GRAFT(S) OF THE EXTREMITIES	I7070
DX_PAD	PAD	DX10	I70.701	UNSPECIFIED ATHEROSCLEROSIS OF OTHER TYPE OF BYPASS GRAFT(S) OF THE EXTREMITIES, RIGHT LEG	I70701
DX_PAD	PAD	DX10	I70.702	UNSPECIFIED ATHEROSCLEROSIS OF OTHER TYPE OF BYPASS GRAFT(S) OF THE EXTREMITIES, LEFT LEG	I70702
DX_PAD	PAD	DX10	I70.703	UNSPECIFIED ATHEROSCLEROSIS OF OTHER TYPE OF BYPASS GRAFT(S) OF THE EXTREMITIES, BILATERAL LEGS	I70703
DX_PAD	PAD	DX10	I70.708	UNSPECIFIED ATHEROSCLEROSIS OF OTHER TYPE OF BYPASS GRAFT(S) OF THE EXTREMITIES, OTHER EXTREMITY	I70708
DX_PAD	PAD	DX10	I70.709	UNSPECIFIED ATHEROSCLEROSIS OF OTHER TYPE OF BYPASS GRAFT(S) OF THE EXTREMITIES, UNSPECIFIED EXTREMITY	I70709
DX_PAD	PAD	DX10	I70.71	ATHEROSCLEROSIS OF OTHER TYPE OF BYPASS GRAFT(S) OF THE EXTREMITIES WITH INTERMITTENT CLAUDICATION	I7071
DX_PAD	PAD	DX10	I70.711	ATHEROSCLEROSIS OF OTHER TYPE OF BYPASS GRAFT(S) OF THE EXTREMITIES WITH INTERMITTENT CLAUDICATION, RIGHT LEG	I70711
DX_PAD	PAD	DX10	I70.712	ATHEROSCLEROSIS OF OTHER TYPE OF BYPASS GRAFT(S) OF THE EXTREMITIES WITH INTERMITTENT CLAUDICATION, LEFT LEG	I70712
DX_PAD	PAD	DX10	I70.713	ATHEROSCLEROSIS OF OTHER TYPE OF BYPASS GRAFT(S) OF THE EXTREMITIES WITH INTERMITTENT CLAUDICATION, BILATERAL LEGS	I70713
DX_PAD	PAD	DX10	I70.718	ATHEROSCLEROSIS OF OTHER TYPE OF BYPASS GRAFT(S) OF THE EXTREMITIES WITH INTERMITTENT CLAUDICATION, OTHER EXTREMITY	I70718
DX_PAD	PAD	DX10	I70.719	ATHEROSCLEROSIS OF OTHER TYPE OF BYPASS GRAFT(S) OF THE EXTREMITIES WITH INTERMITTENT CLAUDICATION, UNSPECIFIED EXTREMITY	I70719
DX_PAD	PAD	DX10	I70.72	ATHEROSCLEROSIS OF OTHER TYPE OF BYPASS GRAFT(S) OF THE EXTREMITIES WITH REST PAIN	I7072
DX_PAD	PAD	DX10	I70.721	ATHEROSCLEROSIS OF OTHER TYPE OF BYPASS GRAFT(S) OF THE EXTREMITIES WITH REST PAIN, RIGHT LEG	I70721
DX_PAD	PAD	DX10	I70.722	ATHEROSCLEROSIS OF OTHER TYPE OF BYPASS GRAFT(S) OF THE EXTREMITIES WITH REST PAIN, LEFT LEG	I70722
DX_PAD	PAD	DX10	I70.723	ATHEROSCLEROSIS OF OTHER TYPE OF BYPASS GRAFT(S) OF THE EXTREMITIES WITH REST PAIN, BILATERAL LEGS	I70723
DX_PAD	PAD	DX10	I70.728	ATHEROSCLEROSIS OF OTHER TYPE OF BYPASS GRAFT(S) OF THE EXTREMITIES WITH REST PAIN, OTHER EXTREMITY	I70728
DX_PAD	PAD	DX10	I70.729	ATHEROSCLEROSIS OF OTHER TYPE OF BYPASS GRAFT(S) OF THE EXTREMITIES WITH REST PAIN, UNSPECIFIED EXTREMITY	I70729
DX_PAD	PAD	DX10	I70.73	ATHEROSCLEROSIS OF OTHER TYPE OF BYPASS GRAFT(S) OF THE RIGHT LEG WITH ULCERATION	I7073
DX_PAD	PAD	DX10	I70.731	ATHEROSCLEROSIS OF OTHER TYPE OF BYPASS GRAFT(S) OF THE RIGHT LEG WITH ULCERATION OF THIGH	I70731
DX_PAD	PAD	DX10	I70.732	ATHEROSCLEROSIS OF OTHER TYPE OF BYPASS GRAFT(S) OF THE RIGHT LEG WITH ULCERATION OF CALF	I70732
DX_PAD	PAD	DX10	I70.733	ATHEROSCLEROSIS OF OTHER TYPE OF BYPASS GRAFT(S) OF THE RIGHT LEG WITH ULCERATION OF ANKLE	I70733
DX_PAD	PAD	DX10	I70.734	ATHEROSCLEROSIS OF OTHER TYPE OF BYPASS GRAFT(S) OF THE RIGHT LEG WITH ULCERATION OF HEEL AND MIDFOOT	I70734
DX_PAD	PAD	DX10	I70.735	ATHEROSCLEROSIS OF OTHER TYPE OF BYPASS GRAFT(S) OF THE RIGHT LEG WITH ULCERATION OF OTHER PART OF FOOT	I70735
DX_PAD	PAD	DX10	I70.738	ATHEROSCLEROSIS OF OTHER TYPE OF BYPASS GRAFT(S) OF THE RIGHT LEG WITH ULCERATION OF OTHER PART OF LOWER LEG	I70738
DX_PAD	PAD	DX10	I70.739	ATHEROSCLEROSIS OF OTHER TYPE OF BYPASS GRAFT(S) OF THE RIGHT LEG WITH ULCERATION OF UNSPECIFIED SITE	I70739
DX_PAD	PAD	DX10	I70.74	ATHEROSCLEROSIS OF OTHER TYPE OF BYPASS GRAFT(S) OF THE LEFT LEG WITH ULCERATION	I7074
DX_PAD	PAD	DX10	I70.741	ATHEROSCLEROSIS OF OTHER TYPE OF BYPASS GRAFT(S) OF THE LEFT LEG WITH ULCERATION OF THIGH	I70741
DX_PAD	PAD	DX10	I70.742	ATHEROSCLEROSIS OF OTHER TYPE OF BYPASS GRAFT(S) OF THE LEFT LEG WITH ULCERATION OF CALF	I70742
DX_PAD	PAD	DX10	I70.743	ATHEROSCLEROSIS OF OTHER TYPE OF BYPASS GRAFT(S) OF THE LEFT LEG WITH ULCERATION OF ANKLE	I70743
DX_PAD	PAD	DX10	I70.744	ATHEROSCLEROSIS OF OTHER TYPE OF BYPASS GRAFT(S) OF THE LEFT LEG WITH ULCERATION OF HEEL AND MIDFOOT	I70744
DX_PAD	PAD	DX10	I70.745	ATHEROSCLEROSIS OF OTHER TYPE OF BYPASS GRAFT(S) OF THE LEFT LEG WITH ULCERATION OF OTHER PART OF FOOT	I70745
DX_PAD	PAD	DX10	I70.748	ATHEROSCLEROSIS OF OTHER TYPE OF BYPASS GRAFT(S) OF THE LEFT LEG WITH ULCERATION OF OTHER PART OF LOWER LEG	I70748
DX_PAD	PAD	DX10	I70.749	ATHEROSCLEROSIS OF OTHER TYPE OF BYPASS GRAFT(S) OF THE LEFT LEG WITH ULCERATION OF UNSPECIFIED SITE	I70749
DX_PAD	PAD	DX10	I70.75	ATHEROSCLEROSIS OF OTHER TYPE OF BYPASS GRAFT(S) OF OTHER EXTREMITY WITH ULCERATION	I7075
DX_PAD	PAD	DX10	I70.76	ATHEROSCLEROSIS OF OTHER TYPE OF BYPASS GRAFT(S) OF THE EXTREMITIES WITH GANGRENE	I7076
DX_PAD	PAD	DX10	I70.761	ATHEROSCLEROSIS OF OTHER TYPE OF BYPASS GRAFT(S) OF THE EXTREMITIES WITH GANGRENE, RIGHT LEG	I70761
DX_PAD	PAD	DX10	I70.762	ATHEROSCLEROSIS OF OTHER TYPE OF BYPASS GRAFT(S) OF THE EXTREMITIES WITH GANGRENE, LEFT LEG	I70762
DX_PAD	PAD	DX10	I70.763	ATHEROSCLEROSIS OF OTHER TYPE OF BYPASS GRAFT(S) OF THE EXTREMITIES WITH GANGRENE, BILATERAL LEGS	I70763
DX_PAD	PAD	DX10	I70.768	ATHEROSCLEROSIS OF OTHER TYPE OF BYPASS GRAFT(S) OF THE EXTREMITIES WITH GANGRENE, OTHER EXTREMITY	I70768
DX_PAD	PAD	DX10	I70.769	ATHEROSCLEROSIS OF OTHER TYPE OF BYPASS GRAFT(S) OF THE EXTREMITIES WITH GANGRENE, UNSPECIFIED EXTREMITY	I70769
DX_PAD	PAD	DX10	I70.79	OTHER ATHEROSCLEROSIS OF OTHER TYPE OF BYPASS GRAFT(S) OF THE EXTREMITIES	I7079
DX_PAD	PAD	DX10	I70.791	OTHER ATHEROSCLEROSIS OF OTHER TYPE OF BYPASS GRAFT(S) OF THE EXTREMITIES, RIGHT LEG	I70791
DX_PAD	PAD	DX10	I70.792	OTHER ATHEROSCLEROSIS OF OTHER TYPE OF BYPASS GRAFT(S) OF THE EXTREMITIES, LEFT LEG	I70792
DX_PAD	PAD	DX10	I70.793	OTHER ATHEROSCLEROSIS OF OTHER TYPE OF BYPASS GRAFT(S) OF THE EXTREMITIES, BILATERAL LEGS	I70793
DX_PAD	PAD	DX10	I70.798	OTHER ATHEROSCLEROSIS OF OTHER TYPE OF BYPASS GRAFT(S) OF THE EXTREMITIES, OTHER EXTREMITY	I70798
DX_PAD	PAD	DX10	I70.799	OTHER ATHEROSCLEROSIS OF OTHER TYPE OF BYPASS GRAFT(S) OF THE EXTREMITIES, UNSPECIFIED EXTREMITY	I70799
DX_PAD	PAD	DX10	I70.92	CHRONIC TOTAL OCCLUSION OF ARTERY OF THE EXTREMITIES	I7092
DX_PAD	PAD	DX10	I71	AORTIC ANEURYSM AND DISSECTION	I71

Boehringer Ingelheim
Statistical and Epidemiological Analysis Plan (SEAP) for Non-Interventional Study
(NIS)
BI Study Number 1245-0228

Proprietary confidential information © 2023 Boehringer Ingelheim International GmbH or one or more of its affiliated companies

DX_PAD	PAD	DX10	I71.0	DISSECTION OF AORTA	I710
DX_PAD	PAD	DX10	I71.00	DISSECTION OF UNSPECIFIED SITE OF AORTA	I7100
DX_PAD	PAD	DX10	I71.01	DISSECTION OF THORACIC AORTA	I7101
DX_PAD	PAD	DX10	I71.02	DISSECTION OF ABDOMINAL AORTA	I7102
DX_PAD	PAD	DX10	I71.03	DISSECTION OF THORACOABDOMINAL AORTA	I7103
DX_PAD	PAD	DX10	I71.1	THORACIC AORTIC ANEURYSM, RUPTURED	I711
DX_PAD	PAD	DX10	I71.2	THORACIC AORTIC ANEURYSM, WITHOUT RUPTURE	I712
DX_PAD	PAD	DX10	I71.3	ABDOMINAL AORTIC ANEURYSM, RUPTURED	I713
DX_PAD	PAD	DX10	I71.4	ABDOMINAL AORTIC ANEURYSM, WITHOUT RUPTURE	I714
DX_PAD	PAD	DX10	I71.5	THORACOABDOMINAL AORTIC ANEURYSM, RUPTURED	I715
DX_PAD	PAD	DX10	I71.6	THORACOABDOMINAL AORTIC ANEURYSM, WITHOUT RUPTURE	I716
DX_PAD	PAD	DX10	I71.8	AORTIC ANEURYSM OF UNSPECIFIED SITE, RUPTURED	I718
DX_PAD	PAD	DX10	I71.9	AORTIC ANEURYSM OF UNSPECIFIED SITE, WITHOUT RUPTURE	I719
DX_PAD	PAD	DX10	I73.1	THROMBOANGITIS OBLITERANS [BUERGER'S DISEASE]	I731
DX_PAD	PAD	DX10	I73.9	PERIPHERAL VASCULAR DISEASE, UNSPECIFIED	I739
DX_PAD	PAD	DX10	I74.0	EMBOLISM AND THROMBOSIS OF ABDOMINAL AORTA	I740
DX_PAD	PAD	DX10	I74.01	SADDLE EMBOLUS OF ABDOMINAL AORTA	I7401
DX_PAD	PAD	DX10	I74.09	OTHER ARTERIAL EMBOLISM AND THROMBOSIS OF ABDOMINAL AORTA	I7409
DX_PAD	PAD	DX10	I74.10	EMBOLISM AND THROMBOSIS OF UNSPECIFIED PARTS OF AORTA	I7410
DX_PAD	PAD	DX10	I74.19	EMBOLISM AND THROMBOSIS OF OTHER PARTS OF AORTA	I7419
DX_PAD	PAD	DX10	I74.3	EMBOLISM AND THROMBOSIS OF ARTERIES OF THE LOWER EXTREMITIES	I743
DX_PAD	PAD	DX10	I74.4	EMBOLISM AND THROMBOSIS OF ARTERIES OF EXTREMITIES, UNSPECIFIED	I744
DX_PAD	PAD	DX10	I74.5	EMBOLISM AND THROMBOSIS OF ILIAC ARTERY	I745
DX_PAD	PAD	DX10	I74.8	EMBOLISM AND THROMBOSIS OF OTHER ARTERIES	I748
DX_PAD	PAD	DX10	I75.02	ATHEROEMBOLISM OF LOWER EXTREMITY	I7502
DX_PAD	PAD	DX10	I75.021	ATHEROEMBOLISM OF RIGHT LOWER EXTREMITY	I75021
DX_PAD	PAD	DX10	I75.022	ATHEROEMBOLISM OF LEFT LOWER EXTREMITY	I75022
DX_PAD	PAD	DX10	I75.023	ATHEROEMBOLISM OF BILATERAL LOWER EXTREMITIES	I75023
DX_PAD	PAD	DX10	I75.029	ATHEROEMBOLISM OF UNSPECIFIED LOWER EXTREMITY	I75029
DX_PAD	PAD	DX10	I79.0	ANEURYSM OF AORTA IN DISEASES CLASSIFIED ELSEWHERE	I790
DX_PAD	PAD	DX10	I79.1	AORTITIS IN DISEASES CLASSIFIED ELSEWHERE	I791
DX_PAD	PAD	DX10	K55.1	CHRONIC VASCULAR DISORDERS OF INTESTINE	K551
DX_PAD	PAD	DX10	K55.8	OTHER VASCULAR DISORDERS OF INTESTINE	K558
DX_PAD	PAD	DX10	K55.9	VASCULAR DISORDER OF INTESTINE, UNSPECIFIED	K559
DX_PAD	PAD	DX10	Z95.8	PRESENCE OF OTHER CARDIAC AND VASCULAR IMPLANTS AND GRAFTS	Z958
DX_PCI	PAD	DX09	V45.82	PERCUTANEOUS TRANSLUMINAL CORONARY ANGIOPLASTY STATUS	V4582
DX_PCI	PAD	DX10	Z95.5	PRESENCE OF CORONARY ANGIOPLASTY IMPLANT AND GRAFT	Z955
DX_PCI	PAD	DX10	Z98.61	CORONARY ANGIOPLASTY STATUS	Z9861
DX_PNEUMO	PNEUMONIA	DX09	003.22	SALMONELLA PNEUMONIA	322
DX_PNEUMO	PNEUMONIA	DX09	020.3	PRIMARY PNEUMONIC PLAGUE	203
DX_PNEUMO	PNEUMONIA	DX09	020.4	SECONDARY PNEUMONIC PLAGUE	204
DX_PNEUMO	PNEUMONIA	DX09	020.5	PNEUMONIC PLAGUE, UNSPECIFIED	205
DX_PNEUMO	PNEUMONIA	DX09	021.2	PULMONARY TULAREMIA	212
DX_PNEUMO	PNEUMONIA	DX09	022.1	PULMONARY ANTHRAX	221
DX_PNEUMO	PNEUMONIA	DX09	031.0	PULMONARY DISEASES DUE TO OTHER MYCOBACTERIA	310
DX_PNEUMO	PNEUMONIA	DX09	038.1	PULMONARY ACTINOMYCETIC INFECTION	381
DX_PNEUMO	PNEUMONIA	DX09	052.1	VARICELLA (HEMORRHAGIC) PNEUMONITIS	521
DX_PNEUMO	PNEUMONIA	DX09	055.1	POSTMEASLES PNEUMONIA	551
DX_PNEUMO	PNEUMONIA	DX09	073.0	ORNITHOSIS WITH PNEUMONIA	730
DX_PNEUMO	PNEUMONIA	DX09	112.4	CANDIDIASIS OF LUNG	1124
DX_PNEUMO	PNEUMONIA	DX09	114.0	PRIMARY COCCIDIOIDOMYCOSIS (PULMONARY)	1140
DX_PNEUMO	PNEUMONIA	DX09	114.4	CHRONIC PULMONARY COCCIDIOIDOMYCOSIS	1144
DX_PNEUMO	PNEUMONIA	DX09	114.5	PULMONARY COCCIDIOIDOMYCOSIS, UNSPECIFIED	1145
DX_PNEUMO	PNEUMONIA	DX09	115.05	INFECTION BY HISTOPLASMA CAPSULATUM, PNEUMONIA	11505
DX_PNEUMO	PNEUMONIA	DX09	115.15	INFECTION BY HISTOPLASMA DUBOSII, PNEUMONIA	11515
DX_PNEUMO	PNEUMONIA	DX09	115.95	HISTOPLASMOSIS, UNSPECIFIED, PNEUMONIA	11595
DX_PNEUMO	PNEUMONIA	DX09	130.4	PNEUMONITIS DUE TO TOXOPLASMOSIS	1304
DX_PNEUMO	PNEUMONIA	DX09	136.3	PNEUMOCYSTOSIS	1363
DX_PNEUMO	PNEUMONIA	DX09	480	VIRAL PNEUMONIA	480
DX_PNEUMO	PNEUMONIA	DX09	480.0	PNEUMONIA DUE TO ADENOVIRUS	4800
DX_PNEUMO	PNEUMONIA	DX09	480.1	PNEUMONIA DUE TO RESPIRATORY SYNCYTIAL VIRUS	4801
DX_PNEUMO	PNEUMONIA	DX09	480.2	PNEUMONIA DUE TO PARAINFLUENZA VIRUS	4802
DX_PNEUMO	PNEUMONIA	DX09	480.3	PNEUMONIA DUE TO SARS-ASSOCIATED CORONAVIRUS	4803
DX_PNEUMO	PNEUMONIA	DX09	480.8	PNEUMONIA DUE TO OTHER VIRUS NOT ELSEWHERE CLASSIFIED	4808
DX_PNEUMO	PNEUMONIA	DX09	480.9	VIRAL PNEUMONIA, UNSPECIFIED	4809
DX_PNEUMO	PNEUMONIA	DX09	481	PNEUMOCOCCAL PNEUMONIA [STREPTOCOCCUS PNEUMONIAE PNEUMONIA]	481
DX_PNEUMO	PNEUMONIA	DX09	482	OTHER BACTERIAL PNEUMONIA	482
DX_PNEUMO	PNEUMONIA	DX09	482.0	PNEUMONIA DUE TO KLEBSIELLA PNEUMONIAE	4820
DX_PNEUMO	PNEUMONIA	DX09	482.1	PNEUMONIA DUE TO PSEUDOMONAS	4821
DX_PNEUMO	PNEUMONIA	DX09	482.2	PNEUMONIA DUE TO HEMOPHILUS INFLUENZAE [H. INFLUENZAE]	4822
DX_PNEUMO	PNEUMONIA	DX09	482.3	PNEUMONIA DUE TO STREPTOCOCCUS	4823
DX_PNEUMO	PNEUMONIA	DX09	482.30	PNEUMONIA DUE TO STREPTOCOCCUS, UNSPECIFIED	48230
DX_PNEUMO	PNEUMONIA	DX09	482.31	PNEUMONIA DUE TO STREPTOCOCCUS, GROUP A	48231
DX_PNEUMO	PNEUMONIA	DX09	482.32	PNEUMONIA DUE TO STREPTOCOCCUS, GROUP B	48232
DX_PNEUMO	PNEUMONIA	DX09	482.39	PNEUMONIA DUE TO OTHER STREPTOCOCCUS	48239
DX_PNEUMO	PNEUMONIA	DX09	482.4	PNEUMONIA DUE TO STAPHYLOCOCCUS	4824
DX_PNEUMO	PNEUMONIA	DX09	482.40	PNEUMONIA DUE TO STAPHYLOCOCCUS, UNSPECIFIED	48240
DX_PNEUMO	PNEUMONIA	DX09	482.41	METHICILLIN SUSCEPTIBLE PNEUMONIA DUE TO STAPHYLOCOCCUS AUREUS	48241
DX_PNEUMO	PNEUMONIA	DX09	482.42	METHICILLIN RESISTANT PNEUMONIA DUE TO STAPHYLOCOCCUS AUREUS	48242
DX_PNEUMO	PNEUMONIA	DX09	482.49	OTHER STAPHYLOCOCCUS PNEUMONIA	48249
DX_PNEUMO	PNEUMONIA	DX09	482.8	PNEUMONIA DUE TO OTHER SPECIFIED BACTERIA	4828
DX_PNEUMO	PNEUMONIA	DX09	482.81	PNEUMONIA DUE TO ANAEROBES	48281
DX_PNEUMO	PNEUMONIA	DX09	482.82	PNEUMONIA DUE TO ESCHERICHIA COLI [E. COLI]	48282
DX_PNEUMO	PNEUMONIA	DX09	482.83	PNEUMONIA DUE TO OTHER GRAM-NEGATIVE BACTERIA	48283
DX_PNEUMO	PNEUMONIA	DX09	482.84	PNEUMONIA DUE TO LEGIONNAIRES' DISEASE	48284
DX_PNEUMO	PNEUMONIA	DX09	482.89	PNEUMONIA DUE TO OTHER SPECIFIED BACTERIA	48289
DX_PNEUMO	PNEUMONIA	DX09	482.9	BACTERIAL PNEUMONIA, UNSPECIFIED	4829
DX_PNEUMO	PNEUMONIA	DX09	483	PNEUMONIA DUE TO OTHER SPECIFIED ORGANISM	483
DX_PNEUMO	PNEUMONIA	DX09	483.0	PNEUMONIA DUE TO MYCOPLASMA PNEUMONIAE	4830
DX_PNEUMO	PNEUMONIA	DX09	483.1	PNEUMONIA DUE TO CHLAMYDIA	4831
DX_PNEUMO	PNEUMONIA	DX09	483.8	PNEUMONIA DUE TO OTHER SPECIFIED ORGANISM	4838
DX_PNEUMO	PNEUMONIA	DX09	484	PNEUMONIA IN INFECTIOUS DISEASES CLASSIFIED ELSEWHERE	484
DX_PNEUMO	PNEUMONIA	DX09	484.1	PNEUMONIA IN CYTOMEGALIC INCLUSION DISEASE	4841
DX_PNEUMO	PNEUMONIA	DX09	484.3	PNEUMONIA IN WHOOPING COUGH	4843
DX_PNEUMO	PNEUMONIA	DX09	484.5	PNEUMONIA IN ANTHRAX	4845
DX_PNEUMO	PNEUMONIA	DX09	484.6	PNEUMONIA IN ASPERGILLOSIS	4846
DX_PNEUMO	PNEUMONIA	DX09	484.7	PNEUMONIA IN OTHER SYSTEMIC MYCOSES	4847
DX_PNEUMO	PNEUMONIA	DX09	484.8	PNEUMONIA IN OTHER INFECTIOUS DISEASES CLASSIFIED ELSEWHERE	4848
DX_PNEUMO	PNEUMONIA	DX09	485	BRONCHOPNEUMONIA, ORGANISM UNSPECIFIED	485
DX_PNEUMO	PNEUMONIA	DX09	486	PNEUMONIA, ORGANISM UNSPECIFIED	486
DX_PNEUMO	PNEUMONIA	DX09	513.0	ABSCESS OF LUNG	5130

Boehringer Ingelheim Statistical and Epidemiological Analysis Plan (SEAP) for Non-Interventional Study (NIS) BI Study Number 1245-0228

c39712001-02

Proprietary confidential information © 2023 Boehringer Ingelheim International GmbH or one or more of its affiliated companies

Table with columns for code, description, and value. It lists various medical conditions such as RHEUMATIC PNEUMONIA, SALMONELLA PNEUMONIA, and PSYCHOSIS, with corresponding numerical values.

Boehringer Ingelheim Statistical and Epidemiological Analysis Plan (SEAP) for Non-Interventional Study (NIS) BI Study Number 1245-0228

c39712001-02

Proprietary confidential information © 2023 Boehringer Ingelheim International GmbH or one or more of its affiliated companies

Table with columns for DX_PSYCH, PSYCHOSIS, DX09, ICD-10 codes (e.g., 295.43, 295.44), descriptions of psychiatric disorders (e.g., SCHIZOPHRENIFORM DISORDER, SUBCHRONIC WITH ACUTE EXACERBATION), and corresponding numeric codes (e.g., 29543, 29544).

Boehringer Ingelheim Statistical and Epidemiological Analysis Plan (SEAP) for Non-Interventional Study (NIS) BI Study Number 1245-0228

Proprietary confidential information © 2023 Boehringer Ingelheim International GmbH or one or more of its affiliated companies

DX_PSYCH	PSYCHOSIS	DX09	296.54	BIPOLAR I DISORDER, MOST RECENT EPISODE (OR CURRENT) DEPRESSED, SEVERE, SPECIFIED AS WITH PSYCHOTIC BEHAVIOR	29654
DX_PSYCH	PSYCHOSIS	DX09	296.55	BIPOLAR I DISORDER, MOST RECENT EPISODE (OR CURRENT) DEPRESSED, IN PARTIAL OR UNSPECIFIED REMISSION	29655
DX_PSYCH	PSYCHOSIS	DX09	296.56	BIPOLAR I DISORDER, MOST RECENT EPISODE (OR CURRENT) DEPRESSED, IN FULL REMISSION	29656
DX_PSYCH	PSYCHOSIS	DX09	296.6	BIPOLAR I DISORDER, MOST RECENT EPISODE (OR CURRENT) MIXED	2966
DX_PSYCH	PSYCHOSIS	DX09	296.60	BIPOLAR I DISORDER, MOST RECENT EPISODE (OR CURRENT) MIXED, UNSPECIFIED	29660
DX_PSYCH	PSYCHOSIS	DX09	296.61	BIPOLAR I DISORDER, MOST RECENT EPISODE (OR CURRENT) MIXED, MILD	29661
DX_PSYCH	PSYCHOSIS	DX09	296.62	BIPOLAR I DISORDER, MOST RECENT EPISODE (OR CURRENT) MIXED, MODERATE	29662
DX_PSYCH	PSYCHOSIS	DX09	296.63	BIPOLAR I DISORDER, MOST RECENT EPISODE (OR CURRENT) MIXED, SEVERE, WITHOUT MENTION OF PSYCHOTIC BEHAVIOR	29663
DX_PSYCH	PSYCHOSIS	DX09	296.64	BIPOLAR I DISORDER, MOST RECENT EPISODE (OR CURRENT) MIXED, SEVERE, SPECIFIED AS WITH PSYCHOTIC BEHAVIOR	29664
DX_PSYCH	PSYCHOSIS	DX09	296.65	BIPOLAR I DISORDER, MOST RECENT EPISODE (OR CURRENT) MIXED, IN PARTIAL OR UNSPECIFIED REMISSION	29665
DX_PSYCH	PSYCHOSIS	DX09	296.66	BIPOLAR I DISORDER, MOST RECENT EPISODE (OR CURRENT) MIXED, IN FULL REMISSION	29666
DX_PSYCH	PSYCHOSIS	DX09	296.7	BIPOLAR I DISORDER, MOST RECENT EPISODE (OR CURRENT) UNSPECIFIED	2967
DX_PSYCH	PSYCHOSIS	DX09	296.8	OTHER AND UNSPECIFIED BIPOLAR DISORDERS	2968
DX_PSYCH	PSYCHOSIS	DX09	296.80	BIPOLAR DISORDER, UNSPECIFIED	29680
DX_PSYCH	PSYCHOSIS	DX09	296.81	ATYPICAL MANIC DISORDER	29681
DX_PSYCH	PSYCHOSIS	DX09	296.82	ATYPICAL DEPRESSIVE DISORDER	29682
DX_PSYCH	PSYCHOSIS	DX09	296.89	OTHER BIPOLAR DISORDERS	29689
DX_PSYCH	PSYCHOSIS	DX09	296.9	OTHER AND UNSPECIFIED EPISODIC MOOD DISORDER	2969
DX_PSYCH	PSYCHOSIS	DX09	296.90	UNSPECIFIED EPISODIC MOOD DISORDER	29690
DX_PSYCH	PSYCHOSIS	DX09	296.99	OTHER SPECIFIED EPISODIC MOOD DISORDER	29699
DX_PSYCH	PSYCHOSIS	DX09	297	PARANOID STATES (DELIUSIONAL DISORDERS)	297
DX_PSYCH	PSYCHOSIS	DX09	297.0	PARANOID STATE, SIMPLE	2970
DX_PSYCH	PSYCHOSIS	DX09	297.1	DELIUSIONAL DISORDER	2971
DX_PSYCH	PSYCHOSIS	DX09	297.2	PARAPHRENIA	2972
DX_PSYCH	PSYCHOSIS	DX09	297.3	SHARED PSYCHOTIC DISORDER	2973
DX_PSYCH	PSYCHOSIS	DX09	297.8	OTHER SPECIFIED PARANOID STATES	2978
DX_PSYCH	PSYCHOSIS	DX09	297.9	UNSPECIFIED PARANOID STATE	2979
DX_PSYCH	PSYCHOSIS	DX09	298	OTHER NONORGANIC PSYCHOSES	298
DX_PSYCH	PSYCHOSIS	DX09	298.0	DEPRESSIVE TYPE PSYCHOSIS	2980
DX_PSYCH	PSYCHOSIS	DX09	298.1	EXCITATIVE TYPE PSYCHOSIS	2981
DX_PSYCH	PSYCHOSIS	DX09	298.2	REACTIVE CONFUSION	2982
DX_PSYCH	PSYCHOSIS	DX09	298.3	ACUTE PARANOID REACTION	2983
DX_PSYCH	PSYCHOSIS	DX09	298.4	PSYCHOGENIC PARANOID PSYCHOSIS	2984
DX_PSYCH	PSYCHOSIS	DX09	298.8	OTHER AND UNSPECIFIED REACTIVE PSYCHOSIS	2988
DX_PSYCH	PSYCHOSIS	DX09	298.9	UNSPECIFIED PSYCHOSIS	2989
DX_PSYCH	PSYCHOSIS	DX09	299.10	CHILDHOOD DISINTEGRATIVE DISORDER, CURRENT OR ACTIVE STATE	29910
DX_PSYCH	PSYCHOSIS	DX09	299.11	CHILDHOOD DISINTEGRATIVE DISORDER, RESIDUAL STATE	29911
DX_PSYCH	PSYCHOSIS	DX10	F06	OTHER MENTAL DISORDERS DUE TO KNOWN PHYSIOLOGICAL CONDITION	F06
DX_PSYCH	PSYCHOSIS	DX10	F06.0	PSYCHOTIC DISORDER WITH HALLUCINATIONS DUE TO KNOWN PHYSIOLOGICAL CONDITION	F060
DX_PSYCH	PSYCHOSIS	DX10	F06.1	CATATONIC DISORDER DUE TO KNOWN PHYSIOLOGICAL CONDITION	F061
DX_PSYCH	PSYCHOSIS	DX10	F06.2	PSYCHOTIC DISORDER WITH DELUSIONS DUE TO KNOWN PHYSIOLOGICAL CONDITION	F062
DX_PSYCH	PSYCHOSIS	DX10	F06.3	MOOD DISORDER DUE TO KNOWN PHYSIOLOGICAL CONDITION	F063
DX_PSYCH	PSYCHOSIS	DX10	F06.30	MOOD DISORDER DUE TO KNOWN PHYSIOLOGICAL CONDITION, UNSPECIFIED	F0630
DX_PSYCH	PSYCHOSIS	DX10	F06.31	MOOD DISORDER DUE TO KNOWN PHYSIOLOGICAL CONDITION WITH DEPRESSIVE FEATURES	F0631
DX_PSYCH	PSYCHOSIS	DX10	F06.32	MOOD DISORDER DUE TO KNOWN PHYSIOLOGICAL CONDITION WITH MAJOR DEPRESSIVE-LIKE EPISODE	F0632
DX_PSYCH	PSYCHOSIS	DX10	F06.33	MOOD DISORDER DUE TO KNOWN PHYSIOLOGICAL CONDITION WITH MANIC FEATURES	F0633
DX_PSYCH	PSYCHOSIS	DX10	F06.34	MOOD DISORDER DUE TO KNOWN PHYSIOLOGICAL CONDITION WITH MIXED FEATURES	F0634
DX_PSYCH	PSYCHOSIS	DX10	F06.4	ANXIETY DISORDER DUE TO KNOWN PHYSIOLOGICAL CONDITION	F064
DX_PSYCH	PSYCHOSIS	DX10	F06.8	OTHER SPECIFIED MENTAL DISORDERS DUE TO KNOWN PHYSIOLOGICAL CONDITION	F068
DX_PSYCH	PSYCHOSIS	DX10	F11.150	OPIOID ABUSE WITH OPIOID-INDUCED PSYCHOTIC DISORDER WITH DELUSIONS	F11150
DX_PSYCH	PSYCHOSIS	DX10	F11.151	OPIOID ABUSE WITH OPIOID-INDUCED PSYCHOTIC DISORDER WITH HALLUCINATIONS	F11151
DX_PSYCH	PSYCHOSIS	DX10	F11.159	OPIOID ABUSE WITH OPIOID-INDUCED PSYCHOTIC DISORDER, UNSPECIFIED	F11159
DX_PSYCH	PSYCHOSIS	DX10	F11.250	OPIOID DEPENDENCE WITH OPIOID-INDUCED PSYCHOTIC DISORDER WITH DELUSIONS	F11250
DX_PSYCH	PSYCHOSIS	DX10	F11.251	OPIOID DEPENDENCE WITH OPIOID-INDUCED PSYCHOTIC DISORDER WITH HALLUCINATIONS	F11251
DX_PSYCH	PSYCHOSIS	DX10	F11.259	OPIOID DEPENDENCE WITH OPIOID-INDUCED PSYCHOTIC DISORDER, UNSPECIFIED	F11259
DX_PSYCH	PSYCHOSIS	DX10	F11.950	OPIOID USE, UNSPECIFIED WITH OPIOID-INDUCED PSYCHOTIC DISORDER WITH DELUSIONS	F11950
DX_PSYCH	PSYCHOSIS	DX10	F11.951	OPIOID USE, UNSPECIFIED WITH OPIOID-INDUCED PSYCHOTIC DISORDER WITH HALLUCINATIONS	F11951
DX_PSYCH	PSYCHOSIS	DX10	F11.959	OPIOID USE, UNSPECIFIED WITH OPIOID-INDUCED PSYCHOTIC DISORDER, UNSPECIFIED	F11959
DX_PSYCH	PSYCHOSIS	DX10	F12.150	CANNABIS ABUSE WITH PSYCHOTIC DISORDER WITH DELUSIONS	F12150
DX_PSYCH	PSYCHOSIS	DX10	F12.151	CANNABIS ABUSE WITH PSYCHOTIC DISORDER WITH HALLUCINATIONS	F12151
DX_PSYCH	PSYCHOSIS	DX10	F12.159	CANNABIS ABUSE WITH PSYCHOTIC DISORDER, UNSPECIFIED	F12159
DX_PSYCH	PSYCHOSIS	DX10	F12.250	CANNABIS DEPENDENCE WITH PSYCHOTIC DISORDER WITH DELUSIONS	F12250
DX_PSYCH	PSYCHOSIS	DX10	F12.251	CANNABIS DEPENDENCE WITH PSYCHOTIC DISORDER WITH HALLUCINATIONS	F12251
DX_PSYCH	PSYCHOSIS	DX10	F12.259	CANNABIS DEPENDENCE WITH PSYCHOTIC DISORDER, UNSPECIFIED	F12259
DX_PSYCH	PSYCHOSIS	DX10	F12.950	CANNABIS USE, UNSPECIFIED WITH PSYCHOTIC DISORDER WITH DELUSIONS	F12950
DX_PSYCH	PSYCHOSIS	DX10	F12.951	CANNABIS USE, UNSPECIFIED WITH PSYCHOTIC DISORDER WITH HALLUCINATIONS	F12951
DX_PSYCH	PSYCHOSIS	DX10	F12.959	CANNABIS USE, UNSPECIFIED WITH PSYCHOTIC DISORDER, UNSPECIFIED	F12959
DX_PSYCH	PSYCHOSIS	DX10	F13.150	SEDATIVE, HYPNOTIC OR ANXIOLYTIC ABUSE WITH SEDATIVE, HYPNOTIC OR ANXIOLYTIC-INDUCED PSYCHOTIC DISORDER WITH DELUSIONS	F13150
DX_PSYCH	PSYCHOSIS	DX10	F13.151	SEDATIVE, HYPNOTIC OR ANXIOLYTIC ABUSE WITH SEDATIVE, HYPNOTIC OR ANXIOLYTIC-INDUCED PSYCHOTIC DISORDER WITH HALLUCINATIONS	F13151
DX_PSYCH	PSYCHOSIS	DX10	F13.159	SEDATIVE, HYPNOTIC OR ANXIOLYTIC ABUSE WITH SEDATIVE, HYPNOTIC OR ANXIOLYTIC-INDUCED PSYCHOTIC DISORDER, UNSPECIFIED	F13159
DX_PSYCH	PSYCHOSIS	DX10	F13.250	SEDATIVE, HYPNOTIC OR ANXIOLYTIC DEPENDENCE WITH SEDATIVE, HYPNOTIC OR ANXIOLYTIC-INDUCED PSYCHOTIC DISORDER WITH DELUSIONS	F13250
DX_PSYCH	PSYCHOSIS	DX10	F13.251	SEDATIVE, HYPNOTIC OR ANXIOLYTIC DEPENDENCE WITH SEDATIVE, HYPNOTIC OR ANXIOLYTIC-INDUCED PSYCHOTIC DISORDER WITH HALLUCINATIONS	F13251
DX_PSYCH	PSYCHOSIS	DX10	F13.259	SEDATIVE, HYPNOTIC OR ANXIOLYTIC DEPENDENCE WITH SEDATIVE, HYPNOTIC OR ANXIOLYTIC-INDUCED PSYCHOTIC DISORDER, UNSPECIFIED	F13259
DX_PSYCH	PSYCHOSIS	DX10	F13.950	SEDATIVE, HYPNOTIC OR ANXIOLYTIC USE, UNSPECIFIED WITH SEDATIVE, HYPNOTIC OR ANXIOLYTIC-INDUCED PSYCHOTIC DISORDER WITH DELUSIONS	F13950
DX_PSYCH	PSYCHOSIS	DX10	F13.951	SEDATIVE, HYPNOTIC OR ANXIOLYTIC USE, UNSPECIFIED WITH SEDATIVE, HYPNOTIC OR ANXIOLYTIC-INDUCED PSYCHOTIC DISORDER WITH HALLUCINATIONS	F13951
DX_PSYCH	PSYCHOSIS	DX10	F13.959	SEDATIVE, HYPNOTIC OR ANXIOLYTIC USE, UNSPECIFIED WITH SEDATIVE, HYPNOTIC OR ANXIOLYTIC-INDUCED PSYCHOTIC DISORDER, UNSPECIFIED	F13959
DX_PSYCH	PSYCHOSIS	DX10	F14.150	COCAINE ABUSE WITH COCAINE-INDUCED PSYCHOTIC DISORDER WITH DELUSIONS	F14150
DX_PSYCH	PSYCHOSIS	DX10	F14.151	COCAINE ABUSE WITH COCAINE-INDUCED PSYCHOTIC DISORDER WITH HALLUCINATIONS	F14151
DX_PSYCH	PSYCHOSIS	DX10	F14.159	COCAINE ABUSE WITH COCAINE-INDUCED PSYCHOTIC DISORDER, UNSPECIFIED	F14159
DX_PSYCH	PSYCHOSIS	DX10	F14.250	COCAINE DEPENDENCE WITH COCAINE-INDUCED PSYCHOTIC DISORDER WITH DELUSIONS	F14250
DX_PSYCH	PSYCHOSIS	DX10	F14.251	COCAINE DEPENDENCE WITH COCAINE-INDUCED PSYCHOTIC DISORDER WITH HALLUCINATIONS	F14251

Boehringer Ingelheim
Statistical and Epidemiological Analysis Plan (SEAP) for Non-Interventional Study
(NIS)
BI Study Number 1245-0228

Proprietary confidential information © 2023 Boehringer Ingelheim International GmbH or one or more of its affiliated companies

DX_PSYCH	PSYCHOSIS	DX10	F14.259	COCAINE DEPENDENCE WITH COCAINE-INDUCED PSYCHOTIC DISORDER, UNSPECIFIED	F14259
DX_PSYCH	PSYCHOSIS	DX10	F14.950	COCAINE USE, UNSPECIFIED WITH COCAINE-INDUCED PSYCHOTIC DISORDER WITH DELUSIONS	F14950
DX_PSYCH	PSYCHOSIS	DX10	F14.951	COCAINE USE, UNSPECIFIED WITH COCAINE-INDUCED PSYCHOTIC DISORDER WITH HALLUCINATIONS	F14951
DX_PSYCH	PSYCHOSIS	DX10	F14.959	COCAINE USE, UNSPECIFIED WITH COCAINE-INDUCED PSYCHOTIC DISORDER, UNSPECIFIED	F14959
DX_PSYCH	PSYCHOSIS	DX10	F15.150	OTHER STIMULANT ABUSE WITH STIMULANT-INDUCED PSYCHOTIC DISORDER WITH DELUSIONS	F15150
DX_PSYCH	PSYCHOSIS	DX10	F15.151	OTHER STIMULANT ABUSE WITH STIMULANT-INDUCED PSYCHOTIC DISORDER WITH HALLUCINATIONS	F15151
DX_PSYCH	PSYCHOSIS	DX10	F15.159	OTHER STIMULANT ABUSE WITH STIMULANT-INDUCED PSYCHOTIC DISORDER, UNSPECIFIED	F15159
DX_PSYCH	PSYCHOSIS	DX10	F15.250	OTHER STIMULANT DEPENDENCE WITH STIMULANT-INDUCED PSYCHOTIC DISORDER WITH DELUSIONS	F15250
DX_PSYCH	PSYCHOSIS	DX10	F15.251	OTHER STIMULANT DEPENDENCE WITH STIMULANT-INDUCED PSYCHOTIC DISORDER WITH HALLUCINATIONS	F15251
DX_PSYCH	PSYCHOSIS	DX10	F15.259	OTHER STIMULANT DEPENDENCE WITH STIMULANT-INDUCED PSYCHOTIC DISORDER, UNSPECIFIED	F15259
DX_PSYCH	PSYCHOSIS	DX10	F15.950	OTHER STIMULANT USE, UNSPECIFIED WITH STIMULANT-INDUCED PSYCHOTIC DISORDER WITH DELUSIONS	F15950
DX_PSYCH	PSYCHOSIS	DX10	F15.951	OTHER STIMULANT USE, UNSPECIFIED WITH STIMULANT-INDUCED PSYCHOTIC DISORDER WITH HALLUCINATIONS	F15951
DX_PSYCH	PSYCHOSIS	DX10	F15.959	OTHER STIMULANT USE, UNSPECIFIED WITH STIMULANT-INDUCED PSYCHOTIC DISORDER, UNSPECIFIED	F15959
DX_PSYCH	PSYCHOSIS	DX10	F16.150	HALLUCINOGEN ABUSE WITH HALLUCINOGEN-INDUCED PSYCHOTIC DISORDER WITH DELUSIONS	F16150
DX_PSYCH	PSYCHOSIS	DX10	F16.151	HALLUCINOGEN ABUSE WITH HALLUCINOGEN-INDUCED PSYCHOTIC DISORDER WITH HALLUCINATIONS	F16151
DX_PSYCH	PSYCHOSIS	DX10	F16.159	HALLUCINOGEN ABUSE WITH HALLUCINOGEN-INDUCED PSYCHOTIC DISORDER, UNSPECIFIED	F16159
DX_PSYCH	PSYCHOSIS	DX10	F16.250	HALLUCINOGEN DEPENDENCE WITH HALLUCINOGEN-INDUCED PSYCHOTIC DISORDER WITH DELUSIONS	F16250
DX_PSYCH	PSYCHOSIS	DX10	F16.251	HALLUCINOGEN DEPENDENCE WITH HALLUCINOGEN-INDUCED PSYCHOTIC DISORDER WITH HALLUCINATIONS	F16251
DX_PSYCH	PSYCHOSIS	DX10	F16.259	HALLUCINOGEN DEPENDENCE WITH HALLUCINOGEN-INDUCED PSYCHOTIC DISORDER, UNSPECIFIED	F16259
DX_PSYCH	PSYCHOSIS	DX10	F16.950	HALLUCINOGEN USE, UNSPECIFIED WITH HALLUCINOGEN-INDUCED PSYCHOTIC DISORDER WITH DELUSIONS	F16950
DX_PSYCH	PSYCHOSIS	DX10	F16.951	HALLUCINOGEN USE, UNSPECIFIED WITH HALLUCINOGEN-INDUCED PSYCHOTIC DISORDER WITH HALLUCINATIONS	F16951
DX_PSYCH	PSYCHOSIS	DX10	F16.959	HALLUCINOGEN USE, UNSPECIFIED WITH HALLUCINOGEN-INDUCED PSYCHOTIC DISORDER, UNSPECIFIED	F16959
DX_PSYCH	PSYCHOSIS	DX10	F18.150	INHALANT ABUSE WITH INHALANT-INDUCED PSYCHOTIC DISORDER WITH DELUSIONS	F18150
DX_PSYCH	PSYCHOSIS	DX10	F18.151	INHALANT ABUSE WITH INHALANT-INDUCED PSYCHOTIC DISORDER WITH HALLUCINATIONS	F18151
DX_PSYCH	PSYCHOSIS	DX10	F18.159	INHALANT ABUSE WITH INHALANT-INDUCED PSYCHOTIC DISORDER, UNSPECIFIED	F18159
DX_PSYCH	PSYCHOSIS	DX10	F18.250	INHALANT DEPENDENCE WITH INHALANT-INDUCED PSYCHOTIC DISORDER WITH DELUSIONS	F18250
DX_PSYCH	PSYCHOSIS	DX10	F18.251	INHALANT DEPENDENCE WITH INHALANT-INDUCED PSYCHOTIC DISORDER WITH HALLUCINATIONS	F18251
DX_PSYCH	PSYCHOSIS	DX10	F18.259	INHALANT DEPENDENCE WITH INHALANT-INDUCED PSYCHOTIC DISORDER, UNSPECIFIED	F18259
DX_PSYCH	PSYCHOSIS	DX10	F18.950	INHALANT USE, UNSPECIFIED WITH INHALANT-INDUCED PSYCHOTIC DISORDER WITH DELUSIONS	F18950
DX_PSYCH	PSYCHOSIS	DX10	F18.951	INHALANT USE, UNSPECIFIED WITH INHALANT-INDUCED PSYCHOTIC DISORDER WITH HALLUCINATIONS	F18951
DX_PSYCH	PSYCHOSIS	DX10	F18.959	INHALANT USE, UNSPECIFIED WITH INHALANT-INDUCED PSYCHOTIC DISORDER, UNSPECIFIED	F18959
DX_PSYCH	PSYCHOSIS	DX10	F19.150	OTHER PSYCHOACTIVE SUBSTANCE ABUSE WITH PSYCHOACTIVE SUBSTANCE-INDUCED PSYCHOTIC DISORDER WITH DELUSIONS	F19150
DX_PSYCH	PSYCHOSIS	DX10	F19.151	OTHER PSYCHOACTIVE SUBSTANCE ABUSE WITH PSYCHOACTIVE SUBSTANCE-INDUCED PSYCHOTIC DISORDER WITH HALLUCINATIONS	F19151
DX_PSYCH	PSYCHOSIS	DX10	F19.159	OTHER PSYCHOACTIVE SUBSTANCE ABUSE WITH PSYCHOACTIVE SUBSTANCE-INDUCED PSYCHOTIC DISORDER, UNSPECIFIED	F19159
DX_PSYCH	PSYCHOSIS	DX10	F19.250	OTHER PSYCHOACTIVE SUBSTANCE DEPENDENCE WITH PSYCHOACTIVE SUBSTANCE-INDUCED PSYCHOTIC DISORDER WITH DELUSIONS	F19250
DX_PSYCH	PSYCHOSIS	DX10	F19.251	OTHER PSYCHOACTIVE SUBSTANCE DEPENDENCE WITH PSYCHOACTIVE SUBSTANCE-INDUCED PSYCHOTIC DISORDER WITH HALLUCINATIONS	F19251
DX_PSYCH	PSYCHOSIS	DX10	F19.259	OTHER PSYCHOACTIVE SUBSTANCE DEPENDENCE WITH PSYCHOACTIVE SUBSTANCE-INDUCED PSYCHOTIC DISORDER, UNSPECIFIED	F19259
DX_PSYCH	PSYCHOSIS	DX10	F19.950	OTHER PSYCHOACTIVE SUBSTANCE USE, UNSPECIFIED WITH PSYCHOACTIVE SUBSTANCE-INDUCED PSYCHOTIC DISORDER WITH DELUSIONS	F19950
DX_PSYCH	PSYCHOSIS	DX10	F19.951	OTHER PSYCHOACTIVE SUBSTANCE USE, UNSPECIFIED WITH PSYCHOACTIVE SUBSTANCE-INDUCED PSYCHOTIC DISORDER WITH HALLUCINATIONS	F19951
DX_PSYCH	PSYCHOSIS	DX10	F19.959	OTHER PSYCHOACTIVE SUBSTANCE USE, UNSPECIFIED WITH PSYCHOACTIVE SUBSTANCE-INDUCED PSYCHOTIC DISORDER, UNSPECIFIED	F19959
DX_PSYCH	PSYCHOSIS	DX10	F20	SCHIZOPHRENIA	F20
DX_PSYCH	PSYCHOSIS	DX10	F20.0	PARANOID SCHIZOPHRENIA	F200
DX_PSYCH	PSYCHOSIS	DX10	F20.1	DISORGANIZED SCHIZOPHRENIA	F201
DX_PSYCH	PSYCHOSIS	DX10	F20.2	CATATONIC SCHIZOPHRENIA	F202
DX_PSYCH	PSYCHOSIS	DX10	F20.3	UNDIFFERENTIATED SCHIZOPHRENIA	F203
DX_PSYCH	PSYCHOSIS	DX10	F20.5	RESIDUAL SCHIZOPHRENIA	F205
DX_PSYCH	PSYCHOSIS	DX10	F20.8	OTHER SCHIZOPHRENIA	F208
DX_PSYCH	PSYCHOSIS	DX10	F20.81	SCHIZOPHRENIFORM DISORDER	F2081
DX_PSYCH	PSYCHOSIS	DX10	F20.89	OTHER SCHIZOPHRENIA	F2089
DX_PSYCH	PSYCHOSIS	DX10	F20.9	SCHIZOPHRENIA, UNSPECIFIED	F209
DX_PSYCH	PSYCHOSIS	DX10	F21	SCHIZOTYPAL DISORDER	F21
DX_PSYCH	PSYCHOSIS	DX10	F22	DELUSIONAL DISORDERS	F22
DX_PSYCH	PSYCHOSIS	DX10	F23	BRIEF PSYCHOTIC DISORDER	F23
DX_PSYCH	PSYCHOSIS	DX10	F24	SHARED PSYCHOTIC DISORDER	F24
DX_PSYCH	PSYCHOSIS	DX10	F25	SCHIZOAFFECTIVE DISORDERS	F25
DX_PSYCH	PSYCHOSIS	DX10	F25.0	SCHIZOAFFECTIVE DISORDER, BIPOLAR TYPE	F250
DX_PSYCH	PSYCHOSIS	DX10	F25.1	SCHIZOAFFECTIVE DISORDER, DEPRESSIVE TYPE	F251
DX_PSYCH	PSYCHOSIS	DX10	F25.8	OTHER SCHIZOAFFECTIVE DISORDERS	F258
DX_PSYCH	PSYCHOSIS	DX10	F25.9	SCHIZOAFFECTIVE DISORDER, UNSPECIFIED	F259
DX_PSYCH	PSYCHOSIS	DX10	F28	OTHER PSYCHOTIC DISORDER NOT DUE TO A SUBSTANCE OR KNOWN PHYSIOLOGICAL CONDITION	F28
DX_PSYCH	PSYCHOSIS	DX10	F29	UNSPECIFIED PSYCHOSIS NOT DUE TO A SUBSTANCE OR KNOWN PHYSIOLOGICAL CONDITION	F29
DX_PSYCH	PSYCHOSIS	DX10	F30.10	MANIC EPISODE WITHOUT PSYCHOTIC SYMPTOMS, UNSPECIFIED	F3010
DX_PSYCH	PSYCHOSIS	DX10	F30.11	MANIC EPISODE WITHOUT PSYCHOTIC SYMPTOMS, MILD	F3011
DX_PSYCH	PSYCHOSIS	DX10	F30.12	MANIC EPISODE WITHOUT PSYCHOTIC SYMPTOMS, MODERATE	F3012
DX_PSYCH	PSYCHOSIS	DX10	F30.13	MANIC EPISODE, SEVERE, WITHOUT PSYCHOTIC SYMPTOMS	F3013
DX_PSYCH	PSYCHOSIS	DX10	F30.2	MANIC EPISODE, SEVERE WITH PSYCHOTIC SYMPTOMS	F302

Boehringer Ingelheim Statistical and Epidemiological Analysis Plan (SEAP) for Non-Interventional Study (NIS) BI Study Number 1245-0228

c39712001-02

Proprietary confidential information © 2023 Boehringer Ingelheim International GmbH or one or more of its affiliated companies

DX_PSYCH	PSYCHOSIS	DX10	F30.3	MANIC EPISODE IN PARTIAL REMISSION	F303
DX_PSYCH	PSYCHOSIS	DX10	F30.4	MANIC EPISODE IN FULL REMISSION	F304
DX_PSYCH	PSYCHOSIS	DX10	F30.8	OTHER MANIC EPISODES	F308
DX_PSYCH	PSYCHOSIS	DX10	F30.9	MANIC EPISODE, UNSPECIFIED	F309
DX_PSYCH	PSYCHOSIS	DX10	F31.0	BIPOLAR DISORDER, CURRENT EPISODE HYPOMANIC	F310
DX_PSYCH	PSYCHOSIS	DX10	F31.10	BIPOLAR DISORDER, CURRENT EPISODE MANIC WITHOUT PSYCHOTIC FEATURES, UNSPECIFIED	F3110
DX_PSYCH	PSYCHOSIS	DX10	F31.11	BIPOLAR DISORDER, CURRENT EPISODE MANIC WITHOUT PSYCHOTIC FEATURES, MILD	F3111
DX_PSYCH	PSYCHOSIS	DX10	F31.12	BIPOLAR DISORDER, CURRENT EPISODE MANIC WITHOUT PSYCHOTIC FEATURES, MODERATE	F3112
DX_PSYCH	PSYCHOSIS	DX10	F31.13	BIPOLAR DISORDER, CURRENT EPISODE MANIC WITHOUT PSYCHOTIC FEATURES, SEVERE	F3113
DX_PSYCH	PSYCHOSIS	DX10	F31.2	BIPOLAR DISORDER, CURRENT EPISODE MANIC SEVERE WITH PSYCHOTIC FEATURES	F312
DX_PSYCH	PSYCHOSIS	DX10	F31.30	BIPOLAR DISORDER, CURRENT EPISODE DEPRESSED, MILD OR MODERATE SEVERITY, UNSPECIFIED	F3130
DX_PSYCH	PSYCHOSIS	DX10	F31.31	BIPOLAR DISORDER, CURRENT EPISODE DEPRESSED, MILD	F3131
DX_PSYCH	PSYCHOSIS	DX10	F31.32	BIPOLAR DISORDER, CURRENT EPISODE DEPRESSED, MODERATE	F3132
DX_PSYCH	PSYCHOSIS	DX10	F31.4	BIPOLAR DISORDER, CURRENT EPISODE DEPRESSED, SEVERE, WITHOUT PSYCHOTIC FEATURES	F314
DX_PSYCH	PSYCHOSIS	DX10	F31.5	BIPOLAR DISORDER, CURRENT EPISODE DEPRESSED, SEVERE, WITH PSYCHOTIC FEATURES	F315
DX_PSYCH	PSYCHOSIS	DX10	F31.60	BIPOLAR DISORDER, CURRENT EPISODE MIXED, UNSPECIFIED	F3160
DX_PSYCH	PSYCHOSIS	DX10	F31.61	BIPOLAR DISORDER, CURRENT EPISODE MIXED, MILD	F3161
DX_PSYCH	PSYCHOSIS	DX10	F31.62	BIPOLAR DISORDER, CURRENT EPISODE MIXED, MODERATE	F3162
DX_PSYCH	PSYCHOSIS	DX10	F31.63	BIPOLAR DISORDER, CURRENT EPISODE MIXED, SEVERE, WITHOUT PSYCHOTIC FEATURES	F3163
DX_PSYCH	PSYCHOSIS	DX10	F31.64	BIPOLAR DISORDER, CURRENT EPISODE MIXED, SEVERE, WITH PSYCHOTIC FEATURES	F3164
DX_PSYCH	PSYCHOSIS	DX10	F31.70	BIPOLAR DISORDER, CURRENTLY IN REMISSION, MOST RECENT EPISODE UNSPECIFIED	F3170
DX_PSYCH	PSYCHOSIS	DX10	F31.71	BIPOLAR DISORDER, IN PARTIAL REMISSION, MOST RECENT EPISODE HYPOMANIC	F3171
DX_PSYCH	PSYCHOSIS	DX10	F31.72	BIPOLAR DISORDER, IN FULL REMISSION, MOST RECENT EPISODE HYPOMANIC	F3172
DX_PSYCH	PSYCHOSIS	DX10	F31.73	BIPOLAR DISORDER, IN PARTIAL REMISSION, MOST RECENT EPISODE MANIC	F3173
DX_PSYCH	PSYCHOSIS	DX10	F31.74	BIPOLAR DISORDER, IN FULL REMISSION, MOST RECENT EPISODE MANIC	F3174
DX_PSYCH	PSYCHOSIS	DX10	F31.75	BIPOLAR DISORDER, IN PARTIAL REMISSION, MOST RECENT EPISODE DEPRESSED	F3175
DX_PSYCH	PSYCHOSIS	DX10	F31.76	BIPOLAR DISORDER, IN FULL REMISSION, MOST RECENT EPISODE DEPRESSED	F3176
DX_PSYCH	PSYCHOSIS	DX10	F31.77	BIPOLAR DISORDER, IN PARTIAL REMISSION, MOST RECENT EPISODE MIXED	F3177
DX_PSYCH	PSYCHOSIS	DX10	F31.78	BIPOLAR DISORDER, IN FULL REMISSION, MOST RECENT EPISODE MIXED	F3178
DX_PSYCH	PSYCHOSIS	DX10	F31.81	BIPOLAR II DISORDER	F3181
DX_PSYCH	PSYCHOSIS	DX10	F31.89	OTHER BIPOLAR DISORDER	F3189
DX_PSYCH	PSYCHOSIS	DX10	F31.9	BIPOLAR DISORDER, UNSPECIFIED	F319
DX_PSYCH	PSYCHOSIS	DX10	F32.3	MAJOR DEPRESSIVE DISORDER, SINGLE EPISODE, SEVERE WITH PSYCHOTIC FEATURES	F323
DX_PSYCH	PSYCHOSIS	DX10	F32.4	MAJOR DEPRESSIVE DISORDER, SINGLE EPISODE, IN PARTIAL REMISSION	F324
DX_PSYCH	PSYCHOSIS	DX10	F32.5	MAJOR DEPRESSIVE DISORDER, SINGLE EPISODE, IN FULL REMISSION	F325
DX_PSYCH	PSYCHOSIS	DX10	F33.3	MAJOR DEPRESSIVE DISORDER, RECURRENT, SEVERE WITH PSYCHOTIC SYMPTOMS	F333
DX_PSYCH	PSYCHOSIS	DX10	F33.40	MAJOR DEPRESSIVE DISORDER, RECURRENT, IN REMISSION, UNSPECIFIED	F3340
DX_PSYCH	PSYCHOSIS	DX10	F33.41	MAJOR DEPRESSIVE DISORDER, RECURRENT, IN PARTIAL REMISSION	F3341
DX_PSYCH	PSYCHOSIS	DX10	F33.42	MAJOR DEPRESSIVE DISORDER, RECURRENT, IN FULL REMISSION	F3342
DX_PSYCH	PSYCHOSIS	DX10	F34.0	CYCLOTHYMIC DISORDER	F340
DX_PSYCH	PSYCHOSIS	DX10	F34.8	OTHER PERSISTENT MOOD [AFFECTIVE] DISORDERS	F348
DX_PSYCH	PSYCHOSIS	DX10	F34.81	DISRUPTIVE MOOD DYSREGULATION DISORDER	F3481
DX_PSYCH	PSYCHOSIS	DX10	F34.89	OTHER SPECIFIED PERSISTENT MOOD DISORDERS	F3489
DX_PSYCH	PSYCHOSIS	DX10	F34.9	PERSISTENT MOOD [AFFECTIVE] DISORDER, UNSPECIFIED	F349
DX_PSYCH	PSYCHOSIS	DX10	F39	UNSPECIFIED MOOD [AFFECTIVE] DISORDER	F39
DX_PSYCH	PSYCHOSIS	DX10	F44.89	OTHER DISSOCIATIVE AND CONVERSION DISORDERS	F4489
DX_PSYCH	PSYCHOSIS	DX10	F53	MENTAL AND BEHAVIORAL DISORDERS ASSOCIATED WITH THE PUERPERIUM, NOT ELSEWHERE CLASSIFIED	F53
DX_PSYCH	PSYCHOSIS	DX10	F53.0	POSTPARTUM DEPRESSION	F530
DX_PSYCH	PSYCHOSIS	DX10	F53.1	PUERPERAL PSYCHOSIS	F531
DX_PSYCH	PSYCHOSIS	DX10	F84.3	OTHER CHILDHOOD DISINTEGRATIVE DISORDER	F843
DX_PULMO_HTN	PULMONARY HYPERTENSION	DX09	416.0	PRIMARY PULMONARY HYPERTENSION	4160
DX_PULMO_HTN	PULMONARY HYPERTENSION	DX09	416.8	OTHER CHRONIC PULMONARY HEART DISEASES	4168
DX_PULMO_HTN	PULMONARY HYPERTENSION	DX10	I27.0	PRIMARY PULMONARY HYPERTENSION	I270
DX_PULMO_HTN	PULMONARY HYPERTENSION	DX10	I27.20	PULMONARY HYPERTENSION, UNSPECIFIED	I2720
DX_PULMO_HTN	PULMONARY HYPERTENSION	DX10	I27.21	SECONDARY PULMONARY ARTERIAL HYPERTENSION	I2721
DX_PULMO_HTN	PULMONARY HYPERTENSION	DX10	I27.22	PULMONARY HYPERTENSION DUE TO LEFT HEART DISEASE	I2722
DX_PULMO_HTN	PULMONARY HYPERTENSION	DX10	I27.23	PULMONARY HYPERTENSION DUE TO LUNG DISEASES AND HYPOXIA	I2723
DX_PULMO_HTN	PULMONARY HYPERTENSION	DX10	I27.24	CHRONIC THROMBOEMBOLIC PULMONARY HYPERTENSION	I2724
DX_PULMO_HTN	PULMONARY HYPERTENSION	DX10	I27.29	OTHER SECONDARY PULMONARY HYPERTENSION	I2729
DX_PYELO	PYELONEPHRITIS	DX09	590.80	PYELONEPHRITIS, UNSPECIFIED	59080
DX_PYELO	PYELONEPHRITIS	DX10	N13.6	PYONEPHROSIS	N136
DX_SEPSIS	SEPSIS	DX09	038.0	STREPTOCOCCAL SEPTICEMIA	380
DX_SEPSIS	SEPSIS	DX09	038.10	STAPHYLOCOCCAL SEPTICEMIA, UNSPECIFIED	3810
DX_SEPSIS	SEPSIS	DX09	038.11	METHICILLIN SUSCEPTIBLE STAPHYLOCOCCUS AUREUS SEPTICEMIA	3811
DX_SEPSIS	SEPSIS	DX09	038.12	METHICILLIN RESISTANT STAPHYLOCOCCUS AUREUS SEPTICEMIA	3812
DX_SEPSIS	SEPSIS	DX09	038.19	OTHER STAPHYLOCOCCAL SEPTICEMIA	3819
DX_SEPSIS	SEPSIS	DX09	038.2	PNEUMOCOCCAL SEPTICEMIA [STREPTOCOCCUS PNEUMONIAE SEPTICEMIA]	382
DX_SEPSIS	SEPSIS	DX09	038.3	SEPTICEMIA DUE TO ANAEROBES	383
DX_SEPSIS	SEPSIS	DX09	038.40	SEPTICEMIA DUE TO GRAM-NEGATIVE ORGANISM, UNSPECIFIED	3840
DX_SEPSIS	SEPSIS	DX09	038.41	SEPTICEMIA DUE TO HEMOPHILUS INFLUENZAE [H. INFLUENZAE]	3841
DX_SEPSIS	SEPSIS	DX09	038.42	SEPTICEMIA DUE TO ESCHERICHIA COLI [E. COLI]	3842
DX_SEPSIS	SEPSIS	DX09	038.43	SEPTICEMIA DUE TO PSEUDOMONAS	3843
DX_SEPSIS	SEPSIS	DX09	038.44	SEPTICEMIA DUE TO SERRATIA	3844
DX_SEPSIS	SEPSIS	DX09	038.49	OTHER SEPTICEMIA DUE TO GRAM-NEGATIVE ORGANISMS	3849
DX_SEPSIS	SEPSIS	DX09	038.8	OTHER SPECIFIED SEPTICEMIAS	388
DX_SEPSIS	SEPSIS	DX09	038.9	UNSPECIFIED SEPTICEMIA	389
DX_SEPSIS	SEPSIS	DX09	995.91	SEPSIS	99591
DX_SEPSIS	SEPSIS	DX10	A40	STREPTOCOCCAL SEPSIS	A40
DX_SEPSIS	SEPSIS	DX10	A40.0	SEPSIS DUE TO STREPTOCOCCUS, GROUP A	A400
DX_SEPSIS	SEPSIS	DX10	A40.1	SEPSIS DUE TO STREPTOCOCCUS, GROUP B	A401
DX_SEPSIS	SEPSIS	DX10	A40.3	SEPSIS DUE TO STREPTOCOCCUS PNEUMONIAE	A403
DX_SEPSIS	SEPSIS	DX10	A40.8	OTHER STREPTOCOCCAL SEPSIS	A408
DX_SEPSIS	SEPSIS	DX10	A40.9	STREPTOCOCCAL SEPSIS, UNSPECIFIED	A409
DX_SEPSIS	SEPSIS	DX10	A41	OTHER SEPSIS	A41
DX_SEPSIS	SEPSIS	DX10	A41.0	SEPSIS DUE TO STAPHYLOCOCCUS AUREUS	A410
DX_SEPSIS	SEPSIS	DX10	A41.01	SEPSIS DUE TO METHICILLIN SUSCEPTIBLE STAPHYLOCOCCUS AUREUS	A4101
DX_SEPSIS	SEPSIS	DX10	A41.02	SEPSIS DUE TO METHICILLIN RESISTANT STAPHYLOCOCCUS AUREUS	A4102
DX_SEPSIS	SEPSIS	DX10	A41.1	SEPSIS DUE TO OTHER SPECIFIED STAPHYLOCOCCUS	A411
DX_SEPSIS	SEPSIS	DX10	A41.2	SEPSIS DUE TO UNSPECIFIED STAPHYLOCOCCUS	A412
DX_SEPSIS	SEPSIS	DX10	A41.3	SEPSIS DUE TO HEMOPHILUS INFLUENZAE	A413
DX_SEPSIS	SEPSIS	DX10	A41.4	SEPSIS DUE TO ANAEROBES	A414
DX_SEPSIS	SEPSIS	DX10	A41.5	SEPSIS DUE TO OTHER GRAM-NEGATIVE ORGANISMS	A415
DX_SEPSIS	SEPSIS	DX10	A41.50	GRAM-NEGATIVE SEPSIS, UNSPECIFIED	A4150
DX_SEPSIS	SEPSIS	DX10	A41.51	SEPSIS DUE TO ESCHERICHIA COLI [E. COLI]	A4151
DX_SEPSIS	SEPSIS	DX10	A41.52	SEPSIS DUE TO PSEUDOMONAS	A4152
DX_SEPSIS	SEPSIS	DX10	A41.53	SEPSIS DUE TO SERRATIA	A4153
DX_SEPSIS	SEPSIS	DX10	A41.59	OTHER GRAM-NEGATIVE SEPSIS	A4159

Boehringer Ingelheim Statistical and Epidemiological Analysis Plan (SEAP) for Non-Interventional Study (NIS) BI Study Number 1245-0228

Proprietary confidential information © 2023 Boehringer Ingelheim International GmbH or one or more of its affiliated companies

Table with columns for DX code, Sepsis/Infection type, DX code, A41/A20 codes, and descriptions of conditions like SEPSIS, SEVERE HYPOGLYCEMIA, SKIN INFECTIONS, etc.

Boehringer Ingelheim Statistical and Epidemiological Analysis Plan (SEAP) for Non-Interventional Study (NIS) BI Study Number 1245-0228

Proprietary confidential information © 2023 Boehringer Ingelheim International GmbH or one or more of its affiliated companies

Table with columns for DX_SKIN_INF, SKIN INFECTIONS, DX10, A43.1, CUTANEOUS NOCARDIOSIS, and A431. The table lists various medical conditions and their corresponding codes, such as ERYSIPELAS, STAPHYLOCOCCAL SCALDED SKIN SYNDROME, and various types of furuncles and carbuncles.

Boehringer Ingelheim
Statistical and Epidemiological Analysis Plan (SEAP) for Non-Interventional Study
(NIS)
BI Study Number 1245-0228

Proprietary confidential information © 2023 Boehringer Ingelheim International GmbH or one or more of its affiliated companies

DX_SKIN_INF	SKIN INFECTIONS	DX10	L03.113	CELLULITIS OF RIGHT UPPER LIMB	L03113
DX_SKIN_INF	SKIN INFECTIONS	DX10	L03.114	CELLULITIS OF LEFT UPPER LIMB	L03114
DX_SKIN_INF	SKIN INFECTIONS	DX10	L03.115	CELLULITIS OF RIGHT LOWER LIMB	L03115
DX_SKIN_INF	SKIN INFECTIONS	DX10	L03.116	CELLULITIS OF LEFT LOWER LIMB	L03116
DX_SKIN_INF	SKIN INFECTIONS	DX10	L03.119	CELLULITIS OF UNSPECIFIED PART OF LIMB	L03119
DX_SKIN_INF	SKIN INFECTIONS	DX10	L03.121	ACUTE LYMPHANGITIS OF RIGHT AXILLA	L03121
DX_SKIN_INF	SKIN INFECTIONS	DX10	L03.122	ACUTE LYMPHANGITIS OF LEFT AXILLA	L03122
DX_SKIN_INF	SKIN INFECTIONS	DX10	L03.123	ACUTE LYMPHANGITIS OF RIGHT UPPER LIMB	L03123
DX_SKIN_INF	SKIN INFECTIONS	DX10	L03.124	ACUTE LYMPHANGITIS OF LEFT UPPER LIMB	L03124
DX_SKIN_INF	SKIN INFECTIONS	DX10	L03.125	ACUTE LYMPHANGITIS OF RIGHT LOWER LIMB	L03125
DX_SKIN_INF	SKIN INFECTIONS	DX10	L03.126	ACUTE LYMPHANGITIS OF LEFT LOWER LIMB	L03126
DX_SKIN_INF	SKIN INFECTIONS	DX10	L03.129	ACUTE LYMPHANGITIS OF UNSPECIFIED PART OF LIMB	L03129
DX_SKIN_INF	SKIN INFECTIONS	DX10	L03.211	CELLULITIS OF FACE	L03211
DX_SKIN_INF	SKIN INFECTIONS	DX10	L03.212	ACUTE LYMPHANGITIS OF FACE	L03212
DX_SKIN_INF	SKIN INFECTIONS	DX10	L03.213	PERIORBITAL CELLULITIS	L03213
DX_SKIN_INF	SKIN INFECTIONS	DX10	L03.221	CELLULITIS OF NECK	L03221
DX_SKIN_INF	SKIN INFECTIONS	DX10	L03.222	ACUTE LYMPHANGITIS OF NECK	L03222
DX_SKIN_INF	SKIN INFECTIONS	DX10	L03.311	CELLULITIS OF ABDOMINAL WALL	L03311
DX_SKIN_INF	SKIN INFECTIONS	DX10	L03.312	CELLULITIS OF BACK [ANY PART EXCEPT BUTTOCK]	L03312
DX_SKIN_INF	SKIN INFECTIONS	DX10	L03.313	CELLULITIS OF CHEST WALL	L03313
DX_SKIN_INF	SKIN INFECTIONS	DX10	L03.314	CELLULITIS OF GROIN	L03314
DX_SKIN_INF	SKIN INFECTIONS	DX10	L03.315	CELLULITIS OF PERINEUM	L03315
DX_SKIN_INF	SKIN INFECTIONS	DX10	L03.316	CELLULITIS OF UMBILICUS	L03316
DX_SKIN_INF	SKIN INFECTIONS	DX10	L03.317	CELLULITIS OF BUTTOCK	L03317
DX_SKIN_INF	SKIN INFECTIONS	DX10	L03.319	CELLULITIS OF TRUNK, UNSPECIFIED	L03319
DX_SKIN_INF	SKIN INFECTIONS	DX10	L03.811	CELLULITIS OF HEAD [ANY PART, EXCEPT FACE]	L03811
DX_SKIN_INF	SKIN INFECTIONS	DX10	L03.819	CELLULITIS OF OTHER SITES	L03819
DX_SKIN_INF	SKIN INFECTIONS	DX10	L03.90	CELLULITIS, UNSPECIFIED	L0390
DX_SKIN_INF	SKIN INFECTIONS	DX10	L05.01	PILONIDAL CYST WITH ABSCESS	L0501
DX_SKIN_INF	SKIN INFECTIONS	DX10	L05.02	PILONIDAL SINUS WITH ABSCESS	L0502
DX_SKIN_INF	SKIN INFECTIONS	DX10	L05.01	PILONIDAL CYST WITHOUT ABSCESS	L0501
DX_SKIN_INF	SKIN INFECTIONS	DX10	L05.02	PILONIDAL SINUS WITHOUT ABSCESS	L0502
DX_SKIN_INF	SKIN INFECTIONS	DX10	L08.0	PYODERMA	L080
DX_SKIN_INF	SKIN INFECTIONS	DX10	L08.1	ERYTHRASMA	L081
DX_SKIN_INF	SKIN INFECTIONS	DX10	L08.81	PYODERMA VEGETANS	L0881
DX_SKIN_INF	SKIN INFECTIONS	DX10	L08.89	OTHER SPECIFIED LOCAL INFECTIONS OF THE SKIN AND SUBCUTANEOUS TISSUE	L0889
DX_SKIN_INF	SKIN INFECTIONS	DX10	L08.9	LOCAL INFECTION OF THE SKIN AND SUBCUTANEOUS TISSUE, UNSPECIFIED	L089
DX_SKIN_INF	SKIN INFECTIONS	DX10	L30.3	INFECTIVE DERMATITIS	L303
DX_SLEEP	SLEEP DISORDERS	DX09	327.20	ORGANIC SLEEP APNEA, UNSPECIFIED	32720
DX_SLEEP	SLEEP DISORDERS	DX09	327.21	PRIMARY CENTRAL SLEEP APNEA	32721
DX_SLEEP	SLEEP DISORDERS	DX09	327.23	OBSTRUCTIVE SLEEP APNEA (ADULT)(PEDIATRIC)	32723
DX_SLEEP	SLEEP DISORDERS	DX09	327.27	CENTRAL SLEEP APNEA IN CONDITIONS CLASSIFIED ELSEWHERE	32727
DX_SLEEP	SLEEP DISORDERS	DX09	327.29	OTHER ORGANIC SLEEP APNEA	32729
DX_SLEEP	SLEEP DISORDERS	DX09	780.51	INSOMNIA WITH SLEEP APNEA, UNSPECIFIED	78051
DX_SLEEP	SLEEP DISORDERS	DX09	780.53	HYPERSOMNIA WITH SLEEP APNEA, UNSPECIFIED	78053
DX_SLEEP	SLEEP DISORDERS	DX09	780.57	UNSPECIFIED SLEEP APNEA	78057
DX_SLEEP	SLEEP DISORDERS	DX10	F51.01	PRIMARY INSOMNIA	F5101
DX_SLEEP	SLEEP DISORDERS	DX10	F51.02	ADJUSTMENT INSOMNIA	F5102
DX_SLEEP	SLEEP DISORDERS	DX10	F51.03	PARADOXICAL INSOMNIA	F5103
DX_SLEEP	SLEEP DISORDERS	DX10	F51.04	PSYCHOPHYSIOLOGIC INSOMNIA	F5104
DX_SLEEP	SLEEP DISORDERS	DX10	F51.05	INSOMNIA DUE TO OTHER MENTAL DISORDER	F5105
DX_SLEEP	SLEEP DISORDERS	DX10	F51.09	OTHER INSOMNIA NOT DUE TO A SUBSTANCE OR KNOWN PHYSIOLOGICAL CONDITION	F5109
DX_SLEEP	SLEEP DISORDERS	DX10	F51.11	PRIMARY HYPERSOMNIA	F5111
DX_SLEEP	SLEEP DISORDERS	DX10	F51.12	INSUFFICIENT SLEEP SYNDROME	F5112
DX_SLEEP	SLEEP DISORDERS	DX10	F51.13	HYPERSOMNIA DUE TO OTHER MENTAL DISORDER	F5113
DX_SLEEP	SLEEP DISORDERS	DX10	F51.19	OTHER HYPERSOMNIA NOT DUE TO A SUBSTANCE OR KNOWN PHYSIOLOGICAL CONDITION	F5119
DX_SLEEP	SLEEP DISORDERS	DX10	F51.3	SLEEPWALKING [SOMNAMBULISM]	F513
DX_SLEEP	SLEEP DISORDERS	DX10	F51.4	SLEEP TERRORS [NIGHT TERRORS]	F514
DX_SLEEP	SLEEP DISORDERS	DX10	F51.5	NIGHTMARE DISORDER	F515
DX_SLEEP	SLEEP DISORDERS	DX10	F51.8	OTHER SLEEP DISORDERS NOT DUE TO A SUBSTANCE OR KNOWN PHYSIOLOGICAL CONDITION	F518
DX_SLEEP	SLEEP DISORDERS	DX10	F51.9	SLEEP DISORDER NOT DUE TO A SUBSTANCE OR KNOWN PHYSIOLOGICAL CONDITION, UNSPECIFIED	F519
DX_SLEEP	SLEEP DISORDERS	DX10	G25.81	RESTLESS LEGS SYNDROME	G2581
DX_SLEEP	SLEEP DISORDERS	DX10	G47.00	INSOMNIA, UNSPECIFIED	G4700
DX_SLEEP	SLEEP DISORDERS	DX10	G47.01	INSOMNIA DUE TO MEDICAL CONDITION	G4701
DX_SLEEP	SLEEP DISORDERS	DX10	G47.09	OTHER INSOMNIA	G4709
DX_SLEEP	SLEEP DISORDERS	DX10	G47.10	HYPERSOMNIA, UNSPECIFIED	G4710
DX_SLEEP	SLEEP DISORDERS	DX10	G47.11	IDIOPATHIC HYPERSOMNIA WITH LONG SLEEP TIME	G4711
DX_SLEEP	SLEEP DISORDERS	DX10	G47.12	IDIOPATHIC HYPERSOMNIA WITHOUT LONG SLEEP TIME	G4712
DX_SLEEP	SLEEP DISORDERS	DX10	G47.13	RECURRENT HYPERSOMNIA	G4713
DX_SLEEP	SLEEP DISORDERS	DX10	G47.14	HYPERSOMNIA DUE TO MEDICAL CONDITION	G4714
DX_SLEEP	SLEEP DISORDERS	DX10	G47.19	OTHER HYPERSOMNIA	G4719
DX_SLEEP	SLEEP DISORDERS	DX10	G47.20	CIRCADIAN RHYTHM SLEEP DISORDER, UNSPECIFIED TYPE	G4720
DX_SLEEP	SLEEP DISORDERS	DX10	G47.21	CIRCADIAN RHYTHM SLEEP DISORDER, DELAYED SLEEP PHASE TYPE	G4721
DX_SLEEP	SLEEP DISORDERS	DX10	G47.22	CIRCADIAN RHYTHM SLEEP DISORDER, ADVANCED SLEEP PHASE TYPE	G4722
DX_SLEEP	SLEEP DISORDERS	DX10	G47.23	CIRCADIAN RHYTHM SLEEP DISORDER, IRREGULAR SLEEP WAKE TYPE	G4723
DX_SLEEP	SLEEP DISORDERS	DX10	G47.24	CIRCADIAN RHYTHM SLEEP DISORDER, FREE RUNNING TYPE	G4724
DX_SLEEP	SLEEP DISORDERS	DX10	G47.25	CIRCADIAN RHYTHM SLEEP DISORDER, JET LAG TYPE	G4725
DX_SLEEP	SLEEP DISORDERS	DX10	G47.26	CIRCADIAN RHYTHM SLEEP DISORDER, SHIFT WORK TYPE	G4726
DX_SLEEP	SLEEP DISORDERS	DX10	G47.29	OTHER CIRCADIAN RHYTHM SLEEP DISORDER	G4729
DX_SLEEP	SLEEP DISORDERS	DX10	G47.30	SLEEP APNEA, UNSPECIFIED	G4730
DX_SLEEP	SLEEP DISORDERS	DX10	G47.31	PRIMARY CENTRAL SLEEP APNEA	G4731
DX_SLEEP	SLEEP DISORDERS	DX10	G47.32	HIGH ALTITUDE PERIODIC BREATHING	G4732
DX_SLEEP	SLEEP DISORDERS	DX10	G47.33	OBSTRUCTIVE SLEEP APNEA (ADULT)(PEDIATRIC)	G4733
DX_SLEEP	SLEEP DISORDERS	DX10	G47.34	IDIOPATHIC SLEEP RELATED NONOBSTRUCTIVE ALVEOLAR HYPOVENTILATION	G4734
DX_SLEEP	SLEEP DISORDERS	DX10	G47.35	CONGENITAL CENTRAL ALVEOLAR HYPOVENTILATION SYNDROME	G4735
DX_SLEEP	SLEEP DISORDERS	DX10	G47.37	CENTRAL SLEEP APNEA IN CONDITIONS CLASSIFIED ELSEWHERE	G4737
DX_SLEEP	SLEEP DISORDERS	DX10	G47.39	OTHER SLEEP APNEA	G4739
DX_SLEEP	SLEEP DISORDERS	DX10	G47.411	NARCOLEPSY WITH CATAPLEXY	G47411
DX_SLEEP	SLEEP DISORDERS	DX10	G47.419	NARCOLEPSY WITHOUT CATAPLEXY	G47419
DX_SLEEP	SLEEP DISORDERS	DX10	G47.50	PARASOMNIA, UNSPECIFIED	G4750
DX_SLEEP	SLEEP DISORDERS	DX10	G47.51	CONFUSIONAL AROUSALS	G4751
DX_SLEEP	SLEEP DISORDERS	DX10	G47.52	REM SLEEP BEHAVIOR DISORDER	G4752
DX_SLEEP	SLEEP DISORDERS	DX10	G47.53	RECURRENT ISOLATED SLEEP PARALYSIS	G4753
DX_SLEEP	SLEEP DISORDERS	DX10	G47.59	OTHER PARASOMNIA	G4759
DX_SLEEP	SLEEP DISORDERS	DX10	G47.81	PERIODIC LIMB MOVEMENT DISORDER	G4781
DX_SLEEP	SLEEP DISORDERS	DX10	G47.82	SLEEP RELATED LEG CRAMPS	G4782
DX_SLEEP	SLEEP DISORDERS	DX10	G47.83	SLEEP RELATED BRUXISM	G4783
DX_SLEEP	SLEEP DISORDERS	DX10	G47.69	OTHER SLEEP RELATED MOVEMENT DISORDERS	G4769
DX_SLEEP	SLEEP DISORDERS	DX10	G47.8	OTHER SLEEP DISORDERS	G478

Boehringer Ingelheim Statistical and Epidemiological Analysis Plan (SEAP) for Non-Interventional Study (NIS) BI Study Number 1245-0228

Proprietary confidential information © 2023 Boehringer Ingelheim International GmbH or one or more of its affiliated companies

DX_SLEEP	SLEEP DISORDERS	DX10	G47.9	SLEEP DISORDER, UNSPECIFIED	G479
DX_SLEEP	SLEEP DISORDERS	DX10	R06.3	PERIODIC BREATHING	R063
DX_STB_ANGINA	STABLE ANGINA	DX09	413.0	ANGINA DECUBITUS	4130
DX_STB_ANGINA	STABLE ANGINA	DX09	413.9	OTHER AND UNSPECIFIED ANGINA PECTORIS	4139
DX_STB_ANGINA	STABLE ANGINA	DX10	I20	ANGINA PECTORIS	I20
DX_STB_ANGINA	STABLE ANGINA	DX10	I20.1	ANGINA PECTORIS WITH DOCUMENTED SPASM	I201
DX_STB_ANGINA	STABLE ANGINA	DX10	I20.8	OTHER FORMS OF ANGINA PECTORIS	I208
DX_STB_ANGINA	STABLE ANGINA	DX10	I20.9	ANGINA PECTORIS, UNSPECIFIED	I209
DX_STONE_BLAD	BLADDER STONE	DX09	594.0	CALCULUS IN DIVERTICULUM OF BLADDER	5940
DX_STONE_BLAD	BLADDER STONE	DX09	594.1	OTHER CALCULUS IN BLADDER	5941
DX_STONE_BLAD	BLADDER STONE	DX09	594.2	CALCULUS IN URETHRA	5942
DX_STONE_BLAD	BLADDER STONE	DX09	594.8	OTHER LOWER URINARY TRACT CALCULUS	5948
DX_STONE_BLAD	BLADDER STONE	DX09	594.9	CALCULUS OF LOWER URINARY TRACT, UNSPECIFIED	5949
DX_STONE_BLAD	BLADDER STONE	DX10	N21.0	CALCULUS IN BLADDER	N210
DX_STONE_BLAD	BLADDER STONE	DX10	N21.1	CALCULUS IN URETHRA	N211
DX_STONE_BLAD	BLADDER STONE	DX10	N21.8	OTHER LOWER URINARY TRACT CALCULUS	N218
DX_STONE_BLAD	BLADDER STONE	DX10	N21.9	CALCULUS OF LOWER URINARY TRACT, UNSPECIFIED	N219
DX_STONE_KID	KIDNEY STONE	DX09	592.0	CALCULUS OF KIDNEY	5920
DX_STONE_KID	KIDNEY STONE	DX09	592.1	CALCULUS OF URETER	5921
DX_STONE_KID	KIDNEY STONE	DX09	592.9	URINARY CALCULUS, UNSPECIFIED	5929
DX_STONE_KID	KIDNEY STONE	DX10	N13.2	HYDRONEPHROSIS WITH RENAL AND URETERAL CALCULOUS OBSTRUCTION	N132
DX_STONE_KID	KIDNEY STONE	DX10	N13.9	OBSTRUCTIVE AND REFLUX UROPATHY, UNSPECIFIED	N139
DX_STONE_KID	KIDNEY STONE	DX10	N20.0	CALCULUS OF KIDNEY	N200
DX_STONE_KID	KIDNEY STONE	DX10	N20.1	CALCULUS OF URETER	N201
DX_STONE_KID	KIDNEY STONE	DX10	N20.2	CALCULUS OF KIDNEY WITH CALCULUS OF URETER	N202
DX_STONE_KID	KIDNEY STONE	DX10	N20.9	URINARY CALCULUS, UNSPECIFIED	N209
DX_STROKE_HEM	HEMMORRHAGIC STROKE	DX09	430	SUBARACHNOID HEMORRHAGE	430
DX_STROKE_HEM	HEMMORRHAGIC STROKE	DX09	431	INTRACEREBRAL HEMORRHAGE	431
DX_STROKE_HEM	HEMMORRHAGIC STROKE	DX10	I60	NONTRAUMATIC SUBARACHNOID HEMORRHAGE	I60
DX_STROKE_HEM	HEMMORRHAGIC STROKE	DX10	I60.0	NONTRAUMATIC SUBARACHNOID HEMORRHAGE FROM CAROTID SIPHON AND BIFURCATION	I600
DX_STROKE_HEM	HEMMORRHAGIC STROKE	DX10	I60.00	NONTRAUMATIC SUBARACHNOID HEMORRHAGE FROM UNSPECIFIED CAROTID SIPHON AND BIFURCATION	I6000
DX_STROKE_HEM	HEMMORRHAGIC STROKE	DX10	I60.01	NONTRAUMATIC SUBARACHNOID HEMORRHAGE FROM RIGHT CAROTID SIPHON AND BIFURCATION	I6001
DX_STROKE_HEM	HEMMORRHAGIC STROKE	DX10	I60.02	NONTRAUMATIC SUBARACHNOID HEMORRHAGE FROM LEFT CAROTID SIPHON AND BIFURCATION	I6002
DX_STROKE_HEM	HEMMORRHAGIC STROKE	DX10	I60.1	NONTRAUMATIC SUBARACHNOID HEMORRHAGE FROM MIDDLE CEREBRAL ARTERY	I601
DX_STROKE_HEM	HEMMORRHAGIC STROKE	DX10	I60.10	NONTRAUMATIC SUBARACHNOID HEMORRHAGE FROM UNSPECIFIED MIDDLE CEREBRAL ARTERY	I6010
DX_STROKE_HEM	HEMMORRHAGIC STROKE	DX10	I60.11	NONTRAUMATIC SUBARACHNOID HEMORRHAGE FROM RIGHT MIDDLE CEREBRAL ARTERY	I6011
DX_STROKE_HEM	HEMMORRHAGIC STROKE	DX10	I60.12	NONTRAUMATIC SUBARACHNOID HEMORRHAGE FROM LEFT MIDDLE CEREBRAL ARTERY	I6012
DX_STROKE_HEM	HEMMORRHAGIC STROKE	DX10	I60.2	NONTRAUMATIC SUBARACHNOID HEMORRHAGE FROM ANTERIOR COMMUNICATING ARTERY	I602
DX_STROKE_HEM	HEMMORRHAGIC STROKE	DX10	I60.20	NONTRAUMATIC SUBARACHNOID HEMORRHAGE FROM UNSPECIFIED ANTERIOR COMMUNICATING ARTERY	I6020
DX_STROKE_HEM	HEMMORRHAGIC STROKE	DX10	I60.21	NONTRAUMATIC SUBARACHNOID HEMORRHAGE FROM RIGHT ANTERIOR COMMUNICATING ARTERY	I6021
DX_STROKE_HEM	HEMMORRHAGIC STROKE	DX10	I60.22	NONTRAUMATIC SUBARACHNOID HEMORRHAGE FROM LEFT ANTERIOR COMMUNICATING ARTERY	I6022
DX_STROKE_HEM	HEMMORRHAGIC STROKE	DX10	I60.3	NONTRAUMATIC SUBARACHNOID HEMORRHAGE FROM POSTERIOR COMMUNICATING ARTERY	I603
DX_STROKE_HEM	HEMMORRHAGIC STROKE	DX10	I60.30	NONTRAUMATIC SUBARACHNOID HEMORRHAGE FROM UNSPECIFIED POSTERIOR COMMUNICATING ARTERY	I6030
DX_STROKE_HEM	HEMMORRHAGIC STROKE	DX10	I60.31	NONTRAUMATIC SUBARACHNOID HEMORRHAGE FROM RIGHT POSTERIOR COMMUNICATING ARTERY	I6031
DX_STROKE_HEM	HEMMORRHAGIC STROKE	DX10	I60.32	NONTRAUMATIC SUBARACHNOID HEMORRHAGE FROM LEFT POSTERIOR COMMUNICATING ARTERY	I6032
DX_STROKE_HEM	HEMMORRHAGIC STROKE	DX10	I60.4	NONTRAUMATIC SUBARACHNOID HEMORRHAGE FROM BASILAR ARTERY	I604
DX_STROKE_HEM	HEMMORRHAGIC STROKE	DX10	I60.5	NONTRAUMATIC SUBARACHNOID HEMORRHAGE FROM VERTEBRAL ARTERY	I605
DX_STROKE_HEM	HEMMORRHAGIC STROKE	DX10	I60.50	NONTRAUMATIC SUBARACHNOID HEMORRHAGE FROM UNSPECIFIED VERTEBRAL ARTERY	I6050
DX_STROKE_HEM	HEMMORRHAGIC STROKE	DX10	I60.51	NONTRAUMATIC SUBARACHNOID HEMORRHAGE FROM RIGHT VERTEBRAL ARTERY	I6051
DX_STROKE_HEM	HEMMORRHAGIC STROKE	DX10	I60.52	NONTRAUMATIC SUBARACHNOID HEMORRHAGE FROM LEFT VERTEBRAL ARTERY	I6052
DX_STROKE_HEM	HEMMORRHAGIC STROKE	DX10	I60.6	NONTRAUMATIC SUBARACHNOID HEMORRHAGE FROM OTHER INTRACRANIAL ARTERIES	I606
DX_STROKE_HEM	HEMMORRHAGIC STROKE	DX10	I60.7	NONTRAUMATIC SUBARACHNOID HEMORRHAGE FROM UNSPECIFIED INTRACRANIAL ARTERY	I607
DX_STROKE_HEM	HEMMORRHAGIC STROKE	DX10	I60.8	OTHER NONTRAUMATIC SUBARACHNOID HEMORRHAGE	I608
DX_STROKE_HEM	HEMMORRHAGIC STROKE	DX10	I60.9	NONTRAUMATIC SUBARACHNOID HEMORRHAGE, UNSPECIFIED	I609
DX_STROKE_HEM	HEMMORRHAGIC STROKE	DX10	I61	NONTRAUMATIC INTRACEREBRAL HEMORRHAGE	I61
DX_STROKE_HEM	HEMMORRHAGIC STROKE	DX10	I61.0	NONTRAUMATIC INTRACEREBRAL HEMORRHAGE IN HEMISPHERE, SUBCORTICAL	I610
DX_STROKE_HEM	HEMMORRHAGIC STROKE	DX10	I61.1	NONTRAUMATIC INTRACEREBRAL HEMORRHAGE IN HEMISPHERE, CORTICAL	I611
DX_STROKE_HEM	HEMMORRHAGIC STROKE	DX10	I61.2	NONTRAUMATIC INTRACEREBRAL HEMORRHAGE IN HEMISPHERE, UNSPECIFIED	I612
DX_STROKE_HEM	HEMMORRHAGIC STROKE	DX10	I61.3	NONTRAUMATIC INTRACEREBRAL HEMORRHAGE IN BRAIN STEM	I613
DX_STROKE_HEM	HEMMORRHAGIC STROKE	DX10	I61.4	NONTRAUMATIC INTRACEREBRAL HEMORRHAGE IN CEREBELLUM	I614
DX_STROKE_HEM	HEMMORRHAGIC STROKE	DX10	I61.5	NONTRAUMATIC INTRACEREBRAL HEMORRHAGE, INTRAVENTRICULAR	I615
DX_STROKE_HEM	HEMMORRHAGIC STROKE	DX10	I61.6	NONTRAUMATIC INTRACEREBRAL HEMORRHAGE, MULTIPLE LOCALIZED	I616
DX_STROKE_HEM	HEMMORRHAGIC STROKE	DX10	I61.8	OTHER NONTRAUMATIC INTRACEREBRAL HEMORRHAGE	I618
DX_STROKE_HEM	HEMMORRHAGIC STROKE	DX10	I61.9	NONTRAUMATIC INTRACEREBRAL HEMORRHAGE, UNSPECIFIED	I619
DX_STROKE_ISC	ISCHEMIC STROKE	DX09	433.01	OCCCLUSION AND STENOSIS OF BASILAR ARTERY WITH CEREBRAL INFARCTION	43301
DX_STROKE_ISC	ISCHEMIC STROKE	DX09	433.11	OCCCLUSION AND STENOSIS OF CAROTID ARTERY WITH CEREBRAL INFARCTION	43311
DX_STROKE_ISC	ISCHEMIC STROKE	DX09	433.21	OCCCLUSION AND STENOSIS OF VERTEBRAL ARTERY WITH CEREBRAL INFARCTION	43321
DX_STROKE_ISC	ISCHEMIC STROKE	DX09	433.31	OCCCLUSION AND STENOSIS OF MULTIPLE AND BILATERAL PRECEREBRAL ARTERIES WITH CEREBRAL INFARCTION	43331
DX_STROKE_ISC	ISCHEMIC STROKE	DX09	433.81	OCCCLUSION AND STENOSIS OF OTHER SPECIFIED PRECEREBRAL ARTERY WITH CEREBRAL INFARCTION	43381
DX_STROKE_ISC	ISCHEMIC STROKE	DX09	433.91	OCCCLUSION AND STENOSIS OF UNSPECIFIED PRECEREBRAL ARTERY WITH CEREBRAL INFARCTION	43391
DX_STROKE_ISC	ISCHEMIC STROKE	DX09	434.01	CEREBRAL THROMBOSIS WITH CEREBRAL INFARCTION	43401
DX_STROKE_ISC	ISCHEMIC STROKE	DX09	434.11	CEREBRAL EMBOLISM WITH CEREBRAL INFARCTION	43411
DX_STROKE_ISC	ISCHEMIC STROKE	DX09	434.91	CEREBRAL ARTERY OCCLUSION, UNSPECIFIED WITH CEREBRAL INFARCTION	43491
DX_STROKE_ISC	ISCHEMIC STROKE	DX09	436	ACUTE, BUT ILL-DEFINED, CEREBROVASCULAR DISEASE	436
DX_STROKE_ISC	ISCHEMIC STROKE	DX10	I63	CEREBRAL INFARCTION	I63
DX_STROKE_ISC	ISCHEMIC STROKE	DX10	I63.0	CEREBRAL INFARCTION DUE TO THROMBOSIS OF PRECEREBRAL ARTERIES	I630
DX_STROKE_ISC	ISCHEMIC STROKE	DX10	I63.00	CEREBRAL INFARCTION DUE TO THROMBOSIS OF UNSPECIFIED PRECEREBRAL ARTERY	I6300
DX_STROKE_ISC	ISCHEMIC STROKE	DX10	I63.01	CEREBRAL INFARCTION DUE TO THROMBOSIS OF VERTEBRAL ARTERY	I6301
DX_STROKE_ISC	ISCHEMIC STROKE	DX10	I63.011	CEREBRAL INFARCTION DUE TO THROMBOSIS OF RIGHT VERTEBRAL ARTERY	I63011
DX_STROKE_ISC	ISCHEMIC STROKE	DX10	I63.012	CEREBRAL INFARCTION DUE TO THROMBOSIS OF LEFT VERTEBRAL ARTERY	I63012
DX_STROKE_ISC	ISCHEMIC STROKE	DX10	I63.013	CEREBRAL INFARCTION DUE TO THROMBOSIS OF BILATERAL VERTEBRAL ARTERIES	I63013
DX_STROKE_ISC	ISCHEMIC STROKE	DX10	I63.019	CEREBRAL INFARCTION DUE TO THROMBOSIS OF UNSPECIFIED VERTEBRAL ARTERY	I63019
DX_STROKE_ISC	ISCHEMIC STROKE	DX10	I63.02	CEREBRAL INFARCTION DUE TO THROMBOSIS OF BASILAR ARTERY	I6302
DX_STROKE_ISC	ISCHEMIC STROKE	DX10	I63.03	CEREBRAL INFARCTION DUE TO THROMBOSIS OF CAROTID ARTERY	I6303
DX_STROKE_ISC	ISCHEMIC STROKE	DX10	I63.031	CEREBRAL INFARCTION DUE TO THROMBOSIS OF RIGHT CAROTID ARTERY	I63031
DX_STROKE_ISC	ISCHEMIC STROKE	DX10	I63.032	CEREBRAL INFARCTION DUE TO THROMBOSIS OF LEFT CAROTID ARTERY	I63032
DX_STROKE_ISC	ISCHEMIC STROKE	DX10	I63.033	CEREBRAL INFARCTION DUE TO THROMBOSIS OF BILATERAL CAROTID ARTERIES	I63033

Boehringer Ingelheim
Statistical and Epidemiological Analysis Plan (SEAP) for Non-Interventional Study
(NIS)
BI Study Number 1245-0228

c39712001-02

Proprietary confidential information © 2023 Boehringer Ingelheim International GmbH or one or more of its affiliated companies

DX_STROKE_ISC	ISCHEMIC STROKE	DX10	I63.039	CEREBRAL INFARCTION DUE TO THROMBOSIS OF UNSPECIFIED CAROTID ARTERY	I63039
DX_STROKE_ISC	ISCHEMIC STROKE	DX10	I63.09	CEREBRAL INFARCTION DUE TO THROMBOSIS OF OTHER PRECEREBRAL ARTERY	I6309
DX_STROKE_ISC	ISCHEMIC STROKE	DX10	I63.1	CEREBRAL INFARCTION DUE TO EMBOLISM OF PRECEREBRAL ARTERIES	I631
DX_STROKE_ISC	ISCHEMIC STROKE	DX10	I63.10	CEREBRAL INFARCTION DUE TO EMBOLISM OF UNSPECIFIED PRECEREBRAL ARTERY	I6310
DX_STROKE_ISC	ISCHEMIC STROKE	DX10	I63.11	CEREBRAL INFARCTION DUE TO EMBOLISM OF VERTEBRAL ARTERY	I6311
DX_STROKE_ISC	ISCHEMIC STROKE	DX10	I63.111	CEREBRAL INFARCTION DUE TO EMBOLISM OF RIGHT VERTEBRAL ARTERY	I63111
DX_STROKE_ISC	ISCHEMIC STROKE	DX10	I63.112	CEREBRAL INFARCTION DUE TO EMBOLISM OF LEFT VERTEBRAL ARTERY	I63112
DX_STROKE_ISC	ISCHEMIC STROKE	DX10	I63.113	CEREBRAL INFARCTION DUE TO EMBOLISM OF BILATERAL VERTEBRAL ARTERIES	I63113
DX_STROKE_ISC	ISCHEMIC STROKE	DX10	I63.119	CEREBRAL INFARCTION DUE TO EMBOLISM OF UNSPECIFIED VERTEBRAL ARTERY	I63119
DX_STROKE_ISC	ISCHEMIC STROKE	DX10	I63.12	CEREBRAL INFARCTION DUE TO EMBOLISM OF BASILAR ARTERY	I6312
DX_STROKE_ISC	ISCHEMIC STROKE	DX10	I63.13	CEREBRAL INFARCTION DUE TO EMBOLISM OF CAROTID ARTERY	I6313
DX_STROKE_ISC	ISCHEMIC STROKE	DX10	I63.131	CEREBRAL INFARCTION DUE TO EMBOLISM OF RIGHT CAROTID ARTERY	I63131
DX_STROKE_ISC	ISCHEMIC STROKE	DX10	I63.132	CEREBRAL INFARCTION DUE TO EMBOLISM OF LEFT CAROTID ARTERY	I63132
DX_STROKE_ISC	ISCHEMIC STROKE	DX10	I63.133	CEREBRAL INFARCTION DUE TO EMBOLISM OF BILATERAL CAROTID ARTERIES	I63133
DX_STROKE_ISC	ISCHEMIC STROKE	DX10	I63.139	CEREBRAL INFARCTION DUE TO EMBOLISM OF UNSPECIFIED CAROTID ARTERY	I63139
DX_STROKE_ISC	ISCHEMIC STROKE	DX10	I63.19	CEREBRAL INFARCTION DUE TO EMBOLISM OF OTHER PRECEREBRAL ARTERIES	I6319
DX_STROKE_ISC	ISCHEMIC STROKE	DX10	I63.2	CEREBRAL INFARCTION DUE TO UNSPECIFIED OCCLUSION OR STENOSIS OF PRECEREBRAL ARTERIES	I632
DX_STROKE_ISC	ISCHEMIC STROKE	DX10	I63.20	CEREBRAL INFARCTION DUE TO UNSPECIFIED OCCLUSION OR STENOSIS OF UNSPECIFIED PRECEREBRAL ARTERIES	I6320
DX_STROKE_ISC	ISCHEMIC STROKE	DX10	I63.21	CEREBRAL INFARCTION DUE TO UNSPECIFIED OCCLUSION OR STENOSIS OF VERTEBRAL ARTERIES	I6321
DX_STROKE_ISC	ISCHEMIC STROKE	DX10	I63.211	CEREBRAL INFARCTION DUE TO UNSPECIFIED OCCLUSION OR STENOSIS OF RIGHT VERTEBRAL ARTERY	I63211
DX_STROKE_ISC	ISCHEMIC STROKE	DX10	I63.212	CEREBRAL INFARCTION DUE TO UNSPECIFIED OCCLUSION OR STENOSIS OF LEFT VERTEBRAL ARTERY	I63212
DX_STROKE_ISC	ISCHEMIC STROKE	DX10	I63.213	CEREBRAL INFARCTION DUE TO UNSPECIFIED OCCLUSION OR STENOSIS OF BILATERAL VERTEBRAL ARTERIES	I63213
DX_STROKE_ISC	ISCHEMIC STROKE	DX10	I63.219	CEREBRAL INFARCTION DUE TO UNSPECIFIED OCCLUSION OR STENOSIS OF UNSPECIFIED VERTEBRAL ARTERY	I63219
DX_STROKE_ISC	ISCHEMIC STROKE	DX10	I63.22	CEREBRAL INFARCTION DUE TO UNSPECIFIED OCCLUSION OR STENOSIS OF BASILAR ARTERY	I6322
DX_STROKE_ISC	ISCHEMIC STROKE	DX10	I63.223	CEREBRAL INFARCTION DUE TO UNSPECIFIED OCCLUSION OR STENOSIS OF CAROTID ARTERIES	I63223
DX_STROKE_ISC	ISCHEMIC STROKE	DX10	I63.231	CEREBRAL INFARCTION DUE TO UNSPECIFIED OCCLUSION OR STENOSIS OF RIGHT CAROTID ARTERIES	I63231
DX_STROKE_ISC	ISCHEMIC STROKE	DX10	I63.232	CEREBRAL INFARCTION DUE TO UNSPECIFIED OCCLUSION OR STENOSIS OF LEFT CAROTID ARTERIES	I63232
DX_STROKE_ISC	ISCHEMIC STROKE	DX10	I63.233	CEREBRAL INFARCTION DUE TO UNSPECIFIED OCCLUSION OR STENOSIS OF BILATERAL CAROTID ARTERIES	I63233
DX_STROKE_ISC	ISCHEMIC STROKE	DX10	I63.239	CEREBRAL INFARCTION DUE TO UNSPECIFIED OCCLUSION OR STENOSIS OF UNSPECIFIED CAROTID ARTERY	I63239
DX_STROKE_ISC	ISCHEMIC STROKE	DX10	I63.29	CEREBRAL INFARCTION DUE TO UNSPECIFIED OCCLUSION OR STENOSIS OF OTHER PRECEREBRAL ARTERIES	I6329
DX_STROKE_ISC	ISCHEMIC STROKE	DX10	I63.3	CEREBRAL INFARCTION DUE TO THROMBOSIS OF CEREBRAL ARTERIES	I633
DX_STROKE_ISC	ISCHEMIC STROKE	DX10	I63.30	CEREBRAL INFARCTION DUE TO THROMBOSIS OF UNSPECIFIED CEREBRAL ARTERY	I6330
DX_STROKE_ISC	ISCHEMIC STROKE	DX10	I63.31	CEREBRAL INFARCTION DUE TO THROMBOSIS OF MIDDLE CEREBRAL ARTERY	I6331
DX_STROKE_ISC	ISCHEMIC STROKE	DX10	I63.311	CEREBRAL INFARCTION DUE TO THROMBOSIS OF RIGHT MIDDLE CEREBRAL ARTERY	I63311
DX_STROKE_ISC	ISCHEMIC STROKE	DX10	I63.312	CEREBRAL INFARCTION DUE TO THROMBOSIS OF LEFT MIDDLE CEREBRAL ARTERY	I63312
DX_STROKE_ISC	ISCHEMIC STROKE	DX10	I63.313	CEREBRAL INFARCTION DUE TO THROMBOSIS OF BILATERAL MIDDLE CEREBRAL ARTERIES	I63313
DX_STROKE_ISC	ISCHEMIC STROKE	DX10	I63.319	CEREBRAL INFARCTION DUE TO THROMBOSIS OF UNSPECIFIED MIDDLE CEREBRAL ARTERY	I63319
DX_STROKE_ISC	ISCHEMIC STROKE	DX10	I63.32	CEREBRAL INFARCTION DUE TO THROMBOSIS OF ANTERIOR CEREBRAL ARTERY	I6332
DX_STROKE_ISC	ISCHEMIC STROKE	DX10	I63.321	CEREBRAL INFARCTION DUE TO THROMBOSIS OF RIGHT ANTERIOR CEREBRAL ARTERY	I63321
DX_STROKE_ISC	ISCHEMIC STROKE	DX10	I63.322	CEREBRAL INFARCTION DUE TO THROMBOSIS OF LEFT ANTERIOR CEREBRAL ARTERY	I63322
DX_STROKE_ISC	ISCHEMIC STROKE	DX10	I63.323	CEREBRAL INFARCTION DUE TO THROMBOSIS OF BILATERAL ANTERIOR CEREBRAL ARTERIES	I63323
DX_STROKE_ISC	ISCHEMIC STROKE	DX10	I63.329	CEREBRAL INFARCTION DUE TO THROMBOSIS OF UNSPECIFIED ANTERIOR CEREBRAL ARTERY	I63329
DX_STROKE_ISC	ISCHEMIC STROKE	DX10	I63.33	CEREBRAL INFARCTION DUE TO THROMBOSIS OF POSTERIOR CEREBRAL ARTERY	I6333
DX_STROKE_ISC	ISCHEMIC STROKE	DX10	I63.331	CEREBRAL INFARCTION DUE TO THROMBOSIS OF RIGHT POSTERIOR CEREBRAL ARTERY	I63331
DX_STROKE_ISC	ISCHEMIC STROKE	DX10	I63.332	CEREBRAL INFARCTION DUE TO THROMBOSIS OF LEFT POSTERIOR CEREBRAL ARTERY	I63332
DX_STROKE_ISC	ISCHEMIC STROKE	DX10	I63.333	CEREBRAL INFARCTION DUE TO THROMBOSIS OF BILATERAL POSTERIOR CEREBRAL ARTERIES	I63333
DX_STROKE_ISC	ISCHEMIC STROKE	DX10	I63.339	CEREBRAL INFARCTION DUE TO THROMBOSIS OF UNSPECIFIED POSTERIOR CEREBRAL ARTERY	I63339
DX_STROKE_ISC	ISCHEMIC STROKE	DX10	I63.34	CEREBRAL INFARCTION DUE TO THROMBOSIS OF CEREBELLAR ARTERY	I6334
DX_STROKE_ISC	ISCHEMIC STROKE	DX10	I63.341	CEREBRAL INFARCTION DUE TO THROMBOSIS OF RIGHT CEREBELLAR ARTERY	I63341
DX_STROKE_ISC	ISCHEMIC STROKE	DX10	I63.342	CEREBRAL INFARCTION DUE TO THROMBOSIS OF LEFT CEREBELLAR ARTERY	I63342
DX_STROKE_ISC	ISCHEMIC STROKE	DX10	I63.343	CEREBRAL INFARCTION DUE TO THROMBOSIS OF BILATERAL CEREBELLAR ARTERIES	I63343
DX_STROKE_ISC	ISCHEMIC STROKE	DX10	I63.349	CEREBRAL INFARCTION DUE TO THROMBOSIS OF UNSPECIFIED CEREBELLAR ARTERY	I63349
DX_STROKE_ISC	ISCHEMIC STROKE	DX10	I63.39	CEREBRAL INFARCTION DUE TO THROMBOSIS OF OTHER CEREBRAL ARTERY	I6339
DX_STROKE_ISC	ISCHEMIC STROKE	DX10	I63.4	CEREBRAL INFARCTION DUE TO EMBOLISM OF CEREBRAL ARTERIES	I634
DX_STROKE_ISC	ISCHEMIC STROKE	DX10	I63.40	CEREBRAL INFARCTION DUE TO EMBOLISM OF UNSPECIFIED CEREBRAL ARTERY	I6340
DX_STROKE_ISC	ISCHEMIC STROKE	DX10	I63.41	CEREBRAL INFARCTION DUE TO EMBOLISM OF MIDDLE CEREBRAL ARTERY	I6341
DX_STROKE_ISC	ISCHEMIC STROKE	DX10	I63.411	CEREBRAL INFARCTION DUE TO EMBOLISM OF RIGHT MIDDLE CEREBRAL ARTERY	I63411
DX_STROKE_ISC	ISCHEMIC STROKE	DX10	I63.412	CEREBRAL INFARCTION DUE TO EMBOLISM OF LEFT MIDDLE CEREBRAL ARTERY	I63412
DX_STROKE_ISC	ISCHEMIC STROKE	DX10	I63.413	CEREBRAL INFARCTION DUE TO EMBOLISM OF BILATERAL MIDDLE CEREBRAL ARTERIES	I63413
DX_STROKE_ISC	ISCHEMIC STROKE	DX10	I63.419	CEREBRAL INFARCTION DUE TO EMBOLISM OF UNSPECIFIED MIDDLE CEREBRAL ARTERY	I63419
DX_STROKE_ISC	ISCHEMIC STROKE	DX10	I63.42	CEREBRAL INFARCTION DUE TO EMBOLISM OF ANTERIOR CEREBRAL ARTERY	I6342
DX_STROKE_ISC	ISCHEMIC STROKE	DX10	I63.421	CEREBRAL INFARCTION DUE TO EMBOLISM OF RIGHT ANTERIOR CEREBRAL ARTERY	I63421
DX_STROKE_ISC	ISCHEMIC STROKE	DX10	I63.422	CEREBRAL INFARCTION DUE TO EMBOLISM OF LEFT ANTERIOR CEREBRAL ARTERY	I63422
DX_STROKE_ISC	ISCHEMIC STROKE	DX10	I63.423	CEREBRAL INFARCTION DUE TO EMBOLISM OF BILATERAL ANTERIOR CEREBRAL ARTERIES	I63423
DX_STROKE_ISC	ISCHEMIC STROKE	DX10	I63.429	CEREBRAL INFARCTION DUE TO EMBOLISM OF UNSPECIFIED ANTERIOR CEREBRAL ARTERY	I63429
DX_STROKE_ISC	ISCHEMIC STROKE	DX10	I63.43	CEREBRAL INFARCTION DUE TO EMBOLISM OF POSTERIOR CEREBRAL ARTERY	I6343
DX_STROKE_ISC	ISCHEMIC STROKE	DX10	I63.431	CEREBRAL INFARCTION DUE TO EMBOLISM OF RIGHT POSTERIOR CEREBRAL ARTERY	I63431
DX_STROKE_ISC	ISCHEMIC STROKE	DX10	I63.432	CEREBRAL INFARCTION DUE TO EMBOLISM OF LEFT POSTERIOR CEREBRAL ARTERY	I63432
DX_STROKE_ISC	ISCHEMIC STROKE	DX10	I63.433	CEREBRAL INFARCTION DUE TO EMBOLISM OF BILATERAL POSTERIOR CEREBRAL ARTERIES	I63433
DX_STROKE_ISC	ISCHEMIC STROKE	DX10	I63.439	CEREBRAL INFARCTION DUE TO EMBOLISM OF UNSPECIFIED POSTERIOR CEREBRAL ARTERY	I63439
DX_STROKE_ISC	ISCHEMIC STROKE	DX10	I63.44	CEREBRAL INFARCTION DUE TO EMBOLISM OF CEREBELLAR ARTERY	I6344
DX_STROKE_ISC	ISCHEMIC STROKE	DX10	I63.441	CEREBRAL INFARCTION DUE TO EMBOLISM OF RIGHT CEREBELLAR ARTERY	I63441
DX_STROKE_ISC	ISCHEMIC STROKE	DX10	I63.442	CEREBRAL INFARCTION DUE TO EMBOLISM OF LEFT CEREBELLAR ARTERY	I63442
DX_STROKE_ISC	ISCHEMIC STROKE	DX10	I63.443	CEREBRAL INFARCTION DUE TO EMBOLISM OF BILATERAL CEREBELLAR ARTERIES	I63443
DX_STROKE_ISC	ISCHEMIC STROKE	DX10	I63.449	CEREBRAL INFARCTION DUE TO EMBOLISM OF UNSPECIFIED CEREBELLAR ARTERY	I63449
DX_STROKE_ISC	ISCHEMIC STROKE	DX10	I63.49	CEREBRAL INFARCTION DUE TO EMBOLISM OF OTHER CEREBRAL ARTERY	I6349
DX_STROKE_ISC	ISCHEMIC STROKE	DX10	I63.5	CEREBRAL INFARCTION DUE TO UNSPECIFIED OCCLUSION OR STENOSIS OF CEREBRAL ARTERIES	I635
DX_STROKE_ISC	ISCHEMIC STROKE	DX10	I63.50	CEREBRAL INFARCTION DUE TO UNSPECIFIED OCCLUSION OR STENOSIS OF UNSPECIFIED CEREBRAL ARTERY	I6350
DX_STROKE_ISC	ISCHEMIC STROKE	DX10	I63.51	CEREBRAL INFARCTION DUE TO UNSPECIFIED OCCLUSION OR STENOSIS OF MIDDLE CEREBRAL ARTERY	I6351

Boehringer Ingelheim Statistical and Epidemiological Analysis Plan (SEAP) for Non-Interventional Study (NIS) BI Study Number 1245-0228

c39712001-02

Proprietary confidential information © 2023 Boehringer Ingelheim International GmbH or one or more of its affiliated companies

Table with 5 columns: DX_CODE, ICD_CODE, ICD_DESCRIPTION, ICD_CODE_SHORT, and ICD_DESCRIPTION_SHORT. It lists various medical conditions such as ischemic stroke, cerebral infarction, transient ischemic attack, and urinary tract infections with their corresponding codes and descriptions.

Boehringer Ingelheim
Statistical and Epidemiological Analysis Plan (SEAP) for Non-Interventional Study
(NIS)
BI Study Number 1245-0228

Proprietary confidential information © 2023 Boehringer Ingelheim International GmbH or one or more of its affiliated companies

Table with columns for DX_UTI, URINARY TRACT INFECTIONS, DX09, DX10, and various medical conditions such as ASYMPTOMATIC BACTERIURIA IN PREGNANCY, DELIVERED, WITH MENTION OF POSTPARTUM COMPLICATION. Includes 400 rows of data.

Boehringer Ingelheim
Statistical and Epidemiological Analysis Plan (SEAP) for Non-Interventional Study
(NIS)
BI Study Number 1245-0228

Proprietary confidential information © 2023 Boehringer Ingelheim International GmbH or one or more of its affiliated companies

CONCEPT_ID	CONCEPT_LBL	CODETYPE	CODE	CODE DESCRIPTION	CODE_CLEAN
PX_CABG	CORONARY REVASCULARIZATION, CABG (PX)	PX09	36.16	DOUBLE INTERNAL MAMMARY-CORONARY ARTERY BYPASS	3616
PX_CABG	CORONARY REVASCULARIZATION, CABG (PX)	PX09	36.17	ABDOMINAL-CORONARY ARTERY BYPASS	3617
PX_CABG	CORONARY REVASCULARIZATION, CABG (PX)	PX09	36.19	OTHER BYPASS ANASTOMOSIS FOR HEART REVASCULARIZATION	3619
PX_CABG	CORONARY REVASCULARIZATION, CABG (PX)	PX10	0210083	BYPASS CORONARY ARTERY, ONE ARTERY FROM CORONARY ARTERY WITH ZOOPLASTIC TISSUE, OPEN APPROACH	210083
PX_CABG	CORONARY REVASCULARIZATION, CABG (PX)	PX10	0210088	BYPASS CORONARY ARTERY, ONE ARTERY FROM RIGHT INTERNAL MAMMARY WITH ZOOPLASTIC TISSUE, OPEN APPROACH	210088
PX_CABG	CORONARY REVASCULARIZATION, CABG (PX)	PX10	0210089	BYPASS CORONARY ARTERY, ONE ARTERY FROM LEFT INTERNAL MAMMARY WITH ZOOPLASTIC TISSUE, OPEN APPROACH	210089
PX_CABG	CORONARY REVASCULARIZATION, CABG (PX)	PX10	021008C	BYPASS CORONARY ARTERY, ONE ARTERY FROM THORACIC ARTERY WITH ZOOPLASTIC TISSUE, OPEN APPROACH	021008C
PX_CABG	CORONARY REVASCULARIZATION, CABG (PX)	PX10	021008F	BYPASS CORONARY ARTERY, ONE ARTERY FROM ABDOMINAL ARTERY WITH ZOOPLASTIC TISSUE, OPEN APPROACH	021008F
PX_CABG	CORONARY REVASCULARIZATION, CABG (PX)	PX10	021008W	BYPASS CORONARY ARTERY, ONE ARTERY FROM AORTA WITH ZOOPLASTIC TISSUE, OPEN APPROACH	021008W
PX_CABG	CORONARY REVASCULARIZATION, CABG (PX)	PX10	0210093	BYPASS CORONARY ARTERY, ONE ARTERY FROM CORONARY ARTERY WITH AUTOLOGOUS VENOUS TISSUE, OPEN APPROACH	210093
PX_CABG	CORONARY REVASCULARIZATION, CABG (PX)	PX10	0210098	BYPASS CORONARY ARTERY, ONE ARTERY FROM RIGHT INTERNAL MAMMARY WITH AUTOLOGOUS VENOUS TISSUE, OPEN APPROACH	210098
PX_CABG	CORONARY REVASCULARIZATION, CABG (PX)	PX10	0210099	BYPASS CORONARY ARTERY, ONE ARTERY FROM LEFT INTERNAL MAMMARY WITH AUTOLOGOUS VENOUS TISSUE, OPEN APPROACH	210099
PX_CABG	CORONARY REVASCULARIZATION, CABG (PX)	PX10	021009C	BYPASS CORONARY ARTERY, ONE ARTERY FROM THORACIC ARTERY WITH AUTOLOGOUS VENOUS TISSUE, OPEN APPROACH	021009C
PX_CABG	CORONARY REVASCULARIZATION, CABG (PX)	PX10	021009F	BYPASS CORONARY ARTERY, ONE ARTERY FROM ABDOMINAL ARTERY WITH AUTOLOGOUS VENOUS TISSUE, OPEN APPROACH	021009F
PX_CABG	CORONARY REVASCULARIZATION, CABG (PX)	PX10	021009W	BYPASS CORONARY ARTERY, ONE ARTERY FROM AORTA WITH AUTOLOGOUS VENOUS TISSUE, OPEN APPROACH	021009W
PX_CABG	CORONARY REVASCULARIZATION, CABG (PX)	PX10	02100A3	BYPASS CORONARY ARTERY, ONE ARTERY FROM CORONARY ARTERY WITH AUTOLOGOUS ARTERIAL TISSUE, OPEN APPROACH	02100A3
PX_CABG	CORONARY REVASCULARIZATION, CABG (PX)	PX10	02100A8	BYPASS CORONARY ARTERY, ONE ARTERY FROM RIGHT INTERNAL MAMMARY WITH AUTOLOGOUS ARTERIAL TISSUE, OPEN APPROACH	02100A8
PX_CABG	CORONARY REVASCULARIZATION, CABG (PX)	PX10	02100A9	BYPASS CORONARY ARTERY, ONE ARTERY FROM LEFT INTERNAL MAMMARY WITH AUTOLOGOUS ARTERIAL TISSUE, OPEN APPROACH	02100A9
PX_CABG	CORONARY REVASCULARIZATION, CABG (PX)	PX10	02100AC	BYPASS CORONARY ARTERY, ONE ARTERY FROM THORACIC ARTERY WITH AUTOLOGOUS ARTERIAL TISSUE, OPEN APPROACH	02100AC

Boehringer Ingelheim
Statistical and Epidemiological Analysis Plan (SEAP) for Non-Interventional Study
(NIS)
BI Study Number 1245-0228

Proprietary confidential information © 2023 Boehringer Ingelheim International GmbH or one or more of its affiliated companies

PX_CABG	CORONARY REVASCULARIZATION, CABG (PX)	PX10	02100AF	BYPASS CORONARY ARTERY, ONE ARTERY FROM ABDOMINAL ARTERY WITH AUTOLOGOUS ARTERIAL TISSUE, OPEN APPROACH	02100AF
PX_CABG	CORONARY REVASCULARIZATION, CABG (PX)	PX10	02100AW	BYPASS CORONARY ARTERY, ONE ARTERY FROM AORTA WITH AUTOLOGOUS ARTERIAL TISSUE, OPEN APPROACH	02100AW
PX_CABG	CORONARY REVASCULARIZATION, CABG (PX)	PX10	02100J3	BYPASS CORONARY ARTERY, ONE ARTERY FROM CORONARY ARTERY WITH SYNTHETIC SUBSTITUTE, OPEN APPROACH	02100J3
PX_CABG	CORONARY REVASCULARIZATION, CABG (PX)	PX10	02100J8	BYPASS CORONARY ARTERY, ONE ARTERY FROM RIGHT INTERNAL MAMMARY WITH SYNTHETIC SUBSTITUTE, OPEN APPROACH	02100J8
PX_CABG	CORONARY REVASCULARIZATION, CABG (PX)	PX10	02100J9	BYPASS CORONARY ARTERY, ONE ARTERY FROM LEFT INTERNAL MAMMARY WITH SYNTHETIC SUBSTITUTE, OPEN APPROACH	02100J9
PX_CABG	CORONARY REVASCULARIZATION, CABG (PX)	PX10	02100JC	BYPASS CORONARY ARTERY, ONE ARTERY FROM THORACIC ARTERY WITH SYNTHETIC SUBSTITUTE, OPEN APPROACH	02100JC
PX_CABG	CORONARY REVASCULARIZATION, CABG (PX)	PX10	02100JF	BYPASS CORONARY ARTERY, ONE ARTERY FROM ABDOMINAL ARTERY WITH SYNTHETIC SUBSTITUTE, OPEN APPROACH	02100JF
PX_CABG	CORONARY REVASCULARIZATION, CABG (PX)	PX10	02100JW	BYPASS CORONARY ARTERY, ONE ARTERY FROM AORTA WITH SYNTHETIC SUBSTITUTE, OPEN APPROACH	02100JW
PX_CABG	CORONARY REVASCULARIZATION, CABG (PX)	PX10	02100K3	BYPASS CORONARY ARTERY, ONE ARTERY FROM CORONARY ARTERY WITH NONAUTOLOGOUS TISSUE SUBSTITUTE, OPEN APPROACH	02100K3
PX_CABG	CORONARY REVASCULARIZATION, CABG (PX)	PX10	02100K8	BYPASS CORONARY ARTERY, ONE ARTERY FROM RIGHT INTERNAL MAMMARY WITH NONAUTOLOGOUS TISSUE SUBSTITUTE, OPEN APPROACH	02100K8
PX_CABG	CORONARY REVASCULARIZATION, CABG (PX)	PX10	02100K9	BYPASS CORONARY ARTERY, ONE ARTERY FROM LEFT INTERNAL MAMMARY WITH NONAUTOLOGOUS TISSUE SUBSTITUTE, OPEN APPROACH	02100K9
PX_CABG	CORONARY REVASCULARIZATION, CABG (PX)	PX10	02100KC	BYPASS CORONARY ARTERY, ONE ARTERY FROM THORACIC ARTERY WITH NONAUTOLOGOUS TISSUE SUBSTITUTE, OPEN APPROACH	02100KC
PX_CABG	CORONARY REVASCULARIZATION, CABG (PX)	PX10	02100KF	BYPASS CORONARY ARTERY, ONE ARTERY FROM ABDOMINAL ARTERY WITH NONAUTOLOGOUS TISSUE SUBSTITUTE, OPEN APPROACH	02100KF
PX_CABG	CORONARY REVASCULARIZATION, CABG (PX)	PX10	02100KW	BYPASS CORONARY ARTERY, ONE ARTERY FROM AORTA WITH NONAUTOLOGOUS TISSUE SUBSTITUTE, OPEN APPROACH	02100KW
PX_CABG	CORONARY REVASCULARIZATION, CABG (PX)	PX10	02100Z3	BYPASS CORONARY ARTERY, ONE ARTERY FROM CORONARY ARTERY, OPEN APPROACH	02100Z3
PX_CABG	CORONARY REVASCULARIZATION, CABG (PX)	PX10	02100Z8	BYPASS CORONARY ARTERY, ONE ARTERY FROM RIGHT INTERNAL MAMMARY, OPEN APPROACH	02100Z8
PX_CABG	CORONARY REVASCULARIZATION, CABG (PX)	PX10	02100Z9	BYPASS CORONARY ARTERY, ONE ARTERY FROM LEFT INTERNAL MAMMARY, OPEN APPROACH	02100Z9
PX_CABG	CORONARY REVASCULARIZATION, CABG (PX)	PX10	02100ZC	BYPASS CORONARY ARTERY, ONE ARTERY FROM THORACIC ARTERY, OPEN APPROACH	02100ZC
PX_CABG	CORONARY REVASCULARIZATION, CABG (PX)	PX10	02100ZF	BYPASS CORONARY ARTERY, ONE ARTERY FROM ABDOMINAL ARTERY, OPEN APPROACH	02100ZF

Boehringer Ingelheim
Statistical and Epidemiological Analysis Plan (SEAP) for Non-Interventional Study
(NIS)
BI Study Number 1245-0228

Proprietary confidential information © 2023 Boehringer Ingelheim International GmbH or one or more of its affiliated companies

PX_CABG	CORONARY REVASCULARIZATION, CABG (PX)	PX10	0210344	BYPASS CORONARY ARTERY, ONE ARTERY FROM CORONARY VEIN WITH DRUG-ELUTING INTRALUMINAL DEVICE, PERCUTANEOUS APPROACH	210344
PX_CABG	CORONARY REVASCULARIZATION, CABG (PX)	PX10	02103D4	BYPASS CORONARY ARTERY, ONE ARTERY FROM CORONARY VEIN WITH INTRALUMINAL DEVICE, PERCUTANEOUS APPROACH	02103D4
PX_CABG	CORONARY REVASCULARIZATION, CABG (PX)	PX10	0210444	BYPASS CORONARY ARTERY, ONE ARTERY FROM CORONARY VEIN WITH DRUG-ELUTING INTRALUMINAL DEVICE, PERCUTANEOUS ENDOSCOPIC APPROACH	210444
PX_CABG	CORONARY REVASCULARIZATION, CABG (PX)	PX10	0210483	BYPASS CORONARY ARTERY, ONE ARTERY FROM CORONARY ARTERY WITH ZOOPLASTIC TISSUE, PERCUTANEOUS ENDOSCOPIC APPROACH	210483
PX_CABG	CORONARY REVASCULARIZATION, CABG (PX)	PX10	0210488	BYPASS CORONARY ARTERY, ONE ARTERY FROM RIGHT INTERNAL MAMMARY WITH ZOOPLASTIC TISSUE, PERCUTANEOUS ENDOSCOPIC APPROACH	210488
PX_CABG	CORONARY REVASCULARIZATION, CABG (PX)	PX10	0210489	BYPASS CORONARY ARTERY, ONE ARTERY FROM LEFT INTERNAL MAMMARY WITH ZOOPLASTIC TISSUE, PERCUTANEOUS ENDOSCOPIC APPROACH	210489
PX_CABG	CORONARY REVASCULARIZATION, CABG (PX)	PX10	021048C	BYPASS CORONARY ARTERY, ONE ARTERY FROM THORACIC ARTERY WITH ZOOPLASTIC TISSUE, PERCUTANEOUS ENDOSCOPIC APPROACH	021048C
PX_CABG	CORONARY REVASCULARIZATION, CABG (PX)	PX10	021048F	BYPASS CORONARY ARTERY, ONE ARTERY FROM ABDOMINAL ARTERY WITH ZOOPLASTIC TISSUE, PERCUTANEOUS ENDOSCOPIC APPROACH	021048F
PX_CABG	CORONARY REVASCULARIZATION, CABG (PX)	PX10	021048W	BYPASS CORONARY ARTERY, ONE ARTERY FROM AORTA WITH ZOOPLASTIC TISSUE, PERCUTANEOUS ENDOSCOPIC APPROACH	021048W
PX_CABG	CORONARY REVASCULARIZATION, CABG (PX)	PX10	0210493	BYPASS CORONARY ARTERY, ONE ARTERY FROM CORONARY ARTERY WITH AUTOLOGOUS VENOUS TISSUE, PERCUTANEOUS ENDOSCOPIC APPROACH	210493
PX_CABG	CORONARY REVASCULARIZATION, CABG (PX)	PX10	0210498	BYPASS CORONARY ARTERY, ONE ARTERY FROM RIGHT INTERNAL MAMMARY WITH AUTOLOGOUS VENOUS TISSUE, PERCUTANEOUS ENDOSCOPIC APPROACH	210498
PX_CABG	CORONARY REVASCULARIZATION, CABG (PX)	PX10	0210499	BYPASS CORONARY ARTERY, ONE ARTERY FROM LEFT INTERNAL MAMMARY WITH AUTOLOGOUS VENOUS TISSUE, PERCUTANEOUS ENDOSCOPIC APPROACH	210499
PX_CABG	CORONARY REVASCULARIZATION, CABG (PX)	PX10	021049C	BYPASS CORONARY ARTERY, ONE ARTERY FROM THORACIC ARTERY WITH AUTOLOGOUS VENOUS TISSUE, PERCUTANEOUS ENDOSCOPIC APPROACH	021049C
PX_CABG	CORONARY REVASCULARIZATION, CABG (PX)	PX10	021049F	BYPASS CORONARY ARTERY, ONE ARTERY FROM ABDOMINAL ARTERY WITH AUTOLOGOUS VENOUS TISSUE, PERCUTANEOUS ENDOSCOPIC APPROACH	021049F
PX_CABG	CORONARY REVASCULARIZATION, CABG (PX)	PX10	021049W	BYPASS CORONARY ARTERY, ONE ARTERY FROM AORTA WITH AUTOLOGOUS VENOUS TISSUE, PERCUTANEOUS ENDOSCOPIC APPROACH	021049W
PX_CABG	CORONARY REVASCULARIZATION, CABG (PX)	PX10	02104A3	BYPASS CORONARY ARTERY, ONE ARTERY FROM CORONARY ARTERY WITH AUTOLOGOUS ARTERIAL TISSUE, PERCUTANEOUS ENDOSCOPIC APPROACH	02104A3

Boehringer Ingelheim
Statistical and Epidemiological Analysis Plan (SEAP) for Non-Interventional Study
(NIS)
BI Study Number 1245-0228

Proprietary confidential information © 2023 Boehringer Ingelheim International GmbH or one or more of its affiliated companies

PX_CABG	CORONARY REVASCULARIZATION, CABG (PX)	PX10	02104A8	BYPASS CORONARY ARTERY, ONE ARTERY FROM RIGHT INTERNAL MAMMARY WITH AUTOLOGOUS ARTERIAL TISSUE, PERCUTANEOUS ENDOSCOPIC APPROACH	02104A8
PX_CABG	CORONARY REVASCULARIZATION, CABG (PX)	PX10	02104A9	BYPASS CORONARY ARTERY, ONE ARTERY FROM LEFT INTERNAL MAMMARY WITH AUTOLOGOUS ARTERIAL TISSUE, PERCUTANEOUS ENDOSCOPIC APPROACH	02104A9
PX_CABG	CORONARY REVASCULARIZATION, CABG (PX)	PX10	02104AC	BYPASS CORONARY ARTERY, ONE ARTERY FROM THORACIC ARTERY WITH AUTOLOGOUS ARTERIAL TISSUE, PERCUTANEOUS ENDOSCOPIC APPROACH	02104AC
PX_CABG	CORONARY REVASCULARIZATION, CABG (PX)	PX10	02104AF	BYPASS CORONARY ARTERY, ONE ARTERY FROM ABDOMINAL ARTERY WITH AUTOLOGOUS ARTERIAL TISSUE, PERCUTANEOUS ENDOSCOPIC APPROACH	02104AF
PX_CABG	CORONARY REVASCULARIZATION, CABG (PX)	PX10	02104AW	BYPASS CORONARY ARTERY, ONE ARTERY FROM AORTA WITH AUTOLOGOUS ARTERIAL TISSUE, PERCUTANEOUS ENDOSCOPIC APPROACH	02104AW
PX_CABG	CORONARY REVASCULARIZATION, CABG (PX)	PX10	02104D4	BYPASS CORONARY ARTERY, ONE ARTERY FROM CORONARY VEIN WITH INTRALUMINAL DEVICE, PERCUTANEOUS ENDOSCOPIC APPROACH	02104D4
PX_CABG	CORONARY REVASCULARIZATION, CABG (PX)	PX10	02104J3	BYPASS CORONARY ARTERY, ONE ARTERY FROM CORONARY ARTERY WITH SYNTHETIC SUBSTITUTE, PERCUTANEOUS ENDOSCOPIC APPROACH	02104J3
PX_CABG	CORONARY REVASCULARIZATION, CABG (PX)	PX10	02104J8	BYPASS CORONARY ARTERY, ONE ARTERY FROM RIGHT INTERNAL MAMMARY WITH SYNTHETIC SUBSTITUTE, PERCUTANEOUS ENDOSCOPIC APPROACH	02104J8
PX_CABG	CORONARY REVASCULARIZATION, CABG (PX)	PX10	02104J9	BYPASS CORONARY ARTERY, ONE ARTERY FROM LEFT INTERNAL MAMMARY WITH SYNTHETIC SUBSTITUTE, PERCUTANEOUS ENDOSCOPIC APPROACH	02104J9
PX_CABG	CORONARY REVASCULARIZATION, CABG (PX)	PX10	02104JC	BYPASS CORONARY ARTERY, ONE ARTERY FROM THORACIC ARTERY WITH SYNTHETIC SUBSTITUTE, PERCUTANEOUS ENDOSCOPIC APPROACH	02104JC
PX_CABG	CORONARY REVASCULARIZATION, CABG (PX)	PX10	02104JF	BYPASS CORONARY ARTERY, ONE ARTERY FROM ABDOMINAL ARTERY WITH SYNTHETIC SUBSTITUTE, PERCUTANEOUS ENDOSCOPIC APPROACH	02104JF
PX_CABG	CORONARY REVASCULARIZATION, CABG (PX)	PX10	02104JW	BYPASS CORONARY ARTERY, ONE ARTERY FROM AORTA WITH SYNTHETIC SUBSTITUTE, PERCUTANEOUS ENDOSCOPIC APPROACH	02104JW
PX_CABG	CORONARY REVASCULARIZATION, CABG (PX)	PX10	02104K3	BYPASS CORONARY ARTERY, ONE ARTERY FROM CORONARY ARTERY WITH NONAUTOLOGOUS TISSUE SUBSTITUTE, PERCUTANEOUS ENDOSCOPIC APPROACH	02104K3
PX_CABG	CORONARY REVASCULARIZATION, CABG (PX)	PX10	02104K8	BYPASS CORONARY ARTERY, ONE ARTERY FROM RIGHT INTERNAL MAMMARY WITH NONAUTOLOGOUS TISSUE SUBSTITUTE, PERCUTANEOUS ENDOSCOPIC APPROACH	02104K8
PX_CABG	CORONARY REVASCULARIZATION, CABG (PX)	PX10	02104K9	BYPASS CORONARY ARTERY, ONE ARTERY FROM LEFT INTERNAL MAMMARY WITH NONAUTOLOGOUS TISSUE SUBSTITUTE, PERCUTANEOUS ENDOSCOPIC APPROACH	02104K9
PX_CABG	CORONARY REVASCULARIZATION, CABG (PX)	PX10	02104KC	BYPASS CORONARY ARTERY, ONE ARTERY FROM THORACIC ARTERY WITH NONAUTOLOGOUS TISSUE SUBSTITUTE, PERCUTANEOUS ENDOSCOPIC APPROACH	02104KC

Boehringer Ingelheim
Statistical and Epidemiological Analysis Plan (SEAP) for Non-Interventional Study
(NIS)
BI Study Number 1245-0228

Proprietary confidential information © 2023 Boehringer Ingelheim International GmbH or one or more of its affiliated companies

PX_CABG	CORONARY REVASCULARIZATION, CABG (PX)	PX10	02104KF	BYPASS CORONARY ARTERY, ONE ARTERY FROM ABDOMINAL ARTERY WITH NONAUTOLOGOUS TISSUE SUBSTITUTE, PERCUTANEOUS ENDOSCOPIC APPROACH	02104KF
PX_CABG	CORONARY REVASCULARIZATION, CABG (PX)	PX10	02104KW	BYPASS CORONARY ARTERY, ONE ARTERY FROM AORTA WITH NONAUTOLOGOUS TISSUE SUBSTITUTE, PERCUTANEOUS ENDOSCOPIC APPROACH	02104KW
PX_CABG	CORONARY REVASCULARIZATION, CABG (PX)	PX10	02104Z3	BYPASS CORONARY ARTERY, ONE ARTERY FROM CORONARY ARTERY, PERCUTANEOUS ENDOSCOPIC APPROACH	02104Z3
PX_CABG	CORONARY REVASCULARIZATION, CABG (PX)	PX10	02104Z8	BYPASS CORONARY ARTERY, ONE ARTERY FROM RIGHT INTERNAL MAMMARY, PERCUTANEOUS ENDOSCOPIC APPROACH	02104Z8
PX_CABG	CORONARY REVASCULARIZATION, CABG (PX)	PX10	02104Z9	BYPASS CORONARY ARTERY, ONE ARTERY FROM LEFT INTERNAL MAMMARY, PERCUTANEOUS ENDOSCOPIC APPROACH	02104Z9
PX_CABG	CORONARY REVASCULARIZATION, CABG (PX)	PX10	02104ZC	BYPASS CORONARY ARTERY, ONE ARTERY FROM THORACIC ARTERY, PERCUTANEOUS ENDOSCOPIC APPROACH	02104ZC
PX_CABG	CORONARY REVASCULARIZATION, CABG (PX)	PX10	02104ZF	BYPASS CORONARY ARTERY, ONE ARTERY FROM ABDOMINAL ARTERY, PERCUTANEOUS ENDOSCOPIC APPROACH	02104ZF
PX_CABG	CORONARY REVASCULARIZATION, CABG (PX)	PX10	0211083	BYPASS CORONARY ARTERY, TWO ARTERIES FROM CORONARY ARTERY WITH ZOOPLASTIC TISSUE, OPEN APPROACH	211083
PX_CABG	CORONARY REVASCULARIZATION, CABG (PX)	PX10	0211088	BYPASS CORONARY ARTERY, TWO ARTERIES FROM RIGHT INTERNAL MAMMARY WITH ZOOPLASTIC TISSUE, OPEN APPROACH	211088
PX_CABG	CORONARY REVASCULARIZATION, CABG (PX)	PX10	0211089	BYPASS CORONARY ARTERY, TWO ARTERIES FROM LEFT INTERNAL MAMMARY WITH ZOOPLASTIC TISSUE, OPEN APPROACH	211089
PX_CABG	CORONARY REVASCULARIZATION, CABG (PX)	PX10	021108C	BYPASS CORONARY ARTERY, TWO ARTERIES FROM THORACIC ARTERY WITH ZOOPLASTIC TISSUE, OPEN APPROACH	021108C
PX_CABG	CORONARY REVASCULARIZATION, CABG (PX)	PX10	021108F	BYPASS CORONARY ARTERY, TWO ARTERIES FROM ABDOMINAL ARTERY WITH ZOOPLASTIC TISSUE, OPEN APPROACH	021108F
PX_CABG	CORONARY REVASCULARIZATION, CABG (PX)	PX10	021108W	BYPASS CORONARY ARTERY, TWO ARTERIES FROM AORTA WITH ZOOPLASTIC TISSUE, OPEN APPROACH	021108W
PX_CABG	CORONARY REVASCULARIZATION, CABG (PX)	PX10	0211093	BYPASS CORONARY ARTERY, TWO ARTERIES FROM CORONARY ARTERY WITH AUTOLOGOUS VENOUS TISSUE, OPEN APPROACH	211093
PX_CABG	CORONARY REVASCULARIZATION, CABG (PX)	PX10	0211098	BYPASS CORONARY ARTERY, TWO ARTERIES FROM RIGHT INTERNAL MAMMARY WITH AUTOLOGOUS VENOUS TISSUE, OPEN APPROACH	211098
PX_CABG	CORONARY REVASCULARIZATION, CABG (PX)	PX10	0211099	BYPASS CORONARY ARTERY, TWO ARTERIES FROM LEFT INTERNAL MAMMARY WITH AUTOLOGOUS VENOUS TISSUE, OPEN APPROACH	211099
PX_CABG	CORONARY REVASCULARIZATION, CABG (PX)	PX10	021109C	BYPASS CORONARY ARTERY, TWO ARTERIES FROM THORACIC ARTERY WITH AUTOLOGOUS VENOUS TISSUE, OPEN APPROACH	021109C
PX_CABG	CORONARY REVASCULARIZATION, CABG (PX)	PX10	021109F	BYPASS CORONARY ARTERY, TWO ARTERIES FROM ABDOMINAL ARTERY WITH AUTOLOGOUS VENOUS TISSUE, OPEN APPROACH	021109F
PX_CABG	CORONARY REVASCULARIZATION, CABG (PX)	PX10	021109W	BYPASS CORONARY ARTERY, TWO ARTERIES FROM AORTA WITH AUTOLOGOUS VENOUS TISSUE, OPEN APPROACH	021109W
PX_CABG	CORONARY REVASCULARIZATION, CABG (PX)	PX10	02110A3	BYPASS CORONARY ARTERY, TWO ARTERIES FROM CORONARY ARTERY WITH AUTOLOGOUS ARTERIAL TISSUE, OPEN APPROACH	02110A3

Boehringer Ingelheim
Statistical and Epidemiological Analysis Plan (SEAP) for Non-Interventional Study
(NIS)
BI Study Number 1245-0228

Proprietary confidential information © 2023 Boehringer Ingelheim International GmbH or one or more of its affiliated companies

PX_CABG	CORONARY REVASCULARIZATION, CABG (PX)	PX10	02110A8	BYPASS CORONARY ARTERY, TWO ARTERIES FROM RIGHT INTERNAL MAMMARY WITH AUTOLOGOUS ARTERIAL TISSUE, OPEN APPROACH	02110A8
PX_CABG	CORONARY REVASCULARIZATION, CABG (PX)	PX10	02110A9	BYPASS CORONARY ARTERY, TWO ARTERIES FROM LEFT INTERNAL MAMMARY WITH AUTOLOGOUS ARTERIAL TISSUE, OPEN APPROACH	02110A9
PX_CABG	CORONARY REVASCULARIZATION, CABG (PX)	PX10	02110AC	BYPASS CORONARY ARTERY, TWO ARTERIES FROM THORACIC ARTERY WITH AUTOLOGOUS ARTERIAL TISSUE, OPEN APPROACH	02110AC
PX_CABG	CORONARY REVASCULARIZATION, CABG (PX)	PX10	02110AF	BYPASS CORONARY ARTERY, TWO ARTERIES FROM ABDOMINAL ARTERY WITH AUTOLOGOUS ARTERIAL TISSUE, OPEN APPROACH	02110AF
PX_CABG	CORONARY REVASCULARIZATION, CABG (PX)	PX10	02110AW	BYPASS CORONARY ARTERY, TWO ARTERIES FROM AORTA WITH AUTOLOGOUS ARTERIAL TISSUE, OPEN APPROACH	02110AW
PX_CABG	CORONARY REVASCULARIZATION, CABG (PX)	PX10	02110J3	BYPASS CORONARY ARTERY, TWO ARTERIES FROM CORONARY ARTERY WITH SYNTHETIC SUBSTITUTE, OPEN APPROACH	02110J3
PX_CABG	CORONARY REVASCULARIZATION, CABG (PX)	PX10	02110J8	BYPASS CORONARY ARTERY, TWO ARTERIES FROM RIGHT INTERNAL MAMMARY WITH SYNTHETIC SUBSTITUTE, OPEN APPROACH	02110J8
PX_CABG	CORONARY REVASCULARIZATION, CABG (PX)	PX10	02110J9	BYPASS CORONARY ARTERY, TWO ARTERIES FROM LEFT INTERNAL MAMMARY WITH SYNTHETIC SUBSTITUTE, OPEN APPROACH	02110J9
PX_CABG	CORONARY REVASCULARIZATION, CABG (PX)	PX10	02110JC	BYPASS CORONARY ARTERY, TWO ARTERIES FROM THORACIC ARTERY WITH SYNTHETIC SUBSTITUTE, OPEN APPROACH	02110JC
PX_CABG	CORONARY REVASCULARIZATION, CABG (PX)	PX10	02110JF	BYPASS CORONARY ARTERY, TWO ARTERIES FROM ABDOMINAL ARTERY WITH SYNTHETIC SUBSTITUTE, OPEN APPROACH	02110JF
PX_CABG	CORONARY REVASCULARIZATION, CABG (PX)	PX10	02110JW	BYPASS CORONARY ARTERY, TWO ARTERIES FROM AORTA WITH SYNTHETIC SUBSTITUTE, OPEN APPROACH	02110JW
PX_CABG	CORONARY REVASCULARIZATION, CABG (PX)	PX10	02110K3	BYPASS CORONARY ARTERY, TWO ARTERIES FROM CORONARY ARTERY WITH NONAUTOLOGOUS TISSUE SUBSTITUTE, OPEN APPROACH	02110K3
PX_CABG	CORONARY REVASCULARIZATION, CABG (PX)	PX10	02110K8	BYPASS CORONARY ARTERY, TWO ARTERIES FROM RIGHT INTERNAL MAMMARY WITH NONAUTOLOGOUS TISSUE SUBSTITUTE, OPEN APPROACH	02110K8
PX_CABG	CORONARY REVASCULARIZATION, CABG (PX)	PX10	02110K9	BYPASS CORONARY ARTERY, TWO ARTERIES FROM LEFT INTERNAL MAMMARY WITH NONAUTOLOGOUS TISSUE SUBSTITUTE, OPEN APPROACH	02110K9
PX_CABG	CORONARY REVASCULARIZATION, CABG (PX)	PX10	02110KC	BYPASS CORONARY ARTERY, TWO ARTERIES FROM THORACIC ARTERY WITH NONAUTOLOGOUS TISSUE SUBSTITUTE, OPEN APPROACH	02110KC
PX_CABG	CORONARY REVASCULARIZATION, CABG (PX)	PX10	02110KF	BYPASS CORONARY ARTERY, TWO ARTERIES FROM ABDOMINAL ARTERY WITH NONAUTOLOGOUS TISSUE SUBSTITUTE, OPEN APPROACH	02110KF
PX_CABG	CORONARY REVASCULARIZATION, CABG (PX)	PX10	02110KW	BYPASS CORONARY ARTERY, TWO ARTERIES FROM AORTA WITH NONAUTOLOGOUS TISSUE SUBSTITUTE, OPEN APPROACH	02110KW
PX_CABG	CORONARY REVASCULARIZATION, CABG (PX)	PX10	02110Z3	BYPASS CORONARY ARTERY, TWO ARTERIES FROM CORONARY ARTERY, OPEN APPROACH	02110Z3
PX_CABG	CORONARY REVASCULARIZATION, CABG (PX)	PX10	02110Z8	BYPASS CORONARY ARTERY, TWO ARTERIES FROM RIGHT INTERNAL MAMMARY, OPEN APPROACH	02110Z8

Boehringer Ingelheim
Statistical and Epidemiological Analysis Plan (SEAP) for Non-Interventional Study
(NIS)
BI Study Number 1245-0228

Proprietary confidential information © 2023 Boehringer Ingelheim International GmbH or one or more of its affiliated companies

PX_CABG	CORONARY REVASCULARIZATION, CABG (PX)	PX10	02110Z9	BYPASS CORONARY ARTERY, TWO ARTERIES FROM LEFT INTERNAL MAMMARY, OPEN APPROACH	02110Z9
PX_CABG	CORONARY REVASCULARIZATION, CABG (PX)	PX10	02110ZC	BYPASS CORONARY ARTERY, TWO ARTERIES FROM THORACIC ARTERY, OPEN APPROACH	02110ZC
PX_CABG	CORONARY REVASCULARIZATION, CABG (PX)	PX10	02110ZF	BYPASS CORONARY ARTERY, TWO ARTERIES FROM ABDOMINAL ARTERY, OPEN APPROACH	02110ZF
PX_CABG	CORONARY REVASCULARIZATION, CABG (PX)	PX10	0211344	BYPASS CORONARY ARTERY, TWO ARTERIES FROM CORONARY VEIN WITH DRUG-ELUTING INTRALUMINAL DEVICE, PERCUTANEOUS APPROACH	211344
PX_CABG	CORONARY REVASCULARIZATION, CABG (PX)	PX10	02113D4	BYPASS CORONARY ARTERY, TWO ARTERIES FROM CORONARY VEIN WITH INTRALUMINAL DEVICE, PERCUTANEOUS APPROACH	02113D4
PX_CABG	CORONARY REVASCULARIZATION, CABG (PX)	PX10	0211444	BYPASS CORONARY ARTERY, TWO ARTERIES FROM CORONARY VEIN WITH DRUG-ELUTING INTRALUMINAL DEVICE, PERCUTANEOUS ENDOSCOPIC APPROACH	211444
PX_CABG	CORONARY REVASCULARIZATION, CABG (PX)	PX10	0211483	BYPASS CORONARY ARTERY, TWO ARTERIES FROM CORONARY ARTERY WITH ZOOPLASTIC TISSUE, PERCUTANEOUS ENDOSCOPIC APPROACH	211483
PX_CABG	CORONARY REVASCULARIZATION, CABG (PX)	PX10	0211488	BYPASS CORONARY ARTERY, TWO ARTERIES FROM RIGHT INTERNAL MAMMARY WITH ZOOPLASTIC TISSUE, PERCUTANEOUS ENDOSCOPIC APPROACH	211488
PX_CABG	CORONARY REVASCULARIZATION, CABG (PX)	PX10	0211489	BYPASS CORONARY ARTERY, TWO ARTERIES FROM LEFT INTERNAL MAMMARY WITH ZOOPLASTIC TISSUE, PERCUTANEOUS ENDOSCOPIC APPROACH	211489
PX_CABG	CORONARY REVASCULARIZATION, CABG (PX)	PX10	021148C	BYPASS CORONARY ARTERY, TWO ARTERIES FROM THORACIC ARTERY WITH ZOOPLASTIC TISSUE, PERCUTANEOUS ENDOSCOPIC APPROACH	021148C
PX_CABG	CORONARY REVASCULARIZATION, CABG (PX)	PX10	021148F	BYPASS CORONARY ARTERY, TWO ARTERIES FROM ABDOMINAL ARTERY WITH ZOOPLASTIC TISSUE, PERCUTANEOUS ENDOSCOPIC APPROACH	021148F
PX_CABG	CORONARY REVASCULARIZATION, CABG (PX)	PX10	021148W	BYPASS CORONARY ARTERY, TWO ARTERIES FROM AORTA WITH ZOOPLASTIC TISSUE, PERCUTANEOUS ENDOSCOPIC APPROACH	021148W
PX_CABG	CORONARY REVASCULARIZATION, CABG (PX)	PX10	0211493	BYPASS CORONARY ARTERY, TWO ARTERIES FROM CORONARY ARTERY WITH AUTOLOGOUS VENOUS TISSUE, PERCUTANEOUS ENDOSCOPIC APPROACH	211493
PX_CABG	CORONARY REVASCULARIZATION, CABG (PX)	PX10	0211498	BYPASS CORONARY ARTERY, TWO ARTERIES FROM RIGHT INTERNAL MAMMARY WITH AUTOLOGOUS VENOUS TISSUE, PERCUTANEOUS ENDOSCOPIC APPROACH	211498
PX_CABG	CORONARY REVASCULARIZATION, CABG (PX)	PX10	0211499	BYPASS CORONARY ARTERY, TWO ARTERIES FROM LEFT INTERNAL MAMMARY WITH AUTOLOGOUS VENOUS TISSUE, PERCUTANEOUS ENDOSCOPIC APPROACH	211499
PX_CABG	CORONARY REVASCULARIZATION, CABG (PX)	PX10	021149C	BYPASS CORONARY ARTERY, TWO ARTERIES FROM THORACIC ARTERY WITH AUTOLOGOUS VENOUS TISSUE, PERCUTANEOUS ENDOSCOPIC APPROACH	021149C
PX_CABG	CORONARY REVASCULARIZATION, CABG (PX)	PX10	021149F	BYPASS CORONARY ARTERY, TWO ARTERIES FROM ABDOMINAL ARTERY WITH AUTOLOGOUS VENOUS TISSUE, PERCUTANEOUS ENDOSCOPIC APPROACH	021149F

Boehringer Ingelheim
Statistical and Epidemiological Analysis Plan (SEAP) for Non-Interventional Study
(NIS)
BI Study Number 1245-0228

Proprietary confidential information © 2023 Boehringer Ingelheim International GmbH or one or more of its affiliated companies

PX_CABG	CORONARY REVASCULARIZATION, CABG (PX)	PX10	021149W	BYPASS CORONARY ARTERY, TWO ARTERIES FROM AORTA WITH AUTOLOGOUS VENOUS TISSUE, PERCUTANEOUS ENDOSCOPIC APPROACH	021149W
PX_CABG	CORONARY REVASCULARIZATION, CABG (PX)	PX10	02114A3	BYPASS CORONARY ARTERY, TWO ARTERIES FROM CORONARY ARTERY WITH AUTOLOGOUS ARTERIAL TISSUE, PERCUTANEOUS ENDOSCOPIC APPROACH	02114A3
PX_CABG	CORONARY REVASCULARIZATION, CABG (PX)	PX10	02114A8	BYPASS CORONARY ARTERY, TWO ARTERIES FROM RIGHT INTERNAL MAMMARY WITH AUTOLOGOUS ARTERIAL TISSUE, PERCUTANEOUS ENDOSCOPIC APPROACH	02114A8
PX_CABG	CORONARY REVASCULARIZATION, CABG (PX)	PX10	02114A9	BYPASS CORONARY ARTERY, TWO ARTERIES FROM LEFT INTERNAL MAMMARY WITH AUTOLOGOUS ARTERIAL TISSUE, PERCUTANEOUS ENDOSCOPIC APPROACH	02114A9
PX_CABG	CORONARY REVASCULARIZATION, CABG (PX)	PX10	02114AC	BYPASS CORONARY ARTERY, TWO ARTERIES FROM THORACIC ARTERY WITH AUTOLOGOUS ARTERIAL TISSUE, PERCUTANEOUS ENDOSCOPIC APPROACH	02114AC
PX_CABG	CORONARY REVASCULARIZATION, CABG (PX)	PX10	02114AF	BYPASS CORONARY ARTERY, TWO ARTERIES FROM ABDOMINAL ARTERY WITH AUTOLOGOUS ARTERIAL TISSUE, PERCUTANEOUS ENDOSCOPIC APPROACH	02114AF
PX_CABG	CORONARY REVASCULARIZATION, CABG (PX)	PX10	02114AW	BYPASS CORONARY ARTERY, TWO ARTERIES FROM AORTA WITH AUTOLOGOUS ARTERIAL TISSUE, PERCUTANEOUS ENDOSCOPIC APPROACH	02114AW
PX_CABG	CORONARY REVASCULARIZATION, CABG (PX)	PX10	02114D4	BYPASS CORONARY ARTERY, TWO ARTERIES FROM CORONARY VEIN WITH INTRALUMINAL DEVICE, PERCUTANEOUS ENDOSCOPIC APPROACH	02114D4
PX_CABG	CORONARY REVASCULARIZATION, CABG (PX)	PX10	02114J3	BYPASS CORONARY ARTERY, TWO ARTERIES FROM CORONARY ARTERY WITH SYNTHETIC SUBSTITUTE, PERCUTANEOUS ENDOSCOPIC APPROACH	02114J3
PX_CABG	CORONARY REVASCULARIZATION, CABG (PX)	PX10	02114J8	BYPASS CORONARY ARTERY, TWO ARTERIES FROM RIGHT INTERNAL MAMMARY WITH SYNTHETIC SUBSTITUTE, PERCUTANEOUS ENDOSCOPIC APPROACH	02114J8
PX_CABG	CORONARY REVASCULARIZATION, CABG (PX)	PX10	02114J9	BYPASS CORONARY ARTERY, TWO ARTERIES FROM LEFT INTERNAL MAMMARY WITH SYNTHETIC SUBSTITUTE, PERCUTANEOUS ENDOSCOPIC APPROACH	02114J9
PX_CABG	CORONARY REVASCULARIZATION, CABG (PX)	PX10	02114JC	BYPASS CORONARY ARTERY, TWO ARTERIES FROM THORACIC ARTERY WITH SYNTHETIC SUBSTITUTE, PERCUTANEOUS ENDOSCOPIC APPROACH	02114JC
PX_CABG	CORONARY REVASCULARIZATION, CABG (PX)	PX10	02114JF	BYPASS CORONARY ARTERY, TWO ARTERIES FROM ABDOMINAL ARTERY WITH SYNTHETIC SUBSTITUTE, PERCUTANEOUS ENDOSCOPIC APPROACH	02114JF
PX_CABG	CORONARY REVASCULARIZATION, CABG (PX)	PX10	02114JW	BYPASS CORONARY ARTERY, TWO ARTERIES FROM AORTA WITH SYNTHETIC SUBSTITUTE, PERCUTANEOUS ENDOSCOPIC APPROACH	02114JW
PX_CABG	CORONARY REVASCULARIZATION, CABG (PX)	PX10	02114K3	BYPASS CORONARY ARTERY, TWO ARTERIES FROM CORONARY ARTERY WITH NONAUTOLOGOUS TISSUE SUBSTITUTE, PERCUTANEOUS ENDOSCOPIC APPROACH	02114K3
PX_CABG	CORONARY REVASCULARIZATION, CABG (PX)	PX10	02114K8	BYPASS CORONARY ARTERY, TWO ARTERIES FROM RIGHT INTERNAL MAMMARY WITH NONAUTOLOGOUS TISSUE SUBSTITUTE, PERCUTANEOUS ENDOSCOPIC APPROACH	02114K8

Boehringer Ingelheim
Statistical and Epidemiological Analysis Plan (SEAP) for Non-Interventional Study
(NIS)
BI Study Number 1245-0228

Proprietary confidential information © 2023 Boehringer Ingelheim International GmbH or one or more of its affiliated companies

PX_CABG	CORONARY REVASCULARIZATION, CABG (PX)	PX10	02114K9	BYPASS CORONARY ARTERY, TWO ARTERIES FROM LEFT INTERNAL MAMMARY WITH NONAUTOLOGOUS TISSUE SUBSTITUTE, PERCUTANEOUS ENDOSCOPIC APPROACH	02114K9
PX_CABG	CORONARY REVASCULARIZATION, CABG (PX)	PX10	02114KC	BYPASS CORONARY ARTERY, TWO ARTERIES FROM THORACIC ARTERY WITH NONAUTOLOGOUS TISSUE SUBSTITUTE, PERCUTANEOUS ENDOSCOPIC APPROACH	02114KC
PX_CABG	CORONARY REVASCULARIZATION, CABG (PX)	PX10	02114KF	BYPASS CORONARY ARTERY, TWO ARTERIES FROM ABDOMINAL ARTERY WITH NONAUTOLOGOUS TISSUE SUBSTITUTE, PERCUTANEOUS ENDOSCOPIC APPROACH	02114KF
PX_CABG	CORONARY REVASCULARIZATION, CABG (PX)	PX10	02114KW	BYPASS CORONARY ARTERY, TWO ARTERIES FROM AORTA WITH NONAUTOLOGOUS TISSUE SUBSTITUTE, PERCUTANEOUS ENDOSCOPIC APPROACH	02114KW
PX_CABG	CORONARY REVASCULARIZATION, CABG (PX)	PX10	02114Z3	BYPASS CORONARY ARTERY, TWO ARTERIES FROM CORONARY ARTERY, PERCUTANEOUS ENDOSCOPIC APPROACH	02114Z3
PX_CABG	CORONARY REVASCULARIZATION, CABG (PX)	PX10	02114Z8	BYPASS CORONARY ARTERY, TWO ARTERIES FROM RIGHT INTERNAL MAMMARY, PERCUTANEOUS ENDOSCOPIC APPROACH	02114Z8
PX_CABG	CORONARY REVASCULARIZATION, CABG (PX)	PX10	02114Z9	BYPASS CORONARY ARTERY, TWO ARTERIES FROM LEFT INTERNAL MAMMARY, PERCUTANEOUS ENDOSCOPIC APPROACH	02114Z9
PX_CABG	CORONARY REVASCULARIZATION, CABG (PX)	PX10	02114ZC	BYPASS CORONARY ARTERY, TWO ARTERIES FROM THORACIC ARTERY, PERCUTANEOUS ENDOSCOPIC APPROACH	02114ZC
PX_CABG	CORONARY REVASCULARIZATION, CABG (PX)	PX10	02114ZF	BYPASS CORONARY ARTERY, TWO ARTERIES FROM ABDOMINAL ARTERY, PERCUTANEOUS ENDOSCOPIC APPROACH	02114ZF
PX_CABG	CORONARY REVASCULARIZATION, CABG (PX)	PX10	0212083	BYPASS CORONARY ARTERY, THREE ARTERIES FROM CORONARY ARTERY WITH ZOOPLASTIC TISSUE, OPEN APPROACH	212083
PX_CABG	CORONARY REVASCULARIZATION, CABG (PX)	PX10	0212088	BYPASS CORONARY ARTERY, THREE ARTERIES FROM RIGHT INTERNAL MAMMARY WITH ZOOPLASTIC TISSUE, OPEN APPROACH	212088
PX_CABG	CORONARY REVASCULARIZATION, CABG (PX)	PX10	0212089	BYPASS CORONARY ARTERY, THREE ARTERIES FROM LEFT INTERNAL MAMMARY WITH ZOOPLASTIC TISSUE, OPEN APPROACH	212089
PX_CABG	CORONARY REVASCULARIZATION, CABG (PX)	PX10	021208C	BYPASS CORONARY ARTERY, THREE ARTERIES FROM THORACIC ARTERY WITH ZOOPLASTIC TISSUE, OPEN APPROACH	021208C
PX_CABG	CORONARY REVASCULARIZATION, CABG (PX)	PX10	021208F	BYPASS CORONARY ARTERY, THREE ARTERIES FROM ABDOMINAL ARTERY WITH ZOOPLASTIC TISSUE, OPEN APPROACH	021208F
PX_CABG	CORONARY REVASCULARIZATION, CABG (PX)	PX10	021208W	BYPASS CORONARY ARTERY, THREE ARTERIES FROM AORTA WITH ZOOPLASTIC TISSUE, OPEN APPROACH	021208W
PX_CABG	CORONARY REVASCULARIZATION, CABG (PX)	PX10	0212093	BYPASS CORONARY ARTERY, THREE ARTERIES FROM CORONARY ARTERY WITH AUTOLOGOUS VENOUS TISSUE, OPEN APPROACH	212093
PX_CABG	CORONARY REVASCULARIZATION, CABG (PX)	PX10	0212098	BYPASS CORONARY ARTERY, THREE ARTERIES FROM RIGHT INTERNAL MAMMARY WITH AUTOLOGOUS VENOUS TISSUE, OPEN APPROACH	212098
PX_CABG	CORONARY REVASCULARIZATION, CABG (PX)	PX10	0212099	BYPASS CORONARY ARTERY, THREE ARTERIES FROM LEFT INTERNAL MAMMARY WITH AUTOLOGOUS VENOUS TISSUE, OPEN APPROACH	212099
PX_CABG	CORONARY REVASCULARIZATION, CABG (PX)	PX10	021209C	BYPASS CORONARY ARTERY, THREE ARTERIES FROM THORACIC ARTERY WITH AUTOLOGOUS VENOUS TISSUE, OPEN APPROACH	021209C

Boehringer Ingelheim
Statistical and Epidemiological Analysis Plan (SEAP) for Non-Interventional Study
(NIS)
BI Study Number 1245-0228

Proprietary confidential information © 2023 Boehringer Ingelheim International GmbH or one or more of its affiliated companies

PX_CABG	CORONARY REVASCULARIZATION, CABG (PX)	PX10	021209F	BYPASS CORONARY ARTERY, THREE ARTERIES FROM ABDOMINAL ARTERY WITH AUTOLOGOUS VENOUS TISSUE, OPEN APPROACH	021209F
PX_CABG	CORONARY REVASCULARIZATION, CABG (PX)	PX10	021209W	BYPASS CORONARY ARTERY, THREE ARTERIES FROM AORTA WITH AUTOLOGOUS VENOUS TISSUE, OPEN APPROACH	021209W
PX_CABG	CORONARY REVASCULARIZATION, CABG (PX)	PX10	02120A3	BYPASS CORONARY ARTERY, THREE ARTERIES FROM CORONARY ARTERY WITH AUTOLOGOUS ARTERIAL TISSUE, OPEN APPROACH	02120A3
PX_CABG	CORONARY REVASCULARIZATION, CABG (PX)	PX10	02120A8	BYPASS CORONARY ARTERY, THREE ARTERIES FROM RIGHT INTERNAL MAMMARY WITH AUTOLOGOUS ARTERIAL TISSUE, OPEN APPROACH	02120A8
PX_CABG	CORONARY REVASCULARIZATION, CABG (PX)	PX10	02120A9	BYPASS CORONARY ARTERY, THREE ARTERIES FROM LEFT INTERNAL MAMMARY WITH AUTOLOGOUS ARTERIAL TISSUE, OPEN APPROACH	02120A9
PX_CABG	CORONARY REVASCULARIZATION, CABG (PX)	PX10	02120AC	BYPASS CORONARY ARTERY, THREE ARTERIES FROM THORACIC ARTERY WITH AUTOLOGOUS ARTERIAL TISSUE, OPEN APPROACH	02120AC
PX_CABG	CORONARY REVASCULARIZATION, CABG (PX)	PX10	02120AF	BYPASS CORONARY ARTERY, THREE ARTERIES FROM ABDOMINAL ARTERY WITH AUTOLOGOUS ARTERIAL TISSUE, OPEN APPROACH	02120AF
PX_CABG	CORONARY REVASCULARIZATION, CABG (PX)	PX10	02120AW	BYPASS CORONARY ARTERY, THREE ARTERIES FROM AORTA WITH AUTOLOGOUS ARTERIAL TISSUE, OPEN APPROACH	02120AW
PX_CABG	CORONARY REVASCULARIZATION, CABG (PX)	PX10	02120J3	BYPASS CORONARY ARTERY, THREE ARTERIES FROM CORONARY ARTERY WITH SYNTHETIC SUBSTITUTE, OPEN APPROACH	02120J3
PX_CABG	CORONARY REVASCULARIZATION, CABG (PX)	PX10	02120J8	BYPASS CORONARY ARTERY, THREE ARTERIES FROM RIGHT INTERNAL MAMMARY WITH SYNTHETIC SUBSTITUTE, OPEN APPROACH	02120J8
PX_CABG	CORONARY REVASCULARIZATION, CABG (PX)	PX10	02120J9	BYPASS CORONARY ARTERY, THREE ARTERIES FROM LEFT INTERNAL MAMMARY WITH SYNTHETIC SUBSTITUTE, OPEN APPROACH	02120J9
PX_CABG	CORONARY REVASCULARIZATION, CABG (PX)	PX10	02120JC	BYPASS CORONARY ARTERY, THREE ARTERIES FROM THORACIC ARTERY WITH SYNTHETIC SUBSTITUTE, OPEN APPROACH	02120JC
PX_CABG	CORONARY REVASCULARIZATION, CABG (PX)	PX10	02120JF	BYPASS CORONARY ARTERY, THREE ARTERIES FROM ABDOMINAL ARTERY WITH SYNTHETIC SUBSTITUTE, OPEN APPROACH	02120JF
PX_CABG	CORONARY REVASCULARIZATION, CABG (PX)	PX10	02120JW	BYPASS CORONARY ARTERY, THREE ARTERIES FROM AORTA WITH SYNTHETIC SUBSTITUTE, OPEN APPROACH	02120JW
PX_CABG	CORONARY REVASCULARIZATION, CABG (PX)	PX10	02120K3	BYPASS CORONARY ARTERY, THREE ARTERIES FROM CORONARY ARTERY WITH NONAUTOLOGOUS TISSUE SUBSTITUTE, OPEN APPROACH	02120K3
PX_CABG	CORONARY REVASCULARIZATION, CABG (PX)	PX10	02120K8	BYPASS CORONARY ARTERY, THREE ARTERIES FROM RIGHT INTERNAL MAMMARY WITH NONAUTOLOGOUS TISSUE SUBSTITUTE, OPEN APPROACH	02120K8
PX_CABG	CORONARY REVASCULARIZATION, CABG (PX)	PX10	02120K9	BYPASS CORONARY ARTERY, THREE ARTERIES FROM LEFT INTERNAL MAMMARY WITH NONAUTOLOGOUS TISSUE SUBSTITUTE, OPEN APPROACH	02120K9
PX_CABG	CORONARY REVASCULARIZATION, CABG (PX)	PX10	02120KC	BYPASS CORONARY ARTERY, THREE ARTERIES FROM THORACIC ARTERY WITH NONAUTOLOGOUS TISSUE SUBSTITUTE, OPEN APPROACH	02120KC
PX_CABG	CORONARY REVASCULARIZATION, CABG (PX)	PX10	02120KF	BYPASS CORONARY ARTERY, THREE ARTERIES FROM ABDOMINAL ARTERY WITH NONAUTOLOGOUS TISSUE SUBSTITUTE, OPEN APPROACH	02120KF

Boehringer Ingelheim
Statistical and Epidemiological Analysis Plan (SEAP) for Non-Interventional Study
(NIS)
BI Study Number 1245-0228

Proprietary confidential information © 2023 Boehringer Ingelheim International GmbH or one or more of its affiliated companies

PX_CABG	CORONARY REVASCULARIZATION, CABG (PX)	PX10	02120KW	BYPASS CORONARY ARTERY, THREE ARTERIES FROM AORTA WITH NONAUTOLOGOUS TISSUE SUBSTITUTE, OPEN APPROACH	02120KW
PX_CABG	CORONARY REVASCULARIZATION, CABG (PX)	PX10	02120Z3	BYPASS CORONARY ARTERY, THREE ARTERIES FROM CORONARY ARTERY, OPEN APPROACH	02120Z3
PX_CABG	CORONARY REVASCULARIZATION, CABG (PX)	PX10	02120Z8	BYPASS CORONARY ARTERY, THREE ARTERIES FROM RIGHT INTERNAL MAMMARY, OPEN APPROACH	02120Z8
PX_CABG	CORONARY REVASCULARIZATION, CABG (PX)	PX10	02120Z9	BYPASS CORONARY ARTERY, THREE ARTERIES FROM LEFT INTERNAL MAMMARY, OPEN APPROACH	02120Z9
PX_CABG	CORONARY REVASCULARIZATION, CABG (PX)	PX10	02120ZC	BYPASS CORONARY ARTERY, THREE ARTERIES FROM THORACIC ARTERY, OPEN APPROACH	02120ZC
PX_CABG	CORONARY REVASCULARIZATION, CABG (PX)	PX10	02120ZF	BYPASS CORONARY ARTERY, THREE ARTERIES FROM ABDOMINAL ARTERY, OPEN APPROACH	02120ZF
PX_CABG	CORONARY REVASCULARIZATION, CABG (PX)	PX10	0212344	BYPASS CORONARY ARTERY, THREE ARTERIES FROM CORONARY VEIN WITH DRUG-ELUTING INTRALUMINAL DEVICE, PERCUTANEOUS APPROACH	212344
PX_CABG	CORONARY REVASCULARIZATION, CABG (PX)	PX10	02123D4	BYPASS CORONARY ARTERY, THREE ARTERIES FROM CORONARY VEIN WITH INTRALUMINAL DEVICE, PERCUTANEOUS APPROACH	02123D4
PX_CABG	CORONARY REVASCULARIZATION, CABG (PX)	PX10	0212444	BYPASS CORONARY ARTERY, THREE ARTERIES FROM CORONARY VEIN WITH DRUG-ELUTING INTRALUMINAL DEVICE, PERCUTANEOUS ENDOSCOPIC APPROACH	212444
PX_CABG	CORONARY REVASCULARIZATION, CABG (PX)	PX10	0212483	BYPASS CORONARY ARTERY, THREE ARTERIES FROM CORONARY ARTERY WITH ZOOPLASTIC TISSUE, PERCUTANEOUS ENDOSCOPIC APPROACH	212483
PX_CABG	CORONARY REVASCULARIZATION, CABG (PX)	PX10	0212488	BYPASS CORONARY ARTERY, THREE ARTERIES FROM RIGHT INTERNAL MAMMARY WITH ZOOPLASTIC TISSUE, PERCUTANEOUS ENDOSCOPIC APPROACH	212488
PX_CABG	CORONARY REVASCULARIZATION, CABG (PX)	PX10	0212489	BYPASS CORONARY ARTERY, THREE ARTERIES FROM LEFT INTERNAL MAMMARY WITH ZOOPLASTIC TISSUE, PERCUTANEOUS ENDOSCOPIC APPROACH	212489
PX_CABG	CORONARY REVASCULARIZATION, CABG (PX)	PX10	021248C	BYPASS CORONARY ARTERY, THREE ARTERIES FROM THORACIC ARTERY WITH ZOOPLASTIC TISSUE, PERCUTANEOUS ENDOSCOPIC APPROACH	021248C
PX_CABG	CORONARY REVASCULARIZATION, CABG (PX)	PX10	021248F	BYPASS CORONARY ARTERY, THREE ARTERIES FROM ABDOMINAL ARTERY WITH ZOOPLASTIC TISSUE, PERCUTANEOUS ENDOSCOPIC APPROACH	021248F
PX_CABG	CORONARY REVASCULARIZATION, CABG (PX)	PX10	021248W	BYPASS CORONARY ARTERY, THREE ARTERIES FROM AORTA WITH ZOOPLASTIC TISSUE, PERCUTANEOUS ENDOSCOPIC APPROACH	021248W
PX_CABG	CORONARY REVASCULARIZATION, CABG (PX)	PX10	0212493	BYPASS CORONARY ARTERY, THREE ARTERIES FROM CORONARY ARTERY WITH AUTOLOGOUS VENOUS TISSUE, PERCUTANEOUS ENDOSCOPIC APPROACH	212493
PX_CABG	CORONARY REVASCULARIZATION, CABG (PX)	PX10	0212498	BYPASS CORONARY ARTERY, THREE ARTERIES FROM RIGHT INTERNAL MAMMARY WITH AUTOLOGOUS VENOUS TISSUE, PERCUTANEOUS ENDOSCOPIC APPROACH	212498
PX_CABG	CORONARY REVASCULARIZATION, CABG (PX)	PX10	0212499	BYPASS CORONARY ARTERY, THREE ARTERIES FROM LEFT INTERNAL MAMMARY WITH AUTOLOGOUS VENOUS TISSUE, PERCUTANEOUS ENDOSCOPIC APPROACH	212499

Boehringer Ingelheim
Statistical and Epidemiological Analysis Plan (SEAP) for Non-Interventional Study
(NIS)
BI Study Number 1245-0228

Proprietary confidential information © 2023 Boehringer Ingelheim International GmbH or one or more of its affiliated companies

PX_CABG	CORONARY REVASCULARIZATION, CABG (PX)	PX10	021249C	BYPASS CORONARY ARTERY, THREE ARTERIES FROM THORACIC ARTERY WITH AUTOLOGOUS VENOUS TISSUE, PERCUTANEOUS ENDOSCOPIC APPROACH	021249C
PX_CABG	CORONARY REVASCULARIZATION, CABG (PX)	PX10	021249F	BYPASS CORONARY ARTERY, THREE ARTERIES FROM ABDOMINAL ARTERY WITH AUTOLOGOUS VENOUS TISSUE, PERCUTANEOUS ENDOSCOPIC APPROACH	021249F
PX_CABG	CORONARY REVASCULARIZATION, CABG (PX)	PX10	021249W	BYPASS CORONARY ARTERY, THREE ARTERIES FROM AORTA WITH AUTOLOGOUS VENOUS TISSUE, PERCUTANEOUS ENDOSCOPIC APPROACH	021249W
PX_CABG	CORONARY REVASCULARIZATION, CABG (PX)	PX10	02124A3	BYPASS CORONARY ARTERY, THREE ARTERIES FROM CORONARY ARTERY WITH AUTOLOGOUS ARTERIAL TISSUE, PERCUTANEOUS ENDOSCOPIC APPROACH	02124A3
PX_CABG	CORONARY REVASCULARIZATION, CABG (PX)	PX10	02124A8	BYPASS CORONARY ARTERY, THREE ARTERIES FROM RIGHT INTERNAL MAMMARY WITH AUTOLOGOUS ARTERIAL TISSUE, PERCUTANEOUS ENDOSCOPIC APPROACH	02124A8
PX_CABG	CORONARY REVASCULARIZATION, CABG (PX)	PX10	02124A9	BYPASS CORONARY ARTERY, THREE ARTERIES FROM LEFT INTERNAL MAMMARY WITH AUTOLOGOUS ARTERIAL TISSUE, PERCUTANEOUS ENDOSCOPIC APPROACH	02124A9
PX_CABG	CORONARY REVASCULARIZATION, CABG (PX)	PX10	02124AC	BYPASS CORONARY ARTERY, THREE ARTERIES FROM THORACIC ARTERY WITH AUTOLOGOUS ARTERIAL TISSUE, PERCUTANEOUS ENDOSCOPIC APPROACH	02124AC
PX_CABG	CORONARY REVASCULARIZATION, CABG (PX)	PX10	02124AF	BYPASS CORONARY ARTERY, THREE ARTERIES FROM ABDOMINAL ARTERY WITH AUTOLOGOUS ARTERIAL TISSUE, PERCUTANEOUS ENDOSCOPIC APPROACH	02124AF
PX_CABG	CORONARY REVASCULARIZATION, CABG (PX)	PX10	02124AW	BYPASS CORONARY ARTERY, THREE ARTERIES FROM AORTA WITH AUTOLOGOUS ARTERIAL TISSUE, PERCUTANEOUS ENDOSCOPIC APPROACH	02124AW
PX_CABG	CORONARY REVASCULARIZATION, CABG (PX)	PX10	02124D4	BYPASS CORONARY ARTERY, THREE ARTERIES FROM CORONARY VEIN WITH INTRALUMINAL DEVICE, PERCUTANEOUS ENDOSCOPIC APPROACH	02124D4
PX_CABG	CORONARY REVASCULARIZATION, CABG (PX)	PX10	02124J3	BYPASS CORONARY ARTERY, THREE ARTERIES FROM CORONARY ARTERY WITH SYNTHETIC SUBSTITUTE, PERCUTANEOUS ENDOSCOPIC APPROACH	02124J3
PX_CABG	CORONARY REVASCULARIZATION, CABG (PX)	PX10	02124J8	BYPASS CORONARY ARTERY, THREE ARTERIES FROM RIGHT INTERNAL MAMMARY WITH SYNTHETIC SUBSTITUTE, PERCUTANEOUS ENDOSCOPIC APPROACH	02124J8
PX_CABG	CORONARY REVASCULARIZATION, CABG (PX)	PX10	02124J9	BYPASS CORONARY ARTERY, THREE ARTERIES FROM LEFT INTERNAL MAMMARY WITH SYNTHETIC SUBSTITUTE, PERCUTANEOUS ENDOSCOPIC APPROACH	02124J9
PX_CABG	CORONARY REVASCULARIZATION, CABG (PX)	PX10	02124JC	BYPASS CORONARY ARTERY, THREE ARTERIES FROM THORACIC ARTERY WITH SYNTHETIC SUBSTITUTE, PERCUTANEOUS ENDOSCOPIC APPROACH	02124JC
PX_CABG	CORONARY REVASCULARIZATION, CABG (PX)	PX10	02124JF	BYPASS CORONARY ARTERY, THREE ARTERIES FROM ABDOMINAL ARTERY WITH SYNTHETIC SUBSTITUTE, PERCUTANEOUS ENDOSCOPIC APPROACH	02124JF
PX_CABG	CORONARY REVASCULARIZATION, CABG (PX)	PX10	02124JW	BYPASS CORONARY ARTERY, THREE ARTERIES FROM AORTA WITH SYNTHETIC SUBSTITUTE, PERCUTANEOUS ENDOSCOPIC APPROACH	02124JW

Boehringer Ingelheim
Statistical and Epidemiological Analysis Plan (SEAP) for Non-Interventional Study
(NIS)
BI Study Number 1245-0228

Proprietary confidential information © 2023 Boehringer Ingelheim International GmbH or one or more of its affiliated companies

PX_CABG	CORONARY REVASCULARIZATION, CABG (PX)	PX10	02124K3	BYPASS CORONARY ARTERY, THREE ARTERIES FROM CORONARY ARTERY WITH NONAUTOLOGOUS TISSUE SUBSTITUTE, PERCUTANEOUS ENDOSCOPIC APPROACH	02124K3
PX_CABG	CORONARY REVASCULARIZATION, CABG (PX)	PX10	02124K8	BYPASS CORONARY ARTERY, THREE ARTERIES FROM RIGHT INTERNAL MAMMARY WITH NONAUTOLOGOUS TISSUE SUBSTITUTE, PERCUTANEOUS ENDOSCOPIC APPROACH	02124K8
PX_CABG	CORONARY REVASCULARIZATION, CABG (PX)	PX10	02124K9	BYPASS CORONARY ARTERY, THREE ARTERIES FROM LEFT INTERNAL MAMMARY WITH NONAUTOLOGOUS TISSUE SUBSTITUTE, PERCUTANEOUS ENDOSCOPIC APPROACH	02124K9
PX_CABG	CORONARY REVASCULARIZATION, CABG (PX)	PX10	02124KC	BYPASS CORONARY ARTERY, THREE ARTERIES FROM THORACIC ARTERY WITH NONAUTOLOGOUS TISSUE SUBSTITUTE, PERCUTANEOUS ENDOSCOPIC APPROACH	02124KC
PX_CABG	CORONARY REVASCULARIZATION, CABG (PX)	PX10	02124KF	BYPASS CORONARY ARTERY, THREE ARTERIES FROM ABDOMINAL ARTERY WITH NONAUTOLOGOUS TISSUE SUBSTITUTE, PERCUTANEOUS ENDOSCOPIC APPROACH	02124KF
PX_CABG	CORONARY REVASCULARIZATION, CABG (PX)	PX10	02124KW	BYPASS CORONARY ARTERY, THREE ARTERIES FROM AORTA WITH NONAUTOLOGOUS TISSUE SUBSTITUTE, PERCUTANEOUS ENDOSCOPIC APPROACH	02124KW
PX_CABG	CORONARY REVASCULARIZATION, CABG (PX)	PX10	02124Z3	BYPASS CORONARY ARTERY, THREE ARTERIES FROM CORONARY ARTERY, PERCUTANEOUS ENDOSCOPIC APPROACH	02124Z3
PX_CABG	CORONARY REVASCULARIZATION, CABG (PX)	PX10	02124Z8	BYPASS CORONARY ARTERY, THREE ARTERIES FROM RIGHT INTERNAL MAMMARY, PERCUTANEOUS ENDOSCOPIC APPROACH	02124Z8
PX_CABG	CORONARY REVASCULARIZATION, CABG (PX)	PX10	02124Z9	BYPASS CORONARY ARTERY, THREE ARTERIES FROM LEFT INTERNAL MAMMARY, PERCUTANEOUS ENDOSCOPIC APPROACH	02124Z9
PX_CABG	CORONARY REVASCULARIZATION, CABG (PX)	PX10	02124ZC	BYPASS CORONARY ARTERY, THREE ARTERIES FROM THORACIC ARTERY, PERCUTANEOUS ENDOSCOPIC APPROACH	02124ZC
PX_CABG	CORONARY REVASCULARIZATION, CABG (PX)	PX10	02124ZF	BYPASS CORONARY ARTERY, THREE ARTERIES FROM ABDOMINAL ARTERY, PERCUTANEOUS ENDOSCOPIC APPROACH	02124ZF
PX_CABG	CORONARY REVASCULARIZATION, CABG (PX)	PX10	0213083	BYPASS CORONARY ARTERY, FOUR OR MORE ARTERIES FROM CORONARY ARTERY WITH ZOOPLASTIC TISSUE, OPEN APPROACH	213083
PX_CABG	CORONARY REVASCULARIZATION, CABG (PX)	PX10	0213088	BYPASS CORONARY ARTERY, FOUR OR MORE ARTERIES FROM RIGHT INTERNAL MAMMARY WITH ZOOPLASTIC TISSUE, OPEN APPROACH	213088
PX_CABG	CORONARY REVASCULARIZATION, CABG (PX)	PX10	0213089	BYPASS CORONARY ARTERY, FOUR OR MORE ARTERIES FROM LEFT INTERNAL MAMMARY WITH ZOOPLASTIC TISSUE, OPEN APPROACH	213089
PX_CABG	CORONARY REVASCULARIZATION, CABG (PX)	PX10	021308C	BYPASS CORONARY ARTERY, FOUR OR MORE ARTERIES FROM THORACIC ARTERY WITH ZOOPLASTIC TISSUE, OPEN APPROACH	021308C
PX_CABG	CORONARY REVASCULARIZATION, CABG (PX)	PX10	021308F	BYPASS CORONARY ARTERY, FOUR OR MORE ARTERIES FROM ABDOMINAL ARTERY WITH ZOOPLASTIC TISSUE, OPEN APPROACH	021308F
PX_CABG	CORONARY REVASCULARIZATION, CABG (PX)	PX10	021308W	BYPASS CORONARY ARTERY, FOUR OR MORE ARTERIES FROM AORTA WITH ZOOPLASTIC TISSUE, OPEN APPROACH	021308W
PX_CABG	CORONARY REVASCULARIZATION, CABG (PX)	PX10	0213093	BYPASS CORONARY ARTERY, FOUR OR MORE ARTERIES FROM CORONARY ARTERY WITH AUTOLOGOUS VENOUS TISSUE, OPEN APPROACH	213093

Boehringer Ingelheim
Statistical and Epidemiological Analysis Plan (SEAP) for Non-Interventional Study
(NIS)
BI Study Number 1245-0228

Proprietary confidential information © 2023 Boehringer Ingelheim International GmbH or one or more of its affiliated companies

PX_CABG	CORONARY REVASCULARIZATION, CABG (PX)	PX10	0213098	BYPASS CORONARY ARTERY, FOUR OR MORE ARTERIES FROM RIGHT INTERNAL MAMMARY WITH AUTOLOGOUS VENOUS TISSUE, OPEN APPROACH	213098
PX_CABG	CORONARY REVASCULARIZATION, CABG (PX)	PX10	0213099	BYPASS CORONARY ARTERY, FOUR OR MORE ARTERIES FROM LEFT INTERNAL MAMMARY WITH AUTOLOGOUS VENOUS TISSUE, OPEN APPROACH	213099
PX_CABG	CORONARY REVASCULARIZATION, CABG (PX)	PX10	021309C	BYPASS CORONARY ARTERY, FOUR OR MORE ARTERIES FROM THORACIC ARTERY WITH AUTOLOGOUS VENOUS TISSUE, OPEN APPROACH	021309C
PX_CABG	CORONARY REVASCULARIZATION, CABG (PX)	PX10	021309F	BYPASS CORONARY ARTERY, FOUR OR MORE ARTERIES FROM ABDOMINAL ARTERY WITH AUTOLOGOUS VENOUS TISSUE, OPEN APPROACH	021309F
PX_CABG	CORONARY REVASCULARIZATION, CABG (PX)	PX10	021309W	BYPASS CORONARY ARTERY, FOUR OR MORE ARTERIES FROM AORTA WITH AUTOLOGOUS VENOUS TISSUE, OPEN APPROACH	021309W
PX_CABG	CORONARY REVASCULARIZATION, CABG (PX)	PX10	02130A3	BYPASS CORONARY ARTERY, FOUR OR MORE ARTERIES FROM CORONARY ARTERY WITH AUTOLOGOUS ARTERIAL TISSUE, OPEN APPROACH	02130A3
PX_CABG	CORONARY REVASCULARIZATION, CABG (PX)	PX10	02130A8	BYPASS CORONARY ARTERY, FOUR OR MORE ARTERIES FROM RIGHT INTERNAL MAMMARY WITH AUTOLOGOUS ARTERIAL TISSUE, OPEN APPROACH	02130A8
PX_CABG	CORONARY REVASCULARIZATION, CABG (PX)	PX10	02130A9	BYPASS CORONARY ARTERY, FOUR OR MORE ARTERIES FROM LEFT INTERNAL MAMMARY WITH AUTOLOGOUS ARTERIAL TISSUE, OPEN APPROACH	02130A9
PX_CABG	CORONARY REVASCULARIZATION, CABG (PX)	PX10	02130AC	BYPASS CORONARY ARTERY, FOUR OR MORE ARTERIES FROM THORACIC ARTERY WITH AUTOLOGOUS ARTERIAL TISSUE, OPEN APPROACH	02130AC
PX_CABG	CORONARY REVASCULARIZATION, CABG (PX)	PX10	02130AF	BYPASS CORONARY ARTERY, FOUR OR MORE ARTERIES FROM ABDOMINAL ARTERY WITH AUTOLOGOUS ARTERIAL TISSUE, OPEN APPROACH	02130AF
PX_CABG	CORONARY REVASCULARIZATION, CABG (PX)	PX10	02130AW	BYPASS CORONARY ARTERY, FOUR OR MORE ARTERIES FROM AORTA WITH AUTOLOGOUS ARTERIAL TISSUE, OPEN APPROACH	02130AW
PX_CABG	CORONARY REVASCULARIZATION, CABG (PX)	PX10	02130J3	BYPASS CORONARY ARTERY, FOUR OR MORE ARTERIES FROM CORONARY ARTERY WITH SYNTHETIC SUBSTITUTE, OPEN APPROACH	02130J3
PX_CABG	CORONARY REVASCULARIZATION, CABG (PX)	PX10	02130J8	BYPASS CORONARY ARTERY, FOUR OR MORE ARTERIES FROM RIGHT INTERNAL MAMMARY WITH SYNTHETIC SUBSTITUTE, OPEN APPROACH	02130J8
PX_CABG	CORONARY REVASCULARIZATION, CABG (PX)	PX10	02130J9	BYPASS CORONARY ARTERY, FOUR OR MORE ARTERIES FROM LEFT INTERNAL MAMMARY WITH SYNTHETIC SUBSTITUTE, OPEN APPROACH	02130J9
PX_CABG	CORONARY REVASCULARIZATION, CABG (PX)	PX10	02130JC	BYPASS CORONARY ARTERY, FOUR OR MORE ARTERIES FROM THORACIC ARTERY WITH SYNTHETIC SUBSTITUTE, OPEN APPROACH	02130JC
PX_CABG	CORONARY REVASCULARIZATION, CABG (PX)	PX10	02130JF	BYPASS CORONARY ARTERY, FOUR OR MORE ARTERIES FROM ABDOMINAL ARTERY WITH SYNTHETIC SUBSTITUTE, OPEN APPROACH	02130JF
PX_CABG	CORONARY REVASCULARIZATION, CABG (PX)	PX10	02130JW	BYPASS CORONARY ARTERY, FOUR OR MORE ARTERIES FROM AORTA WITH SYNTHETIC SUBSTITUTE, OPEN APPROACH	02130JW

Boehringer Ingelheim
Statistical and Epidemiological Analysis Plan (SEAP) for Non-Interventional Study
(NIS)
BI Study Number 1245-0228

Proprietary confidential information © 2023 Boehringer Ingelheim International GmbH or one or more of its affiliated companies

PX_CABG	CORONARY REVASCULARIZATION, CABG (PX)	PX10	02130K3	BYPASS CORONARY ARTERY, FOUR OR MORE ARTERIES FROM CORONARY ARTERY WITH NONAUTOLOGOUS TISSUE SUBSTITUTE, OPEN APPROACH	02130K3
PX_CABG	CORONARY REVASCULARIZATION, CABG (PX)	PX10	02130K8	BYPASS CORONARY ARTERY, FOUR OR MORE ARTERIES FROM RIGHT INTERNAL MAMMARY WITH NONAUTOLOGOUS TISSUE SUBSTITUTE, OPEN APPROACH	02130K8
PX_CABG	CORONARY REVASCULARIZATION, CABG (PX)	PX10	02130K9	BYPASS CORONARY ARTERY, FOUR OR MORE ARTERIES FROM LEFT INTERNAL MAMMARY WITH NONAUTOLOGOUS TISSUE SUBSTITUTE, OPEN APPROACH	02130K9
PX_CABG	CORONARY REVASCULARIZATION, CABG (PX)	PX10	02130KC	BYPASS CORONARY ARTERY, FOUR OR MORE ARTERIES FROM THORACIC ARTERY WITH NONAUTOLOGOUS TISSUE SUBSTITUTE, OPEN APPROACH	02130KC
PX_CABG	CORONARY REVASCULARIZATION, CABG (PX)	PX10	02130KF	BYPASS CORONARY ARTERY, FOUR OR MORE ARTERIES FROM ABDOMINAL ARTERY WITH NONAUTOLOGOUS TISSUE SUBSTITUTE, OPEN APPROACH	02130KF
PX_CABG	CORONARY REVASCULARIZATION, CABG (PX)	PX10	02130KW	BYPASS CORONARY ARTERY, FOUR OR MORE ARTERIES FROM AORTA WITH NONAUTOLOGOUS TISSUE SUBSTITUTE, OPEN APPROACH	02130KW
PX_CABG	CORONARY REVASCULARIZATION, CABG (PX)	PX10	02130Z3	BYPASS CORONARY ARTERY, FOUR OR MORE ARTERIES FROM CORONARY ARTERY, OPEN APPROACH	02130Z3
PX_CABG	CORONARY REVASCULARIZATION, CABG (PX)	PX10	02130Z8	BYPASS CORONARY ARTERY, FOUR OR MORE ARTERIES FROM RIGHT INTERNAL MAMMARY, OPEN APPROACH	02130Z8
PX_CABG	CORONARY REVASCULARIZATION, CABG (PX)	PX10	02130Z9	BYPASS CORONARY ARTERY, FOUR OR MORE ARTERIES FROM LEFT INTERNAL MAMMARY, OPEN APPROACH	02130Z9
PX_CABG	CORONARY REVASCULARIZATION, CABG (PX)	PX10	02130ZC	BYPASS CORONARY ARTERY, FOUR OR MORE ARTERIES FROM THORACIC ARTERY, OPEN APPROACH	02130ZC
PX_CABG	CORONARY REVASCULARIZATION, CABG (PX)	PX10	02130ZF	BYPASS CORONARY ARTERY, FOUR OR MORE ARTERIES FROM ABDOMINAL ARTERY, OPEN APPROACH	02130ZF
PX_CABG	CORONARY REVASCULARIZATION, CABG (PX)	PX10	0213344	BYPASS CORONARY ARTERY, FOUR OR MORE ARTERIES FROM CORONARY VEIN WITH DRUG-ELUTING INTRALUMINAL DEVICE, PERCUTANEOUS APPROACH	213344
PX_CABG	CORONARY REVASCULARIZATION, CABG (PX)	PX10	02133D4	BYPASS CORONARY ARTERY, FOUR OR MORE ARTERIES FROM CORONARY VEIN WITH INTRALUMINAL DEVICE, PERCUTANEOUS APPROACH	02133D4
PX_CABG	CORONARY REVASCULARIZATION, CABG (PX)	PX10	0213444	BYPASS CORONARY ARTERY, FOUR OR MORE ARTERIES FROM CORONARY VEIN WITH DRUG-ELUTING INTRALUMINAL DEVICE, PERCUTANEOUS ENDOSCOPIC APPROACH	213444
PX_CABG	CORONARY REVASCULARIZATION, CABG (PX)	PX10	0213483	BYPASS CORONARY ARTERY, FOUR OR MORE ARTERIES FROM CORONARY ARTERY WITH ZOOPLASTIC TISSUE, PERCUTANEOUS ENDOSCOPIC APPROACH	213483
PX_CABG	CORONARY REVASCULARIZATION, CABG (PX)	PX10	0213488	BYPASS CORONARY ARTERY, FOUR OR MORE ARTERIES FROM RIGHT INTERNAL MAMMARY WITH ZOOPLASTIC TISSUE, PERCUTANEOUS ENDOSCOPIC APPROACH	213488
PX_CABG	CORONARY REVASCULARIZATION, CABG (PX)	PX10	0213489	BYPASS CORONARY ARTERY, FOUR OR MORE ARTERIES FROM LEFT INTERNAL MAMMARY WITH ZOOPLASTIC TISSUE, PERCUTANEOUS ENDOSCOPIC APPROACH	213489

Boehringer Ingelheim
Statistical and Epidemiological Analysis Plan (SEAP) for Non-Interventional Study
(NIS)
BI Study Number 1245-0228

Proprietary confidential information © 2023 Boehringer Ingelheim International GmbH or one or more of its affiliated companies

PX_CABG	CORONARY REVASCULARIZATION, CABG (PX)	PX10	021348C	BYPASS CORONARY ARTERY, FOUR OR MORE ARTERIES FROM THORACIC ARTERY WITH ZOOPLASTIC TISSUE, PERCUTANEOUS ENDOSCOPIC APPROACH	021348C
PX_CABG	CORONARY REVASCULARIZATION, CABG (PX)	PX10	021348F	BYPASS CORONARY ARTERY, FOUR OR MORE ARTERIES FROM ABDOMINAL ARTERY WITH ZOOPLASTIC TISSUE, PERCUTANEOUS ENDOSCOPIC APPROACH	021348F
PX_CABG	CORONARY REVASCULARIZATION, CABG (PX)	PX10	021348W	BYPASS CORONARY ARTERY, FOUR OR MORE ARTERIES FROM AORTA WITH ZOOPLASTIC TISSUE, PERCUTANEOUS ENDOSCOPIC APPROACH	021348W
PX_CABG	CORONARY REVASCULARIZATION, CABG (PX)	PX10	0213493	BYPASS CORONARY ARTERY, FOUR OR MORE ARTERIES FROM CORONARY ARTERY WITH AUTOLOGOUS VENOUS TISSUE, PERCUTANEOUS ENDOSCOPIC APPROACH	213493
PX_CABG	CORONARY REVASCULARIZATION, CABG (PX)	PX10	0213498	BYPASS CORONARY ARTERY, FOUR OR MORE ARTERIES FROM RIGHT INTERNAL MAMMARY WITH AUTOLOGOUS VENOUS TISSUE, PERCUTANEOUS ENDOSCOPIC APPROACH	213498
PX_CABG	CORONARY REVASCULARIZATION, CABG (PX)	PX10	0213499	BYPASS CORONARY ARTERY, FOUR OR MORE ARTERIES FROM LEFT INTERNAL MAMMARY WITH AUTOLOGOUS VENOUS TISSUE, PERCUTANEOUS ENDOSCOPIC APPROACH	213499
PX_CABG	CORONARY REVASCULARIZATION, CABG (PX)	PX10	021349C	BYPASS CORONARY ARTERY, FOUR OR MORE ARTERIES FROM THORACIC ARTERY WITH AUTOLOGOUS VENOUS TISSUE, PERCUTANEOUS ENDOSCOPIC APPROACH	021349C
PX_CABG	CORONARY REVASCULARIZATION, CABG (PX)	PX10	021349F	BYPASS CORONARY ARTERY, FOUR OR MORE ARTERIES FROM ABDOMINAL ARTERY WITH AUTOLOGOUS VENOUS TISSUE, PERCUTANEOUS ENDOSCOPIC APPROACH	021349F
PX_CABG	CORONARY REVASCULARIZATION, CABG (PX)	PX10	021349W	BYPASS CORONARY ARTERY, FOUR OR MORE ARTERIES FROM AORTA WITH AUTOLOGOUS VENOUS TISSUE, PERCUTANEOUS ENDOSCOPIC APPROACH	021349W
PX_CABG	CORONARY REVASCULARIZATION, CABG (PX)	PX10	02134A3	BYPASS CORONARY ARTERY, FOUR OR MORE ARTERIES FROM CORONARY ARTERY WITH AUTOLOGOUS ARTERIAL TISSUE, PERCUTANEOUS ENDOSCOPIC APPROACH	02134A3
PX_CABG	CORONARY REVASCULARIZATION, CABG (PX)	PX10	02134A8	BYPASS CORONARY ARTERY, FOUR OR MORE ARTERIES FROM RIGHT INTERNAL MAMMARY WITH AUTOLOGOUS ARTERIAL TISSUE, PERCUTANEOUS ENDOSCOPIC APPROACH	02134A8
PX_CABG	CORONARY REVASCULARIZATION, CABG (PX)	PX10	02134A9	BYPASS CORONARY ARTERY, FOUR OR MORE ARTERIES FROM LEFT INTERNAL MAMMARY WITH AUTOLOGOUS ARTERIAL TISSUE, PERCUTANEOUS ENDOSCOPIC APPROACH	02134A9
PX_CABG	CORONARY REVASCULARIZATION, CABG (PX)	PX10	02134AC	BYPASS CORONARY ARTERY, FOUR OR MORE ARTERIES FROM THORACIC ARTERY WITH AUTOLOGOUS ARTERIAL TISSUE, PERCUTANEOUS ENDOSCOPIC APPROACH	02134AC
PX_CABG	CORONARY REVASCULARIZATION, CABG (PX)	PX10	02134AF	BYPASS CORONARY ARTERY, FOUR OR MORE ARTERIES FROM ABDOMINAL ARTERY WITH AUTOLOGOUS ARTERIAL TISSUE, PERCUTANEOUS ENDOSCOPIC APPROACH	02134AF
PX_CABG	CORONARY REVASCULARIZATION, CABG (PX)	PX10	02134AW	BYPASS CORONARY ARTERY, FOUR OR MORE ARTERIES FROM AORTA WITH AUTOLOGOUS ARTERIAL TISSUE, PERCUTANEOUS ENDOSCOPIC APPROACH	02134AW
PX_CABG	CORONARY REVASCULARIZATION, CABG (PX)	PX10	02134D4	BYPASS CORONARY ARTERY, FOUR OR MORE ARTERIES FROM CORONARY VEIN WITH INTRALUMINAL DEVICE, PERCUTANEOUS ENDOSCOPIC APPROACH	02134D4

Boehringer Ingelheim
Statistical and Epidemiological Analysis Plan (SEAP) for Non-Interventional Study
(NIS)
BI Study Number 1245-0228

Proprietary confidential information © 2023 Boehringer Ingelheim International GmbH or one or more of its affiliated companies

PX_CABG	CORONARY REVASCULARIZATION, CABG (PX)	PX10	02134J3	BYPASS CORONARY ARTERY, FOUR OR MORE ARTERIES FROM CORONARY ARTERY WITH SYNTHETIC SUBSTITUTE, PERCUTANEOUS ENDOSCOPIC APPROACH	02134J3
PX_CABG	CORONARY REVASCULARIZATION, CABG (PX)	PX10	02134J8	BYPASS CORONARY ARTERY, FOUR OR MORE ARTERIES FROM RIGHT INTERNAL MAMMARY WITH SYNTHETIC SUBSTITUTE, PERCUTANEOUS ENDOSCOPIC APPROACH	02134J8
PX_CABG	CORONARY REVASCULARIZATION, CABG (PX)	PX10	02134J9	BYPASS CORONARY ARTERY, FOUR OR MORE ARTERIES FROM LEFT INTERNAL MAMMARY WITH SYNTHETIC SUBSTITUTE, PERCUTANEOUS ENDOSCOPIC APPROACH	02134J9
PX_CABG	CORONARY REVASCULARIZATION, CABG (PX)	PX10	02134JC	BYPASS CORONARY ARTERY, FOUR OR MORE ARTERIES FROM THORACIC ARTERY WITH SYNTHETIC SUBSTITUTE, PERCUTANEOUS ENDOSCOPIC APPROACH	02134JC
PX_CABG	CORONARY REVASCULARIZATION, CABG (PX)	PX10	02134JF	BYPASS CORONARY ARTERY, FOUR OR MORE ARTERIES FROM ABDOMINAL ARTERY WITH SYNTHETIC SUBSTITUTE, PERCUTANEOUS ENDOSCOPIC APPROACH	02134JF
PX_CABG	CORONARY REVASCULARIZATION, CABG (PX)	PX10	02134JW	BYPASS CORONARY ARTERY, FOUR OR MORE ARTERIES FROM AORTA WITH SYNTHETIC SUBSTITUTE, PERCUTANEOUS ENDOSCOPIC APPROACH	02134JW
PX_CABG	CORONARY REVASCULARIZATION, CABG (PX)	PX10	02134K3	BYPASS CORONARY ARTERY, FOUR OR MORE ARTERIES FROM CORONARY ARTERY WITH NONAUTOLOGOUS TISSUE SUBSTITUTE, PERCUTANEOUS ENDOSCOPIC APPROACH	02134K3
PX_CABG	CORONARY REVASCULARIZATION, CABG (PX)	PX10	02134K8	BYPASS CORONARY ARTERY, FOUR OR MORE ARTERIES FROM RIGHT INTERNAL MAMMARY WITH NONAUTOLOGOUS TISSUE SUBSTITUTE, PERCUTANEOUS ENDOSCOPIC APPROACH	02134K8
PX_CABG	CORONARY REVASCULARIZATION, CABG (PX)	PX10	02134K9	BYPASS CORONARY ARTERY, FOUR OR MORE ARTERIES FROM LEFT INTERNAL MAMMARY WITH NONAUTOLOGOUS TISSUE SUBSTITUTE, PERCUTANEOUS ENDOSCOPIC APPROACH	02134K9
PX_CABG	CORONARY REVASCULARIZATION, CABG (PX)	PX10	02134KC	BYPASS CORONARY ARTERY, FOUR OR MORE ARTERIES FROM THORACIC ARTERY WITH NONAUTOLOGOUS TISSUE SUBSTITUTE, PERCUTANEOUS ENDOSCOPIC APPROACH	02134KC
PX_CABG	CORONARY REVASCULARIZATION, CABG (PX)	PX10	02134KF	BYPASS CORONARY ARTERY, FOUR OR MORE ARTERIES FROM ABDOMINAL ARTERY WITH NONAUTOLOGOUS TISSUE SUBSTITUTE, PERCUTANEOUS ENDOSCOPIC APPROACH	02134KF
PX_CABG	CORONARY REVASCULARIZATION, CABG (PX)	PX10	02134KW	BYPASS CORONARY ARTERY, FOUR OR MORE ARTERIES FROM AORTA WITH NONAUTOLOGOUS TISSUE SUBSTITUTE, PERCUTANEOUS ENDOSCOPIC APPROACH	02134KW
PX_CABG	CORONARY REVASCULARIZATION, CABG (PX)	PX10	02134Z3	BYPASS CORONARY ARTERY, FOUR OR MORE ARTERIES FROM CORONARY ARTERY, PERCUTANEOUS ENDOSCOPIC APPROACH	02134Z3
PX_CABG	CORONARY REVASCULARIZATION, CABG (PX)	PX10	02134Z8	BYPASS CORONARY ARTERY, FOUR OR MORE ARTERIES FROM RIGHT INTERNAL MAMMARY, PERCUTANEOUS ENDOSCOPIC APPROACH	02134Z8
PX_CABG	CORONARY REVASCULARIZATION, CABG (PX)	PX10	02134Z9	BYPASS CORONARY ARTERY, FOUR OR MORE ARTERIES FROM LEFT INTERNAL MAMMARY, PERCUTANEOUS ENDOSCOPIC APPROACH	02134Z9
PX_CABG	CORONARY REVASCULARIZATION, CABG (PX)	PX10	02134ZC	BYPASS CORONARY ARTERY, FOUR OR MORE ARTERIES FROM THORACIC ARTERY, PERCUTANEOUS ENDOSCOPIC APPROACH	02134ZC
PX_CABG	CORONARY REVASCULARIZATION, CABG (PX)	PX10	02134ZF	BYPASS CORONARY ARTERY, FOUR OR MORE ARTERIES FROM ABDOMINAL ARTERY, PERCUTANEOUS ENDOSCOPIC APPROACH	02134ZF

Boehringer Ingelheim
Statistical and Epidemiological Analysis Plan (SEAP) for Non-Interventional Study
(NIS)
BI Study Number 1245-0228

Proprietary confidential information © 2023 Boehringer Ingelheim International GmbH or one or more of its affiliated companies

PX_CABG	CORONARY REVASCULARIZATION, CABG (PX)	PXCH	33510	HEART ARTERY BYPASS, SINGLE	33510
PX_CABG	CORONARY REVASCULARIZATION, CABG (PX)	PXCH	33511	HEART ARTERY BYPASS , 2 GRAFTS	33511
PX_CABG	CORONARY REVASCULARIZATION, CABG (PX)	PXCH	33512	HEART ARTERY BYPASS , 3 GRAFTS	33512
PX_CABG	CORONARY REVASCULARIZATION, CABG (PX)	PXCH	33513	HEART ARTERY BYPASS , 4 GRAFTS	33513
PX_CABG	CORONARY REVASCULARIZATION, CABG (PX)	PXCH	33514	HEART ARTERY BYPASS , 5 GRAFTS	33514
PX_CABG	CORONARY REVASCULARIZATION, CABG (PX)	PXCH	33516	HEART ARTERY BYPASS , 6 OR MORE GRAFTS	33516
PX_CABG	CORONARY REVASCULARIZATION, CABG (PX)	PXCH	33517	COMBINED VEIN AND ARTERY HEART ARTERY BYPASS	33517
PX_CABG	CORONARY REVASCULARIZATION, CABG (PX)	PXCH	33518	COMBINED VEIN AND ARTERY HEART ARTERY BYPASS, 2 GRAFTS	33518
PX_CABG	CORONARY REVASCULARIZATION, CABG (PX)	PXCH	33519	COMBINED VEIN AND ARTERY HEART ARTERY BYPASS, 3 GRAFTS	33519
PX_CABG	CORONARY REVASCULARIZATION, CABG (PX)	PXCH	33521	COMBINED VEIN AND ARTERY HEART ARTERY BYPASS, 4 GRAFTS	33521
PX_CABG	CORONARY REVASCULARIZATION, CABG (PX)	PXCH	33522	COMBINED VEIN AND ARTERY HEART ARTERY BYPASS, 5 GRAFTS	33522
PX_CABG	CORONARY REVASCULARIZATION, CABG (PX)	PXCH	33523	COMBINED VEIN AND ARTERY HEART ARTERY BYPASS, 6 OR MORE GRAFTS	33523
PX_CABG	CORONARY REVASCULARIZATION, CABG (PX)	PXCH	33533	HEART ARTERY BYPASS, SINGLE GRAFT	33533
PX_CABG	CORONARY REVASCULARIZATION, CABG (PX)	PXCH	33534	HEART ARTERY BYPASS, 2 GRAFTS	33534
PX_CABG	CORONARY REVASCULARIZATION, CABG (PX)	PXCH	33535	HEART ARTERY BYPASS, 3 GRAFTS	33535
PX_CABG	CORONARY REVASCULARIZATION, CABG (PX)	PXCH	33536	HEART ARTERY BYPASS, 4 OR MORE GRAFTS	33536
PX_CABG	CORONARY REVASCULARIZATION, CABG (PX)	PXCH	S2205	MINIMALLY INVASIVE DIRECT CORONARY ARTERY BYPASS SURGERY INVOLVING MINI-THORACOTOMY OR MINI-STERNOTOMY SURGERY, PERFORMED UNDER DIRECT VISION; USING ARTERIAL GRAFT(S), SINGLE CORONARY ARTERIAL GRAFT	S2205
PX_CABG	CORONARY REVASCULARIZATION, CABG (PX)	PXCH	S2206	MINIMALLY INVASIVE DIRECT CORONARY ARTERY BYPASS SURGERY INVOLVING MINI-THORACOTOMY OR MINI-STERNOTOMY SURGERY, PERFORMED UNDER DIRECT VISION; USING ARTERIAL GRAFT(S), TWO CORONARY ARTERIAL GRAFTS	S2206

Boehringer Ingelheim
Statistical and Epidemiological Analysis Plan (SEAP) for Non-Interventional Study
(NIS)
BI Study Number 1245-0228

Proprietary confidential information © 2023 Boehringer Ingelheim International GmbH or one or more of its affiliated companies

PX_CABG	CORONARY REVASCULARIZATION, CABG (PX)	PXCH	S2207	MINIMALLY INVASIVE DIRECT CORONARY ARTERY BYPASS SURGERY INVOLVING MINI-THORACOTOMY OR MINI-STERNOTOMY SURGERY, PERFORMED UNDER DIRECT VISION; USING VENOUS GRAFT ONLY, SINGLE CORONARY VENOUS GRAFT	S2207
PX_CABG	CORONARY REVASCULARIZATION, CABG (PX)	PXCH	S2208	MINIMALLY INVASIVE DIRECT CORONARY ARTERY BYPASS SURGERY INVOLVING MINI-THORACOTOMY OR MINI-STERNOTOMY SURGERY, PERFORMED UNDER DIRECT VISION; USING SINGLE ARTERIAL AND VENOUS GRAFT(S), SINGLE VENOUS GRAFT	S2208
PX_CABG	CORONARY REVASCULARIZATION, CABG (PX)	PXCH	S2209	MINIMALLY INVASIVE DIRECT CORONARY ARTERY BYPASS SURGERY INVOLVING MINI-THORACOTOMY OR MINI-STERNOTOMY SURGERY, PERFORMED UNDER DIRECT VISION; USING TWO ARTERIAL GRAFTS AND SINGLE VENOUS GRAFT	S2209
PX_DIALYSIS	DIALYSIS (PX)	PX09	39.95	HEMODIALYSIS	3995
PX_DIALYSIS	DIALYSIS (PX)	PX09	54.98	PERITONEAL DIALYSIS	5498
PX_DIALYSIS	DIALYSIS (PX)	PX10	3E1M39Z	IRRIGATION OF PERITONEAL CAVITY USING DIALYSATE, PERCUTANEOUS APPROACH	3E1M39Z
PX_DIALYSIS	DIALYSIS (PX)	PX10	5A1D00Z	PERFORMANCE OF URINARY FILTRATION, SINGLE	5A1D00Z
PX_DIALYSIS	DIALYSIS (PX)	PX10	5A1D60Z	PERFORMANCE OF URINARY FILTRATION, MULTIPLE	5A1D60Z
PX_DIALYSIS	DIALYSIS (PX)	PXCH	90935	HEMODIALYSIS PROCEDURE WITH ONE PHYSICIAN EVALUATION	90935
PX_DIALYSIS	DIALYSIS (PX)	PXCH	90937	HEMODIALYSIS PROCEDURE WITH REPEATED EVALUATIONS	90937
PX_DIALYSIS	DIALYSIS (PX)	PXCH	90945	DIALYSIS PROCEDURE INCLUDING ONE EVALUATION	90945
PX_DIALYSIS	DIALYSIS (PX)	PXCH	90947	DIALYSIS PROCEDURE REQUIRING REPEAT EVALUATION	90947
PX_ECG	ELECTROCARDIOGRAM	PX09	89.51	RHYTHM ELECTROCARDIOGRAM	8951
PX_ECG	ELECTROCARDIOGRAM	PX09	89.52	ELECTROCARDIOGRAM	8952
PX_ECG	ELECTROCARDIOGRAM	PX09	89.54	ELECTROGRAPHIC MONITORING	8954
PX_ECG	ELECTROCARDIOGRAM	PX10	4A0204Z	MEASUREMENT OF CARDIAC ELECTRICAL ACTIVITY, OPEN APPROACH	4A0204Z
PX_ECG	ELECTROCARDIOGRAM	PX10	4A020FZ	MEASUREMENT OF CARDIAC RHYTHM, OPEN APPROACH	4A020FZ
PX_ECG	ELECTROCARDIOGRAM	PX10	4A0234Z	MEASUREMENT OF CARDIAC ELECTRICAL ACTIVITY, PERCUTANEOUS APPROACH	4A0234Z
PX_ECG	ELECTROCARDIOGRAM	PX10	4A023FZ	MEASUREMENT OF CARDIAC RHYTHM, PERCUTANEOUS APPROACH	4A023FZ
PX_ECG	ELECTROCARDIOGRAM	PX10	4A02X4A	MEASUREMENT OF CARDIAC ELECTRICAL ACTIVITY, GUIDANCE, EXTERNAL APPROACH	4A02X4A
PX_ECG	ELECTROCARDIOGRAM	PX10	4A02X4Z	MEASUREMENT OF CARDIAC ELECTRICAL ACTIVITY, EXTERNAL APPROACH	4A02X4Z
PX_ECG	ELECTROCARDIOGRAM	PX10	4A02XFZ	MEASUREMENT OF CARDIAC RHYTHM, EXTERNAL APPROACH	4A02XFZ
PX_ECG	ELECTROCARDIOGRAM	PX10	4A123CZ	MONITORING OF CARDIAC RATE, PERCUTANEOUS APPROACH	4A123CZ
PX_ECG	ELECTROCARDIOGRAM	PX10	4A123FZ	MONITORING OF CARDIAC RHYTHM, PERCUTANEOUS APPROACH	4A123FZ
PX_ECG	ELECTROCARDIOGRAM	PX10	4A12X45	MONITORING OF CARDIAC ELECTRICAL ACTIVITY, AMBULATORY, EXTERNAL APPROACH	4A12X45
PX_ECG	ELECTROCARDIOGRAM	PX10	4A12X4Z	MONITORING OF CARDIAC ELECTRICAL ACTIVITY, EXTERNAL APPROACH	4A12X4Z
PX_ECG	ELECTROCARDIOGRAM	PX10	4A12XCZ	MONITORING OF CARDIAC RATE, EXTERNAL APPROACH	4A12XCZ
PX_ECG	ELECTROCARDIOGRAM	PX10	4A12XFZ	MONITORING OF CARDIAC RHYTHM, EXTERNAL APPROACH	4A12XFZ

Boehringer Ingelheim
Statistical and Epidemiological Analysis Plan (SEAP) for Non-Interventional Study
(NIS)
BI Study Number 1245-0228

Proprietary confidential information © 2023 Boehringer Ingelheim International GmbH or one or more of its affiliated companies

PX_ECG	ELECTROCARDIOGRAM	PXCH	0178T	ELECTROCARDIOGRAM (ECG) 64 LEADS OR GREATER WITH GRAPHIC PRESENTATION, ANALYSIS INTERPRETATION, AND REPORT	0178T
PX_ECG	ELECTROCARDIOGRAM	PXCH	0179T	TRACING OF ELECTROCARDIOGRAM (ECG) 64 LEADS OR GREATER WITH GRAPHIC PRESENTATION	0179T
PX_ECG	ELECTROCARDIOGRAM	PXCH	0180T	INTERPRETATION AND REPORT OF ELECTROCARDIOGRAM (ECG) 64 LEADS OR GREATER WITH GRAPHIC PRESENTATION	0180T
PX_ECG	ELECTROCARDIOGRAM	PXCH	0206T	REMOTE ANALYSIS OF ECG-DERIVED DATA WITH COMPUTER ASSESSMENT AND REPORT	0206T
PX_ECG	ELECTROCARDIOGRAM	PXCH	0223T	ACOUSTIC ECG ANALYSIS	0223T
PX_ECG	ELECTROCARDIOGRAM	PXCH	0224T	ACOUSTIC MULTIPLE INTERVAL ECG ANALYSIS	0224T
PX_ECG	ELECTROCARDIOGRAM	PXCH	0225T	ACOUSTIC MULTIPLE INTERVAL ECG ANALYSIS	0225T
PX_ECG	ELECTROCARDIOGRAM	PXCH	0295T	EXTERNAL EKG RECORDING FOR MORE THAN 48 HOURS UP TO 21 DAYS WITH ANALYSIS, REPORT, REVIEW AND INTERPRETATION	0295T
PX_ECG	ELECTROCARDIOGRAM	PXCH	0296T	EXTERNAL EKG RECORDING FOR MORE THAN 48 HOURS UP TO 21 DAYS	0296T
PX_ECG	ELECTROCARDIOGRAM	PXCH	0297T	ANALYSIS AND REPORT OF EXTERNAL EKG RECORDING FOR MORE THAN 48 HOURS UP TO 21 DAYS	0297T
PX_ECG	ELECTROCARDIOGRAM	PXCH	0298T	REVIEW AND INTERPRETATION OF EXTERNAL EKG RECORDING FOR MORE THAN 48 HOURS UP TO 21 DAYS	0298T
PX_ECG	ELECTROCARDIOGRAM	PXCH	93000	ROUTINE EKG USING AT LEAST 12 LEADS INCLUDING INTERPRETATION AND REPORT	93000
PX_ECG	ELECTROCARDIOGRAM	PXCH	93005	ROUTINE ELECTROCARDIOGRAM (EKG) WITH TRACING USING AT LEAST 12 LEADS	93005
PX_ECG	ELECTROCARDIOGRAM	PXCH	93010	ROUTINE ELECTROCARDIOGRAM (EKG) USING AT LEAST 12 LEADS WITH INTERPRETATION AND REPORT	93010
PX_ECG	ELECTROCARDIOGRAM	PXCH	93012	TELEPHONIC TRANSMISSION OF POST-SYMPOM ELECTROCARDIOGRAM RHYTHM STRIP(S), 24-HOUR ATTENDED MONITORING, PER 30 DAY PERIOD OF TIME; TRACING ONLY	93012
PX_ECG	ELECTROCARDIOGRAM	PXCH	93014	TELEPHONIC TRANSMISSION OF POST-SYMPOM ELECTROCARDIOGRAM RHYTHM STRIP(S), 24-HOUR ATTENDED MONITORING, PER 30 DAY PERIOD OF TIME; PHYSICIAN REVIEW WITH INTERPRETATION AND REPORT ONLY	93014
PX_ECG	ELECTROCARDIOGRAM	PXCH	93025	MEASUREMENT OF HEIGHT OF HEART BEATS ON EKG	93025
PX_ECG	ELECTROCARDIOGRAM	PXCH	93040	TRACING OF ELECTRICAL ACTIVITY OF HEART USING 1-3 LEADS WITH INTERPRETATION AND REPORT	93040
PX_ECG	ELECTROCARDIOGRAM	PXCH	93041	TRACING OF ELECTRICAL ACTIVITY OF THE HEART USING 1-3 LEADS	93041
PX_ECG	ELECTROCARDIOGRAM	PXCH	93042	INTERPRETATION AND REPORT OF ELECTRICAL ACTIVITY OF HEART USING 1-3 LEADS	93042
PX_ECG	ELECTROCARDIOGRAM	PXCH	93224	HEART RHYTHM TRACING, ANALYSIS, AND INTERPRETATION OF 48-HOUR EKG, INCLUDES RECORDING, SCANNING ANALYSIS WITH REPORT	93224
PX_ECG	ELECTROCARDIOGRAM	PXCH	93225	HEART RHYTHM TRACING OF 48-HOUR EKG	93225
PX_ECG	ELECTROCARDIOGRAM	PXCH	93226	HEART RHYTHM ANALYSIS, INTERPRETATION AND REPORT OF 48-HOUR EKG	93226
PX_ECG	ELECTROCARDIOGRAM	PXCH	93227	HEART RHYTHM TRACING, ANALYSIS, AND INTERPRETATION OF 48-HOUR EKG	93227

Statistical and Epidemiological Analysis Plan (SEAP) for Non-Interventional Study (NIS)**BI Study Number 1245-0228****c39712001-02**

Proprietary confidential information © 2023 Boehringer Ingelheim International GmbH or one or more of its affiliated companies

PX_ECG	ELECTROCARDIOGRAM	PXCH	93228	HEART RHYTHM TRACING, COMPUTER ANALYSIS, AND INTERPRETATION OF PATIENT-TRIGGERED EVENTS GREATER THAN 24-HOUR EKG UP TO 30 DAYS	93228
PX_ECG	ELECTROCARDIOGRAM	PXCH	93229	HEART RHYTHM TRACING, COMPUTER ANALYSIS, PHYSICIAN PRESCRIBED TRANSMISSION OF PATIENT-TRIGGERED EVENTS GREATER THAN 24-HOUR EKG UP TO 30 DAYS	93229
PX_ECG	ELECTROCARDIOGRAM	PXCH	93230	WEARABLE ELECTROCARDIOGRAPHIC RHYTHM DERIVED MONITORING FOR 24 HOURS BY CONTINUOUS ORIGINAL WAVEFORM RECORDING AND STORAGE WITHOUT SUPERIMPOSITION SCANNING UTILIZING A DEVICE CAPABLE OF PRODUCING A FULL MINIATURIZED PRINTOUT; INCLUDES RECORDING, MICROPROCESSOR-BASED ANALYSIS WITH REPORT, PHYSICIAN REVIEW AND INTERPRETATION	93230
PX_ECG	ELECTROCARDIOGRAM	PXCH	93231	WEARABLE ELECTROCARDIOGRAPHIC RHYTHM DERIVED MONITORING FOR 24 HOURS BY CONTINUOUS ORIGINAL WAVEFORM RECORDING AND STORAGE WITHOUT SUPERIMPOSITION SCANNING UTILIZING A DEVICE CAPABLE OF PRODUCING A FULL MINIATURIZED PRINTOUT; RECORDING (INCLUDES CONNECTION, RECORDING, AND DISCONNECTION)	93231
PX_ECG	ELECTROCARDIOGRAM	PXCH	93232	WEARABLE ELECTROCARDIOGRAPHIC RHYTHM DERIVED MONITORING FOR 24 HOURS BY CONTINUOUS ORIGINAL WAVEFORM RECORDING AND STORAGE WITHOUT SUPERIMPOSITION SCANNING UTILIZING A DEVICE CAPABLE OF PRODUCING A FULL MINIATURIZED PRINTOUT; MICROPROCESSOR-BASED ANALYSIS WITH REPORT	93232
PX_ECG	ELECTROCARDIOGRAM	PXCH	93233	WEARABLE ELECTROCARDIOGRAPHIC RHYTHM DERIVED MONITORING FOR 24 HOURS BY CONTINUOUS ORIGINAL WAVEFORM RECORDING AND STORAGE WITHOUT SUPERIMPOSITION SCANNING UTILIZING A DEVICE CAPABLE OF PRODUCING A FULL MINIATURIZED PRINTOUT; PHYSICIAN REVIEW AND INTERPRETATION	93233
PX_ECG	ELECTROCARDIOGRAM	PXCH	93235	WEARABLE ELECTROCARDIOGRAPHIC RHYTHM DERIVED MONITORING FOR 24 HOURS BY CONTINUOUS COMPUTERIZED MONITORING AND NON-CONTINUOUS RECORDING, AND REAL-TIME DATA ANALYSIS UTILIZING A DEVICE CAPABLE OF PRODUCING INTERMITTENT FULL-SIZED WAVEFORM TRACINGS, POSSIBLY PATIENT ACTIVATED; INCLUDES MONITORING AND REAL-TIME DATA ANALYSIS WITH REPORT, PHYSICIAN REVIEW AND INTERPRETATION	93235
PX_ECG	ELECTROCARDIOGRAM	PXCH	93236	WEARABLE ELECTROCARDIOGRAPHIC RHYTHM DERIVED MONITORING FOR 24 HOURS BY CONTINUOUS COMPUTERIZED MONITORING AND NON-CONTINUOUS RECORDING, AND REAL-TIME DATA ANALYSIS UTILIZING A DEVICE CAPABLE OF PRODUCING INTERMITTENT FULL-SIZED WAVEFORM TRACINGS, POSSIBLY PATIENT ACTIVATED; MONITORING AND REAL-TIME DATA ANALYSIS WITH REPORT	93236

Boehringer Ingelheim
Statistical and Epidemiological Analysis Plan (SEAP) for Non-Interventional Study
(NIS)
BI Study Number 1245-0228

Proprietary confidential information © 2023 Boehringer Ingelheim International GmbH or one or more of its affiliated companies

PX_ECG	ELECTROCARDIOGRAM	PXCH	93237	WEARABLE ELECTROCARDIOGRAPHIC RHYTHM DERIVED MONITORING FOR 24 HOURS BY CONTINUOUS COMPUTERIZED MONITORING AND NON-CONTINUOUS RECORDING, AND REAL-TIME DATA ANALYSIS UTILIZING A DEVICE CAPABLE OF PRODUCING INTERMITTENT FULL-SIZED WAVEFORM TRACINGS, POSSIBLY PATIENT ACTIVATED; PHYSICIAN REVIEW AND INTERPRETATION	93237
PX_ECG	ELECTROCARDIOGRAM	PXCH	93268	HEART RHYTHM SYMPTOM-RELATED TRACING AND INTERPRETATION OF 24-HOUR EKG MONITORING UP TO 30 DAYS	93268
PX_ECG	ELECTROCARDIOGRAM	PXCH	93270	HEART RHYTHM SYMPTOM-RELATED TRACING OF 24-HOUR EKG MONITORING UP TO 30 DAYS	93270
PX_ECG	ELECTROCARDIOGRAM	PXCH	93271	HEART RHYTHM SYMPTOM-RELATED TRANSMISSION AND ANALYSIS OF 24-HOUR EKG MONITORING UP TO 30 DAYS	93271
PX_ECG	ELECTROCARDIOGRAM	PXCH	93272	HEART RHYTHM SYMPTOM-RELATED INTERPRETATION OF 24-HOUR EKG MONITORING UP TO 30 DAYS	93272
PX_ECG	ELECTROCARDIOGRAM	PXCH	93278	RECORDING TO EVALUATE HEIGHT AND DURATION OF HEART BEATS THROUGH DAMAGED HEART TISSUE	93278
PX_ECG	ELECTROCARDIOGRAM	PXCH	93660	EVALUATION OF HEART FUNCTION USING TILT TABLE	93660
PX_ECG	ELECTROCARDIOGRAM	PXCH	G0366	ELECTROCARDIOGRAM, ROUTINE ECG WITH 12 LEADS; PERFORMED AS A COMPONENT OF THE INITIAL PREVENTIVE EXAMINATION WITH INTERPRETATION AND REPORT	G0366
PX_ECG	ELECTROCARDIOGRAM	PXCH	G0367	TRACING ONLY, WITHOUT INTERPRETATION AND REPORT, PERFORMED AS A COMPONENT OF THE INITIAL PREVENTIVE EXAMINATION	G0367
PX_ECG	ELECTROCARDIOGRAM	PXCH	G0368	INTERPRETATION AND REPORT ONLY, PERFORMED AS A COMPONENT OF THE INITIAL PREVENTIVE EXAMINATION	G0368
PX_ECG	ELECTROCARDIOGRAM	PXCH	G0403	ELECTROCARDIOGRAM, ROUTINE ECG WITH 12 LEADS; PERFORMED AS A SCREENING FOR THE INITIAL PREVENTIVE PHYSICAL EXAMINATION WITH INTERPRETATION AND REPORT	G0403
PX_ECG	ELECTROCARDIOGRAM	PXCH	G0404	ELECTROCARDIOGRAM, ROUTINE ECG WITH 12 LEADS; TRACING ONLY, WITHOUT INTERPRETATION AND REPORT, PERFORMED AS A SCREENING FOR THE INITIAL PREVENTIVE PHYSICAL EXAMINATION	G0404
PX_ECG	ELECTROCARDIOGRAM	PXCH	G0405	ELECTROCARDIOGRAM, ROUTINE ECG WITH 12 LEADS; INTERPRETATION AND REPORT ONLY, PERFORMED AS A SCREENING FOR THE INITIAL PREVENTIVE PHYSICAL EXAMINATION	G0405
PX_ECG	ELECTROCARDIOGRAM	PXCH	S0345	ELECTROCARDIOGRAPHIC MONITORING UTILIZING A HOME COMPUTERIZED TELEMETRY STATION WITH AUTOMATIC ACTIVATION AND REAL-TIME NOTIFICATION OF MONITORING STATION, 24-HOUR ATTENDED MONITORING, INCLUDING RECORDING, MONITORING, RECEIPT OF TRANSMISSIONS, ANALYSIS, AND PHYSICIAN REVIEW AND INTERPRETATION; PER 24-HOUR PERIOD	S0345

Boehringer Ingelheim
Statistical and Epidemiological Analysis Plan (SEAP) for Non-Interventional Study
(NIS)
BI Study Number 1245-0228

Proprietary confidential information © 2023 Boehringer Ingelheim International GmbH or one or more of its affiliated companies

PX_ECG	ELECTROCARDIOGRAM	PXCH	S0346	ELECTROCARDIOGRAPHIC MONITORING UTILIZING A HOME COMPUTERIZED TELEMETRY STATION WITH AUTOMATIC ACTIVATION AND REAL-TIME NOTIFICATION OF MONITORING STATION, 24-HOUR ATTENDED MONITORING, INCLUDING RECORDING, MONITORING, RECEIPT OF TRANSMISSIONS, AND ANALYSIS; PER 24-HOUR PERIOD	S0346
PX_ECG	ELECTROCARDIOGRAM	PXCH	S0347	ELECTROCARDIOGRAPHIC MONITORING UTILIZING A HOME COMPUTERIZED TELEMETRY STATION WITH AUTOMATIC ACTIVATION AND REAL-TIME NOTIFICATION OF MONITORING STATION, 24-HOUR ATTENDED MONITORING, INCLUDING PHYSICIAN REVIEW AND INTERPRETATION; 24-HOUR PERIOD	S0347
PX_ECG	ELECTROCARDIOGRAM	PXCH	S9025	OMNICARDIOGRAM/CARDIOINTEGRAM	S9025
PX_FRACTURE	FRACTURES (PX)	PX09	78.52	INTERNAL FIXATION OF BONE WITHOUT FRACTURE REDUCTION, HUMERUS	7852
PX_FRACTURE	FRACTURES (PX)	PX09	78.53	INTERNAL FIXATION OF BONE WITHOUT FRACTURE REDUCTION, RADIUS AND ULNA	7853
PX_FRACTURE	FRACTURES (PX)	PX09	78.55	INTERNAL FIXATION OF BONE WITHOUT FRACTURE REDUCTION, FEMUR	7855
PX_FRACTURE	FRACTURES (PX)	PX09	79.01	CLOSED REDUCTION OF FRACTURE WITHOUT INTERNAL FIXATION, HUMERUS	7901
PX_FRACTURE	FRACTURES (PX)	PX09	79.02	CLOSED REDUCTION OF FRACTURE WITHOUT INTERNAL FIXATION, RADIUS AND ULNA	7902
PX_FRACTURE	FRACTURES (PX)	PX09	79.05	CLOSED REDUCTION OF FRACTURE WITHOUT INTERNAL FIXATION, FEMUR	7905
PX_FRACTURE	FRACTURES (PX)	PX09	79.11	CLOSED REDUCTION OF FRACTURE WITH INTERNAL FIXATION, HUMERUS	7911
PX_FRACTURE	FRACTURES (PX)	PX09	79.12	CLOSED REDUCTION OF FRACTURE WITH INTERNAL FIXATION, RADIUS AND ULNA	7912
PX_FRACTURE	FRACTURES (PX)	PX09	79.15	CLOSED REDUCTION OF FRACTURE WITH INTERNAL FIXATION, FEMUR	7915
PX_FRACTURE	FRACTURES (PX)	PX09	79.21	OPEN REDUCTION OF FRACTURE WITHOUT INTERNAL FIXATION, HUMERUS	7921
PX_FRACTURE	FRACTURES (PX)	PX09	79.22	OPEN REDUCTION OF FRACTURE WITHOUT INTERNAL FIXATION, RADIUS AND ULNA	7922
PX_FRACTURE	FRACTURES (PX)	PX09	79.25	OPEN REDUCTION OF FRACTURE WITHOUT INTERNAL FIXATION, FEMUR	7925
PX_FRACTURE	FRACTURES (PX)	PX09	79.31	OPEN REDUCTION OF FRACTURE WITH INTERNAL FIXATION, HUMERUS	7931
PX_FRACTURE	FRACTURES (PX)	PX09	79.32	OPEN REDUCTION OF FRACTURE WITH INTERNAL FIXATION, RADIUS AND ULNA	7932
PX_FRACTURE	FRACTURES (PX)	PX09	79.35	OPEN REDUCTION OF FRACTURE WITH INTERNAL FIXATION, FEMUR	7935
PX_FRACTURE	FRACTURES (PX)	PX09	79.61	DEBRIDEMENT OF OPEN FRACTURE SITE, HUMERUS	7961
PX_FRACTURE	FRACTURES (PX)	PX09	79.62	DEBRIDEMENT OF OPEN FRACTURE SITE, RADIUS AND ULNA	7962
PX_FRACTURE	FRACTURES (PX)	PX09	79.65	DEBRIDEMENT OF OPEN FRACTURE SITE, FEMUR	7965
PX_FRACTURE	FRACTURES (PX)	PX10	0PHC04Z	INSERTION OF INTERNAL FIXATION DEVICE INTO RIGHT HUMERAL HEAD, OPEN APPROACH	0PHC04Z
PX_FRACTURE	FRACTURES (PX)	PX10	0PHC05Z	INSERTION OF EXTERNAL FIXATION DEVICE INTO RIGHT HUMERAL HEAD, OPEN APPROACH	0PHC05Z
PX_FRACTURE	FRACTURES (PX)	PX10	0PHC06Z	INSERTION OF INTRAMEDULLARY INTERNAL FIXATION DEVICE INTO RIGHT HUMERAL HEAD, OPEN APPROACH	0PHC06Z
PX_FRACTURE	FRACTURES (PX)	PX10	0PHC08Z	INSERTION OF LIMB LENGTHENING EXTERNAL FIXATION DEVICE INTO RIGHT HUMERAL HEAD, OPEN APPROACH	0PHC08Z

Boehringer Ingelheim
Statistical and Epidemiological Analysis Plan (SEAP) for Non-Interventional Study
(NIS)
BI Study Number 1245-0228

Proprietary confidential information © 2023 Boehringer Ingelheim International GmbH or one or more of its affiliated companies

PX_FRACTURE	FRACTURES (PX)	PX10	0PHC0BZ	INSERTION OF MONOPLANAR EXTERNAL FIXATION DEVICE INTO RIGHT HUMERAL HEAD, OPEN APPROACH	0PHC0BZ
PX_FRACTURE	FRACTURES (PX)	PX10	0PHC0CZ	INSERTION OF RING EXTERNAL FIXATION DEVICE INTO RIGHT HUMERAL HEAD, OPEN APPROACH	0PHC0CZ
PX_FRACTURE	FRACTURES (PX)	PX10	0PHC0DZ	INSERTION OF HYBRID EXTERNAL FIXATION DEVICE INTO RIGHT HUMERAL HEAD, OPEN APPROACH	0PHC0DZ
PX_FRACTURE	FRACTURES (PX)	PX10	0PHC34Z	INSERTION OF INTERNAL FIXATION DEVICE INTO RIGHT HUMERAL HEAD, PERCUTANEOUS APPROACH	0PHC34Z
PX_FRACTURE	FRACTURES (PX)	PX10	0PHC35Z	INSERTION OF EXTERNAL FIXATION DEVICE INTO RIGHT HUMERAL HEAD, PERCUTANEOUS APPROACH	0PHC35Z
PX_FRACTURE	FRACTURES (PX)	PX10	0PHC36Z	INSERTION OF INTRAMEDULLARY INTERNAL FIXATION DEVICE INTO RIGHT HUMERAL HEAD, PERCUTANEOUS APPROACH	0PHC36Z
PX_FRACTURE	FRACTURES (PX)	PX10	0PHC38Z	INSERTION OF LIMB LENGTHENING EXTERNAL FIXATION DEVICE INTO RIGHT HUMERAL HEAD, PERCUTANEOUS APPROACH	0PHC38Z
PX_FRACTURE	FRACTURES (PX)	PX10	0PHC3BZ	INSERTION OF MONOPLANAR EXTERNAL FIXATION DEVICE INTO RIGHT HUMERAL HEAD, PERCUTANEOUS APPROACH	0PHC3BZ
PX_FRACTURE	FRACTURES (PX)	PX10	0PHC3CZ	INSERTION OF RING EXTERNAL FIXATION DEVICE INTO RIGHT HUMERAL HEAD, PERCUTANEOUS APPROACH	0PHC3CZ
PX_FRACTURE	FRACTURES (PX)	PX10	0PHC3DZ	INSERTION OF HYBRID EXTERNAL FIXATION DEVICE INTO RIGHT HUMERAL HEAD, PERCUTANEOUS APPROACH	0PHC3DZ
PX_FRACTURE	FRACTURES (PX)	PX10	0PHC44Z	INSERTION OF INTERNAL FIXATION DEVICE INTO RIGHT HUMERAL HEAD, PERCUTANEOUS ENDOSCOPIC APPROACH	0PHC44Z
PX_FRACTURE	FRACTURES (PX)	PX10	0PHC45Z	INSERTION OF EXTERNAL FIXATION DEVICE INTO RIGHT HUMERAL HEAD, PERCUTANEOUS ENDOSCOPIC APPROACH	0PHC45Z
PX_FRACTURE	FRACTURES (PX)	PX10	0PHC46Z	INSERTION OF INTRAMEDULLARY INTERNAL FIXATION DEVICE INTO RIGHT HUMERAL HEAD, PERCUTANEOUS ENDOSCOPIC APPROACH	0PHC46Z
PX_FRACTURE	FRACTURES (PX)	PX10	0PHC48Z	INSERTION OF LIMB LENGTHENING EXTERNAL FIXATION DEVICE INTO RIGHT HUMERAL HEAD, PERCUTANEOUS ENDOSCOPIC APPROACH	0PHC48Z
PX_FRACTURE	FRACTURES (PX)	PX10	0PHC4BZ	INSERTION OF MONOPLANAR EXTERNAL FIXATION DEVICE INTO RIGHT HUMERAL HEAD, PERCUTANEOUS ENDOSCOPIC APPROACH	0PHC4BZ
PX_FRACTURE	FRACTURES (PX)	PX10	0PHC4CZ	INSERTION OF RING EXTERNAL FIXATION DEVICE INTO RIGHT HUMERAL HEAD, PERCUTANEOUS ENDOSCOPIC APPROACH	0PHC4CZ
PX_FRACTURE	FRACTURES (PX)	PX10	0PHC4DZ	INSERTION OF HYBRID EXTERNAL FIXATION DEVICE INTO RIGHT HUMERAL HEAD, PERCUTANEOUS ENDOSCOPIC APPROACH	0PHC4DZ
PX_FRACTURE	FRACTURES (PX)	PX10	0PHD04Z	INSERTION OF INTERNAL FIXATION DEVICE INTO LEFT HUMERAL HEAD, OPEN APPROACH	0PHD04Z
PX_FRACTURE	FRACTURES (PX)	PX10	0PHD05Z	INSERTION OF EXTERNAL FIXATION DEVICE INTO LEFT HUMERAL HEAD, OPEN APPROACH	0PHD05Z
PX_FRACTURE	FRACTURES (PX)	PX10	0PHD06Z	INSERTION OF INTRAMEDULLARY INTERNAL FIXATION DEVICE INTO LEFT HUMERAL HEAD, OPEN APPROACH	0PHD06Z
PX_FRACTURE	FRACTURES (PX)	PX10	0PHD08Z	INSERTION OF LIMB LENGTHENING EXTERNAL FIXATION DEVICE INTO LEFT HUMERAL HEAD, OPEN APPROACH	0PHD08Z
PX_FRACTURE	FRACTURES (PX)	PX10	0PHD0BZ	INSERTION OF MONOPLANAR EXTERNAL FIXATION DEVICE INTO LEFT HUMERAL HEAD, OPEN APPROACH	0PHD0BZ

Boehringer Ingelheim
Statistical and Epidemiological Analysis Plan (SEAP) for Non-Interventional Study
(NIS)
BI Study Number 1245-0228

Proprietary confidential information © 2023 Boehringer Ingelheim International GmbH or one or more of its affiliated companies

PX_FRACTURE	FRACTURES (PX)	PX10	0PHD0CZ	INSERTION OF RING EXTERNAL FIXATION DEVICE INTO LEFT HUMERAL HEAD, OPEN APPROACH	0PHD0CZ
PX_FRACTURE	FRACTURES (PX)	PX10	0PHD0DZ	INSERTION OF HYBRID EXTERNAL FIXATION DEVICE INTO LEFT HUMERAL HEAD, OPEN APPROACH	0PHD0DZ
PX_FRACTURE	FRACTURES (PX)	PX10	0PHD34Z	INSERTION OF INTERNAL FIXATION DEVICE INTO LEFT HUMERAL HEAD, PERCUTANEOUS APPROACH	0PHD34Z
PX_FRACTURE	FRACTURES (PX)	PX10	0PHD35Z	INSERTION OF EXTERNAL FIXATION DEVICE INTO LEFT HUMERAL HEAD, PERCUTANEOUS APPROACH	0PHD35Z
PX_FRACTURE	FRACTURES (PX)	PX10	0PHD36Z	INSERTION OF INTRAMEDULLARY INTERNAL FIXATION DEVICE INTO LEFT HUMERAL HEAD, PERCUTANEOUS APPROACH	0PHD36Z
PX_FRACTURE	FRACTURES (PX)	PX10	0PHD38Z	INSERTION OF LIMB LENGTHENING EXTERNAL FIXATION DEVICE INTO LEFT HUMERAL HEAD, PERCUTANEOUS APPROACH	0PHD38Z
PX_FRACTURE	FRACTURES (PX)	PX10	0PHD3BZ	INSERTION OF MONOPLANAR EXTERNAL FIXATION DEVICE INTO LEFT HUMERAL HEAD, PERCUTANEOUS APPROACH	0PHD3BZ
PX_FRACTURE	FRACTURES (PX)	PX10	0PHD3CZ	INSERTION OF RING EXTERNAL FIXATION DEVICE INTO LEFT HUMERAL HEAD, PERCUTANEOUS APPROACH	0PHD3CZ
PX_FRACTURE	FRACTURES (PX)	PX10	0PHD3DZ	INSERTION OF HYBRID EXTERNAL FIXATION DEVICE INTO LEFT HUMERAL HEAD, PERCUTANEOUS APPROACH	0PHD3DZ
PX_FRACTURE	FRACTURES (PX)	PX10	0PHD44Z	INSERTION OF INTERNAL FIXATION DEVICE INTO LEFT HUMERAL HEAD, PERCUTANEOUS ENDOSCOPIC APPROACH	0PHD44Z
PX_FRACTURE	FRACTURES (PX)	PX10	0PHD45Z	INSERTION OF EXTERNAL FIXATION DEVICE INTO LEFT HUMERAL HEAD, PERCUTANEOUS ENDOSCOPIC APPROACH	0PHD45Z
PX_FRACTURE	FRACTURES (PX)	PX10	0PHD46Z	INSERTION OF INTRAMEDULLARY INTERNAL FIXATION DEVICE INTO LEFT HUMERAL HEAD, PERCUTANEOUS ENDOSCOPIC APPROACH	0PHD46Z
PX_FRACTURE	FRACTURES (PX)	PX10	0PHD48Z	INSERTION OF LIMB LENGTHENING EXTERNAL FIXATION DEVICE INTO LEFT HUMERAL HEAD, PERCUTANEOUS ENDOSCOPIC APPROACH	0PHD48Z
PX_FRACTURE	FRACTURES (PX)	PX10	0PHD4BZ	INSERTION OF MONOPLANAR EXTERNAL FIXATION DEVICE INTO LEFT HUMERAL HEAD, PERCUTANEOUS ENDOSCOPIC APPROACH	0PHD4BZ
PX_FRACTURE	FRACTURES (PX)	PX10	0PHD4CZ	INSERTION OF RING EXTERNAL FIXATION DEVICE INTO LEFT HUMERAL HEAD, PERCUTANEOUS ENDOSCOPIC APPROACH	0PHD4CZ
PX_FRACTURE	FRACTURES (PX)	PX10	0PHD4DZ	INSERTION OF HYBRID EXTERNAL FIXATION DEVICE INTO LEFT HUMERAL HEAD, PERCUTANEOUS ENDOSCOPIC APPROACH	0PHD4DZ
PX_FRACTURE	FRACTURES (PX)	PX10	0PHF04Z	INSERTION OF INTERNAL FIXATION DEVICE INTO RIGHT HUMERAL SHAFT, OPEN APPROACH	0PHF04Z
PX_FRACTURE	FRACTURES (PX)	PX10	0PHF05Z	INSERTION OF EXTERNAL FIXATION DEVICE INTO RIGHT HUMERAL SHAFT, OPEN APPROACH	0PHF05Z
PX_FRACTURE	FRACTURES (PX)	PX10	0PHF06Z	INSERTION OF INTRAMEDULLARY INTERNAL FIXATION DEVICE INTO RIGHT HUMERAL SHAFT, OPEN APPROACH	0PHF06Z
PX_FRACTURE	FRACTURES (PX)	PX10	0PHF07Z	INSERTION OF INTRAMEDULLARY LIMB LENGTHENING INTERNAL FIXATION DEVICE INTO RIGHT HUMERAL SHAFT, OPEN APPROACH	0PHF07Z
PX_FRACTURE	FRACTURES (PX)	PX10	0PHF08Z	INSERTION OF LIMB LENGTHENING EXTERNAL FIXATION DEVICE INTO RIGHT HUMERAL SHAFT, OPEN APPROACH	0PHF08Z
PX_FRACTURE	FRACTURES (PX)	PX10	0PHF0BZ	INSERTION OF MONOPLANAR EXTERNAL FIXATION DEVICE INTO RIGHT HUMERAL SHAFT, OPEN APPROACH	0PHF0BZ

Boehringer Ingelheim
Statistical and Epidemiological Analysis Plan (SEAP) for Non-Interventional Study
(NIS)
BI Study Number 1245-0228

Proprietary confidential information © 2023 Boehringer Ingelheim International GmbH or one or more of its affiliated companies

PX_FRACTURE	FRACTURES (PX)	PX10	0PHF0CZ	INSERTION OF RING EXTERNAL FIXATION DEVICE INTO RIGHT HUMERAL SHAFT, OPEN APPROACH	0PHF0CZ
PX_FRACTURE	FRACTURES (PX)	PX10	0PHF0DZ	INSERTION OF HYBRID EXTERNAL FIXATION DEVICE INTO RIGHT HUMERAL SHAFT, OPEN APPROACH	0PHF0DZ
PX_FRACTURE	FRACTURES (PX)	PX10	0PHF34Z	INSERTION OF INTERNAL FIXATION DEVICE INTO RIGHT HUMERAL SHAFT, PERCUTANEOUS APPROACH	0PHF34Z
PX_FRACTURE	FRACTURES (PX)	PX10	0PHF35Z	INSERTION OF EXTERNAL FIXATION DEVICE INTO RIGHT HUMERAL SHAFT, PERCUTANEOUS APPROACH	0PHF35Z
PX_FRACTURE	FRACTURES (PX)	PX10	0PHF36Z	INSERTION OF INTRAMEDULLARY INTERNAL FIXATION DEVICE INTO RIGHT HUMERAL SHAFT, PERCUTANEOUS APPROACH	0PHF36Z
PX_FRACTURE	FRACTURES (PX)	PX10	0PHF37Z	INSERTION OF INTRAMEDULLARY LIMB LENGTHENING INTERNAL FIXATION DEVICE INTO RIGHT HUMERAL SHAFT, PERCUTANEOUS APPROACH	0PHF37Z
PX_FRACTURE	FRACTURES (PX)	PX10	0PHF38Z	INSERTION OF LIMB LENGTHENING EXTERNAL FIXATION DEVICE INTO RIGHT HUMERAL SHAFT, PERCUTANEOUS APPROACH	0PHF38Z
PX_FRACTURE	FRACTURES (PX)	PX10	0PHF3BZ	INSERTION OF MONOPLANAR EXTERNAL FIXATION DEVICE INTO RIGHT HUMERAL SHAFT, PERCUTANEOUS APPROACH	0PHF3BZ
PX_FRACTURE	FRACTURES (PX)	PX10	0PHF3CZ	INSERTION OF RING EXTERNAL FIXATION DEVICE INTO RIGHT HUMERAL SHAFT, PERCUTANEOUS APPROACH	0PHF3CZ
PX_FRACTURE	FRACTURES (PX)	PX10	0PHF3DZ	INSERTION OF HYBRID EXTERNAL FIXATION DEVICE INTO RIGHT HUMERAL SHAFT, PERCUTANEOUS APPROACH	0PHF3DZ
PX_FRACTURE	FRACTURES (PX)	PX10	0PHF44Z	INSERTION OF INTERNAL FIXATION DEVICE INTO RIGHT HUMERAL SHAFT, PERCUTANEOUS ENDOSCOPIC APPROACH	0PHF44Z
PX_FRACTURE	FRACTURES (PX)	PX10	0PHF45Z	INSERTION OF EXTERNAL FIXATION DEVICE INTO RIGHT HUMERAL SHAFT, PERCUTANEOUS ENDOSCOPIC APPROACH	0PHF45Z
PX_FRACTURE	FRACTURES (PX)	PX10	0PHF46Z	INSERTION OF INTRAMEDULLARY INTERNAL FIXATION DEVICE INTO RIGHT HUMERAL SHAFT, PERCUTANEOUS ENDOSCOPIC APPROACH	0PHF46Z
PX_FRACTURE	FRACTURES (PX)	PX10	0PHF47Z	INSERTION OF INTRAMEDULLARY LIMB LENGTHENING INTERNAL FIXATION DEVICE INTO RIGHT HUMERAL SHAFT, PERCUTANEOUS ENDOSCOPIC APPROACH	0PHF47Z
PX_FRACTURE	FRACTURES (PX)	PX10	0PHF48Z	INSERTION OF LIMB LENGTHENING EXTERNAL FIXATION DEVICE INTO RIGHT HUMERAL SHAFT, PERCUTANEOUS ENDOSCOPIC APPROACH	0PHF48Z
PX_FRACTURE	FRACTURES (PX)	PX10	0PHF4BZ	INSERTION OF MONOPLANAR EXTERNAL FIXATION DEVICE INTO RIGHT HUMERAL SHAFT, PERCUTANEOUS ENDOSCOPIC APPROACH	0PHF4BZ
PX_FRACTURE	FRACTURES (PX)	PX10	0PHF4CZ	INSERTION OF RING EXTERNAL FIXATION DEVICE INTO RIGHT HUMERAL SHAFT, PERCUTANEOUS ENDOSCOPIC APPROACH	0PHF4CZ
PX_FRACTURE	FRACTURES (PX)	PX10	0PHF4DZ	INSERTION OF HYBRID EXTERNAL FIXATION DEVICE INTO RIGHT HUMERAL SHAFT, PERCUTANEOUS ENDOSCOPIC APPROACH	0PHF4DZ
PX_FRACTURE	FRACTURES (PX)	PX10	0PHG04Z	INSERTION OF INTERNAL FIXATION DEVICE INTO LEFT HUMERAL SHAFT, OPEN APPROACH	0PHG04Z
PX_FRACTURE	FRACTURES (PX)	PX10	0PHG05Z	INSERTION OF EXTERNAL FIXATION DEVICE INTO LEFT HUMERAL SHAFT, OPEN APPROACH	0PHG05Z
PX_FRACTURE	FRACTURES (PX)	PX10	0PHG06Z	INSERTION OF INTRAMEDULLARY INTERNAL FIXATION DEVICE INTO LEFT HUMERAL SHAFT, OPEN APPROACH	0PHG06Z

Boehringer Ingelheim
Statistical and Epidemiological Analysis Plan (SEAP) for Non-Interventional Study
(NIS)
BI Study Number 1245-0228

Proprietary confidential information © 2023 Boehringer Ingelheim International GmbH or one or more of its affiliated companies

PX_FRACTURE	FRACTURES (PX)	PX10	0PHG07Z	INSERTION OF INTRAMEDULLARY LIMB LENGTHENING INTERNAL FIXATION DEVICE INTO LEFT HUMERAL SHAFT, OPEN APPROACH	0PHG07Z
PX_FRACTURE	FRACTURES (PX)	PX10	0PHG08Z	INSERTION OF LIMB LENGTHENING EXTERNAL FIXATION DEVICE INTO LEFT HUMERAL SHAFT, OPEN APPROACH	0PHG08Z
PX_FRACTURE	FRACTURES (PX)	PX10	0PHG0BZ	INSERTION OF MONOPLANAR EXTERNAL FIXATION DEVICE INTO LEFT HUMERAL SHAFT, OPEN APPROACH	0PHG0BZ
PX_FRACTURE	FRACTURES (PX)	PX10	0PHG0CZ	INSERTION OF RING EXTERNAL FIXATION DEVICE INTO LEFT HUMERAL SHAFT, OPEN APPROACH	0PHG0CZ
PX_FRACTURE	FRACTURES (PX)	PX10	0PHG0DZ	INSERTION OF HYBRID EXTERNAL FIXATION DEVICE INTO LEFT HUMERAL SHAFT, OPEN APPROACH	0PHG0DZ
PX_FRACTURE	FRACTURES (PX)	PX10	0PHG34Z	INSERTION OF INTERNAL FIXATION DEVICE INTO LEFT HUMERAL SHAFT, PERCUTANEOUS APPROACH	0PHG34Z
PX_FRACTURE	FRACTURES (PX)	PX10	0PHG35Z	INSERTION OF EXTERNAL FIXATION DEVICE INTO LEFT HUMERAL SHAFT, PERCUTANEOUS APPROACH	0PHG35Z
PX_FRACTURE	FRACTURES (PX)	PX10	0PHG36Z	INSERTION OF INTRAMEDULLARY INTERNAL FIXATION DEVICE INTO LEFT HUMERAL SHAFT, PERCUTANEOUS APPROACH	0PHG36Z
PX_FRACTURE	FRACTURES (PX)	PX10	0PHG37Z	INSERTION OF INTRAMEDULLARY LIMB LENGTHENING INTERNAL FIXATION DEVICE INTO LEFT HUMERAL SHAFT, PERCUTANEOUS APPROACH	0PHG37Z
PX_FRACTURE	FRACTURES (PX)	PX10	0PHG38Z	INSERTION OF LIMB LENGTHENING EXTERNAL FIXATION DEVICE INTO LEFT HUMERAL SHAFT, PERCUTANEOUS APPROACH	0PHG38Z
PX_FRACTURE	FRACTURES (PX)	PX10	0PHG3BZ	INSERTION OF MONOPLANAR EXTERNAL FIXATION DEVICE INTO LEFT HUMERAL SHAFT, PERCUTANEOUS APPROACH	0PHG3BZ
PX_FRACTURE	FRACTURES (PX)	PX10	0PHG3CZ	INSERTION OF RING EXTERNAL FIXATION DEVICE INTO LEFT HUMERAL SHAFT, PERCUTANEOUS APPROACH	0PHG3CZ
PX_FRACTURE	FRACTURES (PX)	PX10	0PHG3DZ	INSERTION OF HYBRID EXTERNAL FIXATION DEVICE INTO LEFT HUMERAL SHAFT, PERCUTANEOUS APPROACH	0PHG3DZ
PX_FRACTURE	FRACTURES (PX)	PX10	0PHG44Z	INSERTION OF INTERNAL FIXATION DEVICE INTO LEFT HUMERAL SHAFT, PERCUTANEOUS ENDOSCOPIC APPROACH	0PHG44Z
PX_FRACTURE	FRACTURES (PX)	PX10	0PHG45Z	INSERTION OF EXTERNAL FIXATION DEVICE INTO LEFT HUMERAL SHAFT, PERCUTANEOUS ENDOSCOPIC APPROACH	0PHG45Z
PX_FRACTURE	FRACTURES (PX)	PX10	0PHG46Z	INSERTION OF INTRAMEDULLARY INTERNAL FIXATION DEVICE INTO LEFT HUMERAL SHAFT, PERCUTANEOUS ENDOSCOPIC APPROACH	0PHG46Z
PX_FRACTURE	FRACTURES (PX)	PX10	0PHG47Z	INSERTION OF INTRAMEDULLARY LIMB LENGTHENING INTERNAL FIXATION DEVICE INTO LEFT HUMERAL SHAFT, PERCUTANEOUS ENDOSCOPIC APPROACH	0PHG47Z
PX_FRACTURE	FRACTURES (PX)	PX10	0PHG48Z	INSERTION OF LIMB LENGTHENING EXTERNAL FIXATION DEVICE INTO LEFT HUMERAL SHAFT, PERCUTANEOUS ENDOSCOPIC APPROACH	0PHG48Z
PX_FRACTURE	FRACTURES (PX)	PX10	0PHG4BZ	INSERTION OF MONOPLANAR EXTERNAL FIXATION DEVICE INTO LEFT HUMERAL SHAFT, PERCUTANEOUS ENDOSCOPIC APPROACH	0PHG4BZ
PX_FRACTURE	FRACTURES (PX)	PX10	0PHG4CZ	INSERTION OF RING EXTERNAL FIXATION DEVICE INTO LEFT HUMERAL SHAFT, PERCUTANEOUS ENDOSCOPIC APPROACH	0PHG4CZ

Boehringer Ingelheim
Statistical and Epidemiological Analysis Plan (SEAP) for Non-Interventional Study
(NIS)
BI Study Number 1245-0228

Proprietary confidential information © 2023 Boehringer Ingelheim International GmbH or one or more of its affiliated companies

PX_FRACTURE	FRACTURES (PX)	PX10	0PHG4DZ	INSERTION OF HYBRID EXTERNAL FIXATION DEVICE INTO LEFT HUMERAL SHAFT, PERCUTANEOUS ENDOSCOPIC APPROACH	0PHG4DZ
PX_FRACTURE	FRACTURES (PX)	PX10	0PHH04Z	INSERTION OF INTERNAL FIXATION DEVICE INTO RIGHT RADIUS, OPEN APPROACH	0PHH04Z
PX_FRACTURE	FRACTURES (PX)	PX10	0PHH05Z	INSERTION OF EXTERNAL FIXATION DEVICE INTO RIGHT RADIUS, OPEN APPROACH	0PHH05Z
PX_FRACTURE	FRACTURES (PX)	PX10	0PHH06Z	INSERTION OF INTRAMEDULLARY INTERNAL FIXATION DEVICE INTO RIGHT RADIUS, OPEN APPROACH	0PHH06Z
PX_FRACTURE	FRACTURES (PX)	PX10	0PHH08Z	INSERTION OF LIMB LENGTHENING EXTERNAL FIXATION DEVICE INTO RIGHT RADIUS, OPEN APPROACH	0PHH08Z
PX_FRACTURE	FRACTURES (PX)	PX10	0PHH0BZ	INSERTION OF MONOPLANAR EXTERNAL FIXATION DEVICE INTO RIGHT RADIUS, OPEN APPROACH	0PHH0BZ
PX_FRACTURE	FRACTURES (PX)	PX10	0PHH0CZ	INSERTION OF RING EXTERNAL FIXATION DEVICE INTO RIGHT RADIUS, OPEN APPROACH	0PHH0CZ
PX_FRACTURE	FRACTURES (PX)	PX10	0PHH0DZ	INSERTION OF HYBRID EXTERNAL FIXATION DEVICE INTO RIGHT RADIUS, OPEN APPROACH	0PHH0DZ
PX_FRACTURE	FRACTURES (PX)	PX10	0PHH34Z	INSERTION OF INTERNAL FIXATION DEVICE INTO RIGHT RADIUS, PERCUTANEOUS APPROACH	0PHH34Z
PX_FRACTURE	FRACTURES (PX)	PX10	0PHH35Z	INSERTION OF EXTERNAL FIXATION DEVICE INTO RIGHT RADIUS, PERCUTANEOUS APPROACH	0PHH35Z
PX_FRACTURE	FRACTURES (PX)	PX10	0PHH36Z	INSERTION OF INTRAMEDULLARY INTERNAL FIXATION DEVICE INTO RIGHT RADIUS, PERCUTANEOUS APPROACH	0PHH36Z
PX_FRACTURE	FRACTURES (PX)	PX10	0PHH38Z	INSERTION OF LIMB LENGTHENING EXTERNAL FIXATION DEVICE INTO RIGHT RADIUS, PERCUTANEOUS APPROACH	0PHH38Z
PX_FRACTURE	FRACTURES (PX)	PX10	0PHH3BZ	INSERTION OF MONOPLANAR EXTERNAL FIXATION DEVICE INTO RIGHT RADIUS, PERCUTANEOUS APPROACH	0PHH3BZ
PX_FRACTURE	FRACTURES (PX)	PX10	0PHH3CZ	INSERTION OF RING EXTERNAL FIXATION DEVICE INTO RIGHT RADIUS, PERCUTANEOUS APPROACH	0PHH3CZ
PX_FRACTURE	FRACTURES (PX)	PX10	0PHH3DZ	INSERTION OF HYBRID EXTERNAL FIXATION DEVICE INTO RIGHT RADIUS, PERCUTANEOUS APPROACH	0PHH3DZ
PX_FRACTURE	FRACTURES (PX)	PX10	0PHH44Z	INSERTION OF INTERNAL FIXATION DEVICE INTO RIGHT RADIUS, PERCUTANEOUS ENDOSCOPIC APPROACH	0PHH44Z
PX_FRACTURE	FRACTURES (PX)	PX10	0PHH45Z	INSERTION OF EXTERNAL FIXATION DEVICE INTO RIGHT RADIUS, PERCUTANEOUS ENDOSCOPIC APPROACH	0PHH45Z
PX_FRACTURE	FRACTURES (PX)	PX10	0PHH46Z	INSERTION OF INTRAMEDULLARY INTERNAL FIXATION DEVICE INTO RIGHT RADIUS, PERCUTANEOUS ENDOSCOPIC APPROACH	0PHH46Z
PX_FRACTURE	FRACTURES (PX)	PX10	0PHH48Z	INSERTION OF LIMB LENGTHENING EXTERNAL FIXATION DEVICE INTO RIGHT RADIUS, PERCUTANEOUS ENDOSCOPIC APPROACH	0PHH48Z
PX_FRACTURE	FRACTURES (PX)	PX10	0PHH4BZ	INSERTION OF MONOPLANAR EXTERNAL FIXATION DEVICE INTO RIGHT RADIUS, PERCUTANEOUS ENDOSCOPIC APPROACH	0PHH4BZ
PX_FRACTURE	FRACTURES (PX)	PX10	0PHH4CZ	INSERTION OF RING EXTERNAL FIXATION DEVICE INTO RIGHT RADIUS, PERCUTANEOUS ENDOSCOPIC APPROACH	0PHH4CZ
PX_FRACTURE	FRACTURES (PX)	PX10	0PHH4DZ	INSERTION OF HYBRID EXTERNAL FIXATION DEVICE INTO RIGHT RADIUS, PERCUTANEOUS ENDOSCOPIC APPROACH	0PHH4DZ
PX_FRACTURE	FRACTURES (PX)	PX10	0PHJ04Z	INSERTION OF INTERNAL FIXATION DEVICE INTO LEFT RADIUS, OPEN APPROACH	0PHJ04Z
PX_FRACTURE	FRACTURES (PX)	PX10	0PHJ05Z	INSERTION OF EXTERNAL FIXATION DEVICE INTO LEFT RADIUS, OPEN APPROACH	0PHJ05Z

Boehringer Ingelheim
Statistical and Epidemiological Analysis Plan (SEAP) for Non-Interventional Study
(NIS)
BI Study Number 1245-0228

Proprietary confidential information © 2023 Boehringer Ingelheim International GmbH or one or more of its affiliated companies

PX_FRACTURE	FRACTURES (PX)	PX10	0PHJ06Z	INSERTION OF INTRAMEDULLARY INTERNAL FIXATION DEVICE INTO LEFT RADIUS, OPEN APPROACH	0PHJ06Z
PX_FRACTURE	FRACTURES (PX)	PX10	0PHJ08Z	INSERTION OF LIMB LENGTHENING EXTERNAL FIXATION DEVICE INTO LEFT RADIUS, OPEN APPROACH	0PHJ08Z
PX_FRACTURE	FRACTURES (PX)	PX10	0PHJ0BZ	INSERTION OF MONOPLANAR EXTERNAL FIXATION DEVICE INTO LEFT RADIUS, OPEN APPROACH	0PHJ0BZ
PX_FRACTURE	FRACTURES (PX)	PX10	0PHJ0CZ	INSERTION OF RING EXTERNAL FIXATION DEVICE INTO LEFT RADIUS, OPEN APPROACH	0PHJ0CZ
PX_FRACTURE	FRACTURES (PX)	PX10	0PHJ0DZ	INSERTION OF HYBRID EXTERNAL FIXATION DEVICE INTO LEFT RADIUS, OPEN APPROACH	0PHJ0DZ
PX_FRACTURE	FRACTURES (PX)	PX10	0PHJ34Z	INSERTION OF INTERNAL FIXATION DEVICE INTO LEFT RADIUS, PERCUTANEOUS APPROACH	0PHJ34Z
PX_FRACTURE	FRACTURES (PX)	PX10	0PHJ35Z	INSERTION OF EXTERNAL FIXATION DEVICE INTO LEFT RADIUS, PERCUTANEOUS APPROACH	0PHJ35Z
PX_FRACTURE	FRACTURES (PX)	PX10	0PHJ36Z	INSERTION OF INTRAMEDULLARY INTERNAL FIXATION DEVICE INTO LEFT RADIUS, PERCUTANEOUS APPROACH	0PHJ36Z
PX_FRACTURE	FRACTURES (PX)	PX10	0PHJ38Z	INSERTION OF LIMB LENGTHENING EXTERNAL FIXATION DEVICE INTO LEFT RADIUS, PERCUTANEOUS APPROACH	0PHJ38Z
PX_FRACTURE	FRACTURES (PX)	PX10	0PHJ3BZ	INSERTION OF MONOPLANAR EXTERNAL FIXATION DEVICE INTO LEFT RADIUS, PERCUTANEOUS APPROACH	0PHJ3BZ
PX_FRACTURE	FRACTURES (PX)	PX10	0PHJ3CZ	INSERTION OF RING EXTERNAL FIXATION DEVICE INTO LEFT RADIUS, PERCUTANEOUS APPROACH	0PHJ3CZ
PX_FRACTURE	FRACTURES (PX)	PX10	0PHJ3DZ	INSERTION OF HYBRID EXTERNAL FIXATION DEVICE INTO LEFT RADIUS, PERCUTANEOUS APPROACH	0PHJ3DZ
PX_FRACTURE	FRACTURES (PX)	PX10	0PHJ44Z	INSERTION OF INTERNAL FIXATION DEVICE INTO LEFT RADIUS, PERCUTANEOUS ENDOSCOPIC APPROACH	0PHJ44Z
PX_FRACTURE	FRACTURES (PX)	PX10	0PHJ45Z	INSERTION OF EXTERNAL FIXATION DEVICE INTO LEFT RADIUS, PERCUTANEOUS ENDOSCOPIC APPROACH	0PHJ45Z
PX_FRACTURE	FRACTURES (PX)	PX10	0PHJ46Z	INSERTION OF INTRAMEDULLARY INTERNAL FIXATION DEVICE INTO LEFT RADIUS, PERCUTANEOUS ENDOSCOPIC APPROACH	0PHJ46Z
PX_FRACTURE	FRACTURES (PX)	PX10	0PHJ48Z	INSERTION OF LIMB LENGTHENING EXTERNAL FIXATION DEVICE INTO LEFT RADIUS, PERCUTANEOUS ENDOSCOPIC APPROACH	0PHJ48Z
PX_FRACTURE	FRACTURES (PX)	PX10	0PHJ4BZ	INSERTION OF MONOPLANAR EXTERNAL FIXATION DEVICE INTO LEFT RADIUS, PERCUTANEOUS ENDOSCOPIC APPROACH	0PHJ4BZ
PX_FRACTURE	FRACTURES (PX)	PX10	0PHJ4CZ	INSERTION OF RING EXTERNAL FIXATION DEVICE INTO LEFT RADIUS, PERCUTANEOUS ENDOSCOPIC APPROACH	0PHJ4CZ
PX_FRACTURE	FRACTURES (PX)	PX10	0PHJ4DZ	INSERTION OF HYBRID EXTERNAL FIXATION DEVICE INTO LEFT RADIUS, PERCUTANEOUS ENDOSCOPIC APPROACH	0PHJ4DZ
PX_FRACTURE	FRACTURES (PX)	PX10	0PHK04Z	INSERTION OF INTERNAL FIXATION DEVICE INTO RIGHT ULNA, OPEN APPROACH	0PHK04Z
PX_FRACTURE	FRACTURES (PX)	PX10	0PHK05Z	INSERTION OF EXTERNAL FIXATION DEVICE INTO RIGHT ULNA, OPEN APPROACH	0PHK05Z
PX_FRACTURE	FRACTURES (PX)	PX10	0PHK06Z	INSERTION OF INTRAMEDULLARY INTERNAL FIXATION DEVICE INTO RIGHT ULNA, OPEN APPROACH	0PHK06Z
PX_FRACTURE	FRACTURES (PX)	PX10	0PHK08Z	INSERTION OF LIMB LENGTHENING EXTERNAL FIXATION DEVICE INTO RIGHT ULNA, OPEN APPROACH	0PHK08Z

Boehringer Ingelheim
Statistical and Epidemiological Analysis Plan (SEAP) for Non-Interventional Study
(NIS)
BI Study Number 1245-0228

Proprietary confidential information © 2023 Boehringer Ingelheim International GmbH or one or more of its affiliated companies

PX_FRACTURE	FRACTURES (PX)	PX10	0PHK0BZ	INSERTION OF MONOPLANAR EXTERNAL FIXATION DEVICE INTO RIGHT ULNA, OPEN APPROACH	0PHK0BZ
PX_FRACTURE	FRACTURES (PX)	PX10	0PHK0CZ	INSERTION OF RING EXTERNAL FIXATION DEVICE INTO RIGHT ULNA, OPEN APPROACH	0PHK0CZ
PX_FRACTURE	FRACTURES (PX)	PX10	0PHK0DZ	INSERTION OF HYBRID EXTERNAL FIXATION DEVICE INTO RIGHT ULNA, OPEN APPROACH	0PHK0DZ
PX_FRACTURE	FRACTURES (PX)	PX10	0PHK34Z	INSERTION OF INTERNAL FIXATION DEVICE INTO RIGHT ULNA, PERCUTANEOUS APPROACH	0PHK34Z
PX_FRACTURE	FRACTURES (PX)	PX10	0PHK35Z	INSERTION OF EXTERNAL FIXATION DEVICE INTO RIGHT ULNA, PERCUTANEOUS APPROACH	0PHK35Z
PX_FRACTURE	FRACTURES (PX)	PX10	0PHK36Z	INSERTION OF INTRAMEDULLARY INTERNAL FIXATION DEVICE INTO RIGHT ULNA, PERCUTANEOUS APPROACH	0PHK36Z
PX_FRACTURE	FRACTURES (PX)	PX10	0PHK38Z	INSERTION OF LIMB LENGTHENING EXTERNAL FIXATION DEVICE INTO RIGHT ULNA, PERCUTANEOUS APPROACH	0PHK38Z
PX_FRACTURE	FRACTURES (PX)	PX10	0PHK3BZ	INSERTION OF MONOPLANAR EXTERNAL FIXATION DEVICE INTO RIGHT ULNA, PERCUTANEOUS APPROACH	0PHK3BZ
PX_FRACTURE	FRACTURES (PX)	PX10	0PHK3CZ	INSERTION OF RING EXTERNAL FIXATION DEVICE INTO RIGHT ULNA, PERCUTANEOUS APPROACH	0PHK3CZ
PX_FRACTURE	FRACTURES (PX)	PX10	0PHK3DZ	INSERTION OF HYBRID EXTERNAL FIXATION DEVICE INTO RIGHT ULNA, PERCUTANEOUS APPROACH	0PHK3DZ
PX_FRACTURE	FRACTURES (PX)	PX10	0PHK44Z	INSERTION OF INTERNAL FIXATION DEVICE INTO RIGHT ULNA, PERCUTANEOUS ENDOSCOPIC APPROACH	0PHK44Z
PX_FRACTURE	FRACTURES (PX)	PX10	0PHK45Z	INSERTION OF EXTERNAL FIXATION DEVICE INTO RIGHT ULNA, PERCUTANEOUS ENDOSCOPIC APPROACH	0PHK45Z
PX_FRACTURE	FRACTURES (PX)	PX10	0PHK46Z	INSERTION OF INTRAMEDULLARY INTERNAL FIXATION DEVICE INTO RIGHT ULNA, PERCUTANEOUS ENDOSCOPIC APPROACH	0PHK46Z
PX_FRACTURE	FRACTURES (PX)	PX10	0PHK48Z	INSERTION OF LIMB LENGTHENING EXTERNAL FIXATION DEVICE INTO RIGHT ULNA, PERCUTANEOUS ENDOSCOPIC APPROACH	0PHK48Z
PX_FRACTURE	FRACTURES (PX)	PX10	0PHK4BZ	INSERTION OF MONOPLANAR EXTERNAL FIXATION DEVICE INTO RIGHT ULNA, PERCUTANEOUS ENDOSCOPIC APPROACH	0PHK4BZ
PX_FRACTURE	FRACTURES (PX)	PX10	0PHK4CZ	INSERTION OF RING EXTERNAL FIXATION DEVICE INTO RIGHT ULNA, PERCUTANEOUS ENDOSCOPIC APPROACH	0PHK4CZ
PX_FRACTURE	FRACTURES (PX)	PX10	0PHK4DZ	INSERTION OF HYBRID EXTERNAL FIXATION DEVICE INTO RIGHT ULNA, PERCUTANEOUS ENDOSCOPIC APPROACH	0PHK4DZ
PX_FRACTURE	FRACTURES (PX)	PX10	0PHL04Z	INSERTION OF INTERNAL FIXATION DEVICE INTO LEFT ULNA, OPEN APPROACH	0PHL04Z
PX_FRACTURE	FRACTURES (PX)	PX10	0PHL05Z	INSERTION OF EXTERNAL FIXATION DEVICE INTO LEFT ULNA, OPEN APPROACH	0PHL05Z
PX_FRACTURE	FRACTURES (PX)	PX10	0PHL06Z	INSERTION OF INTRAMEDULLARY INTERNAL FIXATION DEVICE INTO LEFT ULNA, OPEN APPROACH	0PHL06Z
PX_FRACTURE	FRACTURES (PX)	PX10	0PHL08Z	INSERTION OF LIMB LENGTHENING EXTERNAL FIXATION DEVICE INTO LEFT ULNA, OPEN APPROACH	0PHL08Z
PX_FRACTURE	FRACTURES (PX)	PX10	0PHL0BZ	INSERTION OF MONOPLANAR EXTERNAL FIXATION DEVICE INTO LEFT ULNA, OPEN APPROACH	0PHL0BZ
PX_FRACTURE	FRACTURES (PX)	PX10	0PHL0CZ	INSERTION OF RING EXTERNAL FIXATION DEVICE INTO LEFT ULNA, OPEN APPROACH	0PHL0CZ
PX_FRACTURE	FRACTURES (PX)	PX10	0PHL0DZ	INSERTION OF HYBRID EXTERNAL FIXATION DEVICE INTO LEFT ULNA, OPEN APPROACH	0PHL0DZ

Boehringer Ingelheim
Statistical and Epidemiological Analysis Plan (SEAP) for Non-Interventional Study
(NIS)
BI Study Number 1245-0228

Proprietary confidential information © 2023 Boehringer Ingelheim International GmbH or one or more of its affiliated companies

PX_FRACTURE	FRACTURES (PX)	PX10	0PHL34Z	INSERTION OF INTERNAL FIXATION DEVICE INTO LEFT ULNA, PERCUTANEOUS APPROACH	0PHL34Z
PX_FRACTURE	FRACTURES (PX)	PX10	0PHL35Z	INSERTION OF EXTERNAL FIXATION DEVICE INTO LEFT ULNA, PERCUTANEOUS APPROACH	0PHL35Z
PX_FRACTURE	FRACTURES (PX)	PX10	0PHL36Z	INSERTION OF INTRAMEDULLARY INTERNAL FIXATION DEVICE INTO LEFT ULNA, PERCUTANEOUS APPROACH	0PHL36Z
PX_FRACTURE	FRACTURES (PX)	PX10	0PHL38Z	INSERTION OF LIMB LENGTHENING EXTERNAL FIXATION DEVICE INTO LEFT ULNA, PERCUTANEOUS APPROACH	0PHL38Z
PX_FRACTURE	FRACTURES (PX)	PX10	0PHL3BZ	INSERTION OF MONOPLANAR EXTERNAL FIXATION DEVICE INTO LEFT ULNA, PERCUTANEOUS APPROACH	0PHL3BZ
PX_FRACTURE	FRACTURES (PX)	PX10	0PHL3CZ	INSERTION OF RING EXTERNAL FIXATION DEVICE INTO LEFT ULNA, PERCUTANEOUS APPROACH	0PHL3CZ
PX_FRACTURE	FRACTURES (PX)	PX10	0PHL3DZ	INSERTION OF HYBRID EXTERNAL FIXATION DEVICE INTO LEFT ULNA, PERCUTANEOUS APPROACH	0PHL3DZ
PX_FRACTURE	FRACTURES (PX)	PX10	0PHL44Z	INSERTION OF INTERNAL FIXATION DEVICE INTO LEFT ULNA, PERCUTANEOUS ENDOSCOPIC APPROACH	0PHL44Z
PX_FRACTURE	FRACTURES (PX)	PX10	0PHL45Z	INSERTION OF EXTERNAL FIXATION DEVICE INTO LEFT ULNA, PERCUTANEOUS ENDOSCOPIC APPROACH	0PHL45Z
PX_FRACTURE	FRACTURES (PX)	PX10	0PHL46Z	INSERTION OF INTRAMEDULLARY INTERNAL FIXATION DEVICE INTO LEFT ULNA, PERCUTANEOUS ENDOSCOPIC APPROACH	0PHL46Z
PX_FRACTURE	FRACTURES (PX)	PX10	0PHL48Z	INSERTION OF LIMB LENGTHENING EXTERNAL FIXATION DEVICE INTO LEFT ULNA, PERCUTANEOUS ENDOSCOPIC APPROACH	0PHL48Z
PX_FRACTURE	FRACTURES (PX)	PX10	0PHL4BZ	INSERTION OF MONOPLANAR EXTERNAL FIXATION DEVICE INTO LEFT ULNA, PERCUTANEOUS ENDOSCOPIC APPROACH	0PHL4BZ
PX_FRACTURE	FRACTURES (PX)	PX10	0PHL4CZ	INSERTION OF RING EXTERNAL FIXATION DEVICE INTO LEFT ULNA, PERCUTANEOUS ENDOSCOPIC APPROACH	0PHL4CZ
PX_FRACTURE	FRACTURES (PX)	PX10	0PHL4DZ	INSERTION OF HYBRID EXTERNAL FIXATION DEVICE INTO LEFT ULNA, PERCUTANEOUS ENDOSCOPIC APPROACH	0PHL4DZ
PX_FRACTURE	FRACTURES (PX)	PX10	0PSD04Z	REPOSITION LEFT HUMERAL HEAD WITH INTERNAL FIXATION DEVICE, OPEN APPROACH	0PSD04Z
PX_FRACTURE	FRACTURES (PX)	PX10	0PSD05Z	REPOSITION LEFT HUMERAL HEAD WITH EXTERNAL FIXATION DEVICE, OPEN APPROACH	0PSD05Z
PX_FRACTURE	FRACTURES (PX)	PX10	0PSD06Z	REPOSITION LEFT HUMERAL HEAD WITH INTRAMEDULLARY INTERNAL FIXATION DEVICE, OPEN APPROACH	0PSD06Z
PX_FRACTURE	FRACTURES (PX)	PX10	0PSD0BZ	REPOSITION LEFT HUMERAL HEAD WITH MONOPLANAR EXTERNAL FIXATION DEVICE, OPEN APPROACH	0PSD0BZ
PX_FRACTURE	FRACTURES (PX)	PX10	0PSD0CZ	REPOSITION LEFT HUMERAL HEAD WITH RING EXTERNAL FIXATION DEVICE, OPEN APPROACH	0PSD0CZ
PX_FRACTURE	FRACTURES (PX)	PX10	0PSD0DZ	REPOSITION LEFT HUMERAL HEAD WITH HYBRID EXTERNAL FIXATION DEVICE, OPEN APPROACH	0PSD0DZ
PX_FRACTURE	FRACTURES (PX)	PX10	0PSD0ZZ	REPOSITION LEFT HUMERAL HEAD, OPEN APPROACH	0PSD0ZZ
PX_FRACTURE	FRACTURES (PX)	PX10	0PSD34Z	REPOSITION LEFT HUMERAL HEAD WITH INTERNAL FIXATION DEVICE, PERCUTANEOUS APPROACH	0PSD34Z
PX_FRACTURE	FRACTURES (PX)	PX10	0PSD35Z	REPOSITION LEFT HUMERAL HEAD WITH EXTERNAL FIXATION DEVICE, PERCUTANEOUS APPROACH	0PSD35Z

Boehringer Ingelheim
Statistical and Epidemiological Analysis Plan (SEAP) for Non-Interventional Study
(NIS)
BI Study Number 1245-0228

Proprietary confidential information © 2023 Boehringer Ingelheim International GmbH or one or more of its affiliated companies

PX_FRACTURE	FRACTURES (PX)	PX10	0PSD36Z	REPOSITION LEFT HUMERAL HEAD WITH INTRAMEDULLARY INTERNAL FIXATION DEVICE, PERCUTANEOUS APPROACH	0PSD36Z
PX_FRACTURE	FRACTURES (PX)	PX10	0PSD3BZ	REPOSITION LEFT HUMERAL HEAD WITH MONOPLANAR EXTERNAL FIXATION DEVICE, PERCUTANEOUS APPROACH	0PSD3BZ
PX_FRACTURE	FRACTURES (PX)	PX10	0PSD3CZ	REPOSITION LEFT HUMERAL HEAD WITH RING EXTERNAL FIXATION DEVICE, PERCUTANEOUS APPROACH	0PSD3CZ
PX_FRACTURE	FRACTURES (PX)	PX10	0PSD3DZ	REPOSITION LEFT HUMERAL HEAD WITH HYBRID EXTERNAL FIXATION DEVICE, PERCUTANEOUS APPROACH	0PSD3DZ
PX_FRACTURE	FRACTURES (PX)	PX10	0PSD3ZZ	REPOSITION LEFT HUMERAL HEAD, PERCUTANEOUS APPROACH	0PSD3ZZ
PX_FRACTURE	FRACTURES (PX)	PX10	0PSD44Z	REPOSITION LEFT HUMERAL HEAD WITH INTERNAL FIXATION DEVICE, PERCUTANEOUS ENDOSCOPIC APPROACH	0PSD44Z
PX_FRACTURE	FRACTURES (PX)	PX10	0PSD45Z	REPOSITION LEFT HUMERAL HEAD WITH EXTERNAL FIXATION DEVICE, PERCUTANEOUS ENDOSCOPIC APPROACH	0PSD45Z
PX_FRACTURE	FRACTURES (PX)	PX10	0PSD46Z	REPOSITION LEFT HUMERAL HEAD WITH INTRAMEDULLARY INTERNAL FIXATION DEVICE, PERCUTANEOUS ENDOSCOPIC APPROACH	0PSD46Z
PX_FRACTURE	FRACTURES (PX)	PX10	0PSD4BZ	REPOSITION LEFT HUMERAL HEAD WITH MONOPLANAR EXTERNAL FIXATION DEVICE, PERCUTANEOUS ENDOSCOPIC APPROACH	0PSD4BZ
PX_FRACTURE	FRACTURES (PX)	PX10	0PSD4CZ	REPOSITION LEFT HUMERAL HEAD WITH RING EXTERNAL FIXATION DEVICE, PERCUTANEOUS ENDOSCOPIC APPROACH	0PSD4CZ
PX_FRACTURE	FRACTURES (PX)	PX10	0PSD4DZ	REPOSITION LEFT HUMERAL HEAD WITH HYBRID EXTERNAL FIXATION DEVICE, PERCUTANEOUS ENDOSCOPIC APPROACH	0PSD4DZ
PX_FRACTURE	FRACTURES (PX)	PX10	0PSD4ZZ	REPOSITION LEFT HUMERAL HEAD, PERCUTANEOUS ENDOSCOPIC APPROACH	0PSD4ZZ
PX_FRACTURE	FRACTURES (PX)	PX10	0PSDXZZ	REPOSITION LEFT HUMERAL HEAD, EXTERNAL APPROACH	0PSDXZZ
PX_FRACTURE	FRACTURES (PX)	PX10	0PSF04Z	REPOSITION RIGHT HUMERAL SHAFT WITH INTERNAL FIXATION DEVICE, OPEN APPROACH	0PSF04Z
PX_FRACTURE	FRACTURES (PX)	PX10	0PSF05Z	REPOSITION RIGHT HUMERAL SHAFT WITH EXTERNAL FIXATION DEVICE, OPEN APPROACH	0PSF05Z
PX_FRACTURE	FRACTURES (PX)	PX10	0PSF06Z	REPOSITION RIGHT HUMERAL SHAFT WITH INTRAMEDULLARY INTERNAL FIXATION DEVICE, OPEN APPROACH	0PSF06Z
PX_FRACTURE	FRACTURES (PX)	PX10	0PSF0BZ	REPOSITION RIGHT HUMERAL SHAFT WITH MONOPLANAR EXTERNAL FIXATION DEVICE, OPEN APPROACH	0PSF0BZ
PX_FRACTURE	FRACTURES (PX)	PX10	0PSF0CZ	REPOSITION RIGHT HUMERAL SHAFT WITH RING EXTERNAL FIXATION DEVICE, OPEN APPROACH	0PSF0CZ
PX_FRACTURE	FRACTURES (PX)	PX10	0PSF0DZ	REPOSITION RIGHT HUMERAL SHAFT WITH HYBRID EXTERNAL FIXATION DEVICE, OPEN APPROACH	0PSF0DZ
PX_FRACTURE	FRACTURES (PX)	PX10	0PSF0ZZ	REPOSITION RIGHT HUMERAL SHAFT, OPEN APPROACH	0PSF0ZZ
PX_FRACTURE	FRACTURES (PX)	PX10	0PSF34Z	REPOSITION RIGHT HUMERAL SHAFT WITH INTERNAL FIXATION DEVICE, PERCUTANEOUS APPROACH	0PSF34Z
PX_FRACTURE	FRACTURES (PX)	PX10	0PSF35Z	REPOSITION RIGHT HUMERAL SHAFT WITH EXTERNAL FIXATION DEVICE, PERCUTANEOUS APPROACH	0PSF35Z
PX_FRACTURE	FRACTURES (PX)	PX10	0PSF36Z	REPOSITION RIGHT HUMERAL SHAFT WITH INTRAMEDULLARY INTERNAL FIXATION DEVICE, PERCUTANEOUS APPROACH	0PSF36Z

Boehringer Ingelheim
Statistical and Epidemiological Analysis Plan (SEAP) for Non-Interventional Study
(NIS)
BI Study Number 1245-0228

Proprietary confidential information © 2023 Boehringer Ingelheim International GmbH or one or more of its affiliated companies

PX_FRACTURE	FRACTURES (PX)	PX10	0PSF3BZ	REPOSITION RIGHT HUMERAL SHAFT WITH MONOPLANAR EXTERNAL FIXATION DEVICE, PERCUTANEOUS APPROACH	0PSF3BZ
PX_FRACTURE	FRACTURES (PX)	PX10	0PSF3CZ	REPOSITION RIGHT HUMERAL SHAFT WITH RING EXTERNAL FIXATION DEVICE, PERCUTANEOUS APPROACH	0PSF3CZ
PX_FRACTURE	FRACTURES (PX)	PX10	0PSF3DZ	REPOSITION RIGHT HUMERAL SHAFT WITH HYBRID EXTERNAL FIXATION DEVICE, PERCUTANEOUS APPROACH	0PSF3DZ
PX_FRACTURE	FRACTURES (PX)	PX10	0PSF3ZZ	REPOSITION RIGHT HUMERAL SHAFT, PERCUTANEOUS APPROACH	0PSF3ZZ
PX_FRACTURE	FRACTURES (PX)	PX10	0PSF44Z	REPOSITION RIGHT HUMERAL SHAFT WITH INTERNAL FIXATION DEVICE, PERCUTANEOUS ENDOSCOPIC APPROACH	0PSF44Z
PX_FRACTURE	FRACTURES (PX)	PX10	0PSF45Z	REPOSITION RIGHT HUMERAL SHAFT WITH EXTERNAL FIXATION DEVICE, PERCUTANEOUS ENDOSCOPIC APPROACH	0PSF45Z
PX_FRACTURE	FRACTURES (PX)	PX10	0PSF46Z	REPOSITION RIGHT HUMERAL SHAFT WITH INTRAMEDULLARY INTERNAL FIXATION DEVICE, PERCUTANEOUS ENDOSCOPIC APPROACH	0PSF46Z
PX_FRACTURE	FRACTURES (PX)	PX10	0PSF4BZ	REPOSITION RIGHT HUMERAL SHAFT WITH MONOPLANAR EXTERNAL FIXATION DEVICE, PERCUTANEOUS ENDOSCOPIC APPROACH	0PSF4BZ
PX_FRACTURE	FRACTURES (PX)	PX10	0PSF4CZ	REPOSITION RIGHT HUMERAL SHAFT WITH RING EXTERNAL FIXATION DEVICE, PERCUTANEOUS ENDOSCOPIC APPROACH	0PSF4CZ
PX_FRACTURE	FRACTURES (PX)	PX10	0PSF4DZ	REPOSITION RIGHT HUMERAL SHAFT WITH HYBRID EXTERNAL FIXATION DEVICE, PERCUTANEOUS ENDOSCOPIC APPROACH	0PSF4DZ
PX_FRACTURE	FRACTURES (PX)	PX10	0PSF4ZZ	REPOSITION RIGHT HUMERAL SHAFT, PERCUTANEOUS ENDOSCOPIC APPROACH	0PSF4ZZ
PX_FRACTURE	FRACTURES (PX)	PX10	0PSFXZZ	REPOSITION RIGHT HUMERAL SHAFT, EXTERNAL APPROACH	0PSFXZZ
PX_FRACTURE	FRACTURES (PX)	PX10	0PSG04Z	REPOSITION LEFT HUMERAL SHAFT WITH INTERNAL FIXATION DEVICE, OPEN APPROACH	0PSG04Z
PX_FRACTURE	FRACTURES (PX)	PX10	0PSG05Z	REPOSITION LEFT HUMERAL SHAFT WITH EXTERNAL FIXATION DEVICE, OPEN APPROACH	0PSG05Z
PX_FRACTURE	FRACTURES (PX)	PX10	0PSG06Z	REPOSITION LEFT HUMERAL SHAFT WITH INTRAMEDULLARY INTERNAL FIXATION DEVICE, OPEN APPROACH	0PSG06Z
PX_FRACTURE	FRACTURES (PX)	PX10	0PSG0BZ	REPOSITION LEFT HUMERAL SHAFT WITH MONOPLANAR EXTERNAL FIXATION DEVICE, OPEN APPROACH	0PSG0BZ
PX_FRACTURE	FRACTURES (PX)	PX10	0PSG0CZ	REPOSITION LEFT HUMERAL SHAFT WITH RING EXTERNAL FIXATION DEVICE, OPEN APPROACH	0PSG0CZ
PX_FRACTURE	FRACTURES (PX)	PX10	0PSG0DZ	REPOSITION LEFT HUMERAL SHAFT WITH HYBRID EXTERNAL FIXATION DEVICE, OPEN APPROACH	0PSG0DZ
PX_FRACTURE	FRACTURES (PX)	PX10	0PSG0ZZ	REPOSITION LEFT HUMERAL SHAFT, OPEN APPROACH	0PSG0ZZ
PX_FRACTURE	FRACTURES (PX)	PX10	0PSG34Z	REPOSITION LEFT HUMERAL SHAFT WITH INTERNAL FIXATION DEVICE, PERCUTANEOUS APPROACH	0PSG34Z
PX_FRACTURE	FRACTURES (PX)	PX10	0PSG35Z	REPOSITION LEFT HUMERAL SHAFT WITH EXTERNAL FIXATION DEVICE, PERCUTANEOUS APPROACH	0PSG35Z
PX_FRACTURE	FRACTURES (PX)	PX10	0PSG36Z	REPOSITION LEFT HUMERAL SHAFT WITH INTRAMEDULLARY INTERNAL FIXATION DEVICE, PERCUTANEOUS APPROACH	0PSG36Z
PX_FRACTURE	FRACTURES (PX)	PX10	0PSG3BZ	REPOSITION LEFT HUMERAL SHAFT WITH MONOPLANAR EXTERNAL FIXATION DEVICE, PERCUTANEOUS APPROACH	0PSG3BZ

Boehringer Ingelheim
Statistical and Epidemiological Analysis Plan (SEAP) for Non-Interventional Study
(NIS)
BI Study Number 1245-0228

Proprietary confidential information © 2023 Boehringer Ingelheim International GmbH or one or more of its affiliated companies

PX_FRACTURE	FRACTURES (PX)	PX10	0PSG3CZ	REPOSITION LEFT HUMERAL SHAFT WITH RING EXTERNAL FIXATION DEVICE, PERCUTANEOUS APPROACH	0PSG3CZ
PX_FRACTURE	FRACTURES (PX)	PX10	0PSG3DZ	REPOSITION LEFT HUMERAL SHAFT WITH HYBRID EXTERNAL FIXATION DEVICE, PERCUTANEOUS APPROACH	0PSG3DZ
PX_FRACTURE	FRACTURES (PX)	PX10	0PSG3ZZ	REPOSITION LEFT HUMERAL SHAFT, PERCUTANEOUS APPROACH	0PSG3ZZ
PX_FRACTURE	FRACTURES (PX)	PX10	0PSG44Z	REPOSITION LEFT HUMERAL SHAFT WITH INTERNAL FIXATION DEVICE, PERCUTANEOUS ENDOSCOPIC APPROACH	0PSG44Z
PX_FRACTURE	FRACTURES (PX)	PX10	0PSG45Z	REPOSITION LEFT HUMERAL SHAFT WITH EXTERNAL FIXATION DEVICE, PERCUTANEOUS ENDOSCOPIC APPROACH	0PSG45Z
PX_FRACTURE	FRACTURES (PX)	PX10	0PSG46Z	REPOSITION LEFT HUMERAL SHAFT WITH INTRAMEDULLARY INTERNAL FIXATION DEVICE, PERCUTANEOUS ENDOSCOPIC APPROACH	0PSG46Z
PX_FRACTURE	FRACTURES (PX)	PX10	0PSG4BZ	REPOSITION LEFT HUMERAL SHAFT WITH MONOPLANAR EXTERNAL FIXATION DEVICE, PERCUTANEOUS ENDOSCOPIC APPROACH	0PSG4BZ
PX_FRACTURE	FRACTURES (PX)	PX10	0PSG4CZ	REPOSITION LEFT HUMERAL SHAFT WITH RING EXTERNAL FIXATION DEVICE, PERCUTANEOUS ENDOSCOPIC APPROACH	0PSG4CZ
PX_FRACTURE	FRACTURES (PX)	PX10	0PSG4DZ	REPOSITION LEFT HUMERAL SHAFT WITH HYBRID EXTERNAL FIXATION DEVICE, PERCUTANEOUS ENDOSCOPIC APPROACH	0PSG4DZ
PX_FRACTURE	FRACTURES (PX)	PX10	0PSG4ZZ	REPOSITION LEFT HUMERAL SHAFT, PERCUTANEOUS ENDOSCOPIC APPROACH	0PSG4ZZ
PX_FRACTURE	FRACTURES (PX)	PX10	0PSGXZZ	REPOSITION LEFT HUMERAL SHAFT, EXTERNAL APPROACH	0PSGXZZ
PX_FRACTURE	FRACTURES (PX)	PX10	0PSH04Z	REPOSITION RIGHT RADIUS WITH INTERNAL FIXATION DEVICE, OPEN APPROACH	0PSH04Z
PX_FRACTURE	FRACTURES (PX)	PX10	0PSH05Z	REPOSITION RIGHT RADIUS WITH EXTERNAL FIXATION DEVICE, OPEN APPROACH	0PSH05Z
PX_FRACTURE	FRACTURES (PX)	PX10	0PSH06Z	REPOSITION RIGHT RADIUS WITH INTRAMEDULLARY INTERNAL FIXATION DEVICE, OPEN APPROACH	0PSH06Z
PX_FRACTURE	FRACTURES (PX)	PX10	0PSH0BZ	REPOSITION RIGHT RADIUS WITH MONOPLANAR EXTERNAL FIXATION DEVICE, OPEN APPROACH	0PSH0BZ
PX_FRACTURE	FRACTURES (PX)	PX10	0PSH0CZ	REPOSITION RIGHT RADIUS WITH RING EXTERNAL FIXATION DEVICE, OPEN APPROACH	0PSH0CZ
PX_FRACTURE	FRACTURES (PX)	PX10	0PSH0DZ	REPOSITION RIGHT RADIUS WITH HYBRID EXTERNAL FIXATION DEVICE, OPEN APPROACH	0PSH0DZ
PX_FRACTURE	FRACTURES (PX)	PX10	0PSH0ZZ	REPOSITION RIGHT RADIUS, OPEN APPROACH	0PSH0ZZ
PX_FRACTURE	FRACTURES (PX)	PX10	0PSH34Z	REPOSITION RIGHT RADIUS WITH INTERNAL FIXATION DEVICE, PERCUTANEOUS APPROACH	0PSH34Z
PX_FRACTURE	FRACTURES (PX)	PX10	0PSH35Z	REPOSITION RIGHT RADIUS WITH EXTERNAL FIXATION DEVICE, PERCUTANEOUS APPROACH	0PSH35Z
PX_FRACTURE	FRACTURES (PX)	PX10	0PSH36Z	REPOSITION RIGHT RADIUS WITH INTRAMEDULLARY INTERNAL FIXATION DEVICE, PERCUTANEOUS APPROACH	0PSH36Z
PX_FRACTURE	FRACTURES (PX)	PX10	0PSH3BZ	REPOSITION RIGHT RADIUS WITH MONOPLANAR EXTERNAL FIXATION DEVICE, PERCUTANEOUS APPROACH	0PSH3BZ
PX_FRACTURE	FRACTURES (PX)	PX10	0PSH3CZ	REPOSITION RIGHT RADIUS WITH RING EXTERNAL FIXATION DEVICE, PERCUTANEOUS APPROACH	0PSH3CZ
PX_FRACTURE	FRACTURES (PX)	PX10	0PSH3DZ	REPOSITION RIGHT RADIUS WITH HYBRID EXTERNAL FIXATION DEVICE, PERCUTANEOUS APPROACH	0PSH3DZ
PX_FRACTURE	FRACTURES (PX)	PX10	0PSH3ZZ	REPOSITION RIGHT RADIUS, PERCUTANEOUS APPROACH	0PSH3ZZ

Boehringer Ingelheim
Statistical and Epidemiological Analysis Plan (SEAP) for Non-Interventional Study
(NIS)
BI Study Number 1245-0228

Proprietary confidential information © 2023 Boehringer Ingelheim International GmbH or one or more of its affiliated companies

PX_FRACTURE	FRACTURES (PX)	PX10	0PSH44Z	REPOSITION RIGHT RADIUS WITH INTERNAL FIXATION DEVICE, PERCUTANEOUS ENDOSCOPIC APPROACH	0PSH44Z
PX_FRACTURE	FRACTURES (PX)	PX10	0PSH45Z	REPOSITION RIGHT RADIUS WITH EXTERNAL FIXATION DEVICE, PERCUTANEOUS ENDOSCOPIC APPROACH	0PSH45Z
PX_FRACTURE	FRACTURES (PX)	PX10	0PSH46Z	REPOSITION RIGHT RADIUS WITH INTRAMEDULLARY INTERNAL FIXATION DEVICE, PERCUTANEOUS ENDOSCOPIC APPROACH	0PSH46Z
PX_FRACTURE	FRACTURES (PX)	PX10	0PSH4BZ	REPOSITION RIGHT RADIUS WITH MONOPLANAR EXTERNAL FIXATION DEVICE, PERCUTANEOUS ENDOSCOPIC APPROACH	0PSH4BZ
PX_FRACTURE	FRACTURES (PX)	PX10	0PSH4CZ	REPOSITION RIGHT RADIUS WITH RING EXTERNAL FIXATION DEVICE, PERCUTANEOUS ENDOSCOPIC APPROACH	0PSH4CZ
PX_FRACTURE	FRACTURES (PX)	PX10	0PSH4DZ	REPOSITION RIGHT RADIUS WITH HYBRID EXTERNAL FIXATION DEVICE, PERCUTANEOUS ENDOSCOPIC APPROACH	0PSH4DZ
PX_FRACTURE	FRACTURES (PX)	PX10	0PSH4ZZ	REPOSITION RIGHT RADIUS, PERCUTANEOUS ENDOSCOPIC APPROACH	0PSH4ZZ
PX_FRACTURE	FRACTURES (PX)	PX10	0PSHXZZ	REPOSITION RIGHT RADIUS, EXTERNAL APPROACH	0PSHXZZ
PX_FRACTURE	FRACTURES (PX)	PX10	0PSJ04Z	REPOSITION LEFT RADIUS WITH INTERNAL FIXATION DEVICE, OPEN APPROACH	0PSJ04Z
PX_FRACTURE	FRACTURES (PX)	PX10	0PSJ05Z	REPOSITION LEFT RADIUS WITH EXTERNAL FIXATION DEVICE, OPEN APPROACH	0PSJ05Z
PX_FRACTURE	FRACTURES (PX)	PX10	0PSJ06Z	REPOSITION LEFT RADIUS WITH INTRAMEDULLARY INTERNAL FIXATION DEVICE, OPEN APPROACH	0PSJ06Z
PX_FRACTURE	FRACTURES (PX)	PX10	0PSJ0BZ	REPOSITION LEFT RADIUS WITH MONOPLANAR EXTERNAL FIXATION DEVICE, OPEN APPROACH	0PSJ0BZ
PX_FRACTURE	FRACTURES (PX)	PX10	0PSJ0CZ	REPOSITION LEFT RADIUS WITH RING EXTERNAL FIXATION DEVICE, OPEN APPROACH	0PSJ0CZ
PX_FRACTURE	FRACTURES (PX)	PX10	0PSJ0DZ	REPOSITION LEFT RADIUS WITH HYBRID EXTERNAL FIXATION DEVICE, OPEN APPROACH	0PSJ0DZ
PX_FRACTURE	FRACTURES (PX)	PX10	0PSJ0ZZ	REPOSITION LEFT RADIUS, OPEN APPROACH	0PSJ0ZZ
PX_FRACTURE	FRACTURES (PX)	PX10	0PSJ34Z	REPOSITION LEFT RADIUS WITH INTERNAL FIXATION DEVICE, PERCUTANEOUS APPROACH	0PSJ34Z
PX_FRACTURE	FRACTURES (PX)	PX10	0PSJ35Z	REPOSITION LEFT RADIUS WITH EXTERNAL FIXATION DEVICE, PERCUTANEOUS APPROACH	0PSJ35Z
PX_FRACTURE	FRACTURES (PX)	PX10	0PSJ36Z	REPOSITION LEFT RADIUS WITH INTRAMEDULLARY INTERNAL FIXATION DEVICE, PERCUTANEOUS APPROACH	0PSJ36Z
PX_FRACTURE	FRACTURES (PX)	PX10	0PSJ3BZ	REPOSITION LEFT RADIUS WITH MONOPLANAR EXTERNAL FIXATION DEVICE, PERCUTANEOUS APPROACH	0PSJ3BZ
PX_FRACTURE	FRACTURES (PX)	PX10	0PSJ3CZ	REPOSITION LEFT RADIUS WITH RING EXTERNAL FIXATION DEVICE, PERCUTANEOUS APPROACH	0PSJ3CZ
PX_FRACTURE	FRACTURES (PX)	PX10	0PSJ3DZ	REPOSITION LEFT RADIUS WITH HYBRID EXTERNAL FIXATION DEVICE, PERCUTANEOUS APPROACH	0PSJ3DZ
PX_FRACTURE	FRACTURES (PX)	PX10	0PSJ3ZZ	REPOSITION LEFT RADIUS, PERCUTANEOUS APPROACH	0PSJ3ZZ
PX_FRACTURE	FRACTURES (PX)	PX10	0PSJ44Z	REPOSITION LEFT RADIUS WITH INTERNAL FIXATION DEVICE, PERCUTANEOUS ENDOSCOPIC APPROACH	0PSJ44Z
PX_FRACTURE	FRACTURES (PX)	PX10	0PSJ45Z	REPOSITION LEFT RADIUS WITH EXTERNAL FIXATION DEVICE, PERCUTANEOUS ENDOSCOPIC APPROACH	0PSJ45Z
PX_FRACTURE	FRACTURES (PX)	PX10	0PSJ46Z	REPOSITION LEFT RADIUS WITH INTRAMEDULLARY INTERNAL FIXATION DEVICE, PERCUTANEOUS ENDOSCOPIC APPROACH	0PSJ46Z

Boehringer Ingelheim
Statistical and Epidemiological Analysis Plan (SEAP) for Non-Interventional Study
(NIS)
BI Study Number 1245-0228

Proprietary confidential information © 2023 Boehringer Ingelheim International GmbH or one or more of its affiliated companies

PX_FRACTURE	FRACTURES (PX)	PX10	0PSJ4BZ	REPOSITION LEFT RADIUS WITH MONOPLANAR EXTERNAL FIXATION DEVICE, PERCUTANEOUS ENDOSCOPIC APPROACH	0PSJ4BZ
PX_FRACTURE	FRACTURES (PX)	PX10	0PSJ4CZ	REPOSITION LEFT RADIUS WITH RING EXTERNAL FIXATION DEVICE, PERCUTANEOUS ENDOSCOPIC APPROACH	0PSJ4CZ
PX_FRACTURE	FRACTURES (PX)	PX10	0PSJ4DZ	REPOSITION LEFT RADIUS WITH HYBRID EXTERNAL FIXATION DEVICE, PERCUTANEOUS ENDOSCOPIC APPROACH	0PSJ4DZ
PX_FRACTURE	FRACTURES (PX)	PX10	0PSJ4ZZ	REPOSITION LEFT RADIUS, PERCUTANEOUS ENDOSCOPIC APPROACH	0PSJ4ZZ
PX_FRACTURE	FRACTURES (PX)	PX10	0PSJXZZ	REPOSITION LEFT RADIUS, EXTERNAL APPROACH	0PSJXZZ
PX_FRACTURE	FRACTURES (PX)	PX10	0PSK04Z	REPOSITION RIGHT ULNA WITH INTERNAL FIXATION DEVICE, OPEN APPROACH	0PSK04Z
PX_FRACTURE	FRACTURES (PX)	PX10	0PSK05Z	REPOSITION RIGHT ULNA WITH EXTERNAL FIXATION DEVICE, OPEN APPROACH	0PSK05Z
PX_FRACTURE	FRACTURES (PX)	PX10	0PSK06Z	REPOSITION RIGHT ULNA WITH INTRAMEDULLARY INTERNAL FIXATION DEVICE, OPEN APPROACH	0PSK06Z
PX_FRACTURE	FRACTURES (PX)	PX10	0PSK0BZ	REPOSITION RIGHT ULNA WITH MONOPLANAR EXTERNAL FIXATION DEVICE, OPEN APPROACH	0PSK0BZ
PX_FRACTURE	FRACTURES (PX)	PX10	0PSK0CZ	REPOSITION RIGHT ULNA WITH RING EXTERNAL FIXATION DEVICE, OPEN APPROACH	0PSK0CZ
PX_FRACTURE	FRACTURES (PX)	PX10	0PSK0DZ	REPOSITION RIGHT ULNA WITH HYBRID EXTERNAL FIXATION DEVICE, OPEN APPROACH	0PSK0DZ
PX_FRACTURE	FRACTURES (PX)	PX10	0PSK0ZZ	REPOSITION RIGHT ULNA, OPEN APPROACH	0PSK0ZZ
PX_FRACTURE	FRACTURES (PX)	PX10	0PSK34Z	REPOSITION RIGHT ULNA WITH INTERNAL FIXATION DEVICE, PERCUTANEOUS APPROACH	0PSK34Z
PX_FRACTURE	FRACTURES (PX)	PX10	0PSK35Z	REPOSITION RIGHT ULNA WITH EXTERNAL FIXATION DEVICE, PERCUTANEOUS APPROACH	0PSK35Z
PX_FRACTURE	FRACTURES (PX)	PX10	0PSK36Z	REPOSITION RIGHT ULNA WITH INTRAMEDULLARY INTERNAL FIXATION DEVICE, PERCUTANEOUS APPROACH	0PSK36Z
PX_FRACTURE	FRACTURES (PX)	PX10	0PSK3BZ	REPOSITION RIGHT ULNA WITH MONOPLANAR EXTERNAL FIXATION DEVICE, PERCUTANEOUS APPROACH	0PSK3BZ
PX_FRACTURE	FRACTURES (PX)	PX10	0PSK3CZ	REPOSITION RIGHT ULNA WITH RING EXTERNAL FIXATION DEVICE, PERCUTANEOUS APPROACH	0PSK3CZ
PX_FRACTURE	FRACTURES (PX)	PX10	0PSK3DZ	REPOSITION RIGHT ULNA WITH HYBRID EXTERNAL FIXATION DEVICE, PERCUTANEOUS APPROACH	0PSK3DZ
PX_FRACTURE	FRACTURES (PX)	PX10	0PSK3ZZ	REPOSITION RIGHT ULNA, PERCUTANEOUS APPROACH	0PSK3ZZ
PX_FRACTURE	FRACTURES (PX)	PX10	0PSK44Z	REPOSITION RIGHT ULNA WITH INTERNAL FIXATION DEVICE, PERCUTANEOUS ENDOSCOPIC APPROACH	0PSK44Z
PX_FRACTURE	FRACTURES (PX)	PX10	0PSK45Z	REPOSITION RIGHT ULNA WITH EXTERNAL FIXATION DEVICE, PERCUTANEOUS ENDOSCOPIC APPROACH	0PSK45Z
PX_FRACTURE	FRACTURES (PX)	PX10	0PSK46Z	REPOSITION RIGHT ULNA WITH INTRAMEDULLARY INTERNAL FIXATION DEVICE, PERCUTANEOUS ENDOSCOPIC APPROACH	0PSK46Z
PX_FRACTURE	FRACTURES (PX)	PX10	0PSK4BZ	REPOSITION RIGHT ULNA WITH MONOPLANAR EXTERNAL FIXATION DEVICE, PERCUTANEOUS ENDOSCOPIC APPROACH	0PSK4BZ
PX_FRACTURE	FRACTURES (PX)	PX10	0PSK4CZ	REPOSITION RIGHT ULNA WITH RING EXTERNAL FIXATION DEVICE, PERCUTANEOUS ENDOSCOPIC APPROACH	0PSK4CZ
PX_FRACTURE	FRACTURES (PX)	PX10	0PSK4DZ	REPOSITION RIGHT ULNA WITH HYBRID EXTERNAL FIXATION DEVICE, PERCUTANEOUS ENDOSCOPIC APPROACH	0PSK4DZ
PX_FRACTURE	FRACTURES (PX)	PX10	0PSK4ZZ	REPOSITION RIGHT ULNA, PERCUTANEOUS ENDOSCOPIC APPROACH	0PSK4ZZ

Boehringer Ingelheim
Statistical and Epidemiological Analysis Plan (SEAP) for Non-Interventional Study
(NIS)
BI Study Number 1245-0228

Proprietary confidential information © 2023 Boehringer Ingelheim International GmbH or one or more of its affiliated companies

PX_FRACTURE	FRACTURES (PX)	PX10	0PSKXZZ	REPOSITION RIGHT ULNA, EXTERNAL APPROACH	0PSKXZZ
PX_FRACTURE	FRACTURES (PX)	PX10	0PSL04Z	REPOSITION LEFT ULNA WITH INTERNAL FIXATION DEVICE, OPEN APPROACH	0PSL04Z
PX_FRACTURE	FRACTURES (PX)	PX10	0PSL05Z	REPOSITION LEFT ULNA WITH EXTERNAL FIXATION DEVICE, OPEN APPROACH	0PSL05Z
PX_FRACTURE	FRACTURES (PX)	PX10	0PSL06Z	REPOSITION LEFT ULNA WITH INTRAMEDULLARY INTERNAL FIXATION DEVICE, OPEN APPROACH	0PSL06Z
PX_FRACTURE	FRACTURES (PX)	PX10	0PSL0BZ	REPOSITION LEFT ULNA WITH MONOPLANAR EXTERNAL FIXATION DEVICE, OPEN APPROACH	0PSL0BZ
PX_FRACTURE	FRACTURES (PX)	PX10	0PSL0CZ	REPOSITION LEFT ULNA WITH RING EXTERNAL FIXATION DEVICE, OPEN APPROACH	0PSL0CZ
PX_FRACTURE	FRACTURES (PX)	PX10	0PSL0DZ	REPOSITION LEFT ULNA WITH HYBRID EXTERNAL FIXATION DEVICE, OPEN APPROACH	0PSL0DZ
PX_FRACTURE	FRACTURES (PX)	PX10	0PSL0ZZ	REPOSITION LEFT ULNA, OPEN APPROACH	0PSL0ZZ
PX_FRACTURE	FRACTURES (PX)	PX10	0PSL34Z	REPOSITION LEFT ULNA WITH INTERNAL FIXATION DEVICE, PERCUTANEOUS APPROACH	0PSL34Z
PX_FRACTURE	FRACTURES (PX)	PX10	0PSL35Z	REPOSITION LEFT ULNA WITH EXTERNAL FIXATION DEVICE, PERCUTANEOUS APPROACH	0PSL35Z
PX_FRACTURE	FRACTURES (PX)	PX10	0PSL36Z	REPOSITION LEFT ULNA WITH INTRAMEDULLARY INTERNAL FIXATION DEVICE, PERCUTANEOUS APPROACH	0PSL36Z
PX_FRACTURE	FRACTURES (PX)	PX10	0PSL3BZ	REPOSITION LEFT ULNA WITH MONOPLANAR EXTERNAL FIXATION DEVICE, PERCUTANEOUS APPROACH	0PSL3BZ
PX_FRACTURE	FRACTURES (PX)	PX10	0PSL3CZ	REPOSITION LEFT ULNA WITH RING EXTERNAL FIXATION DEVICE, PERCUTANEOUS APPROACH	0PSL3CZ
PX_FRACTURE	FRACTURES (PX)	PX10	0PSL3DZ	REPOSITION LEFT ULNA WITH HYBRID EXTERNAL FIXATION DEVICE, PERCUTANEOUS APPROACH	0PSL3DZ
PX_FRACTURE	FRACTURES (PX)	PX10	0PSL3ZZ	REPOSITION LEFT ULNA, PERCUTANEOUS APPROACH	0PSL3ZZ
PX_FRACTURE	FRACTURES (PX)	PX10	0PSL44Z	REPOSITION LEFT ULNA WITH INTERNAL FIXATION DEVICE, PERCUTANEOUS ENDOSCOPIC APPROACH	0PSL44Z
PX_FRACTURE	FRACTURES (PX)	PX10	0PSL45Z	REPOSITION LEFT ULNA WITH EXTERNAL FIXATION DEVICE, PERCUTANEOUS ENDOSCOPIC APPROACH	0PSL45Z
PX_FRACTURE	FRACTURES (PX)	PX10	0PSL46Z	REPOSITION LEFT ULNA WITH INTRAMEDULLARY INTERNAL FIXATION DEVICE, PERCUTANEOUS ENDOSCOPIC APPROACH	0PSL46Z
PX_FRACTURE	FRACTURES (PX)	PX10	0PSL4BZ	REPOSITION LEFT ULNA WITH MONOPLANAR EXTERNAL FIXATION DEVICE, PERCUTANEOUS ENDOSCOPIC APPROACH	0PSL4BZ
PX_FRACTURE	FRACTURES (PX)	PX10	0PSL4CZ	REPOSITION LEFT ULNA WITH RING EXTERNAL FIXATION DEVICE, PERCUTANEOUS ENDOSCOPIC APPROACH	0PSL4CZ
PX_FRACTURE	FRACTURES (PX)	PX10	0PSL4DZ	REPOSITION LEFT ULNA WITH HYBRID EXTERNAL FIXATION DEVICE, PERCUTANEOUS ENDOSCOPIC APPROACH	0PSL4DZ
PX_FRACTURE	FRACTURES (PX)	PX10	0PSL4ZZ	REPOSITION LEFT ULNA, PERCUTANEOUS ENDOSCOPIC APPROACH	0PSL4ZZ
PX_FRACTURE	FRACTURES (PX)	PX10	0PSLXZZ	REPOSITION LEFT ULNA, EXTERNAL APPROACH	0PSLXZZ
PX_FRACTURE	FRACTURES (PX)	PX10	0QS704Z	REPOSITION LEFT UPPER FEMUR WITH INTERNAL FIXATION DEVICE, OPEN APPROACH	0QS704Z
PX_FRACTURE	FRACTURES (PX)	PX10	0QS705Z	REPOSITION LEFT UPPER FEMUR WITH EXTERNAL FIXATION DEVICE, OPEN APPROACH	0QS705Z
PX_FRACTURE	FRACTURES (PX)	PX10	0QS706Z	REPOSITION LEFT UPPER FEMUR WITH INTRAMEDULLARY INTERNAL FIXATION DEVICE, OPEN APPROACH	0QS706Z
PX_FRACTURE	FRACTURES (PX)	PX10	0QS70BZ	REPOSITION LEFT UPPER FEMUR WITH MONOPLANAR EXTERNAL FIXATION DEVICE, OPEN APPROACH	0QS70BZ
PX_FRACTURE	FRACTURES (PX)	PX10	0QS70CZ	REPOSITION LEFT UPPER FEMUR WITH RING EXTERNAL FIXATION DEVICE, OPEN APPROACH	0QS70CZ

Boehringer Ingelheim
Statistical and Epidemiological Analysis Plan (SEAP) for Non-Interventional Study
(NIS)
BI Study Number 1245-0228

Proprietary confidential information © 2023 Boehringer Ingelheim International GmbH or one or more of its affiliated companies

PX_FRACTURE	FRACTURES (PX)	PX10	0QS70DZ	REPOSITION LEFT UPPER FEMUR WITH HYBRID EXTERNAL FIXATION DEVICE, OPEN APPROACH	0QS70DZ
PX_FRACTURE	FRACTURES (PX)	PX10	0QS70ZZ	REPOSITION LEFT UPPER FEMUR, OPEN APPROACH	0QS70ZZ
PX_FRACTURE	FRACTURES (PX)	PX10	0QS734Z	REPOSITION LEFT UPPER FEMUR WITH INTERNAL FIXATION DEVICE, PERCUTANEOUS APPROACH	0QS734Z
PX_FRACTURE	FRACTURES (PX)	PX10	0QS735Z	REPOSITION LEFT UPPER FEMUR WITH EXTERNAL FIXATION DEVICE, PERCUTANEOUS APPROACH	0QS735Z
PX_FRACTURE	FRACTURES (PX)	PX10	0QS736Z	REPOSITION LEFT UPPER FEMUR WITH INTRAMEDULLARY INTERNAL FIXATION DEVICE, PERCUTANEOUS APPROACH	0QS736Z
PX_FRACTURE	FRACTURES (PX)	PX10	0QS73BZ	REPOSITION LEFT UPPER FEMUR WITH MONOPLANAR EXTERNAL FIXATION DEVICE, PERCUTANEOUS APPROACH	0QS73BZ
PX_FRACTURE	FRACTURES (PX)	PX10	0QS73CZ	REPOSITION LEFT UPPER FEMUR WITH RING EXTERNAL FIXATION DEVICE, PERCUTANEOUS APPROACH	0QS73CZ
PX_FRACTURE	FRACTURES (PX)	PX10	0QS73DZ	REPOSITION LEFT UPPER FEMUR WITH HYBRID EXTERNAL FIXATION DEVICE, PERCUTANEOUS APPROACH	0QS73DZ
PX_FRACTURE	FRACTURES (PX)	PX10	0QS73ZZ	REPOSITION LEFT UPPER FEMUR, PERCUTANEOUS APPROACH	0QS73ZZ
PX_FRACTURE	FRACTURES (PX)	PX10	0QS744Z	REPOSITION LEFT UPPER FEMUR WITH INTERNAL FIXATION DEVICE, PERCUTANEOUS ENDOSCOPIC APPROACH	0QS744Z
PX_FRACTURE	FRACTURES (PX)	PX10	0QS745Z	REPOSITION LEFT UPPER FEMUR WITH EXTERNAL FIXATION DEVICE, PERCUTANEOUS ENDOSCOPIC APPROACH	0QS745Z
PX_FRACTURE	FRACTURES (PX)	PX10	0QS746Z	REPOSITION LEFT UPPER FEMUR WITH INTRAMEDULLARY INTERNAL FIXATION DEVICE, PERCUTANEOUS ENDOSCOPIC APPROACH	0QS746Z
PX_FRACTURE	FRACTURES (PX)	PX10	0QS74BZ	REPOSITION LEFT UPPER FEMUR WITH MONOPLANAR EXTERNAL FIXATION DEVICE, PERCUTANEOUS ENDOSCOPIC APPROACH	0QS74BZ
PX_FRACTURE	FRACTURES (PX)	PX10	0QS74CZ	REPOSITION LEFT UPPER FEMUR WITH RING EXTERNAL FIXATION DEVICE, PERCUTANEOUS ENDOSCOPIC APPROACH	0QS74CZ
PX_FRACTURE	FRACTURES (PX)	PX10	0QS74DZ	REPOSITION LEFT UPPER FEMUR WITH HYBRID EXTERNAL FIXATION DEVICE, PERCUTANEOUS ENDOSCOPIC APPROACH	0QS74DZ
PX_FRACTURE	FRACTURES (PX)	PX10	0QS74ZZ	REPOSITION LEFT UPPER FEMUR, PERCUTANEOUS ENDOSCOPIC APPROACH	0QS74ZZ
PX_FRACTURE	FRACTURES (PX)	PX10	0QS7XZZ	REPOSITION LEFT UPPER FEMUR, EXTERNAL APPROACH	0QS7XZZ
PX_FRACTURE	FRACTURES (PX)	PX10	0QS804Z	REPOSITION RIGHT FEMORAL SHAFT WITH INTERNAL FIXATION DEVICE, OPEN APPROACH	0QS804Z
PX_FRACTURE	FRACTURES (PX)	PX10	0QS805Z	REPOSITION RIGHT FEMORAL SHAFT WITH EXTERNAL FIXATION DEVICE, OPEN APPROACH	0QS805Z
PX_FRACTURE	FRACTURES (PX)	PX10	0QS806Z	REPOSITION RIGHT FEMORAL SHAFT WITH INTRAMEDULLARY INTERNAL FIXATION DEVICE, OPEN APPROACH	0QS806Z
PX_FRACTURE	FRACTURES (PX)	PX10	0QS80BZ	REPOSITION RIGHT FEMORAL SHAFT WITH MONOPLANAR EXTERNAL FIXATION DEVICE, OPEN APPROACH	0QS80BZ
PX_FRACTURE	FRACTURES (PX)	PX10	0QS80CZ	REPOSITION RIGHT FEMORAL SHAFT WITH RING EXTERNAL FIXATION DEVICE, OPEN APPROACH	0QS80CZ
PX_FRACTURE	FRACTURES (PX)	PX10	0QS80DZ	REPOSITION RIGHT FEMORAL SHAFT WITH HYBRID EXTERNAL FIXATION DEVICE, OPEN APPROACH	0QS80DZ
PX_FRACTURE	FRACTURES (PX)	PX10	0QS80ZZ	REPOSITION RIGHT FEMORAL SHAFT, OPEN APPROACH	0QS80ZZ

Boehringer Ingelheim
Statistical and Epidemiological Analysis Plan (SEAP) for Non-Interventional Study
(NIS)
BI Study Number 1245-0228

Proprietary confidential information © 2023 Boehringer Ingelheim International GmbH or one or more of its affiliated companies

PX_FRACTURE	FRACTURES (PX)	PX10	0QS834Z	REPOSITION RIGHT FEMORAL SHAFT WITH INTERNAL FIXATION DEVICE, PERCUTANEOUS APPROACH	0QS834Z
PX_FRACTURE	FRACTURES (PX)	PX10	0QS835Z	REPOSITION RIGHT FEMORAL SHAFT WITH EXTERNAL FIXATION DEVICE, PERCUTANEOUS APPROACH	0QS835Z
PX_FRACTURE	FRACTURES (PX)	PX10	0QS836Z	REPOSITION RIGHT FEMORAL SHAFT WITH INTRAMEDULLARY INTERNAL FIXATION DEVICE, PERCUTANEOUS APPROACH	0QS836Z
PX_FRACTURE	FRACTURES (PX)	PX10	0QS83BZ	REPOSITION RIGHT FEMORAL SHAFT WITH MONOPLANAR EXTERNAL FIXATION DEVICE, PERCUTANEOUS APPROACH	0QS83BZ
PX_FRACTURE	FRACTURES (PX)	PX10	0QS83CZ	REPOSITION RIGHT FEMORAL SHAFT WITH RING EXTERNAL FIXATION DEVICE, PERCUTANEOUS APPROACH	0QS83CZ
PX_FRACTURE	FRACTURES (PX)	PX10	0QS83DZ	REPOSITION RIGHT FEMORAL SHAFT WITH HYBRID EXTERNAL FIXATION DEVICE, PERCUTANEOUS APPROACH	0QS83DZ
PX_FRACTURE	FRACTURES (PX)	PX10	0QS83ZZ	REPOSITION RIGHT FEMORAL SHAFT, PERCUTANEOUS APPROACH	0QS83ZZ
PX_FRACTURE	FRACTURES (PX)	PX10	0QS844Z	REPOSITION RIGHT FEMORAL SHAFT WITH INTERNAL FIXATION DEVICE, PERCUTANEOUS ENDOSCOPIC APPROACH	0QS844Z
PX_FRACTURE	FRACTURES (PX)	PX10	0QS845Z	REPOSITION RIGHT FEMORAL SHAFT WITH EXTERNAL FIXATION DEVICE, PERCUTANEOUS ENDOSCOPIC APPROACH	0QS845Z
PX_FRACTURE	FRACTURES (PX)	PX10	0QS846Z	REPOSITION RIGHT FEMORAL SHAFT WITH INTRAMEDULLARY INTERNAL FIXATION DEVICE, PERCUTANEOUS ENDOSCOPIC APPROACH	0QS846Z
PX_FRACTURE	FRACTURES (PX)	PX10	0QS84BZ	REPOSITION RIGHT FEMORAL SHAFT WITH MONOPLANAR EXTERNAL FIXATION DEVICE, PERCUTANEOUS ENDOSCOPIC APPROACH	0QS84BZ
PX_FRACTURE	FRACTURES (PX)	PX10	0QS84CZ	REPOSITION RIGHT FEMORAL SHAFT WITH RING EXTERNAL FIXATION DEVICE, PERCUTANEOUS ENDOSCOPIC APPROACH	0QS84CZ
PX_FRACTURE	FRACTURES (PX)	PX10	0QS84DZ	REPOSITION RIGHT FEMORAL SHAFT WITH HYBRID EXTERNAL FIXATION DEVICE, PERCUTANEOUS ENDOSCOPIC APPROACH	0QS84DZ
PX_FRACTURE	FRACTURES (PX)	PX10	0QS84ZZ	REPOSITION RIGHT FEMORAL SHAFT, PERCUTANEOUS ENDOSCOPIC APPROACH	0QS84ZZ
PX_FRACTURE	FRACTURES (PX)	PX10	0QS8XZZ	REPOSITION RIGHT FEMORAL SHAFT, EXTERNAL APPROACH	0QS8XZZ
PX_FRACTURE	FRACTURES (PX)	PX10	0QS904Z	REPOSITION LEFT FEMORAL SHAFT WITH INTERNAL FIXATION DEVICE, OPEN APPROACH	0QS904Z
PX_FRACTURE	FRACTURES (PX)	PX10	0QS905Z	REPOSITION LEFT FEMORAL SHAFT WITH EXTERNAL FIXATION DEVICE, OPEN APPROACH	0QS905Z
PX_FRACTURE	FRACTURES (PX)	PX10	0QS906Z	REPOSITION LEFT FEMORAL SHAFT WITH INTRAMEDULLARY INTERNAL FIXATION DEVICE, OPEN APPROACH	0QS906Z
PX_FRACTURE	FRACTURES (PX)	PX10	0QS90BZ	REPOSITION LEFT FEMORAL SHAFT WITH MONOPLANAR EXTERNAL FIXATION DEVICE, OPEN APPROACH	0QS90BZ
PX_FRACTURE	FRACTURES (PX)	PX10	0QS90CZ	REPOSITION LEFT FEMORAL SHAFT WITH RING EXTERNAL FIXATION DEVICE, OPEN APPROACH	0QS90CZ
PX_FRACTURE	FRACTURES (PX)	PX10	0QS90DZ	REPOSITION LEFT FEMORAL SHAFT WITH HYBRID EXTERNAL FIXATION DEVICE, OPEN APPROACH	0QS90DZ
PX_FRACTURE	FRACTURES (PX)	PX10	0QS90ZZ	REPOSITION LEFT FEMORAL SHAFT, OPEN APPROACH	0QS90ZZ
PX_FRACTURE	FRACTURES (PX)	PX10	0QS934Z	REPOSITION LEFT FEMORAL SHAFT WITH INTERNAL FIXATION DEVICE, PERCUTANEOUS APPROACH	0QS934Z

Boehringer Ingelheim
Statistical and Epidemiological Analysis Plan (SEAP) for Non-Interventional Study
(NIS)
BI Study Number 1245-0228

Proprietary confidential information © 2023 Boehringer Ingelheim International GmbH or one or more of its affiliated companies

PX_FRACTURE	FRACTURES (PX)	PX10	0QS935Z	REPOSITION LEFT FEMORAL SHAFT WITH EXTERNAL FIXATION DEVICE, PERCUTANEOUS APPROACH	0QS935Z
PX_FRACTURE	FRACTURES (PX)	PX10	0QS936Z	REPOSITION LEFT FEMORAL SHAFT WITH INTRAMEDULLARY INTERNAL FIXATION DEVICE, PERCUTANEOUS APPROACH	0QS936Z
PX_FRACTURE	FRACTURES (PX)	PX10	0QS93BZ	REPOSITION LEFT FEMORAL SHAFT WITH MONOPLANAR EXTERNAL FIXATION DEVICE, PERCUTANEOUS APPROACH	0QS93BZ
PX_FRACTURE	FRACTURES (PX)	PX10	0QS93CZ	REPOSITION LEFT FEMORAL SHAFT WITH RING EXTERNAL FIXATION DEVICE, PERCUTANEOUS APPROACH	0QS93CZ
PX_FRACTURE	FRACTURES (PX)	PX10	0QS93DZ	REPOSITION LEFT FEMORAL SHAFT WITH HYBRID EXTERNAL FIXATION DEVICE, PERCUTANEOUS APPROACH	0QS93DZ
PX_FRACTURE	FRACTURES (PX)	PX10	0QS93ZZ	REPOSITION LEFT FEMORAL SHAFT, PERCUTANEOUS APPROACH	0QS93ZZ
PX_FRACTURE	FRACTURES (PX)	PX10	0QS944Z	REPOSITION LEFT FEMORAL SHAFT WITH INTERNAL FIXATION DEVICE, PERCUTANEOUS ENDOSCOPIC APPROACH	0QS944Z
PX_FRACTURE	FRACTURES (PX)	PX10	0QS945Z	REPOSITION LEFT FEMORAL SHAFT WITH EXTERNAL FIXATION DEVICE, PERCUTANEOUS ENDOSCOPIC APPROACH	0QS945Z
PX_FRACTURE	FRACTURES (PX)	PX10	0QS946Z	REPOSITION LEFT FEMORAL SHAFT WITH INTRAMEDULLARY INTERNAL FIXATION DEVICE, PERCUTANEOUS ENDOSCOPIC APPROACH	0QS946Z
PX_FRACTURE	FRACTURES (PX)	PX10	0QS94BZ	REPOSITION LEFT FEMORAL SHAFT WITH MONOPLANAR EXTERNAL FIXATION DEVICE, PERCUTANEOUS ENDOSCOPIC APPROACH	0QS94BZ
PX_FRACTURE	FRACTURES (PX)	PX10	0QS94CZ	REPOSITION LEFT FEMORAL SHAFT WITH RING EXTERNAL FIXATION DEVICE, PERCUTANEOUS ENDOSCOPIC APPROACH	0QS94CZ
PX_FRACTURE	FRACTURES (PX)	PX10	0QS94DZ	REPOSITION LEFT FEMORAL SHAFT WITH HYBRID EXTERNAL FIXATION DEVICE, PERCUTANEOUS ENDOSCOPIC APPROACH	0QS94DZ
PX_FRACTURE	FRACTURES (PX)	PX10	0QS94ZZ	REPOSITION LEFT FEMORAL SHAFT, PERCUTANEOUS ENDOSCOPIC APPROACH	0QS94ZZ
PX_FRACTURE	FRACTURES (PX)	PX10	0QS9XZZ	REPOSITION LEFT FEMORAL SHAFT, EXTERNAL APPROACH	0QS9XZZ
PX_FRACTURE	FRACTURES (PX)	PX10	0QSB04Z	REPOSITION RIGHT LOWER FEMUR WITH INTERNAL FIXATION DEVICE, OPEN APPROACH	0QSB04Z
PX_FRACTURE	FRACTURES (PX)	PX10	0QSB05Z	REPOSITION RIGHT LOWER FEMUR WITH EXTERNAL FIXATION DEVICE, OPEN APPROACH	0QSB05Z
PX_FRACTURE	FRACTURES (PX)	PX10	0QSB06Z	REPOSITION RIGHT LOWER FEMUR WITH INTRAMEDULLARY INTERNAL FIXATION DEVICE, OPEN APPROACH	0QSB06Z
PX_FRACTURE	FRACTURES (PX)	PX10	0QSB0BZ	REPOSITION RIGHT LOWER FEMUR WITH MONOPLANAR EXTERNAL FIXATION DEVICE, OPEN APPROACH	0QSB0BZ
PX_FRACTURE	FRACTURES (PX)	PX10	0QSB0CZ	REPOSITION RIGHT LOWER FEMUR WITH RING EXTERNAL FIXATION DEVICE, OPEN APPROACH	0QSB0CZ
PX_FRACTURE	FRACTURES (PX)	PX10	0QSB0DZ	REPOSITION RIGHT LOWER FEMUR WITH HYBRID EXTERNAL FIXATION DEVICE, OPEN APPROACH	0QSB0DZ
PX_FRACTURE	FRACTURES (PX)	PX10	0QSB0ZZ	REPOSITION RIGHT LOWER FEMUR, OPEN APPROACH	0QSB0ZZ
PX_FRACTURE	FRACTURES (PX)	PX10	0QSB34Z	REPOSITION RIGHT LOWER FEMUR WITH INTERNAL FIXATION DEVICE, PERCUTANEOUS APPROACH	0QSB34Z
PX_FRACTURE	FRACTURES (PX)	PX10	0QSB35Z	REPOSITION RIGHT LOWER FEMUR WITH EXTERNAL FIXATION DEVICE, PERCUTANEOUS APPROACH	0QSB35Z
PX_FRACTURE	FRACTURES (PX)	PX10	0QSB36Z	REPOSITION RIGHT LOWER FEMUR WITH INTRAMEDULLARY INTERNAL FIXATION DEVICE, PERCUTANEOUS APPROACH	0QSB36Z

Boehringer Ingelheim
Statistical and Epidemiological Analysis Plan (SEAP) for Non-Interventional Study
(NIS)
BI Study Number 1245-0228

Proprietary confidential information © 2023 Boehringer Ingelheim International GmbH or one or more of its affiliated companies

PX_FRACTURE	FRACTURES (PX)	PX10	0QSB3BZ	REPOSITION RIGHT LOWER FEMUR WITH MONOPLANAR EXTERNAL FIXATION DEVICE, PERCUTANEOUS APPROACH	0QSB3BZ
PX_FRACTURE	FRACTURES (PX)	PX10	0QSB3CZ	REPOSITION RIGHT LOWER FEMUR WITH RING EXTERNAL FIXATION DEVICE, PERCUTANEOUS APPROACH	0QSB3CZ
PX_FRACTURE	FRACTURES (PX)	PX10	0QSB3DZ	REPOSITION RIGHT LOWER FEMUR WITH HYBRID EXTERNAL FIXATION DEVICE, PERCUTANEOUS APPROACH	0QSB3DZ
PX_FRACTURE	FRACTURES (PX)	PX10	0QSB3ZZ	REPOSITION RIGHT LOWER FEMUR, PERCUTANEOUS APPROACH	0QSB3ZZ
PX_FRACTURE	FRACTURES (PX)	PX10	0QSB44Z	REPOSITION RIGHT LOWER FEMUR WITH INTERNAL FIXATION DEVICE, PERCUTANEOUS ENDOSCOPIC APPROACH	0QSB44Z
PX_FRACTURE	FRACTURES (PX)	PX10	0QSB45Z	REPOSITION RIGHT LOWER FEMUR WITH EXTERNAL FIXATION DEVICE, PERCUTANEOUS ENDOSCOPIC APPROACH	0QSB45Z
PX_FRACTURE	FRACTURES (PX)	PX10	0QSB46Z	REPOSITION RIGHT LOWER FEMUR WITH INTRAMEDULLARY INTERNAL FIXATION DEVICE, PERCUTANEOUS ENDOSCOPIC APPROACH	0QSB46Z
PX_FRACTURE	FRACTURES (PX)	PX10	0QSB4BZ	REPOSITION RIGHT LOWER FEMUR WITH MONOPLANAR EXTERNAL FIXATION DEVICE, PERCUTANEOUS ENDOSCOPIC APPROACH	0QSB4BZ
PX_FRACTURE	FRACTURES (PX)	PX10	0QSB4CZ	REPOSITION RIGHT LOWER FEMUR WITH RING EXTERNAL FIXATION DEVICE, PERCUTANEOUS ENDOSCOPIC APPROACH	0QSB4CZ
PX_FRACTURE	FRACTURES (PX)	PX10	0QSB4DZ	REPOSITION RIGHT LOWER FEMUR WITH HYBRID EXTERNAL FIXATION DEVICE, PERCUTANEOUS ENDOSCOPIC APPROACH	0QSB4DZ
PX_FRACTURE	FRACTURES (PX)	PX10	0QSB4ZZ	REPOSITION RIGHT LOWER FEMUR, PERCUTANEOUS ENDOSCOPIC APPROACH	0QSB4ZZ
PX_FRACTURE	FRACTURES (PX)	PX10	0QSBXZZ	REPOSITION RIGHT LOWER FEMUR, EXTERNAL APPROACH	0QSBXZZ
PX_FRACTURE	FRACTURES (PX)	PX10	0QSC04Z	REPOSITION LEFT LOWER FEMUR WITH INTERNAL FIXATION DEVICE, OPEN APPROACH	0QSC04Z
PX_FRACTURE	FRACTURES (PX)	PX10	0QSC05Z	REPOSITION LEFT LOWER FEMUR WITH EXTERNAL FIXATION DEVICE, OPEN APPROACH	0QSC05Z
PX_FRACTURE	FRACTURES (PX)	PX10	0QSC06Z	REPOSITION LEFT LOWER FEMUR WITH INTRAMEDULLARY INTERNAL FIXATION DEVICE, OPEN APPROACH	0QSC06Z
PX_FRACTURE	FRACTURES (PX)	PX10	0QSC0BZ	REPOSITION LEFT LOWER FEMUR WITH MONOPLANAR EXTERNAL FIXATION DEVICE, OPEN APPROACH	0QSC0BZ
PX_FRACTURE	FRACTURES (PX)	PX10	0QSC0CZ	REPOSITION LEFT LOWER FEMUR WITH RING EXTERNAL FIXATION DEVICE, OPEN APPROACH	0QSC0CZ
PX_FRACTURE	FRACTURES (PX)	PX10	0QSC0DZ	REPOSITION LEFT LOWER FEMUR WITH HYBRID EXTERNAL FIXATION DEVICE, OPEN APPROACH	0QSC0DZ
PX_FRACTURE	FRACTURES (PX)	PX10	0QSC0ZZ	REPOSITION LEFT LOWER FEMUR, OPEN APPROACH	0QSC0ZZ
PX_FRACTURE	FRACTURES (PX)	PX10	0QSC34Z	REPOSITION LEFT LOWER FEMUR WITH INTERNAL FIXATION DEVICE, PERCUTANEOUS APPROACH	0QSC34Z
PX_FRACTURE	FRACTURES (PX)	PX10	0QSC35Z	REPOSITION LEFT LOWER FEMUR WITH EXTERNAL FIXATION DEVICE, PERCUTANEOUS APPROACH	0QSC35Z
PX_FRACTURE	FRACTURES (PX)	PX10	0QSC36Z	REPOSITION LEFT LOWER FEMUR WITH INTRAMEDULLARY INTERNAL FIXATION DEVICE, PERCUTANEOUS APPROACH	0QSC36Z
PX_FRACTURE	FRACTURES (PX)	PX10	0QSC3BZ	REPOSITION LEFT LOWER FEMUR WITH MONOPLANAR EXTERNAL FIXATION DEVICE, PERCUTANEOUS APPROACH	0QSC3BZ
PX_FRACTURE	FRACTURES (PX)	PX10	0QSC3CZ	REPOSITION LEFT LOWER FEMUR WITH RING EXTERNAL FIXATION DEVICE, PERCUTANEOUS APPROACH	0QSC3CZ

Boehringer Ingelheim
Statistical and Epidemiological Analysis Plan (SEAP) for Non-Interventional Study
(NIS)
BI Study Number 1245-0228

Proprietary confidential information © 2023 Boehringer Ingelheim International GmbH or one or more of its affiliated companies

PX_FRACTURE	FRACTURES (PX)	PX10	0QSC3DZ	REPOSITION LEFT LOWER FEMUR WITH HYBRID EXTERNAL FIXATION DEVICE, PERCUTANEOUS APPROACH	0QSC3DZ
PX_FRACTURE	FRACTURES (PX)	PX10	0QSC3ZZ	REPOSITION LEFT LOWER FEMUR, PERCUTANEOUS APPROACH	0QSC3ZZ
PX_FRACTURE	FRACTURES (PX)	PX10	0QSC44Z	REPOSITION LEFT LOWER FEMUR WITH INTERNAL FIXATION DEVICE, PERCUTANEOUS ENDOSCOPIC APPROACH	0QSC44Z
PX_FRACTURE	FRACTURES (PX)	PX10	0QSC45Z	REPOSITION LEFT LOWER FEMUR WITH EXTERNAL FIXATION DEVICE, PERCUTANEOUS ENDOSCOPIC APPROACH	0QSC45Z
PX_FRACTURE	FRACTURES (PX)	PX10	0QSC46Z	REPOSITION LEFT LOWER FEMUR WITH INTRAMEDULLARY INTERNAL FIXATION DEVICE, PERCUTANEOUS ENDOSCOPIC APPROACH	0QSC46Z
PX_FRACTURE	FRACTURES (PX)	PX10	0QSC4BZ	REPOSITION LEFT LOWER FEMUR WITH MONOPLANAR EXTERNAL FIXATION DEVICE, PERCUTANEOUS ENDOSCOPIC APPROACH	0QSC4BZ
PX_FRACTURE	FRACTURES (PX)	PX10	0QSC4CZ	REPOSITION LEFT LOWER FEMUR WITH RING EXTERNAL FIXATION DEVICE, PERCUTANEOUS ENDOSCOPIC APPROACH	0QSC4CZ
PX_FRACTURE	FRACTURES (PX)	PX10	0QSC4DZ	REPOSITION LEFT LOWER FEMUR WITH HYBRID EXTERNAL FIXATION DEVICE, PERCUTANEOUS ENDOSCOPIC APPROACH	0QSC4DZ
PX_FRACTURE	FRACTURES (PX)	PX10	0QSC4ZZ	REPOSITION LEFT LOWER FEMUR, PERCUTANEOUS ENDOSCOPIC APPROACH	0QSC4ZZ
PX_FRACTURE	FRACTURES (PX)	PX10	0QSCXZZ	REPOSITION LEFT LOWER FEMUR, EXTERNAL APPROACH	0QSCXZZ
PX_FRACTURE	FRACTURES (PX)	PXCH	23600	CLOSED TREATMENT A FRACTURE OF THE UPPER END OF THE UPPER ARM BONE WITHOUT MANIPULATION	23600
PX_FRACTURE	FRACTURES (PX)	PXCH	23605	CLOSED TREATMENT OF A BREAK OF THE UPPER PORTION OF UPPER ARM BONE WITH MANIPULATION	23605
PX_FRACTURE	FRACTURES (PX)	PXCH	23610		23610
PX_FRACTURE	FRACTURES (PX)	PXCH	23615	OPEN TREATMENT OF BROKEN UPPER ARM BONE, UPPER END	23615
PX_FRACTURE	FRACTURES (PX)	PXCH	23620	CLOSED TREATMENT OF FRACTURE OF UPPER ARM BONE AT SHOULDER JOINT	23620
PX_FRACTURE	FRACTURES (PX)	PXCH	23625	CLOSED TREATMENT OF BROKEN UPPER ARM BONE AT SHOULDER JOINT WITH MANIPULATION	23625
PX_FRACTURE	FRACTURES (PX)	PXCH	23630	OPEN TREATMENT OF BROKEN UPPER ARM BONE AT SHOULDER JOINT	23630
PX_FRACTURE	FRACTURES (PX)	PXCH	23665	CLOSED TREATMENT OF SHOULDER DISLOCATION AND BROKEN OF UPPER ARM BONE WITH MANIPULATION	23665
PX_FRACTURE	FRACTURES (PX)	PXCH	23670	OPEN TREATMENT OF SHOULDER DISLOCATION AND BROKEN UPPER ARM BONE WITH A FRACTURE OF THE UPPER ARM BONE BONEY PROMINENCE OUTSIDE OF THE JOINT	23670
PX_FRACTURE	FRACTURES (PX)	PXCH	23680	OPEN TREATMENT OF SHOULDER DISLOCATION AND BROKEN UPPER ARM BONE WITH A FRACTURE OF THE UPPER ARM HEAD OR NECK	23680
PX_FRACTURE	FRACTURES (PX)	PXCH	24500	CLOSED TREATMENT A FRACTURE OF THE MID PORTION OF THE UPPER ARM BONE WITHOUT MANIPULATION	24500
PX_FRACTURE	FRACTURES (PX)	PXCH	24505	CLOSED TREATMENT OF A BREAK OF THE MID PORTION OF UPPER ARM BONE WITH MANIPULATION	24505
PX_FRACTURE	FRACTURES (PX)	PXCH	24515	OPEN TREATMENT OF BROKEN UPPER ARM BONE, MID-PORTION	24515
PX_FRACTURE	FRACTURES (PX)	PXCH	24516	TREATMENT OF BROKEN UPPER ARM BONE	24516
PX_FRACTURE	FRACTURES (PX)	PXCH	24530	CLOSED TREATMENT OF GROWTH PLATE OR BROKEN UPPER ARM BONE AT ELBOW	24530

Boehringer Ingelheim
Statistical and Epidemiological Analysis Plan (SEAP) for Non-Interventional Study
(NIS)
BI Study Number 1245-0228

Proprietary confidential information © 2023 Boehringer Ingelheim International GmbH or one or more of its affiliated companies

PX_FRACTURE	FRACTURES (PX)	PXCH	24535	CLOSED TREATMENT OF GROWTH PLATE OR BROKEN UPPER ARM BONE AT ELBOW WITH MANIPULATION	24535
PX_FRACTURE	FRACTURES (PX)	PXCH	24538	INSERTION OF HARDWARE TO GROWTH PLATE OR BROKEN UPPER ARM BONE AT ELBOW, ACCESSED THROUGH THE SKIN	24538
PX_FRACTURE	FRACTURES (PX)	PXCH	24545	OPEN TREATMENT OF GROWTH PLATE OR BROKEN UPPER ARM BONE AT ELBOW	24545
PX_FRACTURE	FRACTURES (PX)	PXCH	24560	CLOSED TREATMENT OF BROKEN UPPER ARM BONE AT SHOULDER	24560
PX_FRACTURE	FRACTURES (PX)	PXCH	24565	CLOSED TREATMENT OF BROKEN UPPER ARM BONE AT SHOULDER WITH MANIPULATION	24565
PX_FRACTURE	FRACTURES (PX)	PXCH	24575	OPEN TREATMENT OF BROKEN UPPER ARM BONE AT ELBOW	24575
PX_FRACTURE	FRACTURES (PX)	PXCH	24586	OPEN TREATMENT OF BROKEN AND/OR DISLOCATED UPPER OR LOWER ARM BONES AT ELBOW	24586
PX_FRACTURE	FRACTURES (PX)	PXCH	24587	OPEN TREATMENT OF BROKEN AND/OR DISLOCATED UPPER OR LOWER ARM BONES AT ELBOW WITH IMPLANT	24587
PX_FRACTURE	FRACTURES (PX)	PXCH	24620	CLOSED TREATMENT OF BROKEN AND DISLOCATED FOREARM BONES AT ELBOW WITH MANIPULATION	24620
PX_FRACTURE	FRACTURES (PX)	PXCH	24635	OPEN TREATMENT OF BROKEN AND DISLOCATED FOREARM BONES AT ELBOW	24635
PX_FRACTURE	FRACTURES (PX)	PXCH	24650	CLOSED TREATMENT OF BROKEN FOREARM BONE AT ELBOW	24650
PX_FRACTURE	FRACTURES (PX)	PXCH	24655	CLOSED TREATMENT OF BROKEN FOREARM (RADIUS) BONE AT THE ELBOW AREA ON THE OUTSIDE PART OF THE ARM WITH MANIPULATION	24655
PX_FRACTURE	FRACTURES (PX)	PXCH	24665	OPEN TREATMENT OF THE FOREARM BONE ON THE THUMB SIDE OF THE FOREARM (RADIUS BONE) IN THE ELBOW REGION	24665
PX_FRACTURE	FRACTURES (PX)	PXCH	24666	OPEN TREATMENT OF BROKEN FOREARM BONE AT ELBOW WITH PROSTHETIC REPLACEMENT	24666
PX_FRACTURE	FRACTURES (PX)	PXCH	24670	CLOSED TREATMENT OF BROKE FOREARM BONE AT ELBOW	24670
PX_FRACTURE	FRACTURES (PX)	PXCH	24685	OPEN TREATMENT OF THE FOREARM BONE ON THE SMALL FINGER SIDE OF THE FOREARM (ULNA BONE) IN THE ELBOW REGION	24685
PX_FRACTURE	FRACTURES (PX)	PXCH	25500	CLOSED TREATMENT OF BROKEN FOREARM BONE (RADIUS) AT THE MID PORTION ON THE THUMB SIDE OF THE ARM WITHOUT MANIPULATION	25500
PX_FRACTURE	FRACTURES (PX)	PXCH	25505	CLOSED TREATMENT OF BROKEN FOREARM BONE (RADIUS) AT THE MID PORTION ON THE THUMB SIDE OF THE ARM WITH MANIPULATION	25505
PX_FRACTURE	FRACTURES (PX)	PXCH	25515	OPEN TREATMENT OF THE SHAFT OF THE FOREARM BONE ON THE THUMB SIDE OF THE FOREARM (RADIUS BONE)	25515
PX_FRACTURE	FRACTURES (PX)	PXCH	25530	CLOSED TREATMENT OF BROKEN FOREARM BONE (ULNA) AT THE MID PORTION ON THE SMALL FINGER SIDE OF THE ARM WITHOUT MANIPULATION	25530
PX_FRACTURE	FRACTURES (PX)	PXCH	25535	CLOSED TREATMENT OF BROKEN FOREARM BONE (ULNA) AT THE MID PORTION ON THE SMALL FINGER SIDE OF THE ARM WITH MANIPULATION	25535
PX_FRACTURE	FRACTURES (PX)	PXCH	25545	OPEN TREATMENT OF THE SHAFT OF THE FOREARM BONE ON THE SMALL FINGER SIDE OF THE FOREARM, ULNA BONE	25545

Boehringer Ingelheim
Statistical and Epidemiological Analysis Plan (SEAP) for Non-Interventional Study
(NIS)
BI Study Number 1245-0228

Proprietary confidential information © 2023 Boehringer Ingelheim International GmbH or one or more of its affiliated companies

PX_FRACTURE	FRACTURES (PX)	PXCH	25560	CLOSED TREATMENT OF BOTH FOREARM BONES (ULNA AND ULNA) AT THE MID PORTION WITHOUT MANIPULATION	25560
PX_FRACTURE	FRACTURES (PX)	PXCH	25565	CLOSED TREATMENT OF BROKEN FOREARM BONES WITH MANIPULATION	25565
PX_FRACTURE	FRACTURES (PX)	PXCH	25575	OPEN TREATMENT OF BROKEN BOTH FOREARM BONES	25575
PX_FRACTURE	FRACTURES (PX)	PXCH	25600	CLOSED TREATMENT OF BROKEN FOREARM (RADIUS) BONE AT THE WRIST AREA ON THE THUMB SIDE OF THE WRIST WITHOUT MANIPULATION	25600
PX_FRACTURE	FRACTURES (PX)	PXCH	25605	CLOSED TREATMENT OF BROKEN OR GROWTH PLATE SEPARATE OF FOREARM BONE AT WRIST WITH MANIPULATION	25605
PX_FRACTURE	FRACTURES (PX)	PXCH	25611	PERCUTANEOUS SKELETAL FIXATION OF DISTAL RADIAL FRACTURE (EG, COLLES OR SMITH TYPE) OR EPIPHYSEAL SEPARATION, WITH OR WITHOUT FRACTURE OF ULNAR STYLOID, REQUIRING MANIPULATION, WITH OR WITHOUT EXTERNAL FIXATION	25611
PX_FRACTURE	FRACTURES (PX)	PXCH	25620	OPEN TREATMENT OF DISTAL RADIAL FRACTURE (EG, COLLES OR SMITH TYPE) OR EPIPHYSEAL SEPARATION, WITH OR WITHOUT FRACTURE OF ULNAR STYLOID, WITH OR WITHOUT INTERNAL OR EXTERNAL FIXATION	25620
PX_FRACTURE	FRACTURES (PX)	PXCH	25650	CLOSED TREATMENT OF BROKEN FOREARM AT WRIST BONE	25650
PX_FRACTURE	FRACTURES (PX)	PXCH	27125	PARTIAL REPLACEMENT OF THIGH BONE AT HIP JOINT WITH PROSTHESIS	27125
PX_FRACTURE	FRACTURES (PX)	PXCH	27130	REPLACEMENT OF THIGH BONE AND HIP JOINT PROSTHESIS	27130
PX_FRACTURE	FRACTURES (PX)	PXCH	27193	CLOSED TREATMENT OF PELVIC RING FRACTURE OR DISLOCATION	27193
PX_FRACTURE	FRACTURES (PX)	PXCH	27194	CLOSED TREATMENT OF PELVIC RING FRACTURE OR DISLOCATION WITH MANIPULATION UNDER ANESTHESIA	27194
PX_FRACTURE	FRACTURES (PX)	PXCH	27200	CLOSED TREATMENT OF BROKEN TAILBONE	27200
PX_FRACTURE	FRACTURES (PX)	PXCH	27202	OPEN TREATMENT OF BROKEN TAILBONE	27202
PX_FRACTURE	FRACTURES (PX)	PXCH	27215	OPEN TREATMENT OF BROKEN BONES ON ONE SIDE OF PELVIS	27215
PX_FRACTURE	FRACTURES (PX)	PXCH	27216	INSERTION OF HARDWARE TO BROKEN AND/OR DISLOCATED BONE ON ONE SIDE OF PELVIS, ACCESSED THROUGH THE SKIN	27216
PX_FRACTURE	FRACTURES (PX)	PXCH	27217	OPEN TREATMENT OF FRACTURE AND/OR DISLOCATION OF PELVIS, ANTERIOR	27217
PX_FRACTURE	FRACTURES (PX)	PXCH	27218	OPEN TREATMENT OF FRACTURE AND/OR DISLOCATION OF PELVIS, POSTERIOR	27218
PX_FRACTURE	FRACTURES (PX)	PXCH	27220	CLOSED TREATMENT OF HIP SOCKET FRACTURES	27220
PX_FRACTURE	FRACTURES (PX)	PXCH	27222	CLOSED TREATMENT OF HIP SOCKET FRACTURES WITH MANIPULATION	27222
PX_FRACTURE	FRACTURES (PX)	PXCH	27226	OPEN TREATMENT OF HIP SOCKET FRACTURE WITH INSERTION OF HARDWARE	27226
PX_FRACTURE	FRACTURES (PX)	PXCH	27227	OPEN TREATMENT OF FRACTURE OF FRONT OR BACK COLUMN OF HIP SOCKET OR ACROSS HIP SOCKET WITH INSERTION OF FIXATION HARDWARE	27227
PX_FRACTURE	FRACTURES (PX)	PXCH	27228	OPEN TREATMENT OF FRACTURE OF FRONT AND BACK COLUMN OR WALL OF HIP SOCKET WITH INSERTION OF FIXATION HARDWARE	27228
PX_FRACTURE	FRACTURES (PX)	PXCH	27230	CLOSED TREATMENT OF UPPER THIGH BONE FRACTURE	27230
PX_FRACTURE	FRACTURES (PX)	PXCH	27232	CLOSED TREATMENT OF FRACTURE OF NECK OF THIGH BONE WITH MANIPULATION	27232

Boehringer Ingelheim
Statistical and Epidemiological Analysis Plan (SEAP) for Non-Interventional Study
(NIS)
BI Study Number 1245-0228

Proprietary confidential information © 2023 Boehringer Ingelheim International GmbH or one or more of its affiliated companies

PX_FRACTURE	FRACTURES (PX)	PXCH	27235	INSERTION OF HARDWARE TO BROKEN THIGH BONE, ACCESSED THROUGH THE SKIN	27235
PX_FRACTURE	FRACTURES (PX)	PXCH	27236	OPEN TREATMENT OF BROKEN THIGH BONE WITH INSERTION OF HARDWARE OR PROSTHETIC REPLACEMENT	27236
PX_FRACTURE	FRACTURES (PX)	PXCH	27238	CLOSED TREATMENT OF FRACTURE BELOW NECK OF UPPER THIGH BONE	27238
PX_FRACTURE	FRACTURES (PX)	PXCH	27240	CLOSED TREATMENT OF FRACTURE BELOW NECK OF THIGH BONE (INTERTROCHANTERIC OR SUBTROCHANTERIC) WITH MANIPULATION	27240
PX_FRACTURE	FRACTURES (PX)	PXCH	27244	SURGICAL TREATMENT OF BROKEN THIGH BONE WITH PLACE/SCREW IMPLANT	27244
PX_FRACTURE	FRACTURES (PX)	PXCH	27245	SURGICAL TREATMENT OF BROKEN THIGH BONE WITH IMPLANT	27245
PX_FRACTURE	FRACTURES (PX)	PXCH	27246	CLOSED TREATMENT OF BROKEN HIP, TROCHANTER	27246
PX_FRACTURE	FRACTURES (PX)	PXCH	27248	OPEN TREATMENT OF BROKEN THIGH BONE USING INTERNAL FIXATION	27248
PX_FRACTURE	FRACTURES (PX)	PXCH	27254	OPEN TREATMENT OF FRACTURE AND TRAUMATIC DISLOCATION OF HIP SOCKET AND THIGH BONE	27254
PX_FRACTURE	FRACTURES (PX)	PXCH	27267	CLOSED TREATMENT OF BROKEN HIP, AT THE JOINT	27267
PX_FRACTURE	FRACTURES (PX)	PXCH	27268	CLOSED TREATMENT OF FRACTURE OF UPPER PORTION AND HEAD OF THIGH BONE WITH MANIPULATION	27268
PX_FRACTURE	FRACTURES (PX)	PXCH	27269	OPEN TREATMENT OF FRACTURE OF THIGH BONE	27269
PX_FRACTURE	FRACTURES (PX)	PXCH	27500	CLOSED TREATMENT OF THIGH BONE FRACTURE	27500
PX_FRACTURE	FRACTURES (PX)	PXCH	27501	CLOSED TREATMENT OF BROKEN THIGH BONE, KNEE AREA, WITHOUT MANIPULATION	27501
PX_FRACTURE	FRACTURES (PX)	PXCH	27502	CLOSED TREATMENT OF BROKEN THIGH BONE, MID-PORTION WITH MANIPULATION	27502
PX_FRACTURE	FRACTURES (PX)	PXCH	27503	CLOSED TREATMENT OF BROKEN THIGH BONE, KNEE AREA, MANIPULATION	27503
PX_FRACTURE	FRACTURES (PX)	PXCH	27506	OPEN TREATMENT OF BROKEN THIGH BONE, WITH IMPLANT	27506
PX_FRACTURE	FRACTURES (PX)	PXCH	27507	OPEN TREATMENT WITH PLATE/SCREWS OF BROKEN THIGH BONE	27507
PX_FRACTURE	FRACTURES (PX)	PXCH	27508	CLOSED TREATMENT OF BROKEN THIGH BONE, LOWER END, WITHOUT MANIPULATION, INSIDE OR OUTSIDE PORTION	27508
PX_FRACTURE	FRACTURES (PX)	PXCH	27509	INSERTION OF HARDWARE TO STABILIZE BROKEN THIGH BONE OR SEPARATED GROWTH PLATE, ACCESSED THROUGH THE SKIN	27509
PX_FRACTURE	FRACTURES (PX)	PXCH	27513	OPEN TREATMENT OF FRACTURE OF LOWER END OF THIGH BONE JUST ABOVE KNEE JOINT (SUPRACONDYLAR OR TRANSCONDYLAR FRACTURE OF FEMUR)	27513
PX_FRACTURE	FRACTURES (PX)	PXCH	27514	OPEN TREATMENT OF FRACTURE OF ONE SIDE OF LOWER END OF THIGH BONE JUST ABOVE KNEE JOINT (MEDIAL OR LATERAL CONDYLE FRACTURE OF FEMUR)	27514
PX_FRACTURE	FRACTURES (PX)	PXCH	G0412	OPEN TREATMENT OF ILIAC SPINE(S), TUBEROSITY AVULSION, OR ILIAC WING FRACTURE(S), UNILATERAL OR BILATERAL FOR PELVIC BONE FRACTURE PATTERNS WHICH DO NOT DISRUPT THE PELVIC RING INCLUDES INTERNAL FIXATION, WHEN PERFORMED	G0412

Boehringer Ingelheim
Statistical and Epidemiological Analysis Plan (SEAP) for Non-Interventional Study
(NIS)
BI Study Number 1245-0228

Proprietary confidential information © 2023 Boehringer Ingelheim International GmbH or one or more of its affiliated companies

PX_FRACTURE	FRACTURES (PX)	PXCH	G0413	PERCUTANEOUS SKELETAL FIXATION OF POSTERIOR PELVIC BONE FRACTURE AND/OR DISLOCATION, FOR FRACTURE PATTERNS WHICH DISRUPT THE PELVIC RING, UNILATERAL OR BILATERAL, (INCLUDES ILIUM, SACROILIAC JOINT AND/OR SACRUM)	G0413
PX_FRACTURE	FRACTURES (PX)	PXCH	G0414	OPEN TREATMENT OF ANTERIOR PELVIC BONE FRACTURE AND/OR DISLOCATION FOR FRACTURE PATTERNS WHICH DISRUPT THE PELVIC RING, UNILATERAL OR BILATERAL, INCLUDES INTERNAL FIXATION WHEN PERFORMED (INCLUDES PUBIC SYMPHYSIS AND/OR SUPERIOR/INFERIOR RAMI)	G0414
PX_FRACTURE	FRACTURES (PX)	PXCH	G0415	OPEN TREATMENT OF POSTERIOR PELVIC BONE FRACTURE AND/OR DISLOCATION, FOR FRACTURE PATTERNS WHICH DISRUPT THE PELVIC RING, UNILATERAL OR BILATERAL, INCLUDES INTERNAL FIXATION, WHEN PERFORMED (INCLUDES ILIUM, SACROILIAC JOINT AND/OR SACRUM)	G0415
PX_KIDNEY_TX	KIDNEY TRANSPLANT (PX)	PX09	55.61	RENAL AUTOTRANSPLANTATION	5561
PX_KIDNEY_TX	KIDNEY TRANSPLANT (PX)	PX09	55.69	OTHER KIDNEY TRANSPLANTATION	5569
PX_KIDNEY_TX	KIDNEY TRANSPLANT (PX)	PX10	0TY00Z0	TRANSPLANTATION OF RIGHT KIDNEY, ALLOGENEIC, OPEN APPROACH	0TY00Z0
PX_KIDNEY_TX	KIDNEY TRANSPLANT (PX)	PX10	0TY00Z1	TRANSPLANTATION OF RIGHT KIDNEY, SYNGENEIC, OPEN APPROACH	0TY00Z1
PX_KIDNEY_TX	KIDNEY TRANSPLANT (PX)	PX10	0TY00Z2	TRANSPLANTATION OF RIGHT KIDNEY, ZOOPLASTIC, OPEN APPROACH	0TY00Z2
PX_KIDNEY_TX	KIDNEY TRANSPLANT (PX)	PX10	0TY10Z0	TRANSPLANTATION OF LEFT KIDNEY, ALLOGENEIC, OPEN APPROACH	0TY10Z0
PX_KIDNEY_TX	KIDNEY TRANSPLANT (PX)	PX10	0TY10Z1	TRANSPLANTATION OF LEFT KIDNEY, SYNGENEIC, OPEN APPROACH	0TY10Z1
PX_KIDNEY_TX	KIDNEY TRANSPLANT (PX)	PX10	0TY10Z2	TRANSPLANTATION OF LEFT KIDNEY, ZOOPLASTIC, OPEN APPROACH	0TY10Z2
PX_KIDNEY_TX	KIDNEY TRANSPLANT (PX)	PXCH	50360	TRANSPLANTATION OF DONOR KIDNEY	50360
PX_KIDNEY_TX	KIDNEY TRANSPLANT (PX)	PXCH	50365	REMOVAL OF KIDNEY AND TRANSPLANTATION OF DONOR KIDNEY	50365
PX_KIDNEY_TX	KIDNEY TRANSPLANT (PX)	PXCH	S2065	SIMULTANEOUS PANCREAS KIDNEY TRANSPLANTATION	S2065
PX_LIVER	LIVER DISEASE (PX)	PX09	39.1	INTRA-ABDOMINAL VENOUS SHUNT	391
PX_LIVER	LIVER DISEASE (PX)	PX09	42.91	LIGATION OF ESOPHAGEAL VARICES	4291
PX_LIVER	LIVER DISEASE (PX)	PX10	061B07Y	BYPASS LEFT RENAL VEIN TO LOWER VEIN WITH AUTOLOGOUS TISSUE SUBSTITUTE, OPEN APPROACH	061B07Y
PX_LIVER	LIVER DISEASE (PX)	PX10	061B09Y	BYPASS LEFT RENAL VEIN TO LOWER VEIN WITH AUTOLOGOUS VENOUS TISSUE, OPEN APPROACH	061B09Y
PX_LIVER	LIVER DISEASE (PX)	PX10	061B0AY	BYPASS LEFT RENAL VEIN TO LOWER VEIN WITH AUTOLOGOUS ARTERIAL TISSUE, OPEN APPROACH	061B0AY
PX_LIVER	LIVER DISEASE (PX)	PX10	061B0JY	BYPASS LEFT RENAL VEIN TO LOWER VEIN WITH SYNTHETIC SUBSTITUTE, OPEN APPROACH	061B0JY
PX_LIVER	LIVER DISEASE (PX)	PX10	061B0KY	BYPASS LEFT RENAL VEIN TO LOWER VEIN WITH NONAUTOLOGOUS TISSUE SUBSTITUTE, OPEN APPROACH	061B0KY
PX_LIVER	LIVER DISEASE (PX)	PX10	061B0ZY	BYPASS LEFT RENAL VEIN TO LOWER VEIN, OPEN APPROACH	061B0ZY
PX_LIVER	LIVER DISEASE (PX)	PX10	061B47Y	BYPASS LEFT RENAL VEIN TO LOWER VEIN WITH AUTOLOGOUS TISSUE SUBSTITUTE, PERCUTANEOUS ENDOSCOPIC APPROACH	061B47Y

Boehringer Ingelheim
Statistical and Epidemiological Analysis Plan (SEAP) for Non-Interventional Study
(NIS)
BI Study Number 1245-0228

Proprietary confidential information © 2023 Boehringer Ingelheim International GmbH or one or more of its affiliated companies

PX_LIVER	LIVER DISEASE (PX)	PX10	061B49Y	BYPASS LEFT RENAL VEIN TO LOWER VEIN WITH AUTOLOGOUS VENOUS TISSUE, PERCUTANEOUS ENDOSCOPIC APPROACH	061B49Y
PX_LIVER	LIVER DISEASE (PX)	PX10	061B4AY	BYPASS LEFT RENAL VEIN TO LOWER VEIN WITH AUTOLOGOUS ARTERIAL TISSUE, PERCUTANEOUS ENDOSCOPIC APPROACH	061B4AY
PX_LIVER	LIVER DISEASE (PX)	PX10	061B4JY	BYPASS LEFT RENAL VEIN TO LOWER VEIN WITH SYNTHETIC SUBSTITUTE, PERCUTANEOUS ENDOSCOPIC APPROACH	061B4JY
PX_LIVER	LIVER DISEASE (PX)	PX10	061B4KY	BYPASS LEFT RENAL VEIN TO LOWER VEIN WITH NONAUTOLOGOUS TISSUE SUBSTITUTE, PERCUTANEOUS ENDOSCOPIC APPROACH	061B4KY
PX_LIVER	LIVER DISEASE (PX)	PX10	061B4ZY	BYPASS LEFT RENAL VEIN TO LOWER VEIN, PERCUTANEOUS ENDOSCOPIC APPROACH	061B4ZY
PX_LIVER	LIVER DISEASE (PX)	PX10	061J07Y	BYPASS LEFT HYPOGASTRIC VEIN TO LOWER VEIN WITH AUTOLOGOUS TISSUE SUBSTITUTE, OPEN APPROACH	061J07Y
PX_LIVER	LIVER DISEASE (PX)	PX10	061J09Y	BYPASS LEFT HYPOGASTRIC VEIN TO LOWER VEIN WITH AUTOLOGOUS VENOUS TISSUE, OPEN APPROACH	061J09Y
PX_LIVER	LIVER DISEASE (PX)	PX10	061J0AY	BYPASS LEFT HYPOGASTRIC VEIN TO LOWER VEIN WITH AUTOLOGOUS ARTERIAL TISSUE, OPEN APPROACH	061J0AY
PX_LIVER	LIVER DISEASE (PX)	PX10	061J0JY	BYPASS LEFT HYPOGASTRIC VEIN TO LOWER VEIN WITH SYNTHETIC SUBSTITUTE, OPEN APPROACH	061J0JY
PX_LIVER	LIVER DISEASE (PX)	PX10	061J0KY	BYPASS LEFT HYPOGASTRIC VEIN TO LOWER VEIN WITH NONAUTOLOGOUS TISSUE SUBSTITUTE, OPEN APPROACH	061J0KY
PX_LIVER	LIVER DISEASE (PX)	PX10	061J0ZY	BYPASS LEFT HYPOGASTRIC VEIN TO LOWER VEIN, OPEN APPROACH	061J0ZY
PX_LIVER	LIVER DISEASE (PX)	PX10	061J47Y	BYPASS LEFT HYPOGASTRIC VEIN TO LOWER VEIN WITH AUTOLOGOUS TISSUE SUBSTITUTE, PERCUTANEOUS ENDOSCOPIC APPROACH	061J47Y
PX_LIVER	LIVER DISEASE (PX)	PX10	061J49Y	BYPASS LEFT HYPOGASTRIC VEIN TO LOWER VEIN WITH AUTOLOGOUS VENOUS TISSUE, PERCUTANEOUS ENDOSCOPIC APPROACH	061J49Y
PX_LIVER	LIVER DISEASE (PX)	PX10	061J4AY	BYPASS LEFT HYPOGASTRIC VEIN TO LOWER VEIN WITH AUTOLOGOUS ARTERIAL TISSUE, PERCUTANEOUS ENDOSCOPIC APPROACH	061J4AY
PX_LIVER	LIVER DISEASE (PX)	PX10	061J4JY	BYPASS LEFT HYPOGASTRIC VEIN TO LOWER VEIN WITH SYNTHETIC SUBSTITUTE, PERCUTANEOUS ENDOSCOPIC APPROACH	061J4JY
PX_LIVER	LIVER DISEASE (PX)	PX10	061J4KY	BYPASS LEFT HYPOGASTRIC VEIN TO LOWER VEIN WITH NONAUTOLOGOUS TISSUE SUBSTITUTE, PERCUTANEOUS ENDOSCOPIC APPROACH	061J4KY
PX_LIVER	LIVER DISEASE (PX)	PX10	061J4ZY	BYPASS LEFT HYPOGASTRIC VEIN TO LOWER VEIN, PERCUTANEOUS ENDOSCOPIC APPROACH	061J4ZY
PX_LOWER_AMP	LOWER EXTREMITY (LIMB) AMPUTATION (PX)	PX09	84.10	LOWER LIMB AMPUTATION, NOT OTHERWISE SPECIFIED	8410
PX_LOWER_AMP	LOWER EXTREMITY (LIMB) AMPUTATION (PX)	PX09	84.11	AMPUTATION OF TOE	8411
PX_LOWER_AMP	LOWER EXTREMITY (LIMB) AMPUTATION (PX)	PX09	84.12	AMPUTATION THROUGH FOOT	8412
PX_LOWER_AMP	LOWER EXTREMITY (LIMB) AMPUTATION (PX)	PX09	84.13	DISARTICULATION OF ANKLE	8413
PX_LOWER_AMP	LOWER EXTREMITY (LIMB) AMPUTATION (PX)	PX09	84.15	OTHER AMPUTATION BELOW KNEE	8415

Boehringer Ingelheim
Statistical and Epidemiological Analysis Plan (SEAP) for Non-Interventional Study
(NIS)
BI Study Number 1245-0228

Proprietary confidential information © 2023 Boehringer Ingelheim International GmbH or one or more of its affiliated companies

PX_LOWER_AMP	LOWER EXTREMITY (LIMB) AMPUTATION (PX)	PX09	84.16	DISARTICULATION OF KNEE	8416
PX_LOWER_AMP	LOWER EXTREMITY (LIMB) AMPUTATION (PX)	PX09	84.17	AMPUTATION ABOVE KNEE	8417
PX_LOWER_AMP	LOWER EXTREMITY (LIMB) AMPUTATION (PX)	PX10	0Y620ZZ	DETACHMENT AT RIGHT HINDQUARTER, OPEN APPROACH	0Y620ZZ
PX_LOWER_AMP	LOWER EXTREMITY (LIMB) AMPUTATION (PX)	PX10	0Y630ZZ	DETACHMENT AT LEFT HINDQUARTER, OPEN APPROACH	0Y630ZZ
PX_LOWER_AMP	LOWER EXTREMITY (LIMB) AMPUTATION (PX)	PX10	0Y640ZZ	DETACHMENT AT BILATERAL HINDQUARTER, OPEN APPROACH	0Y640ZZ
PX_LOWER_AMP	LOWER EXTREMITY (LIMB) AMPUTATION (PX)	PX10	0Y670ZZ	DETACHMENT AT RIGHT FEMORAL REGION, OPEN APPROACH	0Y670ZZ
PX_LOWER_AMP	LOWER EXTREMITY (LIMB) AMPUTATION (PX)	PX10	0Y680ZZ	DETACHMENT AT LEFT FEMORAL REGION, OPEN APPROACH	0Y680ZZ
PX_LOWER_AMP	LOWER EXTREMITY (LIMB) AMPUTATION (PX)	PX10	0Y6C0Z1	DETACHMENT AT RIGHT UPPER LEG, HIGH, OPEN APPROACH	0Y6C0Z1
PX_LOWER_AMP	LOWER EXTREMITY (LIMB) AMPUTATION (PX)	PX10	0Y6C0Z2	DETACHMENT AT RIGHT UPPER LEG, MID, OPEN APPROACH	0Y6C0Z2
PX_LOWER_AMP	LOWER EXTREMITY (LIMB) AMPUTATION (PX)	PX10	0Y6C0Z3	DETACHMENT AT RIGHT UPPER LEG, LOW, OPEN APPROACH	0Y6C0Z3
PX_LOWER_AMP	LOWER EXTREMITY (LIMB) AMPUTATION (PX)	PX10	0Y6D0Z1	DETACHMENT AT LEFT UPPER LEG, HIGH, OPEN APPROACH	0Y6D0Z1
PX_LOWER_AMP	LOWER EXTREMITY (LIMB) AMPUTATION (PX)	PX10	0Y6D0Z2	DETACHMENT AT LEFT UPPER LEG, MID, OPEN APPROACH	0Y6D0Z2
PX_LOWER_AMP	LOWER EXTREMITY (LIMB) AMPUTATION (PX)	PX10	0Y6D0Z3	DETACHMENT AT LEFT UPPER LEG, LOW, OPEN APPROACH	0Y6D0Z3
PX_LOWER_AMP	LOWER EXTREMITY (LIMB) AMPUTATION (PX)	PX10	0Y6F0ZZ	DETACHMENT AT RIGHT KNEE REGION, OPEN APPROACH	0Y6F0ZZ
PX_LOWER_AMP	LOWER EXTREMITY (LIMB) AMPUTATION (PX)	PX10	0Y6G0ZZ	DETACHMENT AT LEFT KNEE REGION, OPEN APPROACH	0Y6G0ZZ
PX_LOWER_AMP	LOWER EXTREMITY (LIMB) AMPUTATION (PX)	PX10	0Y6H0Z1	DETACHMENT AT RIGHT LOWER LEG, HIGH, OPEN APPROACH	0Y6H0Z1
PX_LOWER_AMP	LOWER EXTREMITY (LIMB) AMPUTATION (PX)	PX10	0Y6H0Z2	DETACHMENT AT RIGHT LOWER LEG, MID, OPEN APPROACH	0Y6H0Z2
PX_LOWER_AMP	LOWER EXTREMITY (LIMB) AMPUTATION (PX)	PX10	0Y6H0Z3	DETACHMENT AT RIGHT LOWER LEG, LOW, OPEN APPROACH	0Y6H0Z3
PX_LOWER_AMP	LOWER EXTREMITY (LIMB) AMPUTATION (PX)	PX10	0Y6J0Z1	DETACHMENT AT LEFT LOWER LEG, HIGH, OPEN APPROACH	0Y6J0Z1
PX_LOWER_AMP	LOWER EXTREMITY (LIMB) AMPUTATION (PX)	PX10	0Y6J0Z2	DETACHMENT AT LEFT LOWER LEG, MID, OPEN APPROACH	0Y6J0Z2
PX_LOWER_AMP	LOWER EXTREMITY (LIMB) AMPUTATION (PX)	PX10	0Y6J0Z3	DETACHMENT AT LEFT LOWER LEG, LOW, OPEN APPROACH	0Y6J0Z3

Boehringer Ingelheim
Statistical and Epidemiological Analysis Plan (SEAP) for Non-Interventional Study
(NIS)
BI Study Number 1245-0228

Proprietary confidential information © 2023 Boehringer Ingelheim International GmbH or one or more of its affiliated companies

PX_LOWER_AMP	LOWER EXTREMITY (LIMB) AMPUTATION (PX)	PX10	0Y6M0Z0	DETACHMENT AT RIGHT FOOT, COMPLETE, OPEN APPROACH	0Y6M0Z0
PX_LOWER_AMP	LOWER EXTREMITY (LIMB) AMPUTATION (PX)	PX10	0Y6M0Z4	DETACHMENT AT RIGHT FOOT, COMPLETE 1ST RAY, OPEN APPROACH	0Y6M0Z4
PX_LOWER_AMP	LOWER EXTREMITY (LIMB) AMPUTATION (PX)	PX10	0Y6M0Z5	DETACHMENT AT RIGHT FOOT, COMPLETE 2ND RAY, OPEN APPROACH	0Y6M0Z5
PX_LOWER_AMP	LOWER EXTREMITY (LIMB) AMPUTATION (PX)	PX10	0Y6M0Z6	DETACHMENT AT RIGHT FOOT, COMPLETE 3RD RAY, OPEN APPROACH	0Y6M0Z6
PX_LOWER_AMP	LOWER EXTREMITY (LIMB) AMPUTATION (PX)	PX10	0Y6M0Z7	DETACHMENT AT RIGHT FOOT, COMPLETE 4TH RAY, OPEN APPROACH	0Y6M0Z7
PX_LOWER_AMP	LOWER EXTREMITY (LIMB) AMPUTATION (PX)	PX10	0Y6M0Z8	DETACHMENT AT RIGHT FOOT, COMPLETE 5TH RAY, OPEN APPROACH	0Y6M0Z8
PX_LOWER_AMP	LOWER EXTREMITY (LIMB) AMPUTATION (PX)	PX10	0Y6M0Z9	DETACHMENT AT RIGHT FOOT, PARTIAL 1ST RAY, OPEN APPROACH	0Y6M0Z9
PX_LOWER_AMP	LOWER EXTREMITY (LIMB) AMPUTATION (PX)	PX10	0Y6M0ZB	DETACHMENT AT RIGHT FOOT, PARTIAL 2ND RAY, OPEN APPROACH	0Y6M0ZB
PX_LOWER_AMP	LOWER EXTREMITY (LIMB) AMPUTATION (PX)	PX10	0Y6M0ZC	DETACHMENT AT RIGHT FOOT, PARTIAL 3RD RAY, OPEN APPROACH	0Y6M0ZC
PX_LOWER_AMP	LOWER EXTREMITY (LIMB) AMPUTATION (PX)	PX10	0Y6M0ZD	DETACHMENT AT RIGHT FOOT, PARTIAL 4TH RAY, OPEN APPROACH	0Y6M0ZD
PX_LOWER_AMP	LOWER EXTREMITY (LIMB) AMPUTATION (PX)	PX10	0Y6M0ZF	DETACHMENT AT RIGHT FOOT, PARTIAL 5TH RAY, OPEN APPROACH	0Y6M0ZF
PX_LOWER_AMP	LOWER EXTREMITY (LIMB) AMPUTATION (PX)	PX10	0Y6N0Z0	DETACHMENT AT LEFT FOOT, COMPLETE, OPEN APPROACH	0Y6N0Z0
PX_LOWER_AMP	LOWER EXTREMITY (LIMB) AMPUTATION (PX)	PX10	0Y6N0Z4	DETACHMENT AT LEFT FOOT, COMPLETE 1ST RAY, OPEN APPROACH	0Y6N0Z4
PX_LOWER_AMP	LOWER EXTREMITY (LIMB) AMPUTATION (PX)	PX10	0Y6N0Z5	DETACHMENT AT LEFT FOOT, COMPLETE 2ND RAY, OPEN APPROACH	0Y6N0Z5
PX_LOWER_AMP	LOWER EXTREMITY (LIMB) AMPUTATION (PX)	PX10	0Y6N0Z6	DETACHMENT AT LEFT FOOT, COMPLETE 3RD RAY, OPEN APPROACH	0Y6N0Z6
PX_LOWER_AMP	LOWER EXTREMITY (LIMB) AMPUTATION (PX)	PX10	0Y6N0Z7	DETACHMENT AT LEFT FOOT, COMPLETE 4TH RAY, OPEN APPROACH	0Y6N0Z7
PX_LOWER_AMP	LOWER EXTREMITY (LIMB) AMPUTATION (PX)	PX10	0Y6N0Z8	DETACHMENT AT LEFT FOOT, COMPLETE 5TH RAY, OPEN APPROACH	0Y6N0Z8
PX_LOWER_AMP	LOWER EXTREMITY (LIMB) AMPUTATION (PX)	PX10	0Y6N0Z9	DETACHMENT AT LEFT FOOT, PARTIAL 1ST RAY, OPEN APPROACH	0Y6N0Z9
PX_LOWER_AMP	LOWER EXTREMITY (LIMB) AMPUTATION (PX)	PX10	0Y6N0ZB	DETACHMENT AT LEFT FOOT, PARTIAL 2ND RAY, OPEN APPROACH	0Y6N0ZB
PX_LOWER_AMP	LOWER EXTREMITY (LIMB) AMPUTATION (PX)	PX10	0Y6N0ZC	DETACHMENT AT LEFT FOOT, PARTIAL 3RD RAY, OPEN APPROACH	0Y6N0ZC
PX_LOWER_AMP	LOWER EXTREMITY (LIMB) AMPUTATION (PX)	PX10	0Y6N0ZD	DETACHMENT AT LEFT FOOT, PARTIAL 4TH RAY, OPEN APPROACH	0Y6N0ZD

Boehringer Ingelheim
Statistical and Epidemiological Analysis Plan (SEAP) for Non-Interventional Study
(NIS)
BI Study Number 1245-0228

Proprietary confidential information © 2023 Boehringer Ingelheim International GmbH or one or more of its affiliated companies

PX_LOWER_AMP	LOWER EXTREMITY (LIMB) AMPUTATION (PX)	PX10	0Y6N0ZF	DETACHMENT AT LEFT FOOT, PARTIAL 5TH RAY, OPEN APPROACH	0Y6N0ZF
PX_LOWER_AMP	LOWER EXTREMITY (LIMB) AMPUTATION (PX)	PX10	0Y6P0Z0	DETACHMENT AT RIGHT 1ST TOE, COMPLETE, OPEN APPROACH	0Y6P0Z0
PX_LOWER_AMP	LOWER EXTREMITY (LIMB) AMPUTATION (PX)	PX10	0Y6P0Z1	DETACHMENT AT RIGHT 1ST TOE, HIGH, OPEN APPROACH	0Y6P0Z1
PX_LOWER_AMP	LOWER EXTREMITY (LIMB) AMPUTATION (PX)	PX10	0Y6P0Z2	DETACHMENT AT RIGHT 1ST TOE, MID, OPEN APPROACH	0Y6P0Z2
PX_LOWER_AMP	LOWER EXTREMITY (LIMB) AMPUTATION (PX)	PX10	0Y6P0Z3	DETACHMENT AT RIGHT 1ST TOE, LOW, OPEN APPROACH	0Y6P0Z3
PX_LOWER_AMP	LOWER EXTREMITY (LIMB) AMPUTATION (PX)	PX10	0Y6Q0Z0	DETACHMENT AT LEFT 1ST TOE, COMPLETE, OPEN APPROACH	0Y6Q0Z0
PX_LOWER_AMP	LOWER EXTREMITY (LIMB) AMPUTATION (PX)	PX10	0Y6Q0Z1	DETACHMENT AT LEFT 1ST TOE, HIGH, OPEN APPROACH	0Y6Q0Z1
PX_LOWER_AMP	LOWER EXTREMITY (LIMB) AMPUTATION (PX)	PX10	0Y6Q0Z2	DETACHMENT AT LEFT 1ST TOE, MID, OPEN APPROACH	0Y6Q0Z2
PX_LOWER_AMP	LOWER EXTREMITY (LIMB) AMPUTATION (PX)	PX10	0Y6Q0Z3	DETACHMENT AT LEFT 1ST TOE, LOW, OPEN APPROACH	0Y6Q0Z3
PX_LOWER_AMP	LOWER EXTREMITY (LIMB) AMPUTATION (PX)	PX10	0Y6R0Z0	DETACHMENT AT RIGHT 2ND TOE, COMPLETE, OPEN APPROACH	0Y6R0Z0
PX_LOWER_AMP	LOWER EXTREMITY (LIMB) AMPUTATION (PX)	PX10	0Y6R0Z1	DETACHMENT AT RIGHT 2ND TOE, HIGH, OPEN APPROACH	0Y6R0Z1
PX_LOWER_AMP	LOWER EXTREMITY (LIMB) AMPUTATION (PX)	PX10	0Y6R0Z2	DETACHMENT AT RIGHT 2ND TOE, MID, OPEN APPROACH	0Y6R0Z2
PX_LOWER_AMP	LOWER EXTREMITY (LIMB) AMPUTATION (PX)	PX10	0Y6R0Z3	DETACHMENT AT RIGHT 2ND TOE, LOW, OPEN APPROACH	0Y6R0Z3
PX_LOWER_AMP	LOWER EXTREMITY (LIMB) AMPUTATION (PX)	PX10	0Y6S0Z0	DETACHMENT AT LEFT 2ND TOE, COMPLETE, OPEN APPROACH	0Y6S0Z0
PX_LOWER_AMP	LOWER EXTREMITY (LIMB) AMPUTATION (PX)	PX10	0Y6S0Z1	DETACHMENT AT LEFT 2ND TOE, HIGH, OPEN APPROACH	0Y6S0Z1
PX_LOWER_AMP	LOWER EXTREMITY (LIMB) AMPUTATION (PX)	PX10	0Y6S0Z2	DETACHMENT AT LEFT 2ND TOE, MID, OPEN APPROACH	0Y6S0Z2
PX_LOWER_AMP	LOWER EXTREMITY (LIMB) AMPUTATION (PX)	PX10	0Y6S0Z3	DETACHMENT AT LEFT 2ND TOE, LOW, OPEN APPROACH	0Y6S0Z3
PX_LOWER_AMP	LOWER EXTREMITY (LIMB) AMPUTATION (PX)	PX10	0Y6T0Z0	DETACHMENT AT RIGHT 3RD TOE, COMPLETE, OPEN APPROACH	0Y6T0Z0
PX_LOWER_AMP	LOWER EXTREMITY (LIMB) AMPUTATION (PX)	PX10	0Y6T0Z1	DETACHMENT AT RIGHT 3RD TOE, HIGH, OPEN APPROACH	0Y6T0Z1
PX_LOWER_AMP	LOWER EXTREMITY (LIMB) AMPUTATION (PX)	PX10	0Y6T0Z2	DETACHMENT AT RIGHT 3RD TOE, MID, OPEN APPROACH	0Y6T0Z2
PX_LOWER_AMP	LOWER EXTREMITY (LIMB) AMPUTATION (PX)	PX10	0Y6T0Z3	DETACHMENT AT RIGHT 3RD TOE, LOW, OPEN APPROACH	0Y6T0Z3

Boehringer Ingelheim
Statistical and Epidemiological Analysis Plan (SEAP) for Non-Interventional Study
(NIS)
BI Study Number 1245-0228

Proprietary confidential information © 2023 Boehringer Ingelheim International GmbH or one or more of its affiliated companies

PX_LOWER_AMP	LOWER EXTREMITY (LIMB) AMPUTATION (PX)	PX10	0Y6U0Z0	DETACHMENT AT LEFT 3RD TOE, COMPLETE, OPEN APPROACH	0Y6U0Z0
PX_LOWER_AMP	LOWER EXTREMITY (LIMB) AMPUTATION (PX)	PX10	0Y6U0Z1	DETACHMENT AT LEFT 3RD TOE, HIGH, OPEN APPROACH	0Y6U0Z1
PX_LOWER_AMP	LOWER EXTREMITY (LIMB) AMPUTATION (PX)	PX10	0Y6U0Z2	DETACHMENT AT LEFT 3RD TOE, MID, OPEN APPROACH	0Y6U0Z2
PX_LOWER_AMP	LOWER EXTREMITY (LIMB) AMPUTATION (PX)	PX10	0Y6U0Z3	DETACHMENT AT LEFT 3RD TOE, LOW, OPEN APPROACH	0Y6U0Z3
PX_LOWER_AMP	LOWER EXTREMITY (LIMB) AMPUTATION (PX)	PX10	0Y6V0Z0	DETACHMENT AT RIGHT 4TH TOE, COMPLETE, OPEN APPROACH	0Y6V0Z0
PX_LOWER_AMP	LOWER EXTREMITY (LIMB) AMPUTATION (PX)	PX10	0Y6V0Z1	DETACHMENT AT RIGHT 4TH TOE, HIGH, OPEN APPROACH	0Y6V0Z1
PX_LOWER_AMP	LOWER EXTREMITY (LIMB) AMPUTATION (PX)	PX10	0Y6V0Z2	DETACHMENT AT RIGHT 4TH TOE, MID, OPEN APPROACH	0Y6V0Z2
PX_LOWER_AMP	LOWER EXTREMITY (LIMB) AMPUTATION (PX)	PX10	0Y6V0Z3	DETACHMENT AT RIGHT 4TH TOE, LOW, OPEN APPROACH	0Y6V0Z3
PX_LOWER_AMP	LOWER EXTREMITY (LIMB) AMPUTATION (PX)	PX10	0Y6W0Z0	DETACHMENT AT LEFT 4TH TOE, COMPLETE, OPEN APPROACH	0Y6W0Z0
PX_LOWER_AMP	LOWER EXTREMITY (LIMB) AMPUTATION (PX)	PX10	0Y6W0Z1	DETACHMENT AT LEFT 4TH TOE, HIGH, OPEN APPROACH	0Y6W0Z1
PX_LOWER_AMP	LOWER EXTREMITY (LIMB) AMPUTATION (PX)	PX10	0Y6W0Z2	DETACHMENT AT LEFT 4TH TOE, MID, OPEN APPROACH	0Y6W0Z2
PX_LOWER_AMP	LOWER EXTREMITY (LIMB) AMPUTATION (PX)	PX10	0Y6W0Z3	DETACHMENT AT LEFT 4TH TOE, LOW, OPEN APPROACH	0Y6W0Z3
PX_LOWER_AMP	LOWER EXTREMITY (LIMB) AMPUTATION (PX)	PX10	0Y6X0Z0	DETACHMENT AT RIGHT 5TH TOE, COMPLETE, OPEN APPROACH	0Y6X0Z0
PX_LOWER_AMP	LOWER EXTREMITY (LIMB) AMPUTATION (PX)	PX10	0Y6X0Z1	DETACHMENT AT RIGHT 5TH TOE, HIGH, OPEN APPROACH	0Y6X0Z1
PX_LOWER_AMP	LOWER EXTREMITY (LIMB) AMPUTATION (PX)	PX10	0Y6X0Z2	DETACHMENT AT RIGHT 5TH TOE, MID, OPEN APPROACH	0Y6X0Z2
PX_LOWER_AMP	LOWER EXTREMITY (LIMB) AMPUTATION (PX)	PX10	0Y6X0Z3	DETACHMENT AT RIGHT 5TH TOE, LOW, OPEN APPROACH	0Y6X0Z3
PX_LOWER_AMP	LOWER EXTREMITY (LIMB) AMPUTATION (PX)	PX10	0Y6Y0Z0	DETACHMENT AT LEFT 5TH TOE, COMPLETE, OPEN APPROACH	0Y6Y0Z0
PX_LOWER_AMP	LOWER EXTREMITY (LIMB) AMPUTATION (PX)	PX10	0Y6Y0Z1	DETACHMENT AT LEFT 5TH TOE, HIGH, OPEN APPROACH	0Y6Y0Z1
PX_LOWER_AMP	LOWER EXTREMITY (LIMB) AMPUTATION (PX)	PX10	0Y6Y0Z2	DETACHMENT AT LEFT 5TH TOE, MID, OPEN APPROACH	0Y6Y0Z2
PX_LOWER_AMP	LOWER EXTREMITY (LIMB) AMPUTATION (PX)	PX10	0Y6Y0Z3	DETACHMENT AT LEFT 5TH TOE, LOW, OPEN APPROACH	0Y6Y0Z3
PX_LOWER_AMP	LOWER EXTREMITY (LIMB) AMPUTATION (PX)	PXCH	27590	AMPUTATION OF THIGH THROUGH THIGH BONE	27590

Boehringer Ingelheim
Statistical and Epidemiological Analysis Plan (SEAP) for Non-Interventional Study
(NIS)
BI Study Number 1245-0228

Proprietary confidential information © 2023 Boehringer Ingelheim International GmbH or one or more of its affiliated companies

PX_LOWER_AMP	LOWER EXTREMITY (LIMB) AMPUTATION (PX)	PXCH	27591	AMPUTATION OF THIGH THROUGH THIGH BONE WITH IMMEDIATE FITTING	27591
PX_LOWER_AMP	LOWER EXTREMITY (LIMB) AMPUTATION (PX)	PXCH	27592	AMPUTATION OF THIGH THROUGH THIGH BONE, OPEN PROCEDURE	27592
PX_LOWER_AMP	LOWER EXTREMITY (LIMB) AMPUTATION (PX)	PXCH	27594	AMPUTATION OF THIGH THROUGH THIGH BONE, SECONDARY CLOSURE	27594
PX_LOWER_AMP	LOWER EXTREMITY (LIMB) AMPUTATION (PX)	PXCH	27596	RE-AMPUTATION OF THIGH THROUGH THIGH BONE	27596
PX_LOWER_AMP	LOWER EXTREMITY (LIMB) AMPUTATION (PX)	PXCH	27598	DETACHMENT OF KNEE	27598
PX_LOWER_AMP	LOWER EXTREMITY (LIMB) AMPUTATION (PX)	PXCH	27880	AMPUTATION OF BOTH LOWER LEG BONES	27880
PX_LOWER_AMP	LOWER EXTREMITY (LIMB) AMPUTATION (PX)	PXCH	27881	AMPUTATION OF LEG	27881
PX_LOWER_AMP	LOWER EXTREMITY (LIMB) AMPUTATION (PX)	PXCH	27882	AMPUTATION OF LEG, OPEN PROCEDURE	27882
PX_LOWER_AMP	LOWER EXTREMITY (LIMB) AMPUTATION (PX)	PXCH	27884	AMPUTATION OF LEG, SECONDARY CLOSURE	27884
PX_LOWER_AMP	LOWER EXTREMITY (LIMB) AMPUTATION (PX)	PXCH	27886	RE-AMPUTATION OF LEG	27886
PX_LOWER_AMP	LOWER EXTREMITY (LIMB) AMPUTATION (PX)	PXCH	27888	AMPUTATION OF FOOT AT ANKLE	27888
PX_LOWER_AMP	LOWER EXTREMITY (LIMB) AMPUTATION (PX)	PXCH	27889	AMPUTATION OF FOOT THROUGH ANKLE JOINT	27889
PX_LOWER_AMP	LOWER EXTREMITY (LIMB) AMPUTATION (PX)	PXCH	28800	AMPUTATION OF MIDFOOT BONE	28800
PX_LOWER_AMP	LOWER EXTREMITY (LIMB) AMPUTATION (PX)	PXCH	28805	AMPUTATION OF FOOT ACROSS INSTEP	28805
PX_LOWER_AMP	LOWER EXTREMITY (LIMB) AMPUTATION (PX)	PXCH	28810	AMPUTATION OF TOE AND MIDFOOT BONE	28810
PX_LOWER_AMP	LOWER EXTREMITY (LIMB) AMPUTATION (PX)	PXCH	28820	AMPUTATION OF TOE AT JOINT BETWEEN THE FOREFOOT AND TOES	28820
PX_LOWER_AMP	LOWER EXTREMITY (LIMB) AMPUTATION (PX)	PXCH	28825	AMPUTATION OF TOE AT TOE JOINTS	28825
PX_OBS_APNEA	OBSTRUCTIVE SLEEP APNEA (PX)	PXCH	94660	INITIATION AND MANAGEMENT OF CONTINUED PRESSURED RESPIRATORY ASSISTANCE BY MASK OR BREATHING TUBE	94660
PX_OBS_APNEA	OBSTRUCTIVE SLEEP APNEA (PX)	PXCH	A4604	TUBING WITH INTEGRATED HEATING ELEMENT FOR USE WITH POSITIVE AIRWAY PRESSURE DEVICE	A4604
PX_OBS_APNEA	OBSTRUCTIVE SLEEP APNEA (PX)	PXCH	A7027	COMBINATION ORAL/NASAL MASK, USED WITH CONTINUOUS POSITIVE AIRWAY PRESSURE DEVICE, EACH	A7027
PX_OBS_APNEA	OBSTRUCTIVE SLEEP APNEA (PX)	PXCH	A7029	NASAL PILLOWS FOR COMBINATION ORAL/NASAL MASK, REPLACEMENT ONLY, PAIR	A7029
PX_OBS_APNEA	OBSTRUCTIVE SLEEP APNEA (PX)	PXCH	A7030	FULL FACE MASK USED WITH POSITIVE AIRWAY PRESSURE DEVICE, EACH	A7030

Boehringer Ingelheim
Statistical and Epidemiological Analysis Plan (SEAP) for Non-Interventional Study
(NIS)
BI Study Number 1245-0228

Proprietary confidential information © 2023 Boehringer Ingelheim International GmbH or one or more of its affiliated companies

PX_OBS_APNEA	OBSTRUCTIVE SLEEP APNEA (PX)	PXCH	A7031	FACE MASK INTERFACE, REPLACEMENT FOR FULL FACE MASK, EACH	A7031
PX_OBS_APNEA	OBSTRUCTIVE SLEEP APNEA (PX)	PXCH	A7032	CUSHION FOR USE ON NASAL MASK INTERFACE, REPLACEMENT ONLY, EACH	A7032
PX_OBS_APNEA	OBSTRUCTIVE SLEEP APNEA (PX)	PXCH	A7033	PILLOW FOR USE ON NASAL CANNULA TYPE INTERFACE, REPLACEMENT ONLY, PAIR	A7033
PX_OBS_APNEA	OBSTRUCTIVE SLEEP APNEA (PX)	PXCH	A7034	NASAL INTERFACE (MASK OR CANNULA TYPE) USED WITH POSITIVE AIRWAY PRESSURE DEVICE, WITH OR WITHOUT HEAD STRAP	A7034
PX_OBS_APNEA	OBSTRUCTIVE SLEEP APNEA (PX)	PXCH	A7035	HEADGEAR USED WITH POSITIVE AIRWAY PRESSURE DEVICE	A7035
PX_OBS_APNEA	OBSTRUCTIVE SLEEP APNEA (PX)	PXCH	A7036	CHINSTRAP USED WITH POSITIVE AIRWAY PRESSURE DEVICE	A7036
PX_OBS_APNEA	OBSTRUCTIVE SLEEP APNEA (PX)	PXCH	A7037	TUBING USED WITH POSITIVE AIRWAY PRESSURE DEVICE	A7037
PX_OBS_APNEA	OBSTRUCTIVE SLEEP APNEA (PX)	PXCH	A7038	FILTER, DISPOSABLE, USED WITH POSITIVE AIRWAY PRESSURE DEVICE	A7038
PX_OBS_APNEA	OBSTRUCTIVE SLEEP APNEA (PX)	PXCH	A7039	FILTER, NON DISPOSABLE, USED WITH POSITIVE AIRWAY PRESSURE DEVICE	A7039
PX_OBS_APNEA	OBSTRUCTIVE SLEEP APNEA (PX)	PXCH	A7044	ORAL INTERFACE USED WITH POSITIVE AIRWAY PRESSURE DEVICE, EACH	A7044
PX_OBS_APNEA	OBSTRUCTIVE SLEEP APNEA (PX)	PXCH	A7046	WATER CHAMBER FOR HUMIDIFIER, USED WITH POSITIVE AIRWAY PRESSURE DEVICE, REPLACEMENT, EACH	A7046
PX_OBS_APNEA	OBSTRUCTIVE SLEEP APNEA (PX)	PXCH	E0452		E0452
PX_OBS_APNEA	OBSTRUCTIVE SLEEP APNEA (PX)	PXCH	E0470	RESPIRATORY ASSIST DEVICE, BI-LEVEL PRESSURE CAPABILITY, WITHOUT BACKUP RATE FEATURE, USED WITH NONINVASIVE INTERFACE, E.G., NASAL OR FACIAL MASK (INTERMITTENT ASSIST DEVICE WITH CONTINUOUS POSITIVE AIRWAY PRESSURE DEVICE)	E0470
PX_OBS_APNEA	OBSTRUCTIVE SLEEP APNEA (PX)	PXCH	E0471	RESPIRATORY ASSIST DEVICE, BI-LEVEL PRESSURE CAPABILITY, WITH BACK-UP RATE FEATURE, USED WITH NONINVASIVE INTERFACE, E.G., NASAL OR FACIAL MASK (INTERMITTENT ASSIST DEVICE WITH CONTINUOUS POSITIVE AIRWAY PRESSURE DEVICE)	E0471
PX_OBS_APNEA	OBSTRUCTIVE SLEEP APNEA (PX)	PXCH	E0561	HUMIDIFIER, NON-HEATED, USED WITH POSITIVE AIRWAY PRESSURE DEVICE	E0561
PX_OBS_APNEA	OBSTRUCTIVE SLEEP APNEA (PX)	PXCH	E0562	HUMIDIFIER, HEATED, USED WITH POSITIVE AIRWAY PRESSURE DEVICE	E0562
PX_OBS_APNEA	OBSTRUCTIVE SLEEP APNEA (PX)	PXCH	E0601	CONTINUOUS POSITIVE AIRWAY PRESSURE (CPAP) DEVICE	E0601
PX_PAD	PAD (PX)	PX09	38.08	INCISION OF VESSEL, LOWER LIMB ARTERIES	3808
PX_PAD	PAD (PX)	PX09	38.18	ENDARTERECTOMY, LOWER LIMB ARTERIES	3818
PX_PAD	PAD (PX)	PX09	38.38	RESECTION OF VESSEL WITH ANASTOMOSIS, LOWER LIMB ARTERIES	3838
PX_PAD	PAD (PX)	PX09	38.48	RESECTION OF VESSEL WITH REPLACEMENT, LOWER LIMB ARTERIES	3848
PX_PAD	PAD (PX)	PX09	39.25	AORTA-ILIAC-FEMORAL BYPASS	3925
PX_PAD	PAD (PX)	PX09	39.29	OTHER (PERIPHERAL) VASCULAR SHUNT OR BYPASS	3929
PX_PAD	PAD (PX)	PX09	39.50	ANGIOPLASTY OF OTHER NON-CORONARY VESSEL(S)	3950
PX_PAD	PAD (PX)	PX09	39.51	CLIPPING OF ANEURYSM	3951
PX_PAD	PAD (PX)	PX09	39.52	OTHER REPAIR OF ANEURYSM	3952
PX_PAD	PAD (PX)	PX09	39.54	RE-ENTRY OPERATION (AORTA)	3954
PX_PAD	PAD (PX)	PX09	39.55	REIMPLANTATION OF ABERRANT RENAL VESSEL	3955
PX_PAD	PAD (PX)	PX09	39.56	REPAIR OF BLOOD VESSEL WITH TISSUE PATCH GRAFT	3956
PX_PAD	PAD (PX)	PX09	39.57	REPAIR OF BLOOD VESSEL WITH SYNTHETIC PATCH GRAFT	3957

Boehringer Ingelheim
Statistical and Epidemiological Analysis Plan (SEAP) for Non-Interventional Study
(NIS)
BI Study Number 1245-0228

Proprietary confidential information © 2023 Boehringer Ingelheim International GmbH or one or more of its affiliated companies

PX_PAD	PAD (PX)	PX09	39.58	REPAIR OF BLOOD VESSEL WITH UNSPECIFIED TYPE OF PATCH GRAFT	3958
PX_PAD	PAD (PX)	PX09	39.59	OTHER REPAIR OF VESSEL	3959
PX_PAD	PAD (PX)	PX09	39.90	INSERTION OF NON-DRUG-ELUTING PERIPHERAL (NON-CORONARY) VESSEL STENT(S)	3990
PX_PAD	PAD (PX)	PX09	39.91	FREEDING OF VESSEL	3991
PX_PAD	PAD (PX)	PX09	39.99	OTHER OPERATIONS ON VESSELS	3999
PX_PAD	PAD (PX)	PX10	0410096	BYPASS ABDOMINAL AORTA TO RIGHT COMMON ILIAC ARTERY WITH AUTOLOGOUS VENOUS TISSUE, OPEN APPROACH	410096
PX_PAD	PAD (PX)	PX10	0410097	BYPASS ABDOMINAL AORTA TO LEFT COMMON ILIAC ARTERY WITH AUTOLOGOUS VENOUS TISSUE, OPEN APPROACH	410097
PX_PAD	PAD (PX)	PX10	0410098	BYPASS ABDOMINAL AORTA TO BILATERAL COMMON ILIAC ARTERIES WITH AUTOLOGOUS VENOUS TISSUE, OPEN APPROACH	410098
PX_PAD	PAD (PX)	PX10	0410099	BYPASS ABDOMINAL AORTA TO RIGHT INTERNAL ILIAC ARTERY WITH AUTOLOGOUS VENOUS TISSUE, OPEN APPROACH	410099
PX_PAD	PAD (PX)	PX10	041009B	BYPASS ABDOMINAL AORTA TO LEFT INTERNAL ILIAC ARTERY WITH AUTOLOGOUS VENOUS TISSUE, OPEN APPROACH	041009B
PX_PAD	PAD (PX)	PX10	041009C	BYPASS ABDOMINAL AORTA TO BILATERAL INTERNAL ILIAC ARTERIES WITH AUTOLOGOUS VENOUS TISSUE, OPEN APPROACH	041009C
PX_PAD	PAD (PX)	PX10	041009D	BYPASS ABDOMINAL AORTA TO RIGHT EXTERNAL ILIAC ARTERY WITH AUTOLOGOUS VENOUS TISSUE, OPEN APPROACH	041009D
PX_PAD	PAD (PX)	PX10	041009F	BYPASS ABDOMINAL AORTA TO LEFT EXTERNAL ILIAC ARTERY WITH AUTOLOGOUS VENOUS TISSUE, OPEN APPROACH	041009F
PX_PAD	PAD (PX)	PX10	041009G	BYPASS ABDOMINAL AORTA TO BILATERAL EXTERNAL ILIAC ARTERIES WITH AUTOLOGOUS VENOUS TISSUE, OPEN APPROACH	041009G
PX_PAD	PAD (PX)	PX10	041009H	BYPASS ABDOMINAL AORTA TO RIGHT FEMORAL ARTERY WITH AUTOLOGOUS VENOUS TISSUE, OPEN APPROACH	041009H
PX_PAD	PAD (PX)	PX10	041009J	BYPASS ABDOMINAL AORTA TO LEFT FEMORAL ARTERY WITH AUTOLOGOUS VENOUS TISSUE, OPEN APPROACH	041009J
PX_PAD	PAD (PX)	PX10	041009K	BYPASS ABDOMINAL AORTA TO BILATERAL FEMORAL ARTERIES WITH AUTOLOGOUS VENOUS TISSUE, OPEN APPROACH	041009K
PX_PAD	PAD (PX)	PX10	041009Q	BYPASS ABDOMINAL AORTA TO LOWER EXTREMITY ARTERY WITH AUTOLOGOUS VENOUS TISSUE, OPEN APPROACH	041009Q
PX_PAD	PAD (PX)	PX10	041009R	BYPASS ABDOMINAL AORTA TO LOWER ARTERY WITH AUTOLOGOUS VENOUS TISSUE, OPEN APPROACH	041009R
PX_PAD	PAD (PX)	PX10	04100A6	BYPASS ABDOMINAL AORTA TO RIGHT COMMON ILIAC ARTERY WITH AUTOLOGOUS ARTERIAL TISSUE, OPEN APPROACH	04100A6
PX_PAD	PAD (PX)	PX10	04100A7	BYPASS ABDOMINAL AORTA TO LEFT COMMON ILIAC ARTERY WITH AUTOLOGOUS ARTERIAL TISSUE, OPEN APPROACH	04100A7
PX_PAD	PAD (PX)	PX10	04100A8	BYPASS ABDOMINAL AORTA TO BILATERAL COMMON ILIAC ARTERIES WITH AUTOLOGOUS ARTERIAL TISSUE, OPEN APPROACH	04100A8
PX_PAD	PAD (PX)	PX10	04100A9	BYPASS ABDOMINAL AORTA TO RIGHT INTERNAL ILIAC ARTERY WITH AUTOLOGOUS ARTERIAL TISSUE, OPEN APPROACH	04100A9
PX_PAD	PAD (PX)	PX10	04100AB	BYPASS ABDOMINAL AORTA TO LEFT INTERNAL ILIAC ARTERY WITH AUTOLOGOUS ARTERIAL TISSUE, OPEN APPROACH	04100AB

Boehringer Ingelheim
Statistical and Epidemiological Analysis Plan (SEAP) for Non-Interventional Study
(NIS)
BI Study Number 1245-0228

Proprietary confidential information © 2023 Boehringer Ingelheim International GmbH or one or more of its affiliated companies

PX_PAD	PAD (PX)	PX10	04100AC	BYPASS ABDOMINAL AORTA TO BILATERAL INTERNAL ILIAC ARTERIES WITH AUTOLOGOUS ARTERIAL TISSUE, OPEN APPROACH	04100AC
PX_PAD	PAD (PX)	PX10	04100AD	BYPASS ABDOMINAL AORTA TO RIGHT EXTERNAL ILIAC ARTERY WITH AUTOLOGOUS ARTERIAL TISSUE, OPEN APPROACH	04100AD
PX_PAD	PAD (PX)	PX10	04100AF	BYPASS ABDOMINAL AORTA TO LEFT EXTERNAL ILIAC ARTERY WITH AUTOLOGOUS ARTERIAL TISSUE, OPEN APPROACH	04100AF
PX_PAD	PAD (PX)	PX10	04100AG	BYPASS ABDOMINAL AORTA TO BILATERAL EXTERNAL ILIAC ARTERIES WITH AUTOLOGOUS ARTERIAL TISSUE, OPEN APPROACH	04100AG
PX_PAD	PAD (PX)	PX10	04100AH	BYPASS ABDOMINAL AORTA TO RIGHT FEMORAL ARTERY WITH AUTOLOGOUS ARTERIAL TISSUE, OPEN APPROACH	04100AH
PX_PAD	PAD (PX)	PX10	04100AJ	BYPASS ABDOMINAL AORTA TO LEFT FEMORAL ARTERY WITH AUTOLOGOUS ARTERIAL TISSUE, OPEN APPROACH	04100AJ
PX_PAD	PAD (PX)	PX10	04100AK	BYPASS ABDOMINAL AORTA TO BILATERAL FEMORAL ARTERIES WITH AUTOLOGOUS ARTERIAL TISSUE, OPEN APPROACH	04100AK
PX_PAD	PAD (PX)	PX10	04100AQ	BYPASS ABDOMINAL AORTA TO LOWER EXTREMITY ARTERY WITH AUTOLOGOUS ARTERIAL TISSUE, OPEN APPROACH	04100AQ
PX_PAD	PAD (PX)	PX10	04100AR	BYPASS ABDOMINAL AORTA TO LOWER ARTERY WITH AUTOLOGOUS ARTERIAL TISSUE, OPEN APPROACH	04100AR
PX_PAD	PAD (PX)	PX10	04100J6	BYPASS ABDOMINAL AORTA TO RIGHT COMMON ILIAC ARTERY WITH SYNTHETIC SUBSTITUTE, OPEN APPROACH	04100J6
PX_PAD	PAD (PX)	PX10	04100J7	BYPASS ABDOMINAL AORTA TO LEFT COMMON ILIAC ARTERY WITH SYNTHETIC SUBSTITUTE, OPEN APPROACH	04100J7
PX_PAD	PAD (PX)	PX10	04100J8	BYPASS ABDOMINAL AORTA TO BILATERAL COMMON ILIAC ARTERIES WITH SYNTHETIC SUBSTITUTE, OPEN APPROACH	04100J8
PX_PAD	PAD (PX)	PX10	04100J9	BYPASS ABDOMINAL AORTA TO RIGHT INTERNAL ILIAC ARTERY WITH SYNTHETIC SUBSTITUTE, OPEN APPROACH	04100J9
PX_PAD	PAD (PX)	PX10	04100JB	BYPASS ABDOMINAL AORTA TO LEFT INTERNAL ILIAC ARTERY WITH SYNTHETIC SUBSTITUTE, OPEN APPROACH	04100JB
PX_PAD	PAD (PX)	PX10	04100JC	BYPASS ABDOMINAL AORTA TO BILATERAL INTERNAL ILIAC ARTERIES WITH SYNTHETIC SUBSTITUTE, OPEN APPROACH	04100JC
PX_PAD	PAD (PX)	PX10	04100JD	BYPASS ABDOMINAL AORTA TO RIGHT EXTERNAL ILIAC ARTERY WITH SYNTHETIC SUBSTITUTE, OPEN APPROACH	04100JD
PX_PAD	PAD (PX)	PX10	04100JF	BYPASS ABDOMINAL AORTA TO LEFT EXTERNAL ILIAC ARTERY WITH SYNTHETIC SUBSTITUTE, OPEN APPROACH	04100JF
PX_PAD	PAD (PX)	PX10	04100JG	BYPASS ABDOMINAL AORTA TO BILATERAL EXTERNAL ILIAC ARTERIES WITH SYNTHETIC SUBSTITUTE, OPEN APPROACH	04100JG
PX_PAD	PAD (PX)	PX10	04100JH	BYPASS ABDOMINAL AORTA TO RIGHT FEMORAL ARTERY WITH SYNTHETIC SUBSTITUTE, OPEN APPROACH	04100JH
PX_PAD	PAD (PX)	PX10	04100JJ	BYPASS ABDOMINAL AORTA TO LEFT FEMORAL ARTERY WITH SYNTHETIC SUBSTITUTE, OPEN APPROACH	04100JJ
PX_PAD	PAD (PX)	PX10	04100JK	BYPASS ABDOMINAL AORTA TO BILATERAL FEMORAL ARTERIES WITH SYNTHETIC SUBSTITUTE, OPEN APPROACH	04100JK

Boehringer Ingelheim
Statistical and Epidemiological Analysis Plan (SEAP) for Non-Interventional Study
(NIS)
BI Study Number 1245-0228

Proprietary confidential information © 2023 Boehringer Ingelheim International GmbH or one or more of its affiliated companies

PX_PAD	PAD (PX)	PX10	04100JQ	BYPASS ABDOMINAL AORTA TO LOWER EXTREMITY ARTERY WITH SYNTHETIC SUBSTITUTE, OPEN APPROACH	04100JQ
PX_PAD	PAD (PX)	PX10	04100JR	BYPASS ABDOMINAL AORTA TO LOWER ARTERY WITH SYNTHETIC SUBSTITUTE, OPEN APPROACH	04100JR
PX_PAD	PAD (PX)	PX10	04100K6	BYPASS ABDOMINAL AORTA TO RIGHT COMMON ILIAC ARTERY WITH NONAUTOLOGOUS TISSUE SUBSTITUTE, OPEN APPROACH	04100K6
PX_PAD	PAD (PX)	PX10	04100K7	BYPASS ABDOMINAL AORTA TO LEFT COMMON ILIAC ARTERY WITH NONAUTOLOGOUS TISSUE SUBSTITUTE, OPEN APPROACH	04100K7
PX_PAD	PAD (PX)	PX10	04100K8	BYPASS ABDOMINAL AORTA TO BILATERAL COMMON ILIAC ARTERIES WITH NONAUTOLOGOUS TISSUE SUBSTITUTE, OPEN APPROACH	04100K8
PX_PAD	PAD (PX)	PX10	04100K9	BYPASS ABDOMINAL AORTA TO RIGHT INTERNAL ILIAC ARTERY WITH NONAUTOLOGOUS TISSUE SUBSTITUTE, OPEN APPROACH	04100K9
PX_PAD	PAD (PX)	PX10	04100KB	BYPASS ABDOMINAL AORTA TO LEFT INTERNAL ILIAC ARTERY WITH NONAUTOLOGOUS TISSUE SUBSTITUTE, OPEN APPROACH	04100KB
PX_PAD	PAD (PX)	PX10	04100KC	BYPASS ABDOMINAL AORTA TO BILATERAL INTERNAL ILIAC ARTERIES WITH NONAUTOLOGOUS TISSUE SUBSTITUTE, OPEN APPROACH	04100KC
PX_PAD	PAD (PX)	PX10	04100KD	BYPASS ABDOMINAL AORTA TO RIGHT EXTERNAL ILIAC ARTERY WITH NONAUTOLOGOUS TISSUE SUBSTITUTE, OPEN APPROACH	04100KD
PX_PAD	PAD (PX)	PX10	04100KF	BYPASS ABDOMINAL AORTA TO LEFT EXTERNAL ILIAC ARTERY WITH NONAUTOLOGOUS TISSUE SUBSTITUTE, OPEN APPROACH	04100KF
PX_PAD	PAD (PX)	PX10	04100KG	BYPASS ABDOMINAL AORTA TO BILATERAL EXTERNAL ILIAC ARTERIES WITH NONAUTOLOGOUS TISSUE SUBSTITUTE, OPEN APPROACH	04100KG
PX_PAD	PAD (PX)	PX10	04100KH	BYPASS ABDOMINAL AORTA TO RIGHT FEMORAL ARTERY WITH NONAUTOLOGOUS TISSUE SUBSTITUTE, OPEN APPROACH	04100KH
PX_PAD	PAD (PX)	PX10	04100KJ	BYPASS ABDOMINAL AORTA TO LEFT FEMORAL ARTERY WITH NONAUTOLOGOUS TISSUE SUBSTITUTE, OPEN APPROACH	04100KJ
PX_PAD	PAD (PX)	PX10	04100KK	BYPASS ABDOMINAL AORTA TO BILATERAL FEMORAL ARTERIES WITH NONAUTOLOGOUS TISSUE SUBSTITUTE, OPEN APPROACH	04100KK
PX_PAD	PAD (PX)	PX10	04100KQ	BYPASS ABDOMINAL AORTA TO LOWER EXTREMITY ARTERY WITH NONAUTOLOGOUS TISSUE SUBSTITUTE, OPEN APPROACH	04100KQ
PX_PAD	PAD (PX)	PX10	04100KR	BYPASS ABDOMINAL AORTA TO LOWER ARTERY WITH NONAUTOLOGOUS TISSUE SUBSTITUTE, OPEN APPROACH	04100KR
PX_PAD	PAD (PX)	PX10	04100Z6	BYPASS ABDOMINAL AORTA TO RIGHT COMMON ILIAC ARTERY, OPEN APPROACH	04100Z6
PX_PAD	PAD (PX)	PX10	04100Z7	BYPASS ABDOMINAL AORTA TO LEFT COMMON ILIAC ARTERY, OPEN APPROACH	04100Z7
PX_PAD	PAD (PX)	PX10	04100Z8	BYPASS ABDOMINAL AORTA TO BILATERAL COMMON ILIAC ARTERIES, OPEN APPROACH	04100Z8
PX_PAD	PAD (PX)	PX10	04100Z9	BYPASS ABDOMINAL AORTA TO RIGHT INTERNAL ILIAC ARTERY, OPEN APPROACH	04100Z9
PX_PAD	PAD (PX)	PX10	04100ZB	BYPASS ABDOMINAL AORTA TO LEFT INTERNAL ILIAC ARTERY, OPEN APPROACH	04100ZB
PX_PAD	PAD (PX)	PX10	04100ZC	BYPASS ABDOMINAL AORTA TO BILATERAL INTERNAL ILIAC ARTERIES, OPEN APPROACH	04100ZC

Boehringer Ingelheim
Statistical and Epidemiological Analysis Plan (SEAP) for Non-Interventional Study
(NIS)
BI Study Number 1245-0228

Proprietary confidential information © 2023 Boehringer Ingelheim International GmbH or one or more of its affiliated companies

PX_PAD	PAD (PX)	PX10	04100ZD	BYPASS ABDOMINAL AORTA TO RIGHT EXTERNAL ILIAC ARTERY, OPEN APPROACH	04100ZD
PX_PAD	PAD (PX)	PX10	04100ZF	BYPASS ABDOMINAL AORTA TO LEFT EXTERNAL ILIAC ARTERY, OPEN APPROACH	04100ZF
PX_PAD	PAD (PX)	PX10	04100ZG	BYPASS ABDOMINAL AORTA TO BILATERAL EXTERNAL ILIAC ARTERIES, OPEN APPROACH	04100ZG
PX_PAD	PAD (PX)	PX10	04100ZH	BYPASS ABDOMINAL AORTA TO RIGHT FEMORAL ARTERY, OPEN APPROACH	04100ZH
PX_PAD	PAD (PX)	PX10	04100ZJ	BYPASS ABDOMINAL AORTA TO LEFT FEMORAL ARTERY, OPEN APPROACH	04100ZJ
PX_PAD	PAD (PX)	PX10	04100ZK	BYPASS ABDOMINAL AORTA TO BILATERAL FEMORAL ARTERIES, OPEN APPROACH	04100ZK
PX_PAD	PAD (PX)	PX10	04100ZQ	BYPASS ABDOMINAL AORTA TO LOWER EXTREMITY ARTERY, OPEN APPROACH	04100ZQ
PX_PAD	PAD (PX)	PX10	04100ZR	BYPASS ABDOMINAL AORTA TO LOWER ARTERY, OPEN APPROACH	04100ZR
PX_PAD	PAD (PX)	PX10	0410496	BYPASS ABDOMINAL AORTA TO RIGHT COMMON ILIAC ARTERY WITH AUTOLOGOUS VENOUS TISSUE, PERCUTANEOUS ENDOSCOPIC APPROACH	410496
PX_PAD	PAD (PX)	PX10	0410497	BYPASS ABDOMINAL AORTA TO LEFT COMMON ILIAC ARTERY WITH AUTOLOGOUS VENOUS TISSUE, PERCUTANEOUS ENDOSCOPIC APPROACH	410497
PX_PAD	PAD (PX)	PX10	0410498	BYPASS ABDOMINAL AORTA TO BILATERAL COMMON ILIAC ARTERIES WITH AUTOLOGOUS VENOUS TISSUE, PERCUTANEOUS ENDOSCOPIC APPROACH	410498
PX_PAD	PAD (PX)	PX10	0410499	BYPASS ABDOMINAL AORTA TO RIGHT INTERNAL ILIAC ARTERY WITH AUTOLOGOUS VENOUS TISSUE, PERCUTANEOUS ENDOSCOPIC APPROACH	410499
PX_PAD	PAD (PX)	PX10	041049B	BYPASS ABDOMINAL AORTA TO LEFT INTERNAL ILIAC ARTERY WITH AUTOLOGOUS VENOUS TISSUE, PERCUTANEOUS ENDOSCOPIC APPROACH	041049B
PX_PAD	PAD (PX)	PX10	041049C	BYPASS ABDOMINAL AORTA TO BILATERAL INTERNAL ILIAC ARTERIES WITH AUTOLOGOUS VENOUS TISSUE, PERCUTANEOUS ENDOSCOPIC APPROACH	041049C
PX_PAD	PAD (PX)	PX10	041049D	BYPASS ABDOMINAL AORTA TO RIGHT EXTERNAL ILIAC ARTERY WITH AUTOLOGOUS VENOUS TISSUE, PERCUTANEOUS ENDOSCOPIC APPROACH	041049D
PX_PAD	PAD (PX)	PX10	041049F	BYPASS ABDOMINAL AORTA TO LEFT EXTERNAL ILIAC ARTERY WITH AUTOLOGOUS VENOUS TISSUE, PERCUTANEOUS ENDOSCOPIC APPROACH	041049F
PX_PAD	PAD (PX)	PX10	041049G	BYPASS ABDOMINAL AORTA TO BILATERAL EXTERNAL ILIAC ARTERIES WITH AUTOLOGOUS VENOUS TISSUE, PERCUTANEOUS ENDOSCOPIC APPROACH	041049G
PX_PAD	PAD (PX)	PX10	041049H	BYPASS ABDOMINAL AORTA TO RIGHT FEMORAL ARTERY WITH AUTOLOGOUS VENOUS TISSUE, PERCUTANEOUS ENDOSCOPIC APPROACH	041049H
PX_PAD	PAD (PX)	PX10	041049J	BYPASS ABDOMINAL AORTA TO LEFT FEMORAL ARTERY WITH AUTOLOGOUS VENOUS TISSUE, PERCUTANEOUS ENDOSCOPIC APPROACH	041049J
PX_PAD	PAD (PX)	PX10	041049K	BYPASS ABDOMINAL AORTA TO BILATERAL FEMORAL ARTERIES WITH AUTOLOGOUS VENOUS TISSUE, PERCUTANEOUS ENDOSCOPIC APPROACH	041049K

Boehringer Ingelheim
Statistical and Epidemiological Analysis Plan (SEAP) for Non-Interventional Study
(NIS)
BI Study Number 1245-0228

Proprietary confidential information © 2023 Boehringer Ingelheim International GmbH or one or more of its affiliated companies

PX_PAD	PAD (PX)	PX10	041049Q	BYPASS ABDOMINAL AORTA TO LOWER EXTREMITY ARTERY WITH AUTOLOGOUS VENOUS TISSUE, PERCUTANEOUS ENDOSCOPIC APPROACH	041049Q
PX_PAD	PAD (PX)	PX10	041049R	BYPASS ABDOMINAL AORTA TO LOWER ARTERY WITH AUTOLOGOUS VENOUS TISSUE, PERCUTANEOUS ENDOSCOPIC APPROACH	041049R
PX_PAD	PAD (PX)	PX10	04104A6	BYPASS ABDOMINAL AORTA TO RIGHT COMMON ILIAC ARTERY WITH AUTOLOGOUS ARTERIAL TISSUE, PERCUTANEOUS ENDOSCOPIC APPROACH	04104A6
PX_PAD	PAD (PX)	PX10	04104A7	BYPASS ABDOMINAL AORTA TO LEFT COMMON ILIAC ARTERY WITH AUTOLOGOUS ARTERIAL TISSUE, PERCUTANEOUS ENDOSCOPIC APPROACH	04104A7
PX_PAD	PAD (PX)	PX10	04104A8	BYPASS ABDOMINAL AORTA TO BILATERAL COMMON ILIAC ARTERIES WITH AUTOLOGOUS ARTERIAL TISSUE, PERCUTANEOUS ENDOSCOPIC APPROACH	04104A8
PX_PAD	PAD (PX)	PX10	04104A9	BYPASS ABDOMINAL AORTA TO RIGHT INTERNAL ILIAC ARTERY WITH AUTOLOGOUS ARTERIAL TISSUE, PERCUTANEOUS ENDOSCOPIC APPROACH	04104A9
PX_PAD	PAD (PX)	PX10	04104AB	BYPASS ABDOMINAL AORTA TO LEFT INTERNAL ILIAC ARTERY WITH AUTOLOGOUS ARTERIAL TISSUE, PERCUTANEOUS ENDOSCOPIC APPROACH	04104AB
PX_PAD	PAD (PX)	PX10	04104AC	BYPASS ABDOMINAL AORTA TO BILATERAL INTERNAL ILIAC ARTERIES WITH AUTOLOGOUS ARTERIAL TISSUE, PERCUTANEOUS ENDOSCOPIC APPROACH	04104AC
PX_PAD	PAD (PX)	PX10	04104AD	BYPASS ABDOMINAL AORTA TO RIGHT EXTERNAL ILIAC ARTERY WITH AUTOLOGOUS ARTERIAL TISSUE, PERCUTANEOUS ENDOSCOPIC APPROACH	04104AD
PX_PAD	PAD (PX)	PX10	04104AF	BYPASS ABDOMINAL AORTA TO LEFT EXTERNAL ILIAC ARTERY WITH AUTOLOGOUS ARTERIAL TISSUE, PERCUTANEOUS ENDOSCOPIC APPROACH	04104AF
PX_PAD	PAD (PX)	PX10	04104AG	BYPASS ABDOMINAL AORTA TO BILATERAL EXTERNAL ILIAC ARTERIES WITH AUTOLOGOUS ARTERIAL TISSUE, PERCUTANEOUS ENDOSCOPIC APPROACH	04104AG
PX_PAD	PAD (PX)	PX10	04104AH	BYPASS ABDOMINAL AORTA TO RIGHT FEMORAL ARTERY WITH AUTOLOGOUS ARTERIAL TISSUE, PERCUTANEOUS ENDOSCOPIC APPROACH	04104AH
PX_PAD	PAD (PX)	PX10	04104AJ	BYPASS ABDOMINAL AORTA TO LEFT FEMORAL ARTERY WITH AUTOLOGOUS ARTERIAL TISSUE, PERCUTANEOUS ENDOSCOPIC APPROACH	04104AJ
PX_PAD	PAD (PX)	PX10	04104AK	BYPASS ABDOMINAL AORTA TO BILATERAL FEMORAL ARTERIES WITH AUTOLOGOUS ARTERIAL TISSUE, PERCUTANEOUS ENDOSCOPIC APPROACH	04104AK
PX_PAD	PAD (PX)	PX10	04104AQ	BYPASS ABDOMINAL AORTA TO LOWER EXTREMITY ARTERY WITH AUTOLOGOUS ARTERIAL TISSUE, PERCUTANEOUS ENDOSCOPIC APPROACH	04104AQ
PX_PAD	PAD (PX)	PX10	04104AR	BYPASS ABDOMINAL AORTA TO LOWER ARTERY WITH AUTOLOGOUS ARTERIAL TISSUE, PERCUTANEOUS ENDOSCOPIC APPROACH	04104AR
PX_PAD	PAD (PX)	PX10	04104J6	BYPASS ABDOMINAL AORTA TO RIGHT COMMON ILIAC ARTERY WITH SYNTHETIC SUBSTITUTE, PERCUTANEOUS ENDOSCOPIC APPROACH	04104J6

Boehringer Ingelheim
Statistical and Epidemiological Analysis Plan (SEAP) for Non-Interventional Study
(NIS)
BI Study Number 1245-0228

Proprietary confidential information © 2023 Boehringer Ingelheim International GmbH or one or more of its affiliated companies

PX_PAD	PAD (PX)	PX10	04104J7	BYPASS ABDOMINAL AORTA TO LEFT COMMON ILIAC ARTERY WITH SYNTHETIC SUBSTITUTE, PERCUTANEOUS ENDOSCOPIC APPROACH	04104J7
PX_PAD	PAD (PX)	PX10	04104J8	BYPASS ABDOMINAL AORTA TO BILATERAL COMMON ILIAC ARTERIES WITH SYNTHETIC SUBSTITUTE, PERCUTANEOUS ENDOSCOPIC APPROACH	04104J8
PX_PAD	PAD (PX)	PX10	04104J9	BYPASS ABDOMINAL AORTA TO RIGHT INTERNAL ILIAC ARTERY WITH SYNTHETIC SUBSTITUTE, PERCUTANEOUS ENDOSCOPIC APPROACH	04104J9
PX_PAD	PAD (PX)	PX10	04104JB	BYPASS ABDOMINAL AORTA TO LEFT INTERNAL ILIAC ARTERY WITH SYNTHETIC SUBSTITUTE, PERCUTANEOUS ENDOSCOPIC APPROACH	04104JB
PX_PAD	PAD (PX)	PX10	04104JC	BYPASS ABDOMINAL AORTA TO BILATERAL INTERNAL ILIAC ARTERIES WITH SYNTHETIC SUBSTITUTE, PERCUTANEOUS ENDOSCOPIC APPROACH	04104JC
PX_PAD	PAD (PX)	PX10	04104JD	BYPASS ABDOMINAL AORTA TO RIGHT EXTERNAL ILIAC ARTERY WITH SYNTHETIC SUBSTITUTE, PERCUTANEOUS ENDOSCOPIC APPROACH	04104JD
PX_PAD	PAD (PX)	PX10	04104JF	BYPASS ABDOMINAL AORTA TO LEFT EXTERNAL ILIAC ARTERY WITH SYNTHETIC SUBSTITUTE, PERCUTANEOUS ENDOSCOPIC APPROACH	04104JF
PX_PAD	PAD (PX)	PX10	04104JG	BYPASS ABDOMINAL AORTA TO BILATERAL EXTERNAL ILIAC ARTERIES WITH SYNTHETIC SUBSTITUTE, PERCUTANEOUS ENDOSCOPIC APPROACH	04104JG
PX_PAD	PAD (PX)	PX10	04104JH	BYPASS ABDOMINAL AORTA TO RIGHT FEMORAL ARTERY WITH SYNTHETIC SUBSTITUTE, PERCUTANEOUS ENDOSCOPIC APPROACH	04104JH
PX_PAD	PAD (PX)	PX10	04104JJ	BYPASS ABDOMINAL AORTA TO LEFT FEMORAL ARTERY WITH SYNTHETIC SUBSTITUTE, PERCUTANEOUS ENDOSCOPIC APPROACH	04104JJ
PX_PAD	PAD (PX)	PX10	04104JK	BYPASS ABDOMINAL AORTA TO BILATERAL FEMORAL ARTERIES WITH SYNTHETIC SUBSTITUTE, PERCUTANEOUS ENDOSCOPIC APPROACH	04104JK
PX_PAD	PAD (PX)	PX10	04104JQ	BYPASS ABDOMINAL AORTA TO LOWER EXTREMITY ARTERY WITH SYNTHETIC SUBSTITUTE, PERCUTANEOUS ENDOSCOPIC APPROACH	04104JQ
PX_PAD	PAD (PX)	PX10	04104JR	BYPASS ABDOMINAL AORTA TO LOWER ARTERY WITH SYNTHETIC SUBSTITUTE, PERCUTANEOUS ENDOSCOPIC APPROACH	04104JR
PX_PAD	PAD (PX)	PX10	04104K6	BYPASS ABDOMINAL AORTA TO RIGHT COMMON ILIAC ARTERY WITH NONAUTOLOGOUS TISSUE SUBSTITUTE, PERCUTANEOUS ENDOSCOPIC APPROACH	04104K6
PX_PAD	PAD (PX)	PX10	04104K7	BYPASS ABDOMINAL AORTA TO LEFT COMMON ILIAC ARTERY WITH NONAUTOLOGOUS TISSUE SUBSTITUTE, PERCUTANEOUS ENDOSCOPIC APPROACH	04104K7
PX_PAD	PAD (PX)	PX10	04104K8	BYPASS ABDOMINAL AORTA TO BILATERAL COMMON ILIAC ARTERIES WITH NONAUTOLOGOUS TISSUE SUBSTITUTE, PERCUTANEOUS ENDOSCOPIC APPROACH	04104K8
PX_PAD	PAD (PX)	PX10	04104K9	BYPASS ABDOMINAL AORTA TO RIGHT INTERNAL ILIAC ARTERY WITH NONAUTOLOGOUS TISSUE SUBSTITUTE, PERCUTANEOUS ENDOSCOPIC APPROACH	04104K9

Boehringer Ingelheim
Statistical and Epidemiological Analysis Plan (SEAP) for Non-Interventional Study
(NIS)
BI Study Number 1245-0228

Proprietary confidential information © 2023 Boehringer Ingelheim International GmbH or one or more of its affiliated companies

PX_PAD	PAD (PX)	PX10	04104KB	BYPASS ABDOMINAL AORTA TO LEFT INTERNAL ILIAC ARTERY WITH NONAUTOLOGOUS TISSUE SUBSTITUTE, PERCUTANEOUS ENDOSCOPIC APPROACH	04104KB
PX_PAD	PAD (PX)	PX10	04104KC	BYPASS ABDOMINAL AORTA TO BILATERAL INTERNAL ILIAC ARTERIES WITH NONAUTOLOGOUS TISSUE SUBSTITUTE, PERCUTANEOUS ENDOSCOPIC APPROACH	04104KC
PX_PAD	PAD (PX)	PX10	04104KD	BYPASS ABDOMINAL AORTA TO RIGHT EXTERNAL ILIAC ARTERY WITH NONAUTOLOGOUS TISSUE SUBSTITUTE, PERCUTANEOUS ENDOSCOPIC APPROACH	04104KD
PX_PAD	PAD (PX)	PX10	04104KF	BYPASS ABDOMINAL AORTA TO LEFT EXTERNAL ILIAC ARTERY WITH NONAUTOLOGOUS TISSUE SUBSTITUTE, PERCUTANEOUS ENDOSCOPIC APPROACH	04104KF
PX_PAD	PAD (PX)	PX10	04104KG	BYPASS ABDOMINAL AORTA TO BILATERAL EXTERNAL ILIAC ARTERIES WITH NONAUTOLOGOUS TISSUE SUBSTITUTE, PERCUTANEOUS ENDOSCOPIC APPROACH	04104KG
PX_PAD	PAD (PX)	PX10	04104KH	BYPASS ABDOMINAL AORTA TO RIGHT FEMORAL ARTERY WITH NONAUTOLOGOUS TISSUE SUBSTITUTE, PERCUTANEOUS ENDOSCOPIC APPROACH	04104KH
PX_PAD	PAD (PX)	PX10	04104KJ	BYPASS ABDOMINAL AORTA TO LEFT FEMORAL ARTERY WITH NONAUTOLOGOUS TISSUE SUBSTITUTE, PERCUTANEOUS ENDOSCOPIC APPROACH	04104KJ
PX_PAD	PAD (PX)	PX10	04104KK	BYPASS ABDOMINAL AORTA TO BILATERAL FEMORAL ARTERIES WITH NONAUTOLOGOUS TISSUE SUBSTITUTE, PERCUTANEOUS ENDOSCOPIC APPROACH	04104KK
PX_PAD	PAD (PX)	PX10	04104KQ	BYPASS ABDOMINAL AORTA TO LOWER EXTREMITY ARTERY WITH NONAUTOLOGOUS TISSUE SUBSTITUTE, PERCUTANEOUS ENDOSCOPIC APPROACH	04104KQ
PX_PAD	PAD (PX)	PX10	04104KR	BYPASS ABDOMINAL AORTA TO LOWER ARTERY WITH NONAUTOLOGOUS TISSUE SUBSTITUTE, PERCUTANEOUS ENDOSCOPIC APPROACH	04104KR
PX_PAD	PAD (PX)	PX10	04104Z6	BYPASS ABDOMINAL AORTA TO RIGHT COMMON ILIAC ARTERY, PERCUTANEOUS ENDOSCOPIC APPROACH	04104Z6
PX_PAD	PAD (PX)	PX10	04104Z7	BYPASS ABDOMINAL AORTA TO LEFT COMMON ILIAC ARTERY, PERCUTANEOUS ENDOSCOPIC APPROACH	04104Z7
PX_PAD	PAD (PX)	PX10	04104Z8	BYPASS ABDOMINAL AORTA TO BILATERAL COMMON ILIAC ARTERIES, PERCUTANEOUS ENDOSCOPIC APPROACH	04104Z8
PX_PAD	PAD (PX)	PX10	04104Z9	BYPASS ABDOMINAL AORTA TO RIGHT INTERNAL ILIAC ARTERY, PERCUTANEOUS ENDOSCOPIC APPROACH	04104Z9
PX_PAD	PAD (PX)	PX10	04104ZB	BYPASS ABDOMINAL AORTA TO LEFT INTERNAL ILIAC ARTERY, PERCUTANEOUS ENDOSCOPIC APPROACH	04104ZB
PX_PAD	PAD (PX)	PX10	04104ZC	BYPASS ABDOMINAL AORTA TO BILATERAL INTERNAL ILIAC ARTERIES, PERCUTANEOUS ENDOSCOPIC APPROACH	04104ZC
PX_PAD	PAD (PX)	PX10	04104ZD	BYPASS ABDOMINAL AORTA TO RIGHT EXTERNAL ILIAC ARTERY, PERCUTANEOUS ENDOSCOPIC APPROACH	04104ZD
PX_PAD	PAD (PX)	PX10	04104ZF	BYPASS ABDOMINAL AORTA TO LEFT EXTERNAL ILIAC ARTERY, PERCUTANEOUS ENDOSCOPIC APPROACH	04104ZF

Boehringer Ingelheim
Statistical and Epidemiological Analysis Plan (SEAP) for Non-Interventional Study
(NIS)
BI Study Number 1245-0228

Proprietary confidential information © 2023 Boehringer Ingelheim International GmbH or one or more of its affiliated companies

PX_PAD	PAD (PX)	PX10	04104ZG	BYPASS ABDOMINAL AORTA TO BILATERAL EXTERNAL ILIAC ARTERIES, PERCUTANEOUS ENDOSCOPIC APPROACH	04104ZG
PX_PAD	PAD (PX)	PX10	04104ZH	BYPASS ABDOMINAL AORTA TO RIGHT FEMORAL ARTERY, PERCUTANEOUS ENDOSCOPIC APPROACH	04104ZH
PX_PAD	PAD (PX)	PX10	04104ZJ	BYPASS ABDOMINAL AORTA TO LEFT FEMORAL ARTERY, PERCUTANEOUS ENDOSCOPIC APPROACH	04104ZJ
PX_PAD	PAD (PX)	PX10	04104ZK	BYPASS ABDOMINAL AORTA TO BILATERAL FEMORAL ARTERIES, PERCUTANEOUS ENDOSCOPIC APPROACH	04104ZK
PX_PAD	PAD (PX)	PX10	04104ZQ	BYPASS ABDOMINAL AORTA TO LOWER EXTREMITY ARTERY, PERCUTANEOUS ENDOSCOPIC APPROACH	04104ZQ
PX_PAD	PAD (PX)	PX10	04104ZR	BYPASS ABDOMINAL AORTA TO LOWER ARTERY, PERCUTANEOUS ENDOSCOPIC APPROACH	04104ZR
PX_PAD	PAD (PX)	PX10	041C09H	BYPASS RIGHT COMMON ILIAC ARTERY TO RIGHT FEMORAL ARTERY WITH AUTOLOGOUS VENOUS TISSUE, OPEN APPROACH	041C09H
PX_PAD	PAD (PX)	PX10	041C09J	BYPASS RIGHT COMMON ILIAC ARTERY TO LEFT FEMORAL ARTERY WITH AUTOLOGOUS VENOUS TISSUE, OPEN APPROACH	041C09J
PX_PAD	PAD (PX)	PX10	041C09K	BYPASS RIGHT COMMON ILIAC ARTERY TO BILATERAL FEMORAL ARTERIES WITH AUTOLOGOUS VENOUS TISSUE, OPEN APPROACH	041C09K
PX_PAD	PAD (PX)	PX10	041C0AH	BYPASS RIGHT COMMON ILIAC ARTERY TO RIGHT FEMORAL ARTERY WITH AUTOLOGOUS ARTERIAL TISSUE, OPEN APPROACH	041C0AH
PX_PAD	PAD (PX)	PX10	041C0AJ	BYPASS RIGHT COMMON ILIAC ARTERY TO LEFT FEMORAL ARTERY WITH AUTOLOGOUS ARTERIAL TISSUE, OPEN APPROACH	041C0AJ
PX_PAD	PAD (PX)	PX10	041C0AK	BYPASS RIGHT COMMON ILIAC ARTERY TO BILATERAL FEMORAL ARTERIES WITH AUTOLOGOUS ARTERIAL TISSUE, OPEN APPROACH	041C0AK
PX_PAD	PAD (PX)	PX10	041C0JH	BYPASS RIGHT COMMON ILIAC ARTERY TO RIGHT FEMORAL ARTERY WITH SYNTHETIC SUBSTITUTE, OPEN APPROACH	041C0JH
PX_PAD	PAD (PX)	PX10	041C0JJ	BYPASS RIGHT COMMON ILIAC ARTERY TO LEFT FEMORAL ARTERY WITH SYNTHETIC SUBSTITUTE, OPEN APPROACH	041C0JJ
PX_PAD	PAD (PX)	PX10	041C0JK	BYPASS RIGHT COMMON ILIAC ARTERY TO BILATERAL FEMORAL ARTERIES WITH SYNTHETIC SUBSTITUTE, OPEN APPROACH	041C0JK
PX_PAD	PAD (PX)	PX10	041C0KH	BYPASS RIGHT COMMON ILIAC ARTERY TO RIGHT FEMORAL ARTERY WITH NONAUTOLOGOUS TISSUE SUBSTITUTE, OPEN APPROACH	041C0KH
PX_PAD	PAD (PX)	PX10	041C0KJ	BYPASS RIGHT COMMON ILIAC ARTERY TO LEFT FEMORAL ARTERY WITH NONAUTOLOGOUS TISSUE SUBSTITUTE, OPEN APPROACH	041C0KJ
PX_PAD	PAD (PX)	PX10	041C0KK	BYPASS RIGHT COMMON ILIAC ARTERY TO BILATERAL FEMORAL ARTERIES WITH NONAUTOLOGOUS TISSUE SUBSTITUTE, OPEN APPROACH	041C0KK
PX_PAD	PAD (PX)	PX10	041C0ZH	BYPASS RIGHT COMMON ILIAC ARTERY TO RIGHT FEMORAL ARTERY, OPEN APPROACH	041C0ZH
PX_PAD	PAD (PX)	PX10	041C0ZJ	BYPASS RIGHT COMMON ILIAC ARTERY TO LEFT FEMORAL ARTERY, OPEN APPROACH	041C0ZJ
PX_PAD	PAD (PX)	PX10	041C0ZK	BYPASS RIGHT COMMON ILIAC ARTERY TO BILATERAL FEMORAL ARTERIES, OPEN APPROACH	041C0ZK

Boehringer Ingelheim
Statistical and Epidemiological Analysis Plan (SEAP) for Non-Interventional Study
(NIS)
BI Study Number 1245-0228

Proprietary confidential information © 2023 Boehringer Ingelheim International GmbH or one or more of its affiliated companies

PX_PAD	PAD (PX)	PX10	041C49H	BYPASS RIGHT COMMON ILIAC ARTERY TO RIGHT FEMORAL ARTERY WITH AUTOLOGOUS VENOUS TISSUE, PERCUTANEOUS ENDOSCOPIC APPROACH	041C49H
PX_PAD	PAD (PX)	PX10	041C49J	BYPASS RIGHT COMMON ILIAC ARTERY TO LEFT FEMORAL ARTERY WITH AUTOLOGOUS VENOUS TISSUE, PERCUTANEOUS ENDOSCOPIC APPROACH	041C49J
PX_PAD	PAD (PX)	PX10	041C49K	BYPASS RIGHT COMMON ILIAC ARTERY TO BILATERAL FEMORAL ARTERIES WITH AUTOLOGOUS VENOUS TISSUE, PERCUTANEOUS ENDOSCOPIC APPROACH	041C49K
PX_PAD	PAD (PX)	PX10	041C4AH	BYPASS RIGHT COMMON ILIAC ARTERY TO RIGHT FEMORAL ARTERY WITH AUTOLOGOUS ARTERIAL TISSUE, PERCUTANEOUS ENDOSCOPIC APPROACH	041C4AH
PX_PAD	PAD (PX)	PX10	041C4AJ	BYPASS RIGHT COMMON ILIAC ARTERY TO LEFT FEMORAL ARTERY WITH AUTOLOGOUS ARTERIAL TISSUE, PERCUTANEOUS ENDOSCOPIC APPROACH	041C4AJ
PX_PAD	PAD (PX)	PX10	041C4AK	BYPASS RIGHT COMMON ILIAC ARTERY TO BILATERAL FEMORAL ARTERIES WITH AUTOLOGOUS ARTERIAL TISSUE, PERCUTANEOUS ENDOSCOPIC APPROACH	041C4AK
PX_PAD	PAD (PX)	PX10	041C4JH	BYPASS RIGHT COMMON ILIAC ARTERY TO RIGHT FEMORAL ARTERY WITH SYNTHETIC SUBSTITUTE, PERCUTANEOUS ENDOSCOPIC APPROACH	041C4JH
PX_PAD	PAD (PX)	PX10	041C4JJ	BYPASS RIGHT COMMON ILIAC ARTERY TO LEFT FEMORAL ARTERY WITH SYNTHETIC SUBSTITUTE, PERCUTANEOUS ENDOSCOPIC APPROACH	041C4JJ
PX_PAD	PAD (PX)	PX10	041C4JK	BYPASS RIGHT COMMON ILIAC ARTERY TO BILATERAL FEMORAL ARTERIES WITH SYNTHETIC SUBSTITUTE, PERCUTANEOUS ENDOSCOPIC APPROACH	041C4JK
PX_PAD	PAD (PX)	PX10	041C4KH	BYPASS RIGHT COMMON ILIAC ARTERY TO RIGHT FEMORAL ARTERY WITH NONAUTOLOGOUS TISSUE SUBSTITUTE, PERCUTANEOUS ENDOSCOPIC APPROACH	041C4KH
PX_PAD	PAD (PX)	PX10	041C4KJ	BYPASS RIGHT COMMON ILIAC ARTERY TO LEFT FEMORAL ARTERY WITH NONAUTOLOGOUS TISSUE SUBSTITUTE, PERCUTANEOUS ENDOSCOPIC APPROACH	041C4KJ
PX_PAD	PAD (PX)	PX10	041C4KK	BYPASS RIGHT COMMON ILIAC ARTERY TO BILATERAL FEMORAL ARTERIES WITH NONAUTOLOGOUS TISSUE SUBSTITUTE, PERCUTANEOUS ENDOSCOPIC APPROACH	041C4KK
PX_PAD	PAD (PX)	PX10	041C4ZH	BYPASS RIGHT COMMON ILIAC ARTERY TO RIGHT FEMORAL ARTERY, PERCUTANEOUS ENDOSCOPIC APPROACH	041C4ZH
PX_PAD	PAD (PX)	PX10	041C4ZJ	BYPASS RIGHT COMMON ILIAC ARTERY TO LEFT FEMORAL ARTERY, PERCUTANEOUS ENDOSCOPIC APPROACH	041C4ZJ
PX_PAD	PAD (PX)	PX10	041C4ZK	BYPASS RIGHT COMMON ILIAC ARTERY TO BILATERAL FEMORAL ARTERIES, PERCUTANEOUS ENDOSCOPIC APPROACH	041C4ZK
PX_PAD	PAD (PX)	PX10	041D09H	BYPASS LEFT COMMON ILIAC ARTERY TO RIGHT FEMORAL ARTERY WITH AUTOLOGOUS VENOUS TISSUE, OPEN APPROACH	041D09H
PX_PAD	PAD (PX)	PX10	041D09J	BYPASS LEFT COMMON ILIAC ARTERY TO LEFT FEMORAL ARTERY WITH AUTOLOGOUS VENOUS TISSUE, OPEN APPROACH	041D09J

Boehringer Ingelheim
Statistical and Epidemiological Analysis Plan (SEAP) for Non-Interventional Study
(NIS)
BI Study Number 1245-0228

Proprietary confidential information © 2023 Boehringer Ingelheim International GmbH or one or more of its affiliated companies

PX_PAD	PAD (PX)	PX10	041D09K	BYPASS LEFT COMMON ILIAC ARTERY TO BILATERAL FEMORAL ARTERIES WITH AUTOLOGOUS VENOUS TISSUE, OPEN APPROACH	041D09K
PX_PAD	PAD (PX)	PX10	041D0AH	BYPASS LEFT COMMON ILIAC ARTERY TO RIGHT FEMORAL ARTERY WITH AUTOLOGOUS ARTERIAL TISSUE, OPEN APPROACH	041D0AH
PX_PAD	PAD (PX)	PX10	041D0AJ	BYPASS LEFT COMMON ILIAC ARTERY TO LEFT FEMORAL ARTERY WITH AUTOLOGOUS ARTERIAL TISSUE, OPEN APPROACH	041D0AJ
PX_PAD	PAD (PX)	PX10	041D0AK	BYPASS LEFT COMMON ILIAC ARTERY TO BILATERAL FEMORAL ARTERIES WITH AUTOLOGOUS ARTERIAL TISSUE, OPEN APPROACH	041D0AK
PX_PAD	PAD (PX)	PX10	041D0JH	BYPASS LEFT COMMON ILIAC ARTERY TO RIGHT FEMORAL ARTERY WITH SYNTHETIC SUBSTITUTE, OPEN APPROACH	041D0JH
PX_PAD	PAD (PX)	PX10	041D0JJ	BYPASS LEFT COMMON ILIAC ARTERY TO LEFT FEMORAL ARTERY WITH SYNTHETIC SUBSTITUTE, OPEN APPROACH	041D0JJ
PX_PAD	PAD (PX)	PX10	041D0JK	BYPASS LEFT COMMON ILIAC ARTERY TO BILATERAL FEMORAL ARTERIES WITH SYNTHETIC SUBSTITUTE, OPEN APPROACH	041D0JK
PX_PAD	PAD (PX)	PX10	041D0KH	BYPASS LEFT COMMON ILIAC ARTERY TO RIGHT FEMORAL ARTERY WITH NONAUTOLOGOUS TISSUE SUBSTITUTE, OPEN APPROACH	041D0KH
PX_PAD	PAD (PX)	PX10	041D0KJ	BYPASS LEFT COMMON ILIAC ARTERY TO LEFT FEMORAL ARTERY WITH NONAUTOLOGOUS TISSUE SUBSTITUTE, OPEN APPROACH	041D0KJ
PX_PAD	PAD (PX)	PX10	041D0KK	BYPASS LEFT COMMON ILIAC ARTERY TO BILATERAL FEMORAL ARTERIES WITH NONAUTOLOGOUS TISSUE SUBSTITUTE, OPEN APPROACH	041D0KK
PX_PAD	PAD (PX)	PX10	041D0ZH	BYPASS LEFT COMMON ILIAC ARTERY TO RIGHT FEMORAL ARTERY, OPEN APPROACH	041D0ZH
PX_PAD	PAD (PX)	PX10	041D0ZJ	BYPASS LEFT COMMON ILIAC ARTERY TO LEFT FEMORAL ARTERY, OPEN APPROACH	041D0ZJ
PX_PAD	PAD (PX)	PX10	041D0ZK	BYPASS LEFT COMMON ILIAC ARTERY TO BILATERAL FEMORAL ARTERIES, OPEN APPROACH	041D0ZK
PX_PAD	PAD (PX)	PX10	041D49H	BYPASS LEFT COMMON ILIAC ARTERY TO RIGHT FEMORAL ARTERY WITH AUTOLOGOUS VENOUS TISSUE, PERCUTANEOUS ENDOSCOPIC APPROACH	041D49H
PX_PAD	PAD (PX)	PX10	041D49J	BYPASS LEFT COMMON ILIAC ARTERY TO LEFT FEMORAL ARTERY WITH AUTOLOGOUS VENOUS TISSUE, PERCUTANEOUS ENDOSCOPIC APPROACH	041D49J
PX_PAD	PAD (PX)	PX10	041D49K	BYPASS LEFT COMMON ILIAC ARTERY TO BILATERAL FEMORAL ARTERIES WITH AUTOLOGOUS VENOUS TISSUE, PERCUTANEOUS ENDOSCOPIC APPROACH	041D49K
PX_PAD	PAD (PX)	PX10	041D4AH	BYPASS LEFT COMMON ILIAC ARTERY TO RIGHT FEMORAL ARTERY WITH AUTOLOGOUS ARTERIAL TISSUE, PERCUTANEOUS ENDOSCOPIC APPROACH	041D4AH
PX_PAD	PAD (PX)	PX10	041D4AJ	BYPASS LEFT COMMON ILIAC ARTERY TO LEFT FEMORAL ARTERY WITH AUTOLOGOUS ARTERIAL TISSUE, PERCUTANEOUS ENDOSCOPIC APPROACH	041D4AJ
PX_PAD	PAD (PX)	PX10	041D4AK	BYPASS LEFT COMMON ILIAC ARTERY TO BILATERAL FEMORAL ARTERIES WITH AUTOLOGOUS ARTERIAL TISSUE, PERCUTANEOUS ENDOSCOPIC APPROACH	041D4AK

Boehringer Ingelheim
Statistical and Epidemiological Analysis Plan (SEAP) for Non-Interventional Study
(NIS)
BI Study Number 1245-0228

Proprietary confidential information © 2023 Boehringer Ingelheim International GmbH or one or more of its affiliated companies

PX_PAD	PAD (PX)	PX10	041D4JH	BYPASS LEFT COMMON ILIAC ARTERY TO RIGHT FEMORAL ARTERY WITH SYNTHETIC SUBSTITUTE, PERCUTANEOUS ENDOSCOPIC APPROACH	041D4JH
PX_PAD	PAD (PX)	PX10	041D4JJ	BYPASS LEFT COMMON ILIAC ARTERY TO LEFT FEMORAL ARTERY WITH SYNTHETIC SUBSTITUTE, PERCUTANEOUS ENDOSCOPIC APPROACH	041D4JJ
PX_PAD	PAD (PX)	PX10	041D4JK	BYPASS LEFT COMMON ILIAC ARTERY TO BILATERAL FEMORAL ARTERIES WITH SYNTHETIC SUBSTITUTE, PERCUTANEOUS ENDOSCOPIC APPROACH	041D4JK
PX_PAD	PAD (PX)	PX10	041D4KH	BYPASS LEFT COMMON ILIAC ARTERY TO RIGHT FEMORAL ARTERY WITH NONAUTOLOGOUS TISSUE SUBSTITUTE, PERCUTANEOUS ENDOSCOPIC APPROACH	041D4KH
PX_PAD	PAD (PX)	PX10	041D4KJ	BYPASS LEFT COMMON ILIAC ARTERY TO LEFT FEMORAL ARTERY WITH NONAUTOLOGOUS TISSUE SUBSTITUTE, PERCUTANEOUS ENDOSCOPIC APPROACH	041D4KJ
PX_PAD	PAD (PX)	PX10	041D4KK	BYPASS LEFT COMMON ILIAC ARTERY TO BILATERAL FEMORAL ARTERIES WITH NONAUTOLOGOUS TISSUE SUBSTITUTE, PERCUTANEOUS ENDOSCOPIC APPROACH	041D4KK
PX_PAD	PAD (PX)	PX10	041D4ZH	BYPASS LEFT COMMON ILIAC ARTERY TO RIGHT FEMORAL ARTERY, PERCUTANEOUS ENDOSCOPIC APPROACH	041D4ZH
PX_PAD	PAD (PX)	PX10	041D4ZJ	BYPASS LEFT COMMON ILIAC ARTERY TO LEFT FEMORAL ARTERY, PERCUTANEOUS ENDOSCOPIC APPROACH	041D4ZJ
PX_PAD	PAD (PX)	PX10	041D4ZK	BYPASS LEFT COMMON ILIAC ARTERY TO BILATERAL FEMORAL ARTERIES, PERCUTANEOUS ENDOSCOPIC APPROACH	041D4ZK
PX_PAD	PAD (PX)	PX10	041E09H	BYPASS RIGHT INTERNAL ILIAC ARTERY TO RIGHT FEMORAL ARTERY WITH AUTOLOGOUS VENOUS TISSUE, OPEN APPROACH	041E09H
PX_PAD	PAD (PX)	PX10	041E09J	BYPASS RIGHT INTERNAL ILIAC ARTERY TO LEFT FEMORAL ARTERY WITH AUTOLOGOUS VENOUS TISSUE, OPEN APPROACH	041E09J
PX_PAD	PAD (PX)	PX10	041E09K	BYPASS RIGHT INTERNAL ILIAC ARTERY TO BILATERAL FEMORAL ARTERIES WITH AUTOLOGOUS VENOUS TISSUE, OPEN APPROACH	041E09K
PX_PAD	PAD (PX)	PX10	041E0AH	BYPASS RIGHT INTERNAL ILIAC ARTERY TO RIGHT FEMORAL ARTERY WITH AUTOLOGOUS ARTERIAL TISSUE, OPEN APPROACH	041E0AH
PX_PAD	PAD (PX)	PX10	041E0AJ	BYPASS RIGHT INTERNAL ILIAC ARTERY TO LEFT FEMORAL ARTERY WITH AUTOLOGOUS ARTERIAL TISSUE, OPEN APPROACH	041E0AJ
PX_PAD	PAD (PX)	PX10	041E0AK	BYPASS RIGHT INTERNAL ILIAC ARTERY TO BILATERAL FEMORAL ARTERIES WITH AUTOLOGOUS ARTERIAL TISSUE, OPEN APPROACH	041E0AK
PX_PAD	PAD (PX)	PX10	041E0JH	BYPASS RIGHT INTERNAL ILIAC ARTERY TO RIGHT FEMORAL ARTERY WITH SYNTHETIC SUBSTITUTE, OPEN APPROACH	041E0JH
PX_PAD	PAD (PX)	PX10	041E0JJ	BYPASS RIGHT INTERNAL ILIAC ARTERY TO LEFT FEMORAL ARTERY WITH SYNTHETIC SUBSTITUTE, OPEN APPROACH	041E0JJ
PX_PAD	PAD (PX)	PX10	041E0JK	BYPASS RIGHT INTERNAL ILIAC ARTERY TO BILATERAL FEMORAL ARTERIES WITH SYNTHETIC SUBSTITUTE, OPEN APPROACH	041E0JK

Boehringer Ingelheim
Statistical and Epidemiological Analysis Plan (SEAP) for Non-Interventional Study
(NIS)
BI Study Number 1245-0228

Proprietary confidential information © 2023 Boehringer Ingelheim International GmbH or one or more of its affiliated companies

PX_PAD	PAD (PX)	PX10	041E0KH	BYPASS RIGHT INTERNAL ILIAC ARTERY TO RIGHT FEMORAL ARTERY WITH NONAUTOLOGOUS TISSUE SUBSTITUTE, OPEN APPROACH	041E0KH
PX_PAD	PAD (PX)	PX10	041E0KJ	BYPASS RIGHT INTERNAL ILIAC ARTERY TO LEFT FEMORAL ARTERY WITH NONAUTOLOGOUS TISSUE SUBSTITUTE, OPEN APPROACH	041E0KJ
PX_PAD	PAD (PX)	PX10	041E0KK	BYPASS RIGHT INTERNAL ILIAC ARTERY TO BILATERAL FEMORAL ARTERIES WITH NONAUTOLOGOUS TISSUE SUBSTITUTE, OPEN APPROACH	041E0KK
PX_PAD	PAD (PX)	PX10	041E0ZH	BYPASS RIGHT INTERNAL ILIAC ARTERY TO RIGHT FEMORAL ARTERY, OPEN APPROACH	041E0ZH
PX_PAD	PAD (PX)	PX10	041E0ZJ	BYPASS RIGHT INTERNAL ILIAC ARTERY TO LEFT FEMORAL ARTERY, OPEN APPROACH	041E0ZJ
PX_PAD	PAD (PX)	PX10	041E0ZK	BYPASS RIGHT INTERNAL ILIAC ARTERY TO BILATERAL FEMORAL ARTERIES, OPEN APPROACH	041E0ZK
PX_PAD	PAD (PX)	PX10	041E49H	BYPASS RIGHT INTERNAL ILIAC ARTERY TO RIGHT FEMORAL ARTERY WITH AUTOLOGOUS VENOUS TISSUE, PERCUTANEOUS ENDOSCOPIC APPROACH	041E49H
PX_PAD	PAD (PX)	PX10	041E49J	BYPASS RIGHT INTERNAL ILIAC ARTERY TO LEFT FEMORAL ARTERY WITH AUTOLOGOUS VENOUS TISSUE, PERCUTANEOUS ENDOSCOPIC APPROACH	041E49J
PX_PAD	PAD (PX)	PX10	041E49K	BYPASS RIGHT INTERNAL ILIAC ARTERY TO BILATERAL FEMORAL ARTERIES WITH AUTOLOGOUS VENOUS TISSUE, PERCUTANEOUS ENDOSCOPIC APPROACH	041E49K
PX_PAD	PAD (PX)	PX10	041E4AH	BYPASS RIGHT INTERNAL ILIAC ARTERY TO RIGHT FEMORAL ARTERY WITH AUTOLOGOUS ARTERIAL TISSUE, PERCUTANEOUS ENDOSCOPIC APPROACH	041E4AH
PX_PAD	PAD (PX)	PX10	041E4AJ	BYPASS RIGHT INTERNAL ILIAC ARTERY TO LEFT FEMORAL ARTERY WITH AUTOLOGOUS ARTERIAL TISSUE, PERCUTANEOUS ENDOSCOPIC APPROACH	041E4AJ
PX_PAD	PAD (PX)	PX10	041E4AK	BYPASS RIGHT INTERNAL ILIAC ARTERY TO BILATERAL FEMORAL ARTERIES WITH AUTOLOGOUS ARTERIAL TISSUE, PERCUTANEOUS ENDOSCOPIC APPROACH	041E4AK
PX_PAD	PAD (PX)	PX10	041E4JH	BYPASS RIGHT INTERNAL ILIAC ARTERY TO RIGHT FEMORAL ARTERY WITH SYNTHETIC SUBSTITUTE, PERCUTANEOUS ENDOSCOPIC APPROACH	041E4JH
PX_PAD	PAD (PX)	PX10	041E4JJ	BYPASS RIGHT INTERNAL ILIAC ARTERY TO LEFT FEMORAL ARTERY WITH SYNTHETIC SUBSTITUTE, PERCUTANEOUS ENDOSCOPIC APPROACH	041E4JJ
PX_PAD	PAD (PX)	PX10	041E4JK	BYPASS RIGHT INTERNAL ILIAC ARTERY TO BILATERAL FEMORAL ARTERIES WITH SYNTHETIC SUBSTITUTE, PERCUTANEOUS ENDOSCOPIC APPROACH	041E4JK
PX_PAD	PAD (PX)	PX10	041E4KH	BYPASS RIGHT INTERNAL ILIAC ARTERY TO RIGHT FEMORAL ARTERY WITH NONAUTOLOGOUS TISSUE SUBSTITUTE, PERCUTANEOUS ENDOSCOPIC APPROACH	041E4KH
PX_PAD	PAD (PX)	PX10	041E4KJ	BYPASS RIGHT INTERNAL ILIAC ARTERY TO LEFT FEMORAL ARTERY WITH NONAUTOLOGOUS TISSUE SUBSTITUTE, PERCUTANEOUS ENDOSCOPIC APPROACH	041E4KJ

Boehringer Ingelheim
Statistical and Epidemiological Analysis Plan (SEAP) for Non-Interventional Study
(NIS)
BI Study Number 1245-0228

Proprietary confidential information © 2023 Boehringer Ingelheim International GmbH or one or more of its affiliated companies

PX_PAD	PAD (PX)	PX10	041E4KK	BYPASS RIGHT INTERNAL ILIAC ARTERY TO BILATERAL FEMORAL ARTERIES WITH NONAUTOLOGOUS TISSUE SUBSTITUTE, PERCUTANEOUS ENDOSCOPIC APPROACH	041E4KK
PX_PAD	PAD (PX)	PX10	041E4ZH	BYPASS RIGHT INTERNAL ILIAC ARTERY TO RIGHT FEMORAL ARTERY, PERCUTANEOUS ENDOSCOPIC APPROACH	041E4ZH
PX_PAD	PAD (PX)	PX10	041E4ZJ	BYPASS RIGHT INTERNAL ILIAC ARTERY TO LEFT FEMORAL ARTERY, PERCUTANEOUS ENDOSCOPIC APPROACH	041E4ZJ
PX_PAD	PAD (PX)	PX10	041E4ZK	BYPASS RIGHT INTERNAL ILIAC ARTERY TO BILATERAL FEMORAL ARTERIES, PERCUTANEOUS ENDOSCOPIC APPROACH	041E4ZK
PX_PAD	PAD (PX)	PX10	041F09H	BYPASS LEFT INTERNAL ILIAC ARTERY TO RIGHT FEMORAL ARTERY WITH AUTOLOGOUS VENOUS TISSUE, OPEN APPROACH	041F09H
PX_PAD	PAD (PX)	PX10	041F09J	BYPASS LEFT INTERNAL ILIAC ARTERY TO LEFT FEMORAL ARTERY WITH AUTOLOGOUS VENOUS TISSUE, OPEN APPROACH	041F09J
PX_PAD	PAD (PX)	PX10	041F09K	BYPASS LEFT INTERNAL ILIAC ARTERY TO BILATERAL FEMORAL ARTERIES WITH AUTOLOGOUS VENOUS TISSUE, OPEN APPROACH	041F09K
PX_PAD	PAD (PX)	PX10	041F0AH	BYPASS LEFT INTERNAL ILIAC ARTERY TO RIGHT FEMORAL ARTERY WITH AUTOLOGOUS ARTERIAL TISSUE, OPEN APPROACH	041F0AH
PX_PAD	PAD (PX)	PX10	041F0AJ	BYPASS LEFT INTERNAL ILIAC ARTERY TO LEFT FEMORAL ARTERY WITH AUTOLOGOUS ARTERIAL TISSUE, OPEN APPROACH	041F0AJ
PX_PAD	PAD (PX)	PX10	041F0AK	BYPASS LEFT INTERNAL ILIAC ARTERY TO BILATERAL FEMORAL ARTERIES WITH AUTOLOGOUS ARTERIAL TISSUE, OPEN APPROACH	041F0AK
PX_PAD	PAD (PX)	PX10	041F0JH	BYPASS LEFT INTERNAL ILIAC ARTERY TO RIGHT FEMORAL ARTERY WITH SYNTHETIC SUBSTITUTE, OPEN APPROACH	041F0JH
PX_PAD	PAD (PX)	PX10	041F0JJ	BYPASS LEFT INTERNAL ILIAC ARTERY TO LEFT FEMORAL ARTERY WITH SYNTHETIC SUBSTITUTE, OPEN APPROACH	041F0JJ
PX_PAD	PAD (PX)	PX10	041F0JK	BYPASS LEFT INTERNAL ILIAC ARTERY TO BILATERAL FEMORAL ARTERIES WITH SYNTHETIC SUBSTITUTE, OPEN APPROACH	041F0JK
PX_PAD	PAD (PX)	PX10	041F0KH	BYPASS LEFT INTERNAL ILIAC ARTERY TO RIGHT FEMORAL ARTERY WITH NONAUTOLOGOUS TISSUE SUBSTITUTE, OPEN APPROACH	041F0KH
PX_PAD	PAD (PX)	PX10	041F0KJ	BYPASS LEFT INTERNAL ILIAC ARTERY TO LEFT FEMORAL ARTERY WITH NONAUTOLOGOUS TISSUE SUBSTITUTE, OPEN APPROACH	041F0KJ
PX_PAD	PAD (PX)	PX10	041F0KK	BYPASS LEFT INTERNAL ILIAC ARTERY TO BILATERAL FEMORAL ARTERIES WITH NONAUTOLOGOUS TISSUE SUBSTITUTE, OPEN APPROACH	041F0KK
PX_PAD	PAD (PX)	PX10	041F0ZH	BYPASS LEFT INTERNAL ILIAC ARTERY TO RIGHT FEMORAL ARTERY, OPEN APPROACH	041F0ZH
PX_PAD	PAD (PX)	PX10	041F0ZJ	BYPASS LEFT INTERNAL ILIAC ARTERY TO LEFT FEMORAL ARTERY, OPEN APPROACH	041F0ZJ
PX_PAD	PAD (PX)	PX10	041F0ZK	BYPASS LEFT INTERNAL ILIAC ARTERY TO BILATERAL FEMORAL ARTERIES, OPEN APPROACH	041F0ZK
PX_PAD	PAD (PX)	PX10	041F49H	BYPASS LEFT INTERNAL ILIAC ARTERY TO RIGHT FEMORAL ARTERY WITH AUTOLOGOUS VENOUS TISSUE, PERCUTANEOUS ENDOSCOPIC APPROACH	041F49H

Boehringer Ingelheim
Statistical and Epidemiological Analysis Plan (SEAP) for Non-Interventional Study
(NIS)
BI Study Number 1245-0228

Proprietary confidential information © 2023 Boehringer Ingelheim International GmbH or one or more of its affiliated companies

PX_PAD	PAD (PX)	PX10	041F49J	BYPASS LEFT INTERNAL ILIAC ARTERY TO LEFT FEMORAL ARTERY WITH AUTOLOGOUS VENOUS TISSUE, PERCUTANEOUS ENDOSCOPIC APPROACH	041F49J
PX_PAD	PAD (PX)	PX10	041F49K	BYPASS LEFT INTERNAL ILIAC ARTERY TO BILATERAL FEMORAL ARTERIES WITH AUTOLOGOUS VENOUS TISSUE, PERCUTANEOUS ENDOSCOPIC APPROACH	041F49K
PX_PAD	PAD (PX)	PX10	041F4AH	BYPASS LEFT INTERNAL ILIAC ARTERY TO RIGHT FEMORAL ARTERY WITH AUTOLOGOUS ARTERIAL TISSUE, PERCUTANEOUS ENDOSCOPIC APPROACH	041F4AH
PX_PAD	PAD (PX)	PX10	041F4AJ	BYPASS LEFT INTERNAL ILIAC ARTERY TO LEFT FEMORAL ARTERY WITH AUTOLOGOUS ARTERIAL TISSUE, PERCUTANEOUS ENDOSCOPIC APPROACH	041F4AJ
PX_PAD	PAD (PX)	PX10	041F4AK	BYPASS LEFT INTERNAL ILIAC ARTERY TO BILATERAL FEMORAL ARTERIES WITH AUTOLOGOUS ARTERIAL TISSUE, PERCUTANEOUS ENDOSCOPIC APPROACH	041F4AK
PX_PAD	PAD (PX)	PX10	041F4JH	BYPASS LEFT INTERNAL ILIAC ARTERY TO RIGHT FEMORAL ARTERY WITH SYNTHETIC SUBSTITUTE, PERCUTANEOUS ENDOSCOPIC APPROACH	041F4JH
PX_PAD	PAD (PX)	PX10	041F4JJ	BYPASS LEFT INTERNAL ILIAC ARTERY TO LEFT FEMORAL ARTERY WITH SYNTHETIC SUBSTITUTE, PERCUTANEOUS ENDOSCOPIC APPROACH	041F4JJ
PX_PAD	PAD (PX)	PX10	041F4JK	BYPASS LEFT INTERNAL ILIAC ARTERY TO BILATERAL FEMORAL ARTERIES WITH SYNTHETIC SUBSTITUTE, PERCUTANEOUS ENDOSCOPIC APPROACH	041F4JK
PX_PAD	PAD (PX)	PX10	041F4KH	BYPASS LEFT INTERNAL ILIAC ARTERY TO RIGHT FEMORAL ARTERY WITH NONAUTOLOGOUS TISSUE SUBSTITUTE, PERCUTANEOUS ENDOSCOPIC APPROACH	041F4KH
PX_PAD	PAD (PX)	PX10	041F4KJ	BYPASS LEFT INTERNAL ILIAC ARTERY TO LEFT FEMORAL ARTERY WITH NONAUTOLOGOUS TISSUE SUBSTITUTE, PERCUTANEOUS ENDOSCOPIC APPROACH	041F4KJ
PX_PAD	PAD (PX)	PX10	041F4KK	BYPASS LEFT INTERNAL ILIAC ARTERY TO BILATERAL FEMORAL ARTERIES WITH NONAUTOLOGOUS TISSUE SUBSTITUTE, PERCUTANEOUS ENDOSCOPIC APPROACH	041F4KK
PX_PAD	PAD (PX)	PX10	041F4ZH	BYPASS LEFT INTERNAL ILIAC ARTERY TO RIGHT FEMORAL ARTERY, PERCUTANEOUS ENDOSCOPIC APPROACH	041F4ZH
PX_PAD	PAD (PX)	PX10	041F4ZJ	BYPASS LEFT INTERNAL ILIAC ARTERY TO LEFT FEMORAL ARTERY, PERCUTANEOUS ENDOSCOPIC APPROACH	041F4ZJ
PX_PAD	PAD (PX)	PX10	041F4ZK	BYPASS LEFT INTERNAL ILIAC ARTERY TO BILATERAL FEMORAL ARTERIES, PERCUTANEOUS ENDOSCOPIC APPROACH	041F4ZK
PX_PAD	PAD (PX)	PX10	041H09H	BYPASS RIGHT EXTERNAL ILIAC ARTERY TO RIGHT FEMORAL ARTERY WITH AUTOLOGOUS VENOUS TISSUE, OPEN APPROACH	041H09H
PX_PAD	PAD (PX)	PX10	041H09J	BYPASS RIGHT EXTERNAL ILIAC ARTERY TO LEFT FEMORAL ARTERY WITH AUTOLOGOUS VENOUS TISSUE, OPEN APPROACH	041H09J
PX_PAD	PAD (PX)	PX10	041H09K	BYPASS RIGHT EXTERNAL ILIAC ARTERY TO BILATERAL FEMORAL ARTERIES WITH AUTOLOGOUS VENOUS TISSUE, OPEN APPROACH	041H09K

Boehringer Ingelheim
Statistical and Epidemiological Analysis Plan (SEAP) for Non-Interventional Study
(NIS)
BI Study Number 1245-0228

Proprietary confidential information © 2023 Boehringer Ingelheim International GmbH or one or more of its affiliated companies

PX_PAD	PAD (PX)	PX10	041H0AH	BYPASS RIGHT EXTERNAL ILIAC ARTERY TO RIGHT FEMORAL ARTERY WITH AUTOLOGOUS ARTERIAL TISSUE, OPEN APPROACH	041H0AH
PX_PAD	PAD (PX)	PX10	041H0AJ	BYPASS RIGHT EXTERNAL ILIAC ARTERY TO LEFT FEMORAL ARTERY WITH AUTOLOGOUS ARTERIAL TISSUE, OPEN APPROACH	041H0AJ
PX_PAD	PAD (PX)	PX10	041H0AK	BYPASS RIGHT EXTERNAL ILIAC ARTERY TO BILATERAL FEMORAL ARTERIES WITH AUTOLOGOUS ARTERIAL TISSUE, OPEN APPROACH	041H0AK
PX_PAD	PAD (PX)	PX10	041H0JH	BYPASS RIGHT EXTERNAL ILIAC ARTERY TO RIGHT FEMORAL ARTERY WITH SYNTHETIC SUBSTITUTE, OPEN APPROACH	041H0JH
PX_PAD	PAD (PX)	PX10	041H0JJ	BYPASS RIGHT EXTERNAL ILIAC ARTERY TO LEFT FEMORAL ARTERY WITH SYNTHETIC SUBSTITUTE, OPEN APPROACH	041H0JJ
PX_PAD	PAD (PX)	PX10	041H0JK	BYPASS RIGHT EXTERNAL ILIAC ARTERY TO BILATERAL FEMORAL ARTERIES WITH SYNTHETIC SUBSTITUTE, OPEN APPROACH	041H0JK
PX_PAD	PAD (PX)	PX10	041H0KH	BYPASS RIGHT EXTERNAL ILIAC ARTERY TO RIGHT FEMORAL ARTERY WITH NONAUTOLOGOUS TISSUE SUBSTITUTE, OPEN APPROACH	041H0KH
PX_PAD	PAD (PX)	PX10	041H0KJ	BYPASS RIGHT EXTERNAL ILIAC ARTERY TO LEFT FEMORAL ARTERY WITH NONAUTOLOGOUS TISSUE SUBSTITUTE, OPEN APPROACH	041H0KJ
PX_PAD	PAD (PX)	PX10	041H0KK	BYPASS RIGHT EXTERNAL ILIAC ARTERY TO BILATERAL FEMORAL ARTERIES WITH NONAUTOLOGOUS TISSUE SUBSTITUTE, OPEN APPROACH	041H0KK
PX_PAD	PAD (PX)	PX10	041H0ZH	BYPASS RIGHT EXTERNAL ILIAC ARTERY TO RIGHT FEMORAL ARTERY, OPEN APPROACH	041H0ZH
PX_PAD	PAD (PX)	PX10	041H0ZJ	BYPASS RIGHT EXTERNAL ILIAC ARTERY TO LEFT FEMORAL ARTERY, OPEN APPROACH	041H0ZJ
PX_PAD	PAD (PX)	PX10	041H0ZK	BYPASS RIGHT EXTERNAL ILIAC ARTERY TO BILATERAL FEMORAL ARTERIES, OPEN APPROACH	041H0ZK
PX_PAD	PAD (PX)	PX10	041H49H	BYPASS RIGHT EXTERNAL ILIAC ARTERY TO RIGHT FEMORAL ARTERY WITH AUTOLOGOUS VENOUS TISSUE, PERCUTANEOUS ENDOSCOPIC APPROACH	041H49H
PX_PAD	PAD (PX)	PX10	041H49J	BYPASS RIGHT EXTERNAL ILIAC ARTERY TO LEFT FEMORAL ARTERY WITH AUTOLOGOUS VENOUS TISSUE, PERCUTANEOUS ENDOSCOPIC APPROACH	041H49J
PX_PAD	PAD (PX)	PX10	041H49K	BYPASS RIGHT EXTERNAL ILIAC ARTERY TO BILATERAL FEMORAL ARTERIES WITH AUTOLOGOUS VENOUS TISSUE, PERCUTANEOUS ENDOSCOPIC APPROACH	041H49K
PX_PAD	PAD (PX)	PX10	041H4AH	BYPASS RIGHT EXTERNAL ILIAC ARTERY TO RIGHT FEMORAL ARTERY WITH AUTOLOGOUS ARTERIAL TISSUE, PERCUTANEOUS ENDOSCOPIC APPROACH	041H4AH
PX_PAD	PAD (PX)	PX10	041H4AJ	BYPASS RIGHT EXTERNAL ILIAC ARTERY TO LEFT FEMORAL ARTERY WITH AUTOLOGOUS ARTERIAL TISSUE, PERCUTANEOUS ENDOSCOPIC APPROACH	041H4AJ
PX_PAD	PAD (PX)	PX10	041H4AK	BYPASS RIGHT EXTERNAL ILIAC ARTERY TO BILATERAL FEMORAL ARTERIES WITH AUTOLOGOUS ARTERIAL TISSUE, PERCUTANEOUS ENDOSCOPIC APPROACH	041H4AK

Boehringer Ingelheim
Statistical and Epidemiological Analysis Plan (SEAP) for Non-Interventional Study
(NIS)
BI Study Number 1245-0228

Proprietary confidential information © 2023 Boehringer Ingelheim International GmbH or one or more of its affiliated companies

PX_PAD	PAD (PX)	PX10	041H4JH	BYPASS RIGHT EXTERNAL ILIAC ARTERY TO RIGHT FEMORAL ARTERY WITH SYNTHETIC SUBSTITUTE, PERCUTANEOUS ENDOSCOPIC APPROACH	041H4JH
PX_PAD	PAD (PX)	PX10	041H4JJ	BYPASS RIGHT EXTERNAL ILIAC ARTERY TO LEFT FEMORAL ARTERY WITH SYNTHETIC SUBSTITUTE, PERCUTANEOUS ENDOSCOPIC APPROACH	041H4JJ
PX_PAD	PAD (PX)	PX10	041H4JK	BYPASS RIGHT EXTERNAL ILIAC ARTERY TO BILATERAL FEMORAL ARTERIES WITH SYNTHETIC SUBSTITUTE, PERCUTANEOUS ENDOSCOPIC APPROACH	041H4JK
PX_PAD	PAD (PX)	PX10	041H4KH	BYPASS RIGHT EXTERNAL ILIAC ARTERY TO RIGHT FEMORAL ARTERY WITH NONAUTOLOGOUS TISSUE SUBSTITUTE, PERCUTANEOUS ENDOSCOPIC APPROACH	041H4KH
PX_PAD	PAD (PX)	PX10	041H4KJ	BYPASS RIGHT EXTERNAL ILIAC ARTERY TO LEFT FEMORAL ARTERY WITH NONAUTOLOGOUS TISSUE SUBSTITUTE, PERCUTANEOUS ENDOSCOPIC APPROACH	041H4KJ
PX_PAD	PAD (PX)	PX10	041H4KK	BYPASS RIGHT EXTERNAL ILIAC ARTERY TO BILATERAL FEMORAL ARTERIES WITH NONAUTOLOGOUS TISSUE SUBSTITUTE, PERCUTANEOUS ENDOSCOPIC APPROACH	041H4KK
PX_PAD	PAD (PX)	PX10	041H4ZH	BYPASS RIGHT EXTERNAL ILIAC ARTERY TO RIGHT FEMORAL ARTERY, PERCUTANEOUS ENDOSCOPIC APPROACH	041H4ZH
PX_PAD	PAD (PX)	PX10	041H4ZJ	BYPASS RIGHT EXTERNAL ILIAC ARTERY TO LEFT FEMORAL ARTERY, PERCUTANEOUS ENDOSCOPIC APPROACH	041H4ZJ
PX_PAD	PAD (PX)	PX10	041H4ZK	BYPASS RIGHT EXTERNAL ILIAC ARTERY TO BILATERAL FEMORAL ARTERIES, PERCUTANEOUS ENDOSCOPIC APPROACH	041H4ZK
PX_PAD	PAD (PX)	PX10	041J09H	BYPASS LEFT EXTERNAL ILIAC ARTERY TO RIGHT FEMORAL ARTERY WITH AUTOLOGOUS VENOUS TISSUE, OPEN APPROACH	041J09H
PX_PAD	PAD (PX)	PX10	041J09J	BYPASS LEFT EXTERNAL ILIAC ARTERY TO LEFT FEMORAL ARTERY WITH AUTOLOGOUS VENOUS TISSUE, OPEN APPROACH	041J09J
PX_PAD	PAD (PX)	PX10	041J09K	BYPASS LEFT EXTERNAL ILIAC ARTERY TO BILATERAL FEMORAL ARTERIES WITH AUTOLOGOUS VENOUS TISSUE, OPEN APPROACH	041J09K
PX_PAD	PAD (PX)	PX10	041J0AH	BYPASS LEFT EXTERNAL ILIAC ARTERY TO RIGHT FEMORAL ARTERY WITH AUTOLOGOUS ARTERIAL TISSUE, OPEN APPROACH	041J0AH
PX_PAD	PAD (PX)	PX10	041J0AJ	BYPASS LEFT EXTERNAL ILIAC ARTERY TO LEFT FEMORAL ARTERY WITH AUTOLOGOUS ARTERIAL TISSUE, OPEN APPROACH	041J0AJ
PX_PAD	PAD (PX)	PX10	041J0AK	BYPASS LEFT EXTERNAL ILIAC ARTERY TO BILATERAL FEMORAL ARTERIES WITH AUTOLOGOUS ARTERIAL TISSUE, OPEN APPROACH	041J0AK
PX_PAD	PAD (PX)	PX10	041J0JH	BYPASS LEFT EXTERNAL ILIAC ARTERY TO RIGHT FEMORAL ARTERY WITH SYNTHETIC SUBSTITUTE, OPEN APPROACH	041J0JH
PX_PAD	PAD (PX)	PX10	041J0JJ	BYPASS LEFT EXTERNAL ILIAC ARTERY TO LEFT FEMORAL ARTERY WITH SYNTHETIC SUBSTITUTE, OPEN APPROACH	041J0JJ
PX_PAD	PAD (PX)	PX10	041J0JK	BYPASS LEFT EXTERNAL ILIAC ARTERY TO BILATERAL FEMORAL ARTERIES WITH SYNTHETIC SUBSTITUTE, OPEN APPROACH	041J0JK

Boehringer Ingelheim
Statistical and Epidemiological Analysis Plan (SEAP) for Non-Interventional Study
(NIS)
BI Study Number 1245-0228

Proprietary confidential information © 2023 Boehringer Ingelheim International GmbH or one or more of its affiliated companies

PX_PAD	PAD (PX)	PX10	041J0KH	BYPASS LEFT EXTERNAL ILIAC ARTERY TO RIGHT FEMORAL ARTERY WITH NONAUTOLOGOUS TISSUE SUBSTITUTE, OPEN APPROACH	041J0KH
PX_PAD	PAD (PX)	PX10	041J0KJ	BYPASS LEFT EXTERNAL ILIAC ARTERY TO LEFT FEMORAL ARTERY WITH NONAUTOLOGOUS TISSUE SUBSTITUTE, OPEN APPROACH	041J0KJ
PX_PAD	PAD (PX)	PX10	041J0KK	BYPASS LEFT EXTERNAL ILIAC ARTERY TO BILATERAL FEMORAL ARTERIES WITH NONAUTOLOGOUS TISSUE SUBSTITUTE, OPEN APPROACH	041J0KK
PX_PAD	PAD (PX)	PX10	041J0ZH	BYPASS LEFT EXTERNAL ILIAC ARTERY TO RIGHT FEMORAL ARTERY, OPEN APPROACH	041J0ZH
PX_PAD	PAD (PX)	PX10	041J0ZJ	BYPASS LEFT EXTERNAL ILIAC ARTERY TO LEFT FEMORAL ARTERY, OPEN APPROACH	041J0ZJ
PX_PAD	PAD (PX)	PX10	041J0ZK	BYPASS LEFT EXTERNAL ILIAC ARTERY TO BILATERAL FEMORAL ARTERIES, OPEN APPROACH	041J0ZK
PX_PAD	PAD (PX)	PX10	041J49H	BYPASS LEFT EXTERNAL ILIAC ARTERY TO RIGHT FEMORAL ARTERY WITH AUTOLOGOUS VENOUS TISSUE, PERCUTANEOUS ENDOSCOPIC APPROACH	041J49H
PX_PAD	PAD (PX)	PX10	041J49J	BYPASS LEFT EXTERNAL ILIAC ARTERY TO LEFT FEMORAL ARTERY WITH AUTOLOGOUS VENOUS TISSUE, PERCUTANEOUS ENDOSCOPIC APPROACH	041J49J
PX_PAD	PAD (PX)	PX10	041J49K	BYPASS LEFT EXTERNAL ILIAC ARTERY TO BILATERAL FEMORAL ARTERIES WITH AUTOLOGOUS VENOUS TISSUE, PERCUTANEOUS ENDOSCOPIC APPROACH	041J49K
PX_PAD	PAD (PX)	PX10	041J4AH	BYPASS LEFT EXTERNAL ILIAC ARTERY TO RIGHT FEMORAL ARTERY WITH AUTOLOGOUS ARTERIAL TISSUE, PERCUTANEOUS ENDOSCOPIC APPROACH	041J4AH
PX_PAD	PAD (PX)	PX10	041J4AJ	BYPASS LEFT EXTERNAL ILIAC ARTERY TO LEFT FEMORAL ARTERY WITH AUTOLOGOUS ARTERIAL TISSUE, PERCUTANEOUS ENDOSCOPIC APPROACH	041J4AJ
PX_PAD	PAD (PX)	PX10	041J4AK	BYPASS LEFT EXTERNAL ILIAC ARTERY TO BILATERAL FEMORAL ARTERIES WITH AUTOLOGOUS ARTERIAL TISSUE, PERCUTANEOUS ENDOSCOPIC APPROACH	041J4AK
PX_PAD	PAD (PX)	PX10	041J4JH	BYPASS LEFT EXTERNAL ILIAC ARTERY TO RIGHT FEMORAL ARTERY WITH SYNTHETIC SUBSTITUTE, PERCUTANEOUS ENDOSCOPIC APPROACH	041J4JH
PX_PAD	PAD (PX)	PX10	041J4JJ	BYPASS LEFT EXTERNAL ILIAC ARTERY TO LEFT FEMORAL ARTERY WITH SYNTHETIC SUBSTITUTE, PERCUTANEOUS ENDOSCOPIC APPROACH	041J4JJ
PX_PAD	PAD (PX)	PX10	041J4JK	BYPASS LEFT EXTERNAL ILIAC ARTERY TO BILATERAL FEMORAL ARTERIES WITH SYNTHETIC SUBSTITUTE, PERCUTANEOUS ENDOSCOPIC APPROACH	041J4JK
PX_PAD	PAD (PX)	PX10	041J4KH	BYPASS LEFT EXTERNAL ILIAC ARTERY TO RIGHT FEMORAL ARTERY WITH NONAUTOLOGOUS TISSUE SUBSTITUTE, PERCUTANEOUS ENDOSCOPIC APPROACH	041J4KH
PX_PAD	PAD (PX)	PX10	041J4KJ	BYPASS LEFT EXTERNAL ILIAC ARTERY TO LEFT FEMORAL ARTERY WITH NONAUTOLOGOUS TISSUE SUBSTITUTE, PERCUTANEOUS ENDOSCOPIC APPROACH	041J4KJ

Boehringer Ingelheim
Statistical and Epidemiological Analysis Plan (SEAP) for Non-Interventional Study
(NIS)
BI Study Number 1245-0228

Proprietary confidential information © 2023 Boehringer Ingelheim International GmbH or one or more of its affiliated companies

PX_PAD	PAD (PX)	PX10	041J4KK	BYPASS LEFT EXTERNAL ILIAC ARTERY TO BILATERAL FEMORAL ARTERIES WITH NONAUTOLOGOUS TISSUE SUBSTITUTE, PERCUTANEOUS ENDOSCOPIC APPROACH	041J4KK
PX_PAD	PAD (PX)	PX10	041J4ZH	BYPASS LEFT EXTERNAL ILIAC ARTERY TO RIGHT FEMORAL ARTERY, PERCUTANEOUS ENDOSCOPIC APPROACH	041J4ZH
PX_PAD	PAD (PX)	PX10	041J4ZJ	BYPASS LEFT EXTERNAL ILIAC ARTERY TO LEFT FEMORAL ARTERY, PERCUTANEOUS ENDOSCOPIC APPROACH	041J4ZJ
PX_PAD	PAD (PX)	PX10	041J4ZK	BYPASS LEFT EXTERNAL ILIAC ARTERY TO BILATERAL FEMORAL ARTERIES, PERCUTANEOUS ENDOSCOPIC APPROACH	041J4ZK
PX_PAD	PAD (PX)	PX10	041M09L	BYPASS RIGHT POPLITEAL ARTERY TO POPLITEAL ARTERY WITH AUTOLOGOUS VENOUS TISSUE, OPEN APPROACH	041M09L
PX_PAD	PAD (PX)	PX10	041M09M	BYPASS RIGHT POPLITEAL ARTERY TO PERONEAL ARTERY WITH AUTOLOGOUS VENOUS TISSUE, OPEN APPROACH	041M09M
PX_PAD	PAD (PX)	PX10	041M09P	BYPASS RIGHT POPLITEAL ARTERY TO FOOT ARTERY WITH AUTOLOGOUS VENOUS TISSUE, OPEN APPROACH	041M09P
PX_PAD	PAD (PX)	PX10	041M09Q	BYPASS RIGHT POPLITEAL ARTERY TO LOWER EXTREMITY ARTERY WITH AUTOLOGOUS VENOUS TISSUE, OPEN APPROACH	041M09Q
PX_PAD	PAD (PX)	PX10	041M09S	BYPASS RIGHT POPLITEAL ARTERY TO LOWER EXTREMITY VEIN WITH AUTOLOGOUS VENOUS TISSUE, OPEN APPROACH	041M09S
PX_PAD	PAD (PX)	PX10	041M0AL	BYPASS RIGHT POPLITEAL ARTERY TO POPLITEAL ARTERY WITH AUTOLOGOUS ARTERIAL TISSUE, OPEN APPROACH	041M0AL
PX_PAD	PAD (PX)	PX10	041M0AM	BYPASS RIGHT POPLITEAL ARTERY TO PERONEAL ARTERY WITH AUTOLOGOUS ARTERIAL TISSUE, OPEN APPROACH	041M0AM
PX_PAD	PAD (PX)	PX10	041M0AP	BYPASS RIGHT POPLITEAL ARTERY TO FOOT ARTERY WITH AUTOLOGOUS ARTERIAL TISSUE, OPEN APPROACH	041M0AP
PX_PAD	PAD (PX)	PX10	041M0AQ	BYPASS RIGHT POPLITEAL ARTERY TO LOWER EXTREMITY ARTERY WITH AUTOLOGOUS ARTERIAL TISSUE, OPEN APPROACH	041M0AQ
PX_PAD	PAD (PX)	PX10	041M0AS	BYPASS RIGHT POPLITEAL ARTERY TO LOWER EXTREMITY VEIN WITH AUTOLOGOUS ARTERIAL TISSUE, OPEN APPROACH	041M0AS
PX_PAD	PAD (PX)	PX10	041M0JL	BYPASS RIGHT POPLITEAL ARTERY TO POPLITEAL ARTERY WITH SYNTHETIC SUBSTITUTE, OPEN APPROACH	041M0JL
PX_PAD	PAD (PX)	PX10	041M0JM	BYPASS RIGHT POPLITEAL ARTERY TO PERONEAL ARTERY WITH SYNTHETIC SUBSTITUTE, OPEN APPROACH	041M0JM
PX_PAD	PAD (PX)	PX10	041M0JP	BYPASS RIGHT POPLITEAL ARTERY TO FOOT ARTERY WITH SYNTHETIC SUBSTITUTE, OPEN APPROACH	041M0JP
PX_PAD	PAD (PX)	PX10	041M0JQ	BYPASS RIGHT POPLITEAL ARTERY TO LOWER EXTREMITY ARTERY WITH SYNTHETIC SUBSTITUTE, OPEN APPROACH	041M0JQ
PX_PAD	PAD (PX)	PX10	041M0JS	BYPASS RIGHT POPLITEAL ARTERY TO LOWER EXTREMITY VEIN WITH SYNTHETIC SUBSTITUTE, OPEN APPROACH	041M0JS
PX_PAD	PAD (PX)	PX10	041M0KL	BYPASS RIGHT POPLITEAL ARTERY TO POPLITEAL ARTERY WITH NONAUTOLOGOUS TISSUE SUBSTITUTE, OPEN APPROACH	041M0KL
PX_PAD	PAD (PX)	PX10	041M0KM	BYPASS RIGHT POPLITEAL ARTERY TO PERONEAL ARTERY WITH NONAUTOLOGOUS TISSUE SUBSTITUTE, OPEN APPROACH	041M0KM

Boehringer Ingelheim
Statistical and Epidemiological Analysis Plan (SEAP) for Non-Interventional Study
(NIS)
BI Study Number 1245-0228

Proprietary confidential information © 2023 Boehringer Ingelheim International GmbH or one or more of its affiliated companies

PX_PAD	PAD (PX)	PX10	041M0KP	BYPASS RIGHT POPLITEAL ARTERY TO FOOT ARTERY WITH NONAUTOLOGOUS TISSUE SUBSTITUTE, OPEN APPROACH	041M0KP
PX_PAD	PAD (PX)	PX10	041M0KQ	BYPASS RIGHT POPLITEAL ARTERY TO LOWER EXTREMITY ARTERY WITH NONAUTOLOGOUS TISSUE SUBSTITUTE, OPEN APPROACH	041M0KQ
PX_PAD	PAD (PX)	PX10	041M0KS	BYPASS RIGHT POPLITEAL ARTERY TO LOWER EXTREMITY VEIN WITH NONAUTOLOGOUS TISSUE SUBSTITUTE, OPEN APPROACH	041M0KS
PX_PAD	PAD (PX)	PX10	041M0ZL	BYPASS RIGHT POPLITEAL ARTERY TO POPLITEAL ARTERY, OPEN APPROACH	041M0ZL
PX_PAD	PAD (PX)	PX10	041M0ZM	BYPASS RIGHT POPLITEAL ARTERY TO PERONEAL ARTERY, OPEN APPROACH	041M0ZM
PX_PAD	PAD (PX)	PX10	041M0ZP	BYPASS RIGHT POPLITEAL ARTERY TO FOOT ARTERY, OPEN APPROACH	041M0ZP
PX_PAD	PAD (PX)	PX10	041M0ZQ	BYPASS RIGHT POPLITEAL ARTERY TO LOWER EXTREMITY ARTERY, OPEN APPROACH	041M0ZQ
PX_PAD	PAD (PX)	PX10	041M0ZS	BYPASS RIGHT POPLITEAL ARTERY TO LOWER EXTREMITY VEIN, OPEN APPROACH	041M0ZS
PX_PAD	PAD (PX)	PX10	041M3JQ	BYPASS RIGHT POPLITEAL ARTERY TO LOWER EXTREMITY ARTERY WITH SYNTHETIC SUBSTITUTE, PERCUTANEOUS APPROACH	041M3JQ
PX_PAD	PAD (PX)	PX10	041M3JS	BYPASS RIGHT POPLITEAL ARTERY TO LOWER EXTREMITY VEIN WITH SYNTHETIC SUBSTITUTE, PERCUTANEOUS APPROACH	041M3JS
PX_PAD	PAD (PX)	PX10	041M49L	BYPASS RIGHT POPLITEAL ARTERY TO POPLITEAL ARTERY WITH AUTOLOGOUS VENOUS TISSUE, PERCUTANEOUS ENDOSCOPIC APPROACH	041M49L
PX_PAD	PAD (PX)	PX10	041M49M	BYPASS RIGHT POPLITEAL ARTERY TO PERONEAL ARTERY WITH AUTOLOGOUS VENOUS TISSUE, PERCUTANEOUS ENDOSCOPIC APPROACH	041M49M
PX_PAD	PAD (PX)	PX10	041M49P	BYPASS RIGHT POPLITEAL ARTERY TO FOOT ARTERY WITH AUTOLOGOUS VENOUS TISSUE, PERCUTANEOUS ENDOSCOPIC APPROACH	041M49P
PX_PAD	PAD (PX)	PX10	041M49Q	BYPASS RIGHT POPLITEAL ARTERY TO LOWER EXTREMITY ARTERY WITH AUTOLOGOUS VENOUS TISSUE, PERCUTANEOUS ENDOSCOPIC APPROACH	041M49Q
PX_PAD	PAD (PX)	PX10	041M49S	BYPASS RIGHT POPLITEAL ARTERY TO LOWER EXTREMITY VEIN WITH AUTOLOGOUS VENOUS TISSUE, PERCUTANEOUS ENDOSCOPIC APPROACH	041M49S
PX_PAD	PAD (PX)	PX10	041M4AL	BYPASS RIGHT POPLITEAL ARTERY TO POPLITEAL ARTERY WITH AUTOLOGOUS ARTERIAL TISSUE, PERCUTANEOUS ENDOSCOPIC APPROACH	041M4AL
PX_PAD	PAD (PX)	PX10	041M4AM	BYPASS RIGHT POPLITEAL ARTERY TO PERONEAL ARTERY WITH AUTOLOGOUS ARTERIAL TISSUE, PERCUTANEOUS ENDOSCOPIC APPROACH	041M4AM
PX_PAD	PAD (PX)	PX10	041M4AP	BYPASS RIGHT POPLITEAL ARTERY TO FOOT ARTERY WITH AUTOLOGOUS ARTERIAL TISSUE, PERCUTANEOUS ENDOSCOPIC APPROACH	041M4AP
PX_PAD	PAD (PX)	PX10	041M4AQ	BYPASS RIGHT POPLITEAL ARTERY TO LOWER EXTREMITY ARTERY WITH AUTOLOGOUS ARTERIAL TISSUE, PERCUTANEOUS ENDOSCOPIC APPROACH	041M4AQ
PX_PAD	PAD (PX)	PX10	041M4AS	BYPASS RIGHT POPLITEAL ARTERY TO LOWER EXTREMITY VEIN WITH AUTOLOGOUS ARTERIAL TISSUE, PERCUTANEOUS ENDOSCOPIC APPROACH	041M4AS

Boehringer Ingelheim
Statistical and Epidemiological Analysis Plan (SEAP) for Non-Interventional Study
(NIS)
BI Study Number 1245-0228

Proprietary confidential information © 2023 Boehringer Ingelheim International GmbH or one or more of its affiliated companies

PX_PAD	PAD (PX)	PX10	041M4JL	BYPASS RIGHT POPLITEAL ARTERY TO POPLITEAL ARTERY WITH SYNTHETIC SUBSTITUTE, PERCUTANEOUS ENDOSCOPIC APPROACH	041M4JL
PX_PAD	PAD (PX)	PX10	041M4JM	BYPASS RIGHT POPLITEAL ARTERY TO PERONEAL ARTERY WITH SYNTHETIC SUBSTITUTE, PERCUTANEOUS ENDOSCOPIC APPROACH	041M4JM
PX_PAD	PAD (PX)	PX10	041M4JP	BYPASS RIGHT POPLITEAL ARTERY TO FOOT ARTERY WITH SYNTHETIC SUBSTITUTE, PERCUTANEOUS ENDOSCOPIC APPROACH	041M4JP
PX_PAD	PAD (PX)	PX10	041M4JQ	BYPASS RIGHT POPLITEAL ARTERY TO LOWER EXTREMITY ARTERY WITH SYNTHETIC SUBSTITUTE, PERCUTANEOUS ENDOSCOPIC APPROACH	041M4JQ
PX_PAD	PAD (PX)	PX10	041M4JS	BYPASS RIGHT POPLITEAL ARTERY TO LOWER EXTREMITY VEIN WITH SYNTHETIC SUBSTITUTE, PERCUTANEOUS ENDOSCOPIC APPROACH	041M4JS
PX_PAD	PAD (PX)	PX10	041M4KL	BYPASS RIGHT POPLITEAL ARTERY TO POPLITEAL ARTERY WITH NONAUTOLOGOUS TISSUE SUBSTITUTE, PERCUTANEOUS ENDOSCOPIC APPROACH	041M4KL
PX_PAD	PAD (PX)	PX10	041M4KM	BYPASS RIGHT POPLITEAL ARTERY TO PERONEAL ARTERY WITH NONAUTOLOGOUS TISSUE SUBSTITUTE, PERCUTANEOUS ENDOSCOPIC APPROACH	041M4KM
PX_PAD	PAD (PX)	PX10	041M4KP	BYPASS RIGHT POPLITEAL ARTERY TO FOOT ARTERY WITH NONAUTOLOGOUS TISSUE SUBSTITUTE, PERCUTANEOUS ENDOSCOPIC APPROACH	041M4KP
PX_PAD	PAD (PX)	PX10	041M4KQ	BYPASS RIGHT POPLITEAL ARTERY TO LOWER EXTREMITY ARTERY WITH NONAUTOLOGOUS TISSUE SUBSTITUTE, PERCUTANEOUS ENDOSCOPIC APPROACH	041M4KQ
PX_PAD	PAD (PX)	PX10	041M4KS	BYPASS RIGHT POPLITEAL ARTERY TO LOWER EXTREMITY VEIN WITH NONAUTOLOGOUS TISSUE SUBSTITUTE, PERCUTANEOUS ENDOSCOPIC APPROACH	041M4KS
PX_PAD	PAD (PX)	PX10	041M4ZL	BYPASS RIGHT POPLITEAL ARTERY TO POPLITEAL ARTERY, PERCUTANEOUS ENDOSCOPIC APPROACH	041M4ZL
PX_PAD	PAD (PX)	PX10	041M4ZM	BYPASS RIGHT POPLITEAL ARTERY TO PERONEAL ARTERY, PERCUTANEOUS ENDOSCOPIC APPROACH	041M4ZM
PX_PAD	PAD (PX)	PX10	041M4ZP	BYPASS RIGHT POPLITEAL ARTERY TO FOOT ARTERY, PERCUTANEOUS ENDOSCOPIC APPROACH	041M4ZP
PX_PAD	PAD (PX)	PX10	041M4ZQ	BYPASS RIGHT POPLITEAL ARTERY TO LOWER EXTREMITY ARTERY, PERCUTANEOUS ENDOSCOPIC APPROACH	041M4ZQ
PX_PAD	PAD (PX)	PX10	041M4ZS	BYPASS RIGHT POPLITEAL ARTERY TO LOWER EXTREMITY VEIN, PERCUTANEOUS ENDOSCOPIC APPROACH	041M4ZS
PX_PAD	PAD (PX)	PX10	041N09L	BYPASS LEFT POPLITEAL ARTERY TO POPLITEAL ARTERY WITH AUTOLOGOUS VENOUS TISSUE, OPEN APPROACH	041N09L
PX_PAD	PAD (PX)	PX10	041N09M	BYPASS LEFT POPLITEAL ARTERY TO PERONEAL ARTERY WITH AUTOLOGOUS VENOUS TISSUE, OPEN APPROACH	041N09M
PX_PAD	PAD (PX)	PX10	041N09P	BYPASS LEFT POPLITEAL ARTERY TO FOOT ARTERY WITH AUTOLOGOUS VENOUS TISSUE, OPEN APPROACH	041N09P

Boehringer Ingelheim
Statistical and Epidemiological Analysis Plan (SEAP) for Non-Interventional Study
(NIS)
BI Study Number 1245-0228

Proprietary confidential information © 2023 Boehringer Ingelheim International GmbH or one or more of its affiliated companies

PX_PAD	PAD (PX)	PX10	041N09Q	BYPASS LEFT POPLITEAL ARTERY TO LOWER EXTREMITY ARTERY WITH AUTOLOGOUS VENOUS TISSUE, OPEN APPROACH	041N09Q
PX_PAD	PAD (PX)	PX10	041N09S	BYPASS LEFT POPLITEAL ARTERY TO LOWER EXTREMITY VEIN WITH AUTOLOGOUS VENOUS TISSUE, OPEN APPROACH	041N09S
PX_PAD	PAD (PX)	PX10	041N0AL	BYPASS LEFT POPLITEAL ARTERY TO POPLITEAL ARTERY WITH AUTOLOGOUS ARTERIAL TISSUE, OPEN APPROACH	041N0AL
PX_PAD	PAD (PX)	PX10	041N0AM	BYPASS LEFT POPLITEAL ARTERY TO PERONEAL ARTERY WITH AUTOLOGOUS ARTERIAL TISSUE, OPEN APPROACH	041N0AM
PX_PAD	PAD (PX)	PX10	041N0AP	BYPASS LEFT POPLITEAL ARTERY TO FOOT ARTERY WITH AUTOLOGOUS ARTERIAL TISSUE, OPEN APPROACH	041N0AP
PX_PAD	PAD (PX)	PX10	041N0AQ	BYPASS LEFT POPLITEAL ARTERY TO LOWER EXTREMITY ARTERY WITH AUTOLOGOUS ARTERIAL TISSUE, OPEN APPROACH	041N0AQ
PX_PAD	PAD (PX)	PX10	041N0AS	BYPASS LEFT POPLITEAL ARTERY TO LOWER EXTREMITY VEIN WITH AUTOLOGOUS ARTERIAL TISSUE, OPEN APPROACH	041N0AS
PX_PAD	PAD (PX)	PX10	041N0JL	BYPASS LEFT POPLITEAL ARTERY TO POPLITEAL ARTERY WITH SYNTHETIC SUBSTITUTE, OPEN APPROACH	041N0JL
PX_PAD	PAD (PX)	PX10	041N0JM	BYPASS LEFT POPLITEAL ARTERY TO PERONEAL ARTERY WITH SYNTHETIC SUBSTITUTE, OPEN APPROACH	041N0JM
PX_PAD	PAD (PX)	PX10	041N0JP	BYPASS LEFT POPLITEAL ARTERY TO FOOT ARTERY WITH SYNTHETIC SUBSTITUTE, OPEN APPROACH	041N0JP
PX_PAD	PAD (PX)	PX10	041N0JQ	BYPASS LEFT POPLITEAL ARTERY TO LOWER EXTREMITY ARTERY WITH SYNTHETIC SUBSTITUTE, OPEN APPROACH	041N0JQ
PX_PAD	PAD (PX)	PX10	041N0JS	BYPASS LEFT POPLITEAL ARTERY TO LOWER EXTREMITY VEIN WITH SYNTHETIC SUBSTITUTE, OPEN APPROACH	041N0JS
PX_PAD	PAD (PX)	PX10	041N0KL	BYPASS LEFT POPLITEAL ARTERY TO POPLITEAL ARTERY WITH NONAUTOLOGOUS TISSUE SUBSTITUTE, OPEN APPROACH	041N0KL
PX_PAD	PAD (PX)	PX10	041N0KM	BYPASS LEFT POPLITEAL ARTERY TO PERONEAL ARTERY WITH NONAUTOLOGOUS TISSUE SUBSTITUTE, OPEN APPROACH	041N0KM
PX_PAD	PAD (PX)	PX10	041N0KP	BYPASS LEFT POPLITEAL ARTERY TO FOOT ARTERY WITH NONAUTOLOGOUS TISSUE SUBSTITUTE, OPEN APPROACH	041N0KP
PX_PAD	PAD (PX)	PX10	041N0KQ	BYPASS LEFT POPLITEAL ARTERY TO LOWER EXTREMITY ARTERY WITH NONAUTOLOGOUS TISSUE SUBSTITUTE, OPEN APPROACH	041N0KQ
PX_PAD	PAD (PX)	PX10	041N0KS	BYPASS LEFT POPLITEAL ARTERY TO LOWER EXTREMITY VEIN WITH NONAUTOLOGOUS TISSUE SUBSTITUTE, OPEN APPROACH	041N0KS
PX_PAD	PAD (PX)	PX10	041N0ZL	BYPASS LEFT POPLITEAL ARTERY TO POPLITEAL ARTERY, OPEN APPROACH	041N0ZL
PX_PAD	PAD (PX)	PX10	041N0ZM	BYPASS LEFT POPLITEAL ARTERY TO PERONEAL ARTERY, OPEN APPROACH	041N0ZM
PX_PAD	PAD (PX)	PX10	041N0ZP	BYPASS LEFT POPLITEAL ARTERY TO FOOT ARTERY, OPEN APPROACH	041N0ZP
PX_PAD	PAD (PX)	PX10	041N0ZQ	BYPASS LEFT POPLITEAL ARTERY TO LOWER EXTREMITY ARTERY, OPEN APPROACH	041N0ZQ
PX_PAD	PAD (PX)	PX10	041N0ZS	BYPASS LEFT POPLITEAL ARTERY TO LOWER EXTREMITY VEIN, OPEN APPROACH	041N0ZS
PX_PAD	PAD (PX)	PX10	041N3JQ	BYPASS LEFT POPLITEAL ARTERY TO LOWER EXTREMITY ARTERY WITH SYNTHETIC SUBSTITUTE, PERCUTANEOUS APPROACH	041N3JQ

Boehringer Ingelheim
Statistical and Epidemiological Analysis Plan (SEAP) for Non-Interventional Study
(NIS)
BI Study Number 1245-0228

Proprietary confidential information © 2023 Boehringer Ingelheim International GmbH or one or more of its affiliated companies

PX_PAD	PAD (PX)	PX10	041N3JS	BYPASS LEFT POPLITEAL ARTERY TO LOWER EXTREMITY VEIN WITH SYNTHETIC SUBSTITUTE, PERCUTANEOUS APPROACH	041N3JS
PX_PAD	PAD (PX)	PX10	041N49L	BYPASS LEFT POPLITEAL ARTERY TO POPLITEAL ARTERY WITH AUTOLOGOUS VENOUS TISSUE, PERCUTANEOUS ENDOSCOPIC APPROACH	041N49L
PX_PAD	PAD (PX)	PX10	041N49M	BYPASS LEFT POPLITEAL ARTERY TO PERONEAL ARTERY WITH AUTOLOGOUS VENOUS TISSUE, PERCUTANEOUS ENDOSCOPIC APPROACH	041N49M
PX_PAD	PAD (PX)	PX10	041N49P	BYPASS LEFT POPLITEAL ARTERY TO FOOT ARTERY WITH AUTOLOGOUS VENOUS TISSUE, PERCUTANEOUS ENDOSCOPIC APPROACH	041N49P
PX_PAD	PAD (PX)	PX10	041N49Q	BYPASS LEFT POPLITEAL ARTERY TO LOWER EXTREMITY ARTERY WITH AUTOLOGOUS VENOUS TISSUE, PERCUTANEOUS ENDOSCOPIC APPROACH	041N49Q
PX_PAD	PAD (PX)	PX10	041N49S	BYPASS LEFT POPLITEAL ARTERY TO LOWER EXTREMITY VEIN WITH AUTOLOGOUS VENOUS TISSUE, PERCUTANEOUS ENDOSCOPIC APPROACH	041N49S
PX_PAD	PAD (PX)	PX10	041N4AL	BYPASS LEFT POPLITEAL ARTERY TO POPLITEAL ARTERY WITH AUTOLOGOUS ARTERIAL TISSUE, PERCUTANEOUS ENDOSCOPIC APPROACH	041N4AL
PX_PAD	PAD (PX)	PX10	041N4AM	BYPASS LEFT POPLITEAL ARTERY TO PERONEAL ARTERY WITH AUTOLOGOUS ARTERIAL TISSUE, PERCUTANEOUS ENDOSCOPIC APPROACH	041N4AM
PX_PAD	PAD (PX)	PX10	041N4AP	BYPASS LEFT POPLITEAL ARTERY TO FOOT ARTERY WITH AUTOLOGOUS ARTERIAL TISSUE, PERCUTANEOUS ENDOSCOPIC APPROACH	041N4AP
PX_PAD	PAD (PX)	PX10	041N4AQ	BYPASS LEFT POPLITEAL ARTERY TO LOWER EXTREMITY ARTERY WITH AUTOLOGOUS ARTERIAL TISSUE, PERCUTANEOUS ENDOSCOPIC APPROACH	041N4AQ
PX_PAD	PAD (PX)	PX10	041N4AS	BYPASS LEFT POPLITEAL ARTERY TO LOWER EXTREMITY VEIN WITH AUTOLOGOUS ARTERIAL TISSUE, PERCUTANEOUS ENDOSCOPIC APPROACH	041N4AS
PX_PAD	PAD (PX)	PX10	041N4JL	BYPASS LEFT POPLITEAL ARTERY TO POPLITEAL ARTERY WITH SYNTHETIC SUBSTITUTE, PERCUTANEOUS ENDOSCOPIC APPROACH	041N4JL
PX_PAD	PAD (PX)	PX10	041N4JM	BYPASS LEFT POPLITEAL ARTERY TO PERONEAL ARTERY WITH SYNTHETIC SUBSTITUTE, PERCUTANEOUS ENDOSCOPIC APPROACH	041N4JM
PX_PAD	PAD (PX)	PX10	041N4JP	BYPASS LEFT POPLITEAL ARTERY TO FOOT ARTERY WITH SYNTHETIC SUBSTITUTE, PERCUTANEOUS ENDOSCOPIC APPROACH	041N4JP
PX_PAD	PAD (PX)	PX10	041N4JQ	BYPASS LEFT POPLITEAL ARTERY TO LOWER EXTREMITY ARTERY WITH SYNTHETIC SUBSTITUTE, PERCUTANEOUS ENDOSCOPIC APPROACH	041N4JQ
PX_PAD	PAD (PX)	PX10	041N4JS	BYPASS LEFT POPLITEAL ARTERY TO LOWER EXTREMITY VEIN WITH SYNTHETIC SUBSTITUTE, PERCUTANEOUS ENDOSCOPIC APPROACH	041N4JS
PX_PAD	PAD (PX)	PX10	041N4KL	BYPASS LEFT POPLITEAL ARTERY TO POPLITEAL ARTERY WITH NONAUTOLOGOUS TISSUE SUBSTITUTE, PERCUTANEOUS ENDOSCOPIC APPROACH	041N4KL
PX_PAD	PAD (PX)	PX10	041N4KM	BYPASS LEFT POPLITEAL ARTERY TO PERONEAL ARTERY WITH NONAUTOLOGOUS TISSUE SUBSTITUTE, PERCUTANEOUS ENDOSCOPIC APPROACH	041N4KM

Boehringer Ingelheim
Statistical and Epidemiological Analysis Plan (SEAP) for Non-Interventional Study
(NIS)
BI Study Number 1245-0228

Proprietary confidential information © 2023 Boehringer Ingelheim International GmbH or one or more of its affiliated companies

PX_PAD	PAD (PX)	PX10	041N4KP	BYPASS LEFT POPLITEAL ARTERY TO FOOT ARTERY WITH NONAUTOLOGOUS TISSUE SUBSTITUTE, PERCUTANEOUS ENDOSCOPIC APPROACH	041N4KP
PX_PAD	PAD (PX)	PX10	041N4KQ	BYPASS LEFT POPLITEAL ARTERY TO LOWER EXTREMITY ARTERY WITH NONAUTOLOGOUS TISSUE SUBSTITUTE, PERCUTANEOUS ENDOSCOPIC APPROACH	041N4KQ
PX_PAD	PAD (PX)	PX10	041N4KS	BYPASS LEFT POPLITEAL ARTERY TO LOWER EXTREMITY VEIN WITH NONAUTOLOGOUS TISSUE SUBSTITUTE, PERCUTANEOUS ENDOSCOPIC APPROACH	041N4KS
PX_PAD	PAD (PX)	PX10	041N4ZL	BYPASS LEFT POPLITEAL ARTERY TO POPLITEAL ARTERY, PERCUTANEOUS ENDOSCOPIC APPROACH	041N4ZL
PX_PAD	PAD (PX)	PX10	041N4ZM	BYPASS LEFT POPLITEAL ARTERY TO PERONEAL ARTERY, PERCUTANEOUS ENDOSCOPIC APPROACH	041N4ZM
PX_PAD	PAD (PX)	PX10	041N4ZP	BYPASS LEFT POPLITEAL ARTERY TO FOOT ARTERY, PERCUTANEOUS ENDOSCOPIC APPROACH	041N4ZP
PX_PAD	PAD (PX)	PX10	041N4ZQ	BYPASS LEFT POPLITEAL ARTERY TO LOWER EXTREMITY ARTERY, PERCUTANEOUS ENDOSCOPIC APPROACH	041N4ZQ
PX_PAD	PAD (PX)	PX10	041N4ZS	BYPASS LEFT POPLITEAL ARTERY TO LOWER EXTREMITY VEIN, PERCUTANEOUS ENDOSCOPIC APPROACH	041N4ZS
PX_PAD	PAD (PX)	PX10	0470041	DILATION OF ABDOMINAL AORTA WITH DRUG-ELUTING INTRALUMINAL DEVICE, USING DRUG-COATED BALLOON, OPEN APPROACH	470041
PX_PAD	PAD (PX)	PX10	0470046	DILATION OF ABDOMINAL AORTA, BIFURCATION, WITH DRUG-ELUTING INTRALUMINAL DEVICE, OPEN APPROACH	470046
PX_PAD	PAD (PX)	PX10	047004Z	DILATION OF ABDOMINAL AORTA WITH DRUG-ELUTING INTRALUMINAL DEVICE, OPEN APPROACH	047004Z
PX_PAD	PAD (PX)	PX10	0470056	DILATION OF ABDOMINAL AORTA, BIFURCATION, WITH TWO DRUG-ELUTING INTRALUMINAL DEVICES, OPEN APPROACH	470056
PX_PAD	PAD (PX)	PX10	047005Z	DILATION OF ABDOMINAL AORTA WITH TWO DRUG-ELUTING INTRALUMINAL DEVICES, OPEN APPROACH	047005Z
PX_PAD	PAD (PX)	PX10	0470066	DILATION OF ABDOMINAL AORTA, BIFURCATION, WITH THREE DRUG-ELUTING INTRALUMINAL DEVICES, OPEN APPROACH	470066
PX_PAD	PAD (PX)	PX10	047006Z	DILATION OF ABDOMINAL AORTA WITH THREE DRUG-ELUTING INTRALUMINAL DEVICES, OPEN APPROACH	047006Z
PX_PAD	PAD (PX)	PX10	0470076	DILATION OF ABDOMINAL AORTA, BIFURCATION, WITH FOUR OR MORE DRUG-ELUTING INTRALUMINAL DEVICES, OPEN APPROACH	470076
PX_PAD	PAD (PX)	PX10	047007Z	DILATION OF ABDOMINAL AORTA WITH FOUR OR MORE DRUG-ELUTING INTRALUMINAL DEVICES, OPEN APPROACH	047007Z
PX_PAD	PAD (PX)	PX10	04700D1	DILATION OF ABDOMINAL AORTA WITH INTRALUMINAL DEVICE, USING DRUG-COATED BALLOON, OPEN APPROACH	04700D1
PX_PAD	PAD (PX)	PX10	04700D6	DILATION OF ABDOMINAL AORTA, BIFURCATION, WITH INTRALUMINAL DEVICE, OPEN APPROACH	04700D6
PX_PAD	PAD (PX)	PX10	04700DZ	DILATION OF ABDOMINAL AORTA WITH INTRALUMINAL DEVICE, OPEN APPROACH	04700DZ
PX_PAD	PAD (PX)	PX10	04700E6	DILATION OF ABDOMINAL AORTA, BIFURCATION, WITH TWO INTRALUMINAL DEVICES, OPEN APPROACH	470000000

Boehringer Ingelheim
Statistical and Epidemiological Analysis Plan (SEAP) for Non-Interventional Study
(NIS)
BI Study Number 1245-0228

Proprietary confidential information © 2023 Boehringer Ingelheim International GmbH or one or more of its affiliated companies

PX_PAD	PAD (PX)	PX10	04700EZ	DILATION OF ABDOMINAL AORTA WITH TWO INTRALUMINAL DEVICES, OPEN APPROACH	04700EZ
PX_PAD	PAD (PX)	PX10	04700F6	DILATION OF ABDOMINAL AORTA, BIFURCATION, WITH THREE INTRALUMINAL DEVICES, OPEN APPROACH	04700F6
PX_PAD	PAD (PX)	PX10	04700FZ	DILATION OF ABDOMINAL AORTA WITH THREE INTRALUMINAL DEVICES, OPEN APPROACH	04700FZ
PX_PAD	PAD (PX)	PX10	04700G6	DILATION OF ABDOMINAL AORTA, BIFURCATION, WITH FOUR OR MORE INTRALUMINAL DEVICES, OPEN APPROACH	04700G6
PX_PAD	PAD (PX)	PX10	04700GZ	DILATION OF ABDOMINAL AORTA WITH FOUR OR MORE INTRALUMINAL DEVICES, OPEN APPROACH	04700GZ
PX_PAD	PAD (PX)	PX10	04700Z1	DILATION OF ABDOMINAL AORTA USING DRUG-COATED BALLOON, OPEN APPROACH	04700Z1
PX_PAD	PAD (PX)	PX10	04700Z6	DILATION OF ABDOMINAL AORTA, BIFURCATION, OPEN APPROACH	04700Z6
PX_PAD	PAD (PX)	PX10	04700ZZ	DILATION OF ABDOMINAL AORTA, OPEN APPROACH	04700ZZ
PX_PAD	PAD (PX)	PX10	0470341	DILATION OF ABDOMINAL AORTA WITH DRUG-ELUTING INTRALUMINAL DEVICE, USING DRUG-COATED BALLOON, PERCUTANEOUS APPROACH	470341
PX_PAD	PAD (PX)	PX10	0470346	DILATION OF ABDOMINAL AORTA, BIFURCATION, WITH DRUG-ELUTING INTRALUMINAL DEVICE, PERCUTANEOUS APPROACH	470346
PX_PAD	PAD (PX)	PX10	047034Z	DILATION OF ABDOMINAL AORTA WITH DRUG-ELUTING INTRALUMINAL DEVICE, PERCUTANEOUS APPROACH	047034Z
PX_PAD	PAD (PX)	PX10	0470356	DILATION OF ABDOMINAL AORTA, BIFURCATION, WITH TWO DRUG-ELUTING INTRALUMINAL DEVICES, PERCUTANEOUS APPROACH	470356
PX_PAD	PAD (PX)	PX10	047035Z	DILATION OF ABDOMINAL AORTA WITH TWO DRUG-ELUTING INTRALUMINAL DEVICES, PERCUTANEOUS APPROACH	047035Z
PX_PAD	PAD (PX)	PX10	0470366	DILATION OF ABDOMINAL AORTA, BIFURCATION, WITH THREE DRUG-ELUTING INTRALUMINAL DEVICES, PERCUTANEOUS APPROACH	470366
PX_PAD	PAD (PX)	PX10	047036Z	DILATION OF ABDOMINAL AORTA WITH THREE DRUG-ELUTING INTRALUMINAL DEVICES, PERCUTANEOUS APPROACH	047036Z
PX_PAD	PAD (PX)	PX10	0470376	DILATION OF ABDOMINAL AORTA, BIFURCATION, WITH FOUR OR MORE DRUG-ELUTING INTRALUMINAL DEVICES, PERCUTANEOUS APPROACH	470376
PX_PAD	PAD (PX)	PX10	047037Z	DILATION OF ABDOMINAL AORTA WITH FOUR OR MORE DRUG-ELUTING INTRALUMINAL DEVICES, PERCUTANEOUS APPROACH	047037Z
PX_PAD	PAD (PX)	PX10	04703D1	DILATION OF ABDOMINAL AORTA WITH INTRALUMINAL DEVICE, USING DRUG-COATED BALLOON, PERCUTANEOUS APPROACH	04703D1
PX_PAD	PAD (PX)	PX10	04703D6	DILATION OF ABDOMINAL AORTA, BIFURCATION, WITH INTRALUMINAL DEVICE, PERCUTANEOUS APPROACH	04703D6
PX_PAD	PAD (PX)	PX10	04703DZ	DILATION OF ABDOMINAL AORTA WITH INTRALUMINAL DEVICE, PERCUTANEOUS APPROACH	04703DZ
PX_PAD	PAD (PX)	PX10	04703E6	DILATION OF ABDOMINAL AORTA, BIFURCATION, WITH TWO INTRALUMINAL DEVICES, PERCUTANEOUS APPROACH	4703000000
PX_PAD	PAD (PX)	PX10	04703EZ	DILATION OF ABDOMINAL AORTA WITH TWO INTRALUMINAL DEVICES, PERCUTANEOUS APPROACH	04703EZ

Boehringer Ingelheim
Statistical and Epidemiological Analysis Plan (SEAP) for Non-Interventional Study
(NIS)
BI Study Number 1245-0228

Proprietary confidential information © 2023 Boehringer Ingelheim International GmbH or one or more of its affiliated companies

PX_PAD	PAD (PX)	PX10	04703F6	DILATION OF ABDOMINAL AORTA, BIFURCATION, WITH THREE INTRALUMINAL DEVICES, PERCUTANEOUS APPROACH	04703F6
PX_PAD	PAD (PX)	PX10	04703FZ	DILATION OF ABDOMINAL AORTA WITH THREE INTRALUMINAL DEVICES, PERCUTANEOUS APPROACH	04703FZ
PX_PAD	PAD (PX)	PX10	04703G6	DILATION OF ABDOMINAL AORTA, BIFURCATION, WITH FOUR OR MORE INTRALUMINAL DEVICES, PERCUTANEOUS APPROACH	04703G6
PX_PAD	PAD (PX)	PX10	04703GZ	DILATION OF ABDOMINAL AORTA WITH FOUR OR MORE INTRALUMINAL DEVICES, PERCUTANEOUS APPROACH	04703GZ
PX_PAD	PAD (PX)	PX10	04703Z1	DILATION OF ABDOMINAL AORTA USING DRUG-COATED BALLOON, PERCUTANEOUS APPROACH	04703Z1
PX_PAD	PAD (PX)	PX10	04703Z6	DILATION OF ABDOMINAL AORTA, BIFURCATION, PERCUTANEOUS APPROACH	04703Z6
PX_PAD	PAD (PX)	PX10	04703ZZ	DILATION OF ABDOMINAL AORTA, PERCUTANEOUS APPROACH	04703ZZ
PX_PAD	PAD (PX)	PX10	0470441	DILATION OF ABDOMINAL AORTA WITH DRUG-ELUTING INTRALUMINAL DEVICE, USING DRUG-COATED BALLOON, PERCUTANEOUS ENDOSCOPIC APPROACH	470441
PX_PAD	PAD (PX)	PX10	0470446	DILATION OF ABDOMINAL AORTA, BIFURCATION, WITH DRUG-ELUTING INTRALUMINAL DEVICE, PERCUTANEOUS ENDOSCOPIC APPROACH	470446
PX_PAD	PAD (PX)	PX10	047044Z	DILATION OF ABDOMINAL AORTA WITH DRUG-ELUTING INTRALUMINAL DEVICE, PERCUTANEOUS ENDOSCOPIC APPROACH	047044Z
PX_PAD	PAD (PX)	PX10	0470456	DILATION OF ABDOMINAL AORTA, BIFURCATION, WITH TWO DRUG-ELUTING INTRALUMINAL DEVICES, PERCUTANEOUS ENDOSCOPIC APPROACH	470456
PX_PAD	PAD (PX)	PX10	047045Z	DILATION OF ABDOMINAL AORTA WITH TWO DRUG-ELUTING INTRALUMINAL DEVICES, PERCUTANEOUS ENDOSCOPIC APPROACH	047045Z
PX_PAD	PAD (PX)	PX10	0470466	DILATION OF ABDOMINAL AORTA, BIFURCATION, WITH THREE DRUG-ELUTING INTRALUMINAL DEVICES, PERCUTANEOUS ENDOSCOPIC APPROACH	470466
PX_PAD	PAD (PX)	PX10	047046Z	DILATION OF ABDOMINAL AORTA WITH THREE DRUG-ELUTING INTRALUMINAL DEVICES, PERCUTANEOUS ENDOSCOPIC APPROACH	047046Z
PX_PAD	PAD (PX)	PX10	0470476	DILATION OF ABDOMINAL AORTA, BIFURCATION, WITH FOUR OR MORE DRUG-ELUTING INTRALUMINAL DEVICES, PERCUTANEOUS ENDOSCOPIC APPROACH	470476
PX_PAD	PAD (PX)	PX10	047047Z	DILATION OF ABDOMINAL AORTA WITH FOUR OR MORE DRUG-ELUTING INTRALUMINAL DEVICES, PERCUTANEOUS ENDOSCOPIC APPROACH	047047Z
PX_PAD	PAD (PX)	PX10	04704D1	DILATION OF ABDOMINAL AORTA WITH INTRALUMINAL DEVICE, USING DRUG-COATED BALLOON, PERCUTANEOUS ENDOSCOPIC APPROACH	04704D1
PX_PAD	PAD (PX)	PX10	04704D6	DILATION OF ABDOMINAL AORTA, BIFURCATION, WITH INTRALUMINAL DEVICE, PERCUTANEOUS ENDOSCOPIC APPROACH	04704D6
PX_PAD	PAD (PX)	PX10	04704DZ	DILATION OF ABDOMINAL AORTA WITH INTRALUMINAL DEVICE, PERCUTANEOUS ENDOSCOPIC APPROACH	04704DZ
PX_PAD	PAD (PX)	PX10	04704E6	DILATION OF ABDOMINAL AORTA, BIFURCATION, WITH TWO INTRALUMINAL DEVICES, PERCUTANEOUS ENDOSCOPIC APPROACH	470400000

Boehringer Ingelheim
Statistical and Epidemiological Analysis Plan (SEAP) for Non-Interventional Study
(NIS)
BI Study Number 1245-0228

Proprietary confidential information © 2023 Boehringer Ingelheim International GmbH or one or more of its affiliated companies

PX_PAD	PAD (PX)	PX10	04704EZ	DILATION OF ABDOMINAL AORTA WITH TWO INTRALUMINAL DEVICES, PERCUTANEOUS ENDOSCOPIC APPROACH	04704EZ
PX_PAD	PAD (PX)	PX10	04704F6	DILATION OF ABDOMINAL AORTA, BIFURCATION, WITH THREE INTRALUMINAL DEVICES, PERCUTANEOUS ENDOSCOPIC APPROACH	04704F6
PX_PAD	PAD (PX)	PX10	04704FZ	DILATION OF ABDOMINAL AORTA WITH THREE INTRALUMINAL DEVICES, PERCUTANEOUS ENDOSCOPIC APPROACH	04704FZ
PX_PAD	PAD (PX)	PX10	04704G6	DILATION OF ABDOMINAL AORTA, BIFURCATION, WITH FOUR OR MORE INTRALUMINAL DEVICES, PERCUTANEOUS ENDOSCOPIC APPROACH	04704G6
PX_PAD	PAD (PX)	PX10	04704GZ	DILATION OF ABDOMINAL AORTA WITH FOUR OR MORE INTRALUMINAL DEVICES, PERCUTANEOUS ENDOSCOPIC APPROACH	04704GZ
PX_PAD	PAD (PX)	PX10	04704Z1	DILATION OF ABDOMINAL AORTA USING DRUG-COATED BALLOON, PERCUTANEOUS ENDOSCOPIC APPROACH	04704Z1
PX_PAD	PAD (PX)	PX10	04704Z6	DILATION OF ABDOMINAL AORTA, BIFURCATION, PERCUTANEOUS ENDOSCOPIC APPROACH	04704Z6
PX_PAD	PAD (PX)	PX10	04704ZZ	DILATION OF ABDOMINAL AORTA, PERCUTANEOUS ENDOSCOPIC APPROACH	04704ZZ
PX_PAD	PAD (PX)	PX10	047C046	DILATION OF RIGHT COMMON ILIAC ARTERY, BIFURCATION, WITH DRUG-ELUTING INTRALUMINAL DEVICE, OPEN APPROACH	047C046
PX_PAD	PAD (PX)	PX10	047C04Z	DILATION OF RIGHT COMMON ILIAC ARTERY WITH DRUG-ELUTING INTRALUMINAL DEVICE, OPEN APPROACH	047C04Z
PX_PAD	PAD (PX)	PX10	047C056	DILATION OF RIGHT COMMON ILIAC ARTERY, BIFURCATION, WITH TWO DRUG-ELUTING INTRALUMINAL DEVICES, OPEN APPROACH	047C056
PX_PAD	PAD (PX)	PX10	047C05Z	DILATION OF RIGHT COMMON ILIAC ARTERY WITH TWO DRUG-ELUTING INTRALUMINAL DEVICES, OPEN APPROACH	047C05Z
PX_PAD	PAD (PX)	PX10	047C066	DILATION OF RIGHT COMMON ILIAC ARTERY, BIFURCATION, WITH THREE DRUG-ELUTING INTRALUMINAL DEVICES, OPEN APPROACH	047C066
PX_PAD	PAD (PX)	PX10	047C06Z	DILATION OF RIGHT COMMON ILIAC ARTERY WITH THREE DRUG-ELUTING INTRALUMINAL DEVICES, OPEN APPROACH	047C06Z
PX_PAD	PAD (PX)	PX10	047C076	DILATION OF RIGHT COMMON ILIAC ARTERY, BIFURCATION, WITH FOUR OR MORE DRUG-ELUTING INTRALUMINAL DEVICES, OPEN APPROACH	047C076
PX_PAD	PAD (PX)	PX10	047C07Z	DILATION OF RIGHT COMMON ILIAC ARTERY WITH FOUR OR MORE DRUG-ELUTING INTRALUMINAL DEVICES, OPEN APPROACH	047C07Z
PX_PAD	PAD (PX)	PX10	047C0D6	DILATION OF RIGHT COMMON ILIAC ARTERY, BIFURCATION, WITH INTRALUMINAL DEVICE, OPEN APPROACH	047C0D6
PX_PAD	PAD (PX)	PX10	047C0DZ	DILATION OF RIGHT COMMON ILIAC ARTERY WITH INTRALUMINAL DEVICE, OPEN APPROACH	047C0DZ
PX_PAD	PAD (PX)	PX10	047C0E6	DILATION OF RIGHT COMMON ILIAC ARTERY, BIFURCATION, WITH TWO INTRALUMINAL DEVICES, OPEN APPROACH	047C0E6
PX_PAD	PAD (PX)	PX10	047C0EZ	DILATION OF RIGHT COMMON ILIAC ARTERY WITH TWO INTRALUMINAL DEVICES, OPEN APPROACH	047C0EZ
PX_PAD	PAD (PX)	PX10	047C0F6	DILATION OF RIGHT COMMON ILIAC ARTERY, BIFURCATION, WITH THREE INTRALUMINAL DEVICES, OPEN APPROACH	047C0F6
PX_PAD	PAD (PX)	PX10	047C0FZ	DILATION OF RIGHT COMMON ILIAC ARTERY WITH THREE INTRALUMINAL DEVICES, OPEN APPROACH	047C0FZ

Boehringer Ingelheim
Statistical and Epidemiological Analysis Plan (SEAP) for Non-Interventional Study
(NIS)
BI Study Number 1245-0228

Proprietary confidential information © 2023 Boehringer Ingelheim International GmbH or one or more of its affiliated companies

PX_PAD	PAD (PX)	PX10	047C0G6	DILATION OF RIGHT COMMON ILIAC ARTERY, BIFURCATION, WITH FOUR OR MORE INTRALUMINAL DEVICES, OPEN APPROACH	047C0G6
PX_PAD	PAD (PX)	PX10	047C0GZ	DILATION OF RIGHT COMMON ILIAC ARTERY WITH FOUR OR MORE INTRALUMINAL DEVICES, OPEN APPROACH	047C0GZ
PX_PAD	PAD (PX)	PX10	047C0Z6	DILATION OF RIGHT COMMON ILIAC ARTERY, BIFURCATION, OPEN APPROACH	047C0Z6
PX_PAD	PAD (PX)	PX10	047C0ZZ	DILATION OF RIGHT COMMON ILIAC ARTERY, OPEN APPROACH	047C0ZZ
PX_PAD	PAD (PX)	PX10	047C346	DILATION OF RIGHT COMMON ILIAC ARTERY, BIFURCATION, WITH DRUG-ELUTING INTRALUMINAL DEVICE, PERCUTANEOUS APPROACH	047C346
PX_PAD	PAD (PX)	PX10	047C34Z	DILATION OF RIGHT COMMON ILIAC ARTERY WITH DRUG-ELUTING INTRALUMINAL DEVICE, PERCUTANEOUS APPROACH	047C34Z
PX_PAD	PAD (PX)	PX10	047C356	DILATION OF RIGHT COMMON ILIAC ARTERY, BIFURCATION, WITH TWO DRUG-ELUTING INTRALUMINAL DEVICES, PERCUTANEOUS APPROACH	047C356
PX_PAD	PAD (PX)	PX10	047C35Z	DILATION OF RIGHT COMMON ILIAC ARTERY WITH TWO DRUG-ELUTING INTRALUMINAL DEVICES, PERCUTANEOUS APPROACH	047C35Z
PX_PAD	PAD (PX)	PX10	047C366	DILATION OF RIGHT COMMON ILIAC ARTERY, BIFURCATION, WITH THREE DRUG-ELUTING INTRALUMINAL DEVICES, PERCUTANEOUS APPROACH	047C366
PX_PAD	PAD (PX)	PX10	047C36Z	DILATION OF RIGHT COMMON ILIAC ARTERY WITH THREE DRUG-ELUTING INTRALUMINAL DEVICES, PERCUTANEOUS APPROACH	047C36Z
PX_PAD	PAD (PX)	PX10	047C376	DILATION OF RIGHT COMMON ILIAC ARTERY, BIFURCATION, WITH FOUR OR MORE DRUG-ELUTING INTRALUMINAL DEVICES, PERCUTANEOUS APPROACH	047C376
PX_PAD	PAD (PX)	PX10	047C37Z	DILATION OF RIGHT COMMON ILIAC ARTERY WITH FOUR OR MORE DRUG-ELUTING INTRALUMINAL DEVICES, PERCUTANEOUS APPROACH	047C37Z
PX_PAD	PAD (PX)	PX10	047C3D6	DILATION OF RIGHT COMMON ILIAC ARTERY, BIFURCATION, WITH INTRALUMINAL DEVICE, PERCUTANEOUS APPROACH	047C3D6
PX_PAD	PAD (PX)	PX10	047C3DZ	DILATION OF RIGHT COMMON ILIAC ARTERY WITH INTRALUMINAL DEVICE, PERCUTANEOUS APPROACH	047C3DZ
PX_PAD	PAD (PX)	PX10	047C3E6	DILATION OF RIGHT COMMON ILIAC ARTERY, BIFURCATION, WITH TWO INTRALUMINAL DEVICES, PERCUTANEOUS APPROACH	047C3E6
PX_PAD	PAD (PX)	PX10	047C3EZ	DILATION OF RIGHT COMMON ILIAC ARTERY WITH TWO INTRALUMINAL DEVICES, PERCUTANEOUS APPROACH	047C3EZ
PX_PAD	PAD (PX)	PX10	047C3F6	DILATION OF RIGHT COMMON ILIAC ARTERY, BIFURCATION, WITH THREE INTRALUMINAL DEVICES, PERCUTANEOUS APPROACH	047C3F6
PX_PAD	PAD (PX)	PX10	047C3FZ	DILATION OF RIGHT COMMON ILIAC ARTERY WITH THREE INTRALUMINAL DEVICES, PERCUTANEOUS APPROACH	047C3FZ
PX_PAD	PAD (PX)	PX10	047C3G6	DILATION OF RIGHT COMMON ILIAC ARTERY, BIFURCATION, WITH FOUR OR MORE INTRALUMINAL DEVICES, PERCUTANEOUS APPROACH	047C3G6
PX_PAD	PAD (PX)	PX10	047C3GZ	DILATION OF RIGHT COMMON ILIAC ARTERY WITH FOUR OR MORE INTRALUMINAL DEVICES, PERCUTANEOUS APPROACH	047C3GZ

Boehringer Ingelheim
Statistical and Epidemiological Analysis Plan (SEAP) for Non-Interventional Study
(NIS)
BI Study Number 1245-0228

Proprietary confidential information © 2023 Boehringer Ingelheim International GmbH or one or more of its affiliated companies

PX_PAD	PAD (PX)	PX10	047C3Z6	DILATION OF RIGHT COMMON ILIAC ARTERY, BIFURCATION, PERCUTANEOUS APPROACH	047C3Z6
PX_PAD	PAD (PX)	PX10	047C3ZZ	DILATION OF RIGHT COMMON ILIAC ARTERY, PERCUTANEOUS APPROACH	047C3ZZ
PX_PAD	PAD (PX)	PX10	047C446	DILATION OF RIGHT COMMON ILIAC ARTERY, BIFURCATION, WITH DRUG-ELUTING INTRALUMINAL DEVICE, PERCUTANEOUS ENDOSCOPIC APPROACH	047C446
PX_PAD	PAD (PX)	PX10	047C44Z	DILATION OF RIGHT COMMON ILIAC ARTERY WITH DRUG-ELUTING INTRALUMINAL DEVICE, PERCUTANEOUS ENDOSCOPIC APPROACH	047C44Z
PX_PAD	PAD (PX)	PX10	047C456	DILATION OF RIGHT COMMON ILIAC ARTERY, BIFURCATION, WITH TWO DRUG-ELUTING INTRALUMINAL DEVICES, PERCUTANEOUS ENDOSCOPIC APPROACH	047C456
PX_PAD	PAD (PX)	PX10	047C45Z	DILATION OF RIGHT COMMON ILIAC ARTERY WITH TWO DRUG-ELUTING INTRALUMINAL DEVICES, PERCUTANEOUS ENDOSCOPIC APPROACH	047C45Z
PX_PAD	PAD (PX)	PX10	047C466	DILATION OF RIGHT COMMON ILIAC ARTERY, BIFURCATION, WITH THREE DRUG-ELUTING INTRALUMINAL DEVICES, PERCUTANEOUS ENDOSCOPIC APPROACH	047C466
PX_PAD	PAD (PX)	PX10	047C46Z	DILATION OF RIGHT COMMON ILIAC ARTERY WITH THREE DRUG-ELUTING INTRALUMINAL DEVICES, PERCUTANEOUS ENDOSCOPIC APPROACH	047C46Z
PX_PAD	PAD (PX)	PX10	047C476	DILATION OF RIGHT COMMON ILIAC ARTERY, BIFURCATION, WITH FOUR OR MORE DRUG-ELUTING INTRALUMINAL DEVICES, PERCUTANEOUS ENDOSCOPIC APPROACH	047C476
PX_PAD	PAD (PX)	PX10	047C47Z	DILATION OF RIGHT COMMON ILIAC ARTERY WITH FOUR OR MORE DRUG-ELUTING INTRALUMINAL DEVICES, PERCUTANEOUS ENDOSCOPIC APPROACH	047C47Z
PX_PAD	PAD (PX)	PX10	047C4D6	DILATION OF RIGHT COMMON ILIAC ARTERY, BIFURCATION, WITH INTRALUMINAL DEVICE, PERCUTANEOUS ENDOSCOPIC APPROACH	047C4D6
PX_PAD	PAD (PX)	PX10	047C4DZ	DILATION OF RIGHT COMMON ILIAC ARTERY WITH INTRALUMINAL DEVICE, PERCUTANEOUS ENDOSCOPIC APPROACH	047C4DZ
PX_PAD	PAD (PX)	PX10	047C4E6	DILATION OF RIGHT COMMON ILIAC ARTERY, BIFURCATION, WITH TWO INTRALUMINAL DEVICES, PERCUTANEOUS ENDOSCOPIC APPROACH	047C4E6
PX_PAD	PAD (PX)	PX10	047C4EZ	DILATION OF RIGHT COMMON ILIAC ARTERY WITH TWO INTRALUMINAL DEVICES, PERCUTANEOUS ENDOSCOPIC APPROACH	047C4EZ
PX_PAD	PAD (PX)	PX10	047C4F6	DILATION OF RIGHT COMMON ILIAC ARTERY, BIFURCATION, WITH THREE INTRALUMINAL DEVICES, PERCUTANEOUS ENDOSCOPIC APPROACH	047C4F6
PX_PAD	PAD (PX)	PX10	047C4FZ	DILATION OF RIGHT COMMON ILIAC ARTERY WITH THREE INTRALUMINAL DEVICES, PERCUTANEOUS ENDOSCOPIC APPROACH	047C4FZ
PX_PAD	PAD (PX)	PX10	047C4G6	DILATION OF RIGHT COMMON ILIAC ARTERY, BIFURCATION, WITH FOUR OR MORE INTRALUMINAL DEVICES, PERCUTANEOUS ENDOSCOPIC APPROACH	047C4G6
PX_PAD	PAD (PX)	PX10	047C4GZ	DILATION OF RIGHT COMMON ILIAC ARTERY WITH FOUR OR MORE INTRALUMINAL DEVICES, PERCUTANEOUS ENDOSCOPIC APPROACH	047C4GZ

Boehringer Ingelheim
Statistical and Epidemiological Analysis Plan (SEAP) for Non-Interventional Study
(NIS)
BI Study Number 1245-0228

Proprietary confidential information © 2023 Boehringer Ingelheim International GmbH or one or more of its affiliated companies

PX_PAD	PAD (PX)	PX10	047C4Z6	DILATION OF RIGHT COMMON ILIAC ARTERY, BIFURCATION, PERCUTANEOUS ENDOSCOPIC APPROACH	047C4Z6
PX_PAD	PAD (PX)	PX10	047C4ZZ	DILATION OF RIGHT COMMON ILIAC ARTERY, PERCUTANEOUS ENDOSCOPIC APPROACH	047C4ZZ
PX_PAD	PAD (PX)	PX10	047D046	DILATION OF LEFT COMMON ILIAC ARTERY, BIFURCATION, WITH DRUG-ELUTING INTRALUMINAL DEVICE, OPEN APPROACH	047D046
PX_PAD	PAD (PX)	PX10	047D04Z	DILATION OF LEFT COMMON ILIAC ARTERY WITH DRUG-ELUTING INTRALUMINAL DEVICE, OPEN APPROACH	047D04Z
PX_PAD	PAD (PX)	PX10	047D056	DILATION OF LEFT COMMON ILIAC ARTERY, BIFURCATION, WITH TWO DRUG-ELUTING INTRALUMINAL DEVICES, OPEN APPROACH	047D056
PX_PAD	PAD (PX)	PX10	047D05Z	DILATION OF LEFT COMMON ILIAC ARTERY WITH TWO DRUG-ELUTING INTRALUMINAL DEVICES, OPEN APPROACH	047D05Z
PX_PAD	PAD (PX)	PX10	047D066	DILATION OF LEFT COMMON ILIAC ARTERY, BIFURCATION, WITH THREE DRUG-ELUTING INTRALUMINAL DEVICES, OPEN APPROACH	047D066
PX_PAD	PAD (PX)	PX10	047D06Z	DILATION OF LEFT COMMON ILIAC ARTERY WITH THREE DRUG-ELUTING INTRALUMINAL DEVICES, OPEN APPROACH	047D06Z
PX_PAD	PAD (PX)	PX10	047D076	DILATION OF LEFT COMMON ILIAC ARTERY, BIFURCATION, WITH FOUR OR MORE DRUG-ELUTING INTRALUMINAL DEVICES, OPEN APPROACH	047D076
PX_PAD	PAD (PX)	PX10	047D07Z	DILATION OF LEFT COMMON ILIAC ARTERY WITH FOUR OR MORE DRUG-ELUTING INTRALUMINAL DEVICES, OPEN APPROACH	047D07Z
PX_PAD	PAD (PX)	PX10	047D0D6	DILATION OF LEFT COMMON ILIAC ARTERY, BIFURCATION, WITH INTRALUMINAL DEVICE, OPEN APPROACH	047D0D6
PX_PAD	PAD (PX)	PX10	047D0DZ	DILATION OF LEFT COMMON ILIAC ARTERY WITH INTRALUMINAL DEVICE, OPEN APPROACH	047D0DZ
PX_PAD	PAD (PX)	PX10	047D0E6	DILATION OF LEFT COMMON ILIAC ARTERY, BIFURCATION, WITH TWO INTRALUMINAL DEVICES, OPEN APPROACH	047D0E6
PX_PAD	PAD (PX)	PX10	047D0EZ	DILATION OF LEFT COMMON ILIAC ARTERY WITH TWO INTRALUMINAL DEVICES, OPEN APPROACH	047D0EZ
PX_PAD	PAD (PX)	PX10	047D0F6	DILATION OF LEFT COMMON ILIAC ARTERY, BIFURCATION, WITH THREE INTRALUMINAL DEVICES, OPEN APPROACH	047D0F6
PX_PAD	PAD (PX)	PX10	047D0FZ	DILATION OF LEFT COMMON ILIAC ARTERY WITH THREE INTRALUMINAL DEVICES, OPEN APPROACH	047D0FZ
PX_PAD	PAD (PX)	PX10	047D0G6	DILATION OF LEFT COMMON ILIAC ARTERY, BIFURCATION, WITH FOUR OR MORE INTRALUMINAL DEVICES, OPEN APPROACH	047D0G6
PX_PAD	PAD (PX)	PX10	047D0GZ	DILATION OF LEFT COMMON ILIAC ARTERY WITH FOUR OR MORE INTRALUMINAL DEVICES, OPEN APPROACH	047D0GZ
PX_PAD	PAD (PX)	PX10	047D0Z6	DILATION OF LEFT COMMON ILIAC ARTERY, BIFURCATION, OPEN APPROACH	047D0Z6
PX_PAD	PAD (PX)	PX10	047D0ZZ	DILATION OF LEFT COMMON ILIAC ARTERY, OPEN APPROACH	047D0ZZ
PX_PAD	PAD (PX)	PX10	047D346	DILATION OF LEFT COMMON ILIAC ARTERY, BIFURCATION, WITH DRUG-ELUTING INTRALUMINAL DEVICE, PERCUTANEOUS APPROACH	047D346
PX_PAD	PAD (PX)	PX10	047D34Z	DILATION OF LEFT COMMON ILIAC ARTERY WITH DRUG-ELUTING INTRALUMINAL DEVICE, PERCUTANEOUS APPROACH	047D34Z

Boehringer Ingelheim
Statistical and Epidemiological Analysis Plan (SEAP) for Non-Interventional Study
(NIS)
BI Study Number 1245-0228

Proprietary confidential information © 2023 Boehringer Ingelheim International GmbH or one or more of its affiliated companies

PX_PAD	PAD (PX)	PX10	047D356	DILATION OF LEFT COMMON ILIAC ARTERY, BIFURCATION, WITH TWO DRUG-ELUTING INTRALUMINAL DEVICES, PERCUTANEOUS APPROACH	047D356
PX_PAD	PAD (PX)	PX10	047D35Z	DILATION OF LEFT COMMON ILIAC ARTERY WITH TWO DRUG-ELUTING INTRALUMINAL DEVICES, PERCUTANEOUS APPROACH	047D35Z
PX_PAD	PAD (PX)	PX10	047D366	DILATION OF LEFT COMMON ILIAC ARTERY, BIFURCATION, WITH THREE DRUG-ELUTING INTRALUMINAL DEVICES, PERCUTANEOUS APPROACH	047D366
PX_PAD	PAD (PX)	PX10	047D36Z	DILATION OF LEFT COMMON ILIAC ARTERY WITH THREE DRUG-ELUTING INTRALUMINAL DEVICES, PERCUTANEOUS APPROACH	047D36Z
PX_PAD	PAD (PX)	PX10	047D376	DILATION OF LEFT COMMON ILIAC ARTERY, BIFURCATION, WITH FOUR OR MORE DRUG-ELUTING INTRALUMINAL DEVICES, PERCUTANEOUS APPROACH	047D376
PX_PAD	PAD (PX)	PX10	047D37Z	DILATION OF LEFT COMMON ILIAC ARTERY WITH FOUR OR MORE DRUG-ELUTING INTRALUMINAL DEVICES, PERCUTANEOUS APPROACH	047D37Z
PX_PAD	PAD (PX)	PX10	047D3D6	DILATION OF LEFT COMMON ILIAC ARTERY, BIFURCATION, WITH INTRALUMINAL DEVICE, PERCUTANEOUS APPROACH	047D3D6
PX_PAD	PAD (PX)	PX10	047D3DZ	DILATION OF LEFT COMMON ILIAC ARTERY WITH INTRALUMINAL DEVICE, PERCUTANEOUS APPROACH	047D3DZ
PX_PAD	PAD (PX)	PX10	047D3E6	DILATION OF LEFT COMMON ILIAC ARTERY, BIFURCATION, WITH TWO INTRALUMINAL DEVICES, PERCUTANEOUS APPROACH	047D3E6
PX_PAD	PAD (PX)	PX10	047D3EZ	DILATION OF LEFT COMMON ILIAC ARTERY WITH TWO INTRALUMINAL DEVICES, PERCUTANEOUS APPROACH	047D3EZ
PX_PAD	PAD (PX)	PX10	047D3F6	DILATION OF LEFT COMMON ILIAC ARTERY, BIFURCATION, WITH THREE INTRALUMINAL DEVICES, PERCUTANEOUS APPROACH	047D3F6
PX_PAD	PAD (PX)	PX10	047D3FZ	DILATION OF LEFT COMMON ILIAC ARTERY WITH THREE INTRALUMINAL DEVICES, PERCUTANEOUS APPROACH	047D3FZ
PX_PAD	PAD (PX)	PX10	047D3G6	DILATION OF LEFT COMMON ILIAC ARTERY, BIFURCATION, WITH FOUR OR MORE INTRALUMINAL DEVICES, PERCUTANEOUS APPROACH	047D3G6
PX_PAD	PAD (PX)	PX10	047D3GZ	DILATION OF LEFT COMMON ILIAC ARTERY WITH FOUR OR MORE INTRALUMINAL DEVICES, PERCUTANEOUS APPROACH	047D3GZ
PX_PAD	PAD (PX)	PX10	047D3Z6	DILATION OF LEFT COMMON ILIAC ARTERY, BIFURCATION, PERCUTANEOUS APPROACH	047D3Z6
PX_PAD	PAD (PX)	PX10	047D3ZZ	DILATION OF LEFT COMMON ILIAC ARTERY, PERCUTANEOUS APPROACH	047D3ZZ
PX_PAD	PAD (PX)	PX10	047D446	DILATION OF LEFT COMMON ILIAC ARTERY, BIFURCATION, WITH DRUG-ELUTING INTRALUMINAL DEVICE, PERCUTANEOUS ENDOSCOPIC APPROACH	047D446
PX_PAD	PAD (PX)	PX10	047D44Z	DILATION OF LEFT COMMON ILIAC ARTERY WITH DRUG-ELUTING INTRALUMINAL DEVICE, PERCUTANEOUS ENDOSCOPIC APPROACH	047D44Z
PX_PAD	PAD (PX)	PX10	047D456	DILATION OF LEFT COMMON ILIAC ARTERY, BIFURCATION, WITH TWO DRUG-ELUTING INTRALUMINAL DEVICES, PERCUTANEOUS ENDOSCOPIC APPROACH	047D456
PX_PAD	PAD (PX)	PX10	047D45Z	DILATION OF LEFT COMMON ILIAC ARTERY WITH TWO DRUG-ELUTING INTRALUMINAL DEVICES, PERCUTANEOUS ENDOSCOPIC APPROACH	047D45Z

Boehringer Ingelheim
Statistical and Epidemiological Analysis Plan (SEAP) for Non-Interventional Study
(NIS)
BI Study Number 1245-0228

Proprietary confidential information © 2023 Boehringer Ingelheim International GmbH or one or more of its affiliated companies

PX_PAD	PAD (PX)	PX10	047D466	DILATION OF LEFT COMMON ILIAC ARTERY, BIFURCATION, WITH THREE DRUG-ELUTING INTRALUMINAL DEVICES, PERCUTANEOUS ENDOSCOPIC APPROACH	047D466
PX_PAD	PAD (PX)	PX10	047D46Z	DILATION OF LEFT COMMON ILIAC ARTERY WITH THREE DRUG-ELUTING INTRALUMINAL DEVICES, PERCUTANEOUS ENDOSCOPIC APPROACH	047D46Z
PX_PAD	PAD (PX)	PX10	047D476	DILATION OF LEFT COMMON ILIAC ARTERY, BIFURCATION, WITH FOUR OR MORE DRUG-ELUTING INTRALUMINAL DEVICES, PERCUTANEOUS ENDOSCOPIC APPROACH	047D476
PX_PAD	PAD (PX)	PX10	047D47Z	DILATION OF LEFT COMMON ILIAC ARTERY WITH FOUR OR MORE DRUG-ELUTING INTRALUMINAL DEVICES, PERCUTANEOUS ENDOSCOPIC APPROACH	047D47Z
PX_PAD	PAD (PX)	PX10	047D4D6	DILATION OF LEFT COMMON ILIAC ARTERY, BIFURCATION, WITH INTRALUMINAL DEVICE, PERCUTANEOUS ENDOSCOPIC APPROACH	047D4D6
PX_PAD	PAD (PX)	PX10	047D4DZ	DILATION OF LEFT COMMON ILIAC ARTERY WITH INTRALUMINAL DEVICE, PERCUTANEOUS ENDOSCOPIC APPROACH	047D4DZ
PX_PAD	PAD (PX)	PX10	047D4E6	DILATION OF LEFT COMMON ILIAC ARTERY, BIFURCATION, WITH TWO INTRALUMINAL DEVICES, PERCUTANEOUS ENDOSCOPIC APPROACH	047D4E6
PX_PAD	PAD (PX)	PX10	047D4EZ	DILATION OF LEFT COMMON ILIAC ARTERY WITH TWO INTRALUMINAL DEVICES, PERCUTANEOUS ENDOSCOPIC APPROACH	047D4EZ
PX_PAD	PAD (PX)	PX10	047D4F6	DILATION OF LEFT COMMON ILIAC ARTERY, BIFURCATION, WITH THREE INTRALUMINAL DEVICES, PERCUTANEOUS ENDOSCOPIC APPROACH	047D4F6
PX_PAD	PAD (PX)	PX10	047D4FZ	DILATION OF LEFT COMMON ILIAC ARTERY WITH THREE INTRALUMINAL DEVICES, PERCUTANEOUS ENDOSCOPIC APPROACH	047D4FZ
PX_PAD	PAD (PX)	PX10	047D4G6	DILATION OF LEFT COMMON ILIAC ARTERY, BIFURCATION, WITH FOUR OR MORE INTRALUMINAL DEVICES, PERCUTANEOUS ENDOSCOPIC APPROACH	047D4G6
PX_PAD	PAD (PX)	PX10	047D4GZ	DILATION OF LEFT COMMON ILIAC ARTERY WITH FOUR OR MORE INTRALUMINAL DEVICES, PERCUTANEOUS ENDOSCOPIC APPROACH	047D4GZ
PX_PAD	PAD (PX)	PX10	047D4Z6	DILATION OF LEFT COMMON ILIAC ARTERY, BIFURCATION, PERCUTANEOUS ENDOSCOPIC APPROACH	047D4Z6
PX_PAD	PAD (PX)	PX10	047D4ZZ	DILATION OF LEFT COMMON ILIAC ARTERY, PERCUTANEOUS ENDOSCOPIC APPROACH	047D4ZZ
PX_PAD	PAD (PX)	PX10	047E046	DILATION OF RIGHT INTERNAL ILIAC ARTERY, BIFURCATION, WITH DRUG-ELUTING INTRALUMINAL DEVICE, OPEN APPROACH	4.7E+47
PX_PAD	PAD (PX)	PX10	047E04Z	DILATION OF RIGHT INTERNAL ILIAC ARTERY WITH DRUG-ELUTING INTRALUMINAL DEVICE, OPEN APPROACH	047E04Z
PX_PAD	PAD (PX)	PX10	047E056	DILATION OF RIGHT INTERNAL ILIAC ARTERY, BIFURCATION, WITH TWO DRUG-ELUTING INTRALUMINAL DEVICES, OPEN APPROACH	4.7E+57
PX_PAD	PAD (PX)	PX10	047E05Z	DILATION OF RIGHT INTERNAL ILIAC ARTERY WITH TWO DRUG-ELUTING INTRALUMINAL DEVICES, OPEN APPROACH	047E05Z
PX_PAD	PAD (PX)	PX10	047E066	DILATION OF RIGHT INTERNAL ILIAC ARTERY, BIFURCATION, WITH THREE DRUG-ELUTING INTRALUMINAL DEVICES, OPEN APPROACH	4.7E+67

Boehringer Ingelheim
Statistical and Epidemiological Analysis Plan (SEAP) for Non-Interventional Study
(NIS)
BI Study Number 1245-0228

Proprietary confidential information © 2023 Boehringer Ingelheim International GmbH or one or more of its affiliated companies

PX_PAD	PAD (PX)	PX10	047E06Z	DILATION OF RIGHT INTERNAL ILIAC ARTERY WITH THREE DRUG-ELUTING INTRALUMINAL DEVICES, OPEN APPROACH	047E06Z
PX_PAD	PAD (PX)	PX10	047E076	DILATION OF RIGHT INTERNAL ILIAC ARTERY, BIFURCATION, WITH FOUR OR MORE DRUG-ELUTING INTRALUMINAL DEVICES, OPEN APPROACH	4.7E+77
PX_PAD	PAD (PX)	PX10	047E07Z	DILATION OF RIGHT INTERNAL ILIAC ARTERY WITH FOUR OR MORE DRUG-ELUTING INTRALUMINAL DEVICES, OPEN APPROACH	047E07Z
PX_PAD	PAD (PX)	PX10	047E0D6	DILATION OF RIGHT INTERNAL ILIAC ARTERY, BIFURCATION, WITH INTRALUMINAL DEVICE, OPEN APPROACH	047E0D6
PX_PAD	PAD (PX)	PX10	047E0DZ	DILATION OF RIGHT INTERNAL ILIAC ARTERY WITH INTRALUMINAL DEVICE, OPEN APPROACH	047E0DZ
PX_PAD	PAD (PX)	PX10	047E0E6	DILATION OF RIGHT INTERNAL ILIAC ARTERY, BIFURCATION, WITH TWO INTRALUMINAL DEVICES, OPEN APPROACH	047E0E6
PX_PAD	PAD (PX)	PX10	047E0EZ	DILATION OF RIGHT INTERNAL ILIAC ARTERY WITH TWO INTRALUMINAL DEVICES, OPEN APPROACH	047E0EZ
PX_PAD	PAD (PX)	PX10	047E0F6	DILATION OF RIGHT INTERNAL ILIAC ARTERY, BIFURCATION, WITH THREE INTRALUMINAL DEVICES, OPEN APPROACH	047E0F6
PX_PAD	PAD (PX)	PX10	047E0FZ	DILATION OF RIGHT INTERNAL ILIAC ARTERY WITH THREE INTRALUMINAL DEVICES, OPEN APPROACH	047E0FZ
PX_PAD	PAD (PX)	PX10	047E0G6	DILATION OF RIGHT INTERNAL ILIAC ARTERY, BIFURCATION, WITH FOUR OR MORE INTRALUMINAL DEVICES, OPEN APPROACH	047E0G6
PX_PAD	PAD (PX)	PX10	047E0GZ	DILATION OF RIGHT INTERNAL ILIAC ARTERY WITH FOUR OR MORE INTRALUMINAL DEVICES, OPEN APPROACH	047E0GZ
PX_PAD	PAD (PX)	PX10	047E0Z6	DILATION OF RIGHT INTERNAL ILIAC ARTERY, BIFURCATION, OPEN APPROACH	047E0Z6
PX_PAD	PAD (PX)	PX10	047E0ZZ	DILATION OF RIGHT INTERNAL ILIAC ARTERY, OPEN APPROACH	047E0ZZ
PX_PAD	PAD (PX)	PX10	047E346	DILATION OF RIGHT INTERNAL ILIAC ARTERY, BIFURCATION, WITH DRUG-ELUTING INTRALUMINAL DEVICE, PERCUTANEOUS APPROACH	047E346
PX_PAD	PAD (PX)	PX10	047E34Z	DILATION OF RIGHT INTERNAL ILIAC ARTERY WITH DRUG-ELUTING INTRALUMINAL DEVICE, PERCUTANEOUS APPROACH	047E34Z
PX_PAD	PAD (PX)	PX10	047E356	DILATION OF RIGHT INTERNAL ILIAC ARTERY, BIFURCATION, WITH TWO DRUG-ELUTING INTRALUMINAL DEVICES, PERCUTANEOUS APPROACH	047E356
PX_PAD	PAD (PX)	PX10	047E35Z	DILATION OF RIGHT INTERNAL ILIAC ARTERY WITH TWO DRUG-ELUTING INTRALUMINAL DEVICES, PERCUTANEOUS APPROACH	047E35Z
PX_PAD	PAD (PX)	PX10	047E366	DILATION OF RIGHT INTERNAL ILIAC ARTERY, BIFURCATION, WITH THREE DRUG-ELUTING INTRALUMINAL DEVICES, PERCUTANEOUS APPROACH	047E366
PX_PAD	PAD (PX)	PX10	047E36Z	DILATION OF RIGHT INTERNAL ILIAC ARTERY WITH THREE DRUG-ELUTING INTRALUMINAL DEVICES, PERCUTANEOUS APPROACH	047E36Z
PX_PAD	PAD (PX)	PX10	047E376	DILATION OF RIGHT INTERNAL ILIAC ARTERY, BIFURCATION, WITH FOUR OR MORE DRUG-ELUTING INTRALUMINAL DEVICES, PERCUTANEOUS APPROACH	047E376

Boehringer Ingelheim
Statistical and Epidemiological Analysis Plan (SEAP) for Non-Interventional Study
(NIS)
BI Study Number 1245-0228

Proprietary confidential information © 2023 Boehringer Ingelheim International GmbH or one or more of its affiliated companies

PX_PAD	PAD (PX)	PX10	047E37Z	DILATION OF RIGHT INTERNAL ILIAC ARTERY WITH FOUR OR MORE DRUG-ELUTING INTRALUMINAL DEVICES, PERCUTANEOUS APPROACH	047E37Z
PX_PAD	PAD (PX)	PX10	047E3D6	DILATION OF RIGHT INTERNAL ILIAC ARTERY, BIFURCATION, WITH INTRALUMINAL DEVICE, PERCUTANEOUS APPROACH	047E3D6
PX_PAD	PAD (PX)	PX10	047E3DZ	DILATION OF RIGHT INTERNAL ILIAC ARTERY WITH INTRALUMINAL DEVICE, PERCUTANEOUS APPROACH	047E3DZ
PX_PAD	PAD (PX)	PX10	047E3E6	DILATION OF RIGHT INTERNAL ILIAC ARTERY, BIFURCATION, WITH TWO INTRALUMINAL DEVICES, PERCUTANEOUS APPROACH	047E3E6
PX_PAD	PAD (PX)	PX10	047E3EZ	DILATION OF RIGHT INTERNAL ILIAC ARTERY WITH TWO INTRALUMINAL DEVICES, PERCUTANEOUS APPROACH	047E3EZ
PX_PAD	PAD (PX)	PX10	047E3F6	DILATION OF RIGHT INTERNAL ILIAC ARTERY, BIFURCATION, WITH THREE INTRALUMINAL DEVICES, PERCUTANEOUS APPROACH	047E3F6
PX_PAD	PAD (PX)	PX10	047E3FZ	DILATION OF RIGHT INTERNAL ILIAC ARTERY WITH THREE INTRALUMINAL DEVICES, PERCUTANEOUS APPROACH	047E3FZ
PX_PAD	PAD (PX)	PX10	047E3G6	DILATION OF RIGHT INTERNAL ILIAC ARTERY, BIFURCATION, WITH FOUR OR MORE INTRALUMINAL DEVICES, PERCUTANEOUS APPROACH	047E3G6
PX_PAD	PAD (PX)	PX10	047E3GZ	DILATION OF RIGHT INTERNAL ILIAC ARTERY WITH FOUR OR MORE INTRALUMINAL DEVICES, PERCUTANEOUS APPROACH	047E3GZ
PX_PAD	PAD (PX)	PX10	047E3Z6	DILATION OF RIGHT INTERNAL ILIAC ARTERY, BIFURCATION, PERCUTANEOUS APPROACH	047E3Z6
PX_PAD	PAD (PX)	PX10	047E3ZZ	DILATION OF RIGHT INTERNAL ILIAC ARTERY, PERCUTANEOUS APPROACH	047E3ZZ
PX_PAD	PAD (PX)	PX10	047E446	DILATION OF RIGHT INTERNAL ILIAC ARTERY, BIFURCATION, WITH DRUG-ELUTING INTRALUMINAL DEVICE, PERCUTANEOUS ENDOSCOPIC APPROACH	047E446
PX_PAD	PAD (PX)	PX10	047E44Z	DILATION OF RIGHT INTERNAL ILIAC ARTERY WITH DRUG-ELUTING INTRALUMINAL DEVICE, PERCUTANEOUS ENDOSCOPIC APPROACH	047E44Z
PX_PAD	PAD (PX)	PX10	047E456	DILATION OF RIGHT INTERNAL ILIAC ARTERY, BIFURCATION, WITH TWO DRUG-ELUTING INTRALUMINAL DEVICES, PERCUTANEOUS ENDOSCOPIC APPROACH	047E456
PX_PAD	PAD (PX)	PX10	047E45Z	DILATION OF RIGHT INTERNAL ILIAC ARTERY WITH TWO DRUG-ELUTING INTRALUMINAL DEVICES, PERCUTANEOUS ENDOSCOPIC APPROACH	047E45Z
PX_PAD	PAD (PX)	PX10	047E466	DILATION OF RIGHT INTERNAL ILIAC ARTERY, BIFURCATION, WITH THREE DRUG-ELUTING INTRALUMINAL DEVICES, PERCUTANEOUS ENDOSCOPIC APPROACH	047E466
PX_PAD	PAD (PX)	PX10	047E46Z	DILATION OF RIGHT INTERNAL ILIAC ARTERY WITH THREE DRUG-ELUTING INTRALUMINAL DEVICES, PERCUTANEOUS ENDOSCOPIC APPROACH	047E46Z
PX_PAD	PAD (PX)	PX10	047E476	DILATION OF RIGHT INTERNAL ILIAC ARTERY, BIFURCATION, WITH FOUR OR MORE DRUG-ELUTING INTRALUMINAL DEVICES, PERCUTANEOUS ENDOSCOPIC APPROACH	047E476
PX_PAD	PAD (PX)	PX10	047E47Z	DILATION OF RIGHT INTERNAL ILIAC ARTERY WITH FOUR OR MORE DRUG-ELUTING INTRALUMINAL DEVICES, PERCUTANEOUS ENDOSCOPIC APPROACH	047E47Z

Boehringer Ingelheim
Statistical and Epidemiological Analysis Plan (SEAP) for Non-Interventional Study
(NIS)
BI Study Number 1245-0228

Proprietary confidential information © 2023 Boehringer Ingelheim International GmbH or one or more of its affiliated companies

PX_PAD	PAD (PX)	PX10	047E4D6	DILATION OF RIGHT INTERNAL ILIAC ARTERY, BIFURCATION, WITH INTRALUMINAL DEVICE, PERCUTANEOUS ENDOSCOPIC APPROACH	047E4D6
PX_PAD	PAD (PX)	PX10	047E4DZ	DILATION OF RIGHT INTERNAL ILIAC ARTERY WITH INTRALUMINAL DEVICE, PERCUTANEOUS ENDOSCOPIC APPROACH	047E4DZ
PX_PAD	PAD (PX)	PX10	047E4E6	DILATION OF RIGHT INTERNAL ILIAC ARTERY, BIFURCATION, WITH TWO INTRALUMINAL DEVICES, PERCUTANEOUS ENDOSCOPIC APPROACH	047E4E6
PX_PAD	PAD (PX)	PX10	047E4EZ	DILATION OF RIGHT INTERNAL ILIAC ARTERY WITH TWO INTRALUMINAL DEVICES, PERCUTANEOUS ENDOSCOPIC APPROACH	047E4EZ
PX_PAD	PAD (PX)	PX10	047E4F6	DILATION OF RIGHT INTERNAL ILIAC ARTERY, BIFURCATION, WITH THREE INTRALUMINAL DEVICES, PERCUTANEOUS ENDOSCOPIC APPROACH	047E4F6
PX_PAD	PAD (PX)	PX10	047E4FZ	DILATION OF RIGHT INTERNAL ILIAC ARTERY WITH THREE INTRALUMINAL DEVICES, PERCUTANEOUS ENDOSCOPIC APPROACH	047E4FZ
PX_PAD	PAD (PX)	PX10	047E4G6	DILATION OF RIGHT INTERNAL ILIAC ARTERY, BIFURCATION, WITH FOUR OR MORE INTRALUMINAL DEVICES, PERCUTANEOUS ENDOSCOPIC APPROACH	047E4G6
PX_PAD	PAD (PX)	PX10	047E4GZ	DILATION OF RIGHT INTERNAL ILIAC ARTERY WITH FOUR OR MORE INTRALUMINAL DEVICES, PERCUTANEOUS ENDOSCOPIC APPROACH	047E4GZ
PX_PAD	PAD (PX)	PX10	047E4Z6	DILATION OF RIGHT INTERNAL ILIAC ARTERY, BIFURCATION, PERCUTANEOUS ENDOSCOPIC APPROACH	047E4Z6
PX_PAD	PAD (PX)	PX10	047E4ZZ	DILATION OF RIGHT INTERNAL ILIAC ARTERY, PERCUTANEOUS ENDOSCOPIC APPROACH	047E4ZZ
PX_PAD	PAD (PX)	PX10	047F046	DILATION OF LEFT INTERNAL ILIAC ARTERY, BIFURCATION, WITH DRUG-ELUTING INTRALUMINAL DEVICE, OPEN APPROACH	047F046
PX_PAD	PAD (PX)	PX10	047F04Z	DILATION OF LEFT INTERNAL ILIAC ARTERY WITH DRUG-ELUTING INTRALUMINAL DEVICE, OPEN APPROACH	047F04Z
PX_PAD	PAD (PX)	PX10	047F056	DILATION OF LEFT INTERNAL ILIAC ARTERY, BIFURCATION, WITH TWO DRUG-ELUTING INTRALUMINAL DEVICES, OPEN APPROACH	047F056
PX_PAD	PAD (PX)	PX10	047F05Z	DILATION OF LEFT INTERNAL ILIAC ARTERY WITH TWO DRUG-ELUTING INTRALUMINAL DEVICES, OPEN APPROACH	047F05Z
PX_PAD	PAD (PX)	PX10	047F066	DILATION OF LEFT INTERNAL ILIAC ARTERY, BIFURCATION, WITH THREE DRUG-ELUTING INTRALUMINAL DEVICES, OPEN APPROACH	047F066
PX_PAD	PAD (PX)	PX10	047F06Z	DILATION OF LEFT INTERNAL ILIAC ARTERY WITH THREE DRUG-ELUTING INTRALUMINAL DEVICES, OPEN APPROACH	047F06Z
PX_PAD	PAD (PX)	PX10	047F076	DILATION OF LEFT INTERNAL ILIAC ARTERY, BIFURCATION, WITH FOUR OR MORE DRUG-ELUTING INTRALUMINAL DEVICES, OPEN APPROACH	047F076
PX_PAD	PAD (PX)	PX10	047F07Z	DILATION OF LEFT INTERNAL ILIAC ARTERY WITH FOUR OR MORE DRUG-ELUTING INTRALUMINAL DEVICES, OPEN APPROACH	047F07Z
PX_PAD	PAD (PX)	PX10	047F0D6	DILATION OF LEFT INTERNAL ILIAC ARTERY, BIFURCATION, WITH INTRALUMINAL DEVICE, OPEN APPROACH	047F0D6
PX_PAD	PAD (PX)	PX10	047F0DZ	DILATION OF LEFT INTERNAL ILIAC ARTERY WITH INTRALUMINAL DEVICE, OPEN APPROACH	047F0DZ

Boehringer Ingelheim
Statistical and Epidemiological Analysis Plan (SEAP) for Non-Interventional Study
(NIS)
BI Study Number 1245-0228

Proprietary confidential information © 2023 Boehringer Ingelheim International GmbH or one or more of its affiliated companies

PX_PAD	PAD (PX)	PX10	047F0E6	DILATION OF LEFT INTERNAL ILIAC ARTERY, BIFURCATION, WITH TWO INTRALUMINAL DEVICES, OPEN APPROACH	047F0E6
PX_PAD	PAD (PX)	PX10	047F0EZ	DILATION OF LEFT INTERNAL ILIAC ARTERY WITH TWO INTRALUMINAL DEVICES, OPEN APPROACH	047F0EZ
PX_PAD	PAD (PX)	PX10	047F0F6	DILATION OF LEFT INTERNAL ILIAC ARTERY, BIFURCATION, WITH THREE INTRALUMINAL DEVICES, OPEN APPROACH	047F0F6
PX_PAD	PAD (PX)	PX10	047F0FZ	DILATION OF LEFT INTERNAL ILIAC ARTERY WITH THREE INTRALUMINAL DEVICES, OPEN APPROACH	047F0FZ
PX_PAD	PAD (PX)	PX10	047F0G6	DILATION OF LEFT INTERNAL ILIAC ARTERY, BIFURCATION, WITH FOUR OR MORE INTRALUMINAL DEVICES, OPEN APPROACH	047F0G6
PX_PAD	PAD (PX)	PX10	047F0GZ	DILATION OF LEFT INTERNAL ILIAC ARTERY WITH FOUR OR MORE INTRALUMINAL DEVICES, OPEN APPROACH	047F0GZ
PX_PAD	PAD (PX)	PX10	047F0Z6	DILATION OF LEFT INTERNAL ILIAC ARTERY, BIFURCATION, OPEN APPROACH	047F0Z6
PX_PAD	PAD (PX)	PX10	047F0ZZ	DILATION OF LEFT INTERNAL ILIAC ARTERY, OPEN APPROACH	047F0ZZ
PX_PAD	PAD (PX)	PX10	047F346	DILATION OF LEFT INTERNAL ILIAC ARTERY, BIFURCATION, WITH DRUG-ELUTING INTRALUMINAL DEVICE, PERCUTANEOUS APPROACH	047F346
PX_PAD	PAD (PX)	PX10	047F34Z	DILATION OF LEFT INTERNAL ILIAC ARTERY WITH DRUG-ELUTING INTRALUMINAL DEVICE, PERCUTANEOUS APPROACH	047F34Z
PX_PAD	PAD (PX)	PX10	047F356	DILATION OF LEFT INTERNAL ILIAC ARTERY, BIFURCATION, WITH TWO DRUG-ELUTING INTRALUMINAL DEVICES, PERCUTANEOUS APPROACH	047F356
PX_PAD	PAD (PX)	PX10	047F35Z	DILATION OF LEFT INTERNAL ILIAC ARTERY WITH TWO DRUG-ELUTING INTRALUMINAL DEVICES, PERCUTANEOUS APPROACH	047F35Z
PX_PAD	PAD (PX)	PX10	047F366	DILATION OF LEFT INTERNAL ILIAC ARTERY, BIFURCATION, WITH THREE DRUG-ELUTING INTRALUMINAL DEVICES, PERCUTANEOUS APPROACH	047F366
PX_PAD	PAD (PX)	PX10	047F36Z	DILATION OF LEFT INTERNAL ILIAC ARTERY WITH THREE DRUG-ELUTING INTRALUMINAL DEVICES, PERCUTANEOUS APPROACH	047F36Z
PX_PAD	PAD (PX)	PX10	047F376	DILATION OF LEFT INTERNAL ILIAC ARTERY, BIFURCATION, WITH FOUR OR MORE DRUG-ELUTING INTRALUMINAL DEVICES, PERCUTANEOUS APPROACH	047F376
PX_PAD	PAD (PX)	PX10	047F37Z	DILATION OF LEFT INTERNAL ILIAC ARTERY WITH FOUR OR MORE DRUG-ELUTING INTRALUMINAL DEVICES, PERCUTANEOUS APPROACH	047F37Z
PX_PAD	PAD (PX)	PX10	047F3D6	DILATION OF LEFT INTERNAL ILIAC ARTERY, BIFURCATION, WITH INTRALUMINAL DEVICE, PERCUTANEOUS APPROACH	047F3D6
PX_PAD	PAD (PX)	PX10	047F3DZ	DILATION OF LEFT INTERNAL ILIAC ARTERY WITH INTRALUMINAL DEVICE, PERCUTANEOUS APPROACH	047F3DZ
PX_PAD	PAD (PX)	PX10	047F3E6	DILATION OF LEFT INTERNAL ILIAC ARTERY, BIFURCATION, WITH TWO INTRALUMINAL DEVICES, PERCUTANEOUS APPROACH	047F3E6
PX_PAD	PAD (PX)	PX10	047F3EZ	DILATION OF LEFT INTERNAL ILIAC ARTERY WITH TWO INTRALUMINAL DEVICES, PERCUTANEOUS APPROACH	047F3EZ
PX_PAD	PAD (PX)	PX10	047F3F6	DILATION OF LEFT INTERNAL ILIAC ARTERY, BIFURCATION, WITH THREE INTRALUMINAL DEVICES, PERCUTANEOUS APPROACH	047F3F6

Boehringer Ingelheim
Statistical and Epidemiological Analysis Plan (SEAP) for Non-Interventional Study
(NIS)
BI Study Number 1245-0228

Proprietary confidential information © 2023 Boehringer Ingelheim International GmbH or one or more of its affiliated companies

PX_PAD	PAD (PX)	PX10	047F3FZ	DILATION OF LEFT INTERNAL ILIAC ARTERY WITH THREE INTRALUMINAL DEVICES, PERCUTANEOUS APPROACH	047F3FZ
PX_PAD	PAD (PX)	PX10	047F3G6	DILATION OF LEFT INTERNAL ILIAC ARTERY, BIFURCATION, WITH FOUR OR MORE INTRALUMINAL DEVICES, PERCUTANEOUS APPROACH	047F3G6
PX_PAD	PAD (PX)	PX10	047F3GZ	DILATION OF LEFT INTERNAL ILIAC ARTERY WITH FOUR OR MORE INTRALUMINAL DEVICES, PERCUTANEOUS APPROACH	047F3GZ
PX_PAD	PAD (PX)	PX10	047F3Z6	DILATION OF LEFT INTERNAL ILIAC ARTERY, BIFURCATION, PERCUTANEOUS APPROACH	047F3Z6
PX_PAD	PAD (PX)	PX10	047F3ZZ	DILATION OF LEFT INTERNAL ILIAC ARTERY, PERCUTANEOUS APPROACH	047F3ZZ
PX_PAD	PAD (PX)	PX10	047F446	DILATION OF LEFT INTERNAL ILIAC ARTERY, BIFURCATION, WITH DRUG-ELUTING INTRALUMINAL DEVICE, PERCUTANEOUS ENDOSCOPIC APPROACH	047F446
PX_PAD	PAD (PX)	PX10	047F44Z	DILATION OF LEFT INTERNAL ILIAC ARTERY WITH DRUG-ELUTING INTRALUMINAL DEVICE, PERCUTANEOUS ENDOSCOPIC APPROACH	047F44Z
PX_PAD	PAD (PX)	PX10	047F456	DILATION OF LEFT INTERNAL ILIAC ARTERY, BIFURCATION, WITH TWO DRUG-ELUTING INTRALUMINAL DEVICES, PERCUTANEOUS ENDOSCOPIC APPROACH	047F456
PX_PAD	PAD (PX)	PX10	047F45Z	DILATION OF LEFT INTERNAL ILIAC ARTERY WITH TWO DRUG-ELUTING INTRALUMINAL DEVICES, PERCUTANEOUS ENDOSCOPIC APPROACH	047F45Z
PX_PAD	PAD (PX)	PX10	047F466	DILATION OF LEFT INTERNAL ILIAC ARTERY, BIFURCATION, WITH THREE DRUG-ELUTING INTRALUMINAL DEVICES, PERCUTANEOUS ENDOSCOPIC APPROACH	047F466
PX_PAD	PAD (PX)	PX10	047F46Z	DILATION OF LEFT INTERNAL ILIAC ARTERY WITH THREE DRUG-ELUTING INTRALUMINAL DEVICES, PERCUTANEOUS ENDOSCOPIC APPROACH	047F46Z
PX_PAD	PAD (PX)	PX10	047F476	DILATION OF LEFT INTERNAL ILIAC ARTERY, BIFURCATION, WITH FOUR OR MORE DRUG-ELUTING INTRALUMINAL DEVICES, PERCUTANEOUS ENDOSCOPIC APPROACH	047F476
PX_PAD	PAD (PX)	PX10	047F47Z	DILATION OF LEFT INTERNAL ILIAC ARTERY WITH FOUR OR MORE DRUG-ELUTING INTRALUMINAL DEVICES, PERCUTANEOUS ENDOSCOPIC APPROACH	047F47Z
PX_PAD	PAD (PX)	PX10	047F4D6	DILATION OF LEFT INTERNAL ILIAC ARTERY, BIFURCATION, WITH INTRALUMINAL DEVICE, PERCUTANEOUS ENDOSCOPIC APPROACH	047F4D6
PX_PAD	PAD (PX)	PX10	047F4DZ	DILATION OF LEFT INTERNAL ILIAC ARTERY WITH INTRALUMINAL DEVICE, PERCUTANEOUS ENDOSCOPIC APPROACH	047F4DZ
PX_PAD	PAD (PX)	PX10	047F4E6	DILATION OF LEFT INTERNAL ILIAC ARTERY, BIFURCATION, WITH TWO INTRALUMINAL DEVICES, PERCUTANEOUS ENDOSCOPIC APPROACH	047F4E6
PX_PAD	PAD (PX)	PX10	047F4EZ	DILATION OF LEFT INTERNAL ILIAC ARTERY WITH TWO INTRALUMINAL DEVICES, PERCUTANEOUS ENDOSCOPIC APPROACH	047F4EZ
PX_PAD	PAD (PX)	PX10	047F4F6	DILATION OF LEFT INTERNAL ILIAC ARTERY, BIFURCATION, WITH THREE INTRALUMINAL DEVICES, PERCUTANEOUS ENDOSCOPIC APPROACH	047F4F6
PX_PAD	PAD (PX)	PX10	047F4FZ	DILATION OF LEFT INTERNAL ILIAC ARTERY WITH THREE INTRALUMINAL DEVICES, PERCUTANEOUS ENDOSCOPIC APPROACH	047F4FZ

Boehringer Ingelheim
Statistical and Epidemiological Analysis Plan (SEAP) for Non-Interventional Study
(NIS)
BI Study Number 1245-0228

Proprietary confidential information © 2023 Boehringer Ingelheim International GmbH or one or more of its affiliated companies

PX_PAD	PAD (PX)	PX10	047F4G6	DILATION OF LEFT INTERNAL ILIAC ARTERY, BIFURCATION, WITH FOUR OR MORE INTRALUMINAL DEVICES, PERCUTANEOUS ENDOSCOPIC APPROACH	047F4G6
PX_PAD	PAD (PX)	PX10	047F4GZ	DILATION OF LEFT INTERNAL ILIAC ARTERY WITH FOUR OR MORE INTRALUMINAL DEVICES, PERCUTANEOUS ENDOSCOPIC APPROACH	047F4GZ
PX_PAD	PAD (PX)	PX10	047F4Z6	DILATION OF LEFT INTERNAL ILIAC ARTERY, BIFURCATION, PERCUTANEOUS ENDOSCOPIC APPROACH	047F4Z6
PX_PAD	PAD (PX)	PX10	047F4ZZ	DILATION OF LEFT INTERNAL ILIAC ARTERY, PERCUTANEOUS ENDOSCOPIC APPROACH	047F4ZZ
PX_PAD	PAD (PX)	PX10	047H046	DILATION OF RIGHT EXTERNAL ILIAC ARTERY, BIFURCATION, WITH DRUG-ELUTING INTRALUMINAL DEVICE, OPEN APPROACH	047H046
PX_PAD	PAD (PX)	PX10	047H04Z	DILATION OF RIGHT EXTERNAL ILIAC ARTERY WITH DRUG-ELUTING INTRALUMINAL DEVICE, OPEN APPROACH	047H04Z
PX_PAD	PAD (PX)	PX10	047H056	DILATION OF RIGHT EXTERNAL ILIAC ARTERY, BIFURCATION, WITH TWO DRUG-ELUTING INTRALUMINAL DEVICES, OPEN APPROACH	047H056
PX_PAD	PAD (PX)	PX10	047H05Z	DILATION OF RIGHT EXTERNAL ILIAC ARTERY WITH TWO DRUG-ELUTING INTRALUMINAL DEVICES, OPEN APPROACH	047H05Z
PX_PAD	PAD (PX)	PX10	047H066	DILATION OF RIGHT EXTERNAL ILIAC ARTERY, BIFURCATION, WITH THREE DRUG-ELUTING INTRALUMINAL DEVICES, OPEN APPROACH	047H066
PX_PAD	PAD (PX)	PX10	047H06Z	DILATION OF RIGHT EXTERNAL ILIAC ARTERY WITH THREE DRUG-ELUTING INTRALUMINAL DEVICES, OPEN APPROACH	047H06Z
PX_PAD	PAD (PX)	PX10	047H076	DILATION OF RIGHT EXTERNAL ILIAC ARTERY, BIFURCATION, WITH FOUR OR MORE DRUG-ELUTING INTRALUMINAL DEVICES, OPEN APPROACH	047H076
PX_PAD	PAD (PX)	PX10	047H07Z	DILATION OF RIGHT EXTERNAL ILIAC ARTERY WITH FOUR OR MORE DRUG-ELUTING INTRALUMINAL DEVICES, OPEN APPROACH	047H07Z
PX_PAD	PAD (PX)	PX10	047H0D6	DILATION OF RIGHT EXTERNAL ILIAC ARTERY, BIFURCATION, WITH INTRALUMINAL DEVICE, OPEN APPROACH	047H0D6
PX_PAD	PAD (PX)	PX10	047H0DZ	DILATION OF RIGHT EXTERNAL ILIAC ARTERY WITH INTRALUMINAL DEVICE, OPEN APPROACH	047H0DZ
PX_PAD	PAD (PX)	PX10	047H0E6	DILATION OF RIGHT EXTERNAL ILIAC ARTERY, BIFURCATION, WITH TWO INTRALUMINAL DEVICES, OPEN APPROACH	047H0E6
PX_PAD	PAD (PX)	PX10	047H0EZ	DILATION OF RIGHT EXTERNAL ILIAC ARTERY WITH TWO INTRALUMINAL DEVICES, OPEN APPROACH	047H0EZ
PX_PAD	PAD (PX)	PX10	047H0F6	DILATION OF RIGHT EXTERNAL ILIAC ARTERY, BIFURCATION, WITH THREE INTRALUMINAL DEVICES, OPEN APPROACH	047H0F6
PX_PAD	PAD (PX)	PX10	047H0FZ	DILATION OF RIGHT EXTERNAL ILIAC ARTERY WITH THREE INTRALUMINAL DEVICES, OPEN APPROACH	047H0FZ
PX_PAD	PAD (PX)	PX10	047H0G6	DILATION OF RIGHT EXTERNAL ILIAC ARTERY, BIFURCATION, WITH FOUR OR MORE INTRALUMINAL DEVICES, OPEN APPROACH	047H0G6
PX_PAD	PAD (PX)	PX10	047H0GZ	DILATION OF RIGHT EXTERNAL ILIAC ARTERY WITH FOUR OR MORE INTRALUMINAL DEVICES, OPEN APPROACH	047H0GZ
PX_PAD	PAD (PX)	PX10	047H0Z6	DILATION OF RIGHT EXTERNAL ILIAC ARTERY, BIFURCATION, OPEN APPROACH	047H0Z6
PX_PAD	PAD (PX)	PX10	047H0ZZ	DILATION OF RIGHT EXTERNAL ILIAC ARTERY, OPEN APPROACH	047H0ZZ

Boehringer Ingelheim
Statistical and Epidemiological Analysis Plan (SEAP) for Non-Interventional Study
(NIS)
BI Study Number 1245-0228

Proprietary confidential information © 2023 Boehringer Ingelheim International GmbH or one or more of its affiliated companies

PX_PAD	PAD (PX)	PX10	047H346	DILATION OF RIGHT EXTERNAL ILIAC ARTERY, BIFURCATION, WITH DRUG-ELUTING INTRALUMINAL DEVICE, PERCUTANEOUS APPROACH	047H346
PX_PAD	PAD (PX)	PX10	047H34Z	DILATION OF RIGHT EXTERNAL ILIAC ARTERY WITH DRUG-ELUTING INTRALUMINAL DEVICE, PERCUTANEOUS APPROACH	047H34Z
PX_PAD	PAD (PX)	PX10	047H356	DILATION OF RIGHT EXTERNAL ILIAC ARTERY, BIFURCATION, WITH TWO DRUG-ELUTING INTRALUMINAL DEVICES, PERCUTANEOUS APPROACH	047H356
PX_PAD	PAD (PX)	PX10	047H35Z	DILATION OF RIGHT EXTERNAL ILIAC ARTERY WITH TWO DRUG-ELUTING INTRALUMINAL DEVICES, PERCUTANEOUS APPROACH	047H35Z
PX_PAD	PAD (PX)	PX10	047H366	DILATION OF RIGHT EXTERNAL ILIAC ARTERY, BIFURCATION, WITH THREE DRUG-ELUTING INTRALUMINAL DEVICES, PERCUTANEOUS APPROACH	047H366
PX_PAD	PAD (PX)	PX10	047H36Z	DILATION OF RIGHT EXTERNAL ILIAC ARTERY WITH THREE DRUG-ELUTING INTRALUMINAL DEVICES, PERCUTANEOUS APPROACH	047H36Z
PX_PAD	PAD (PX)	PX10	047H376	DILATION OF RIGHT EXTERNAL ILIAC ARTERY, BIFURCATION, WITH FOUR OR MORE DRUG-ELUTING INTRALUMINAL DEVICES, PERCUTANEOUS APPROACH	047H376
PX_PAD	PAD (PX)	PX10	047H37Z	DILATION OF RIGHT EXTERNAL ILIAC ARTERY WITH FOUR OR MORE DRUG-ELUTING INTRALUMINAL DEVICES, PERCUTANEOUS APPROACH	047H37Z
PX_PAD	PAD (PX)	PX10	047H3D6	DILATION OF RIGHT EXTERNAL ILIAC ARTERY, BIFURCATION, WITH INTRALUMINAL DEVICE, PERCUTANEOUS APPROACH	047H3D6
PX_PAD	PAD (PX)	PX10	047H3DZ	DILATION OF RIGHT EXTERNAL ILIAC ARTERY WITH INTRALUMINAL DEVICE, PERCUTANEOUS APPROACH	047H3DZ
PX_PAD	PAD (PX)	PX10	047H3E6	DILATION OF RIGHT EXTERNAL ILIAC ARTERY, BIFURCATION, WITH TWO INTRALUMINAL DEVICES, PERCUTANEOUS APPROACH	047H3E6
PX_PAD	PAD (PX)	PX10	047H3EZ	DILATION OF RIGHT EXTERNAL ILIAC ARTERY WITH TWO INTRALUMINAL DEVICES, PERCUTANEOUS APPROACH	047H3EZ
PX_PAD	PAD (PX)	PX10	047H3F6	DILATION OF RIGHT EXTERNAL ILIAC ARTERY, BIFURCATION, WITH THREE INTRALUMINAL DEVICES, PERCUTANEOUS APPROACH	047H3F6
PX_PAD	PAD (PX)	PX10	047H3FZ	DILATION OF RIGHT EXTERNAL ILIAC ARTERY WITH THREE INTRALUMINAL DEVICES, PERCUTANEOUS APPROACH	047H3FZ
PX_PAD	PAD (PX)	PX10	047H3G6	DILATION OF RIGHT EXTERNAL ILIAC ARTERY, BIFURCATION, WITH FOUR OR MORE INTRALUMINAL DEVICES, PERCUTANEOUS APPROACH	047H3G6
PX_PAD	PAD (PX)	PX10	047H3GZ	DILATION OF RIGHT EXTERNAL ILIAC ARTERY WITH FOUR OR MORE INTRALUMINAL DEVICES, PERCUTANEOUS APPROACH	047H3GZ
PX_PAD	PAD (PX)	PX10	047H3Z6	DILATION OF RIGHT EXTERNAL ILIAC ARTERY, BIFURCATION, PERCUTANEOUS APPROACH	047H3Z6
PX_PAD	PAD (PX)	PX10	047H3ZZ	DILATION OF RIGHT EXTERNAL ILIAC ARTERY, PERCUTANEOUS APPROACH	047H3ZZ
PX_PAD	PAD (PX)	PX10	047H446	DILATION OF RIGHT EXTERNAL ILIAC ARTERY, BIFURCATION, WITH DRUG-ELUTING INTRALUMINAL DEVICE, PERCUTANEOUS ENDOSCOPIC APPROACH	047H446

Boehringer Ingelheim
Statistical and Epidemiological Analysis Plan (SEAP) for Non-Interventional Study
(NIS)
BI Study Number 1245-0228

Proprietary confidential information © 2023 Boehringer Ingelheim International GmbH or one or more of its affiliated companies

PX_PAD	PAD (PX)	PX10	047H44Z	DILATION OF RIGHT EXTERNAL ILIAC ARTERY WITH DRUG-ELUTING INTRALUMINAL DEVICE, PERCUTANEOUS ENDOSCOPIC APPROACH	047H44Z
PX_PAD	PAD (PX)	PX10	047H456	DILATION OF RIGHT EXTERNAL ILIAC ARTERY, BIFURCATION, WITH TWO DRUG-ELUTING INTRALUMINAL DEVICES, PERCUTANEOUS ENDOSCOPIC APPROACH	047H456
PX_PAD	PAD (PX)	PX10	047H45Z	DILATION OF RIGHT EXTERNAL ILIAC ARTERY WITH TWO DRUG-ELUTING INTRALUMINAL DEVICES, PERCUTANEOUS ENDOSCOPIC APPROACH	047H45Z
PX_PAD	PAD (PX)	PX10	047H466	DILATION OF RIGHT EXTERNAL ILIAC ARTERY, BIFURCATION, WITH THREE DRUG-ELUTING INTRALUMINAL DEVICES, PERCUTANEOUS ENDOSCOPIC APPROACH	047H466
PX_PAD	PAD (PX)	PX10	047H46Z	DILATION OF RIGHT EXTERNAL ILIAC ARTERY WITH THREE DRUG-ELUTING INTRALUMINAL DEVICES, PERCUTANEOUS ENDOSCOPIC APPROACH	047H46Z
PX_PAD	PAD (PX)	PX10	047H476	DILATION OF RIGHT EXTERNAL ILIAC ARTERY, BIFURCATION, WITH FOUR OR MORE DRUG-ELUTING INTRALUMINAL DEVICES, PERCUTANEOUS ENDOSCOPIC APPROACH	047H476
PX_PAD	PAD (PX)	PX10	047H47Z	DILATION OF RIGHT EXTERNAL ILIAC ARTERY WITH FOUR OR MORE DRUG-ELUTING INTRALUMINAL DEVICES, PERCUTANEOUS ENDOSCOPIC APPROACH	047H47Z
PX_PAD	PAD (PX)	PX10	047H4D6	DILATION OF RIGHT EXTERNAL ILIAC ARTERY, BIFURCATION, WITH INTRALUMINAL DEVICE, PERCUTANEOUS ENDOSCOPIC APPROACH	047H4D6
PX_PAD	PAD (PX)	PX10	047H4DZ	DILATION OF RIGHT EXTERNAL ILIAC ARTERY WITH INTRALUMINAL DEVICE, PERCUTANEOUS ENDOSCOPIC APPROACH	047H4DZ
PX_PAD	PAD (PX)	PX10	047H4E6	DILATION OF RIGHT EXTERNAL ILIAC ARTERY, BIFURCATION, WITH TWO INTRALUMINAL DEVICES, PERCUTANEOUS ENDOSCOPIC APPROACH	047H4E6
PX_PAD	PAD (PX)	PX10	047H4EZ	DILATION OF RIGHT EXTERNAL ILIAC ARTERY WITH TWO INTRALUMINAL DEVICES, PERCUTANEOUS ENDOSCOPIC APPROACH	047H4EZ
PX_PAD	PAD (PX)	PX10	047H4F6	DILATION OF RIGHT EXTERNAL ILIAC ARTERY, BIFURCATION, WITH THREE INTRALUMINAL DEVICES, PERCUTANEOUS ENDOSCOPIC APPROACH	047H4F6
PX_PAD	PAD (PX)	PX10	047H4FZ	DILATION OF RIGHT EXTERNAL ILIAC ARTERY WITH THREE INTRALUMINAL DEVICES, PERCUTANEOUS ENDOSCOPIC APPROACH	047H4FZ
PX_PAD	PAD (PX)	PX10	047H4G6	DILATION OF RIGHT EXTERNAL ILIAC ARTERY, BIFURCATION, WITH FOUR OR MORE INTRALUMINAL DEVICES, PERCUTANEOUS ENDOSCOPIC APPROACH	047H4G6
PX_PAD	PAD (PX)	PX10	047H4GZ	DILATION OF RIGHT EXTERNAL ILIAC ARTERY WITH FOUR OR MORE INTRALUMINAL DEVICES, PERCUTANEOUS ENDOSCOPIC APPROACH	047H4GZ
PX_PAD	PAD (PX)	PX10	047H4Z6	DILATION OF RIGHT EXTERNAL ILIAC ARTERY, BIFURCATION, PERCUTANEOUS ENDOSCOPIC APPROACH	047H4Z6
PX_PAD	PAD (PX)	PX10	047H4ZZ	DILATION OF RIGHT EXTERNAL ILIAC ARTERY, PERCUTANEOUS ENDOSCOPIC APPROACH	047H4ZZ
PX_PAD	PAD (PX)	PX10	047J046	DILATION OF LEFT EXTERNAL ILIAC ARTERY, BIFURCATION, WITH DRUG-ELUTING INTRALUMINAL DEVICE, OPEN APPROACH	047J046

Boehringer Ingelheim
Statistical and Epidemiological Analysis Plan (SEAP) for Non-Interventional Study
(NIS)
BI Study Number 1245-0228

Proprietary confidential information © 2023 Boehringer Ingelheim International GmbH or one or more of its affiliated companies

PX_PAD	PAD (PX)	PX10	047J04Z	DILATION OF LEFT EXTERNAL ILIAC ARTERY WITH DRUG-ELUTING INTRALUMINAL DEVICE, OPEN APPROACH	047J04Z
PX_PAD	PAD (PX)	PX10	047J056	DILATION OF LEFT EXTERNAL ILIAC ARTERY, BIFURCATION, WITH TWO DRUG-ELUTING INTRALUMINAL DEVICES, OPEN APPROACH	047J056
PX_PAD	PAD (PX)	PX10	047J05Z	DILATION OF LEFT EXTERNAL ILIAC ARTERY WITH TWO DRUG-ELUTING INTRALUMINAL DEVICES, OPEN APPROACH	047J05Z
PX_PAD	PAD (PX)	PX10	047J066	DILATION OF LEFT EXTERNAL ILIAC ARTERY, BIFURCATION, WITH THREE DRUG-ELUTING INTRALUMINAL DEVICES, OPEN APPROACH	047J066
PX_PAD	PAD (PX)	PX10	047J06Z	DILATION OF LEFT EXTERNAL ILIAC ARTERY WITH THREE DRUG-ELUTING INTRALUMINAL DEVICES, OPEN APPROACH	047J06Z
PX_PAD	PAD (PX)	PX10	047J076	DILATION OF LEFT EXTERNAL ILIAC ARTERY, BIFURCATION, WITH FOUR OR MORE DRUG-ELUTING INTRALUMINAL DEVICES, OPEN APPROACH	047J076
PX_PAD	PAD (PX)	PX10	047J07Z	DILATION OF LEFT EXTERNAL ILIAC ARTERY WITH FOUR OR MORE DRUG-ELUTING INTRALUMINAL DEVICES, OPEN APPROACH	047J07Z
PX_PAD	PAD (PX)	PX10	047J0D6	DILATION OF LEFT EXTERNAL ILIAC ARTERY, BIFURCATION, WITH INTRALUMINAL DEVICE, OPEN APPROACH	047J0D6
PX_PAD	PAD (PX)	PX10	047J0DZ	DILATION OF LEFT EXTERNAL ILIAC ARTERY WITH INTRALUMINAL DEVICE, OPEN APPROACH	047J0DZ
PX_PAD	PAD (PX)	PX10	047J0E6	DILATION OF LEFT EXTERNAL ILIAC ARTERY, BIFURCATION, WITH TWO INTRALUMINAL DEVICES, OPEN APPROACH	047J0E6
PX_PAD	PAD (PX)	PX10	047J0EZ	DILATION OF LEFT EXTERNAL ILIAC ARTERY WITH TWO INTRALUMINAL DEVICES, OPEN APPROACH	047J0EZ
PX_PAD	PAD (PX)	PX10	047J0F6	DILATION OF LEFT EXTERNAL ILIAC ARTERY, BIFURCATION, WITH THREE INTRALUMINAL DEVICES, OPEN APPROACH	047J0F6
PX_PAD	PAD (PX)	PX10	047J0FZ	DILATION OF LEFT EXTERNAL ILIAC ARTERY WITH THREE INTRALUMINAL DEVICES, OPEN APPROACH	047J0FZ
PX_PAD	PAD (PX)	PX10	047J0G6	DILATION OF LEFT EXTERNAL ILIAC ARTERY, BIFURCATION, WITH FOUR OR MORE INTRALUMINAL DEVICES, OPEN APPROACH	047J0G6
PX_PAD	PAD (PX)	PX10	047J0GZ	DILATION OF LEFT EXTERNAL ILIAC ARTERY WITH FOUR OR MORE INTRALUMINAL DEVICES, OPEN APPROACH	047J0GZ
PX_PAD	PAD (PX)	PX10	047J0Z6	DILATION OF LEFT EXTERNAL ILIAC ARTERY, BIFURCATION, OPEN APPROACH	047J0Z6
PX_PAD	PAD (PX)	PX10	047J0ZZ	DILATION OF LEFT EXTERNAL ILIAC ARTERY, OPEN APPROACH	047J0ZZ
PX_PAD	PAD (PX)	PX10	047J346	DILATION OF LEFT EXTERNAL ILIAC ARTERY, BIFURCATION, WITH DRUG-ELUTING INTRALUMINAL DEVICE, PERCUTANEOUS APPROACH	047J346
PX_PAD	PAD (PX)	PX10	047J34Z	DILATION OF LEFT EXTERNAL ILIAC ARTERY WITH DRUG-ELUTING INTRALUMINAL DEVICE, PERCUTANEOUS APPROACH	047J34Z
PX_PAD	PAD (PX)	PX10	047J356	DILATION OF LEFT EXTERNAL ILIAC ARTERY, BIFURCATION, WITH TWO DRUG-ELUTING INTRALUMINAL DEVICES, PERCUTANEOUS APPROACH	047J356
PX_PAD	PAD (PX)	PX10	047J35Z	DILATION OF LEFT EXTERNAL ILIAC ARTERY WITH TWO DRUG-ELUTING INTRALUMINAL DEVICES, PERCUTANEOUS APPROACH	047J35Z

Boehringer Ingelheim
Statistical and Epidemiological Analysis Plan (SEAP) for Non-Interventional Study
(NIS)
BI Study Number 1245-0228

Proprietary confidential information © 2023 Boehringer Ingelheim International GmbH or one or more of its affiliated companies

PX_PAD	PAD (PX)	PX10	047J366	DILATION OF LEFT EXTERNAL ILIAC ARTERY, BIFURCATION, WITH THREE DRUG-ELUTING INTRALUMINAL DEVICES, PERCUTANEOUS APPROACH	047J366
PX_PAD	PAD (PX)	PX10	047J36Z	DILATION OF LEFT EXTERNAL ILIAC ARTERY WITH THREE DRUG-ELUTING INTRALUMINAL DEVICES, PERCUTANEOUS APPROACH	047J36Z
PX_PAD	PAD (PX)	PX10	047J376	DILATION OF LEFT EXTERNAL ILIAC ARTERY, BIFURCATION, WITH FOUR OR MORE DRUG-ELUTING INTRALUMINAL DEVICES, PERCUTANEOUS APPROACH	047J376
PX_PAD	PAD (PX)	PX10	047J37Z	DILATION OF LEFT EXTERNAL ILIAC ARTERY WITH FOUR OR MORE DRUG-ELUTING INTRALUMINAL DEVICES, PERCUTANEOUS APPROACH	047J37Z
PX_PAD	PAD (PX)	PX10	047J3D6	DILATION OF LEFT EXTERNAL ILIAC ARTERY, BIFURCATION, WITH INTRALUMINAL DEVICE, PERCUTANEOUS APPROACH	047J3D6
PX_PAD	PAD (PX)	PX10	047J3DZ	DILATION OF LEFT EXTERNAL ILIAC ARTERY WITH INTRALUMINAL DEVICE, PERCUTANEOUS APPROACH	047J3DZ
PX_PAD	PAD (PX)	PX10	047J3E6	DILATION OF LEFT EXTERNAL ILIAC ARTERY, BIFURCATION, WITH TWO INTRALUMINAL DEVICES, PERCUTANEOUS APPROACH	047J3E6
PX_PAD	PAD (PX)	PX10	047J3EZ	DILATION OF LEFT EXTERNAL ILIAC ARTERY WITH TWO INTRALUMINAL DEVICES, PERCUTANEOUS APPROACH	047J3EZ
PX_PAD	PAD (PX)	PX10	047J3F6	DILATION OF LEFT EXTERNAL ILIAC ARTERY, BIFURCATION, WITH THREE INTRALUMINAL DEVICES, PERCUTANEOUS APPROACH	047J3F6
PX_PAD	PAD (PX)	PX10	047J3FZ	DILATION OF LEFT EXTERNAL ILIAC ARTERY WITH THREE INTRALUMINAL DEVICES, PERCUTANEOUS APPROACH	047J3FZ
PX_PAD	PAD (PX)	PX10	047J3G6	DILATION OF LEFT EXTERNAL ILIAC ARTERY, BIFURCATION, WITH FOUR OR MORE INTRALUMINAL DEVICES, PERCUTANEOUS APPROACH	047J3G6
PX_PAD	PAD (PX)	PX10	047J3GZ	DILATION OF LEFT EXTERNAL ILIAC ARTERY WITH FOUR OR MORE INTRALUMINAL DEVICES, PERCUTANEOUS APPROACH	047J3GZ
PX_PAD	PAD (PX)	PX10	047J3Z6	DILATION OF LEFT EXTERNAL ILIAC ARTERY, BIFURCATION, PERCUTANEOUS APPROACH	047J3Z6
PX_PAD	PAD (PX)	PX10	047J3ZZ	DILATION OF LEFT EXTERNAL ILIAC ARTERY, PERCUTANEOUS APPROACH	047J3ZZ
PX_PAD	PAD (PX)	PX10	047J446	DILATION OF LEFT EXTERNAL ILIAC ARTERY, BIFURCATION, WITH DRUG-ELUTING INTRALUMINAL DEVICE, PERCUTANEOUS ENDOSCOPIC APPROACH	047J446
PX_PAD	PAD (PX)	PX10	047J44Z	DILATION OF LEFT EXTERNAL ILIAC ARTERY WITH DRUG-ELUTING INTRALUMINAL DEVICE, PERCUTANEOUS ENDOSCOPIC APPROACH	047J44Z
PX_PAD	PAD (PX)	PX10	047J456	DILATION OF LEFT EXTERNAL ILIAC ARTERY, BIFURCATION, WITH TWO DRUG-ELUTING INTRALUMINAL DEVICES, PERCUTANEOUS ENDOSCOPIC APPROACH	047J456
PX_PAD	PAD (PX)	PX10	047J45Z	DILATION OF LEFT EXTERNAL ILIAC ARTERY WITH TWO DRUG-ELUTING INTRALUMINAL DEVICES, PERCUTANEOUS ENDOSCOPIC APPROACH	047J45Z
PX_PAD	PAD (PX)	PX10	047J466	DILATION OF LEFT EXTERNAL ILIAC ARTERY, BIFURCATION, WITH THREE DRUG-ELUTING INTRALUMINAL DEVICES, PERCUTANEOUS ENDOSCOPIC APPROACH	047J466

Boehringer Ingelheim
Statistical and Epidemiological Analysis Plan (SEAP) for Non-Interventional Study
(NIS)
BI Study Number 1245-0228

Proprietary confidential information © 2023 Boehringer Ingelheim International GmbH or one or more of its affiliated companies

PX_PAD	PAD (PX)	PX10	047J46Z	DILATION OF LEFT EXTERNAL ILIAC ARTERY WITH THREE DRUG-ELUTING INTRALUMINAL DEVICES, PERCUTANEOUS ENDOSCOPIC APPROACH	047J46Z
PX_PAD	PAD (PX)	PX10	047J476	DILATION OF LEFT EXTERNAL ILIAC ARTERY, BIFURCATION, WITH FOUR OR MORE DRUG-ELUTING INTRALUMINAL DEVICES, PERCUTANEOUS ENDOSCOPIC APPROACH	047J476
PX_PAD	PAD (PX)	PX10	047J47Z	DILATION OF LEFT EXTERNAL ILIAC ARTERY WITH FOUR OR MORE DRUG-ELUTING INTRALUMINAL DEVICES, PERCUTANEOUS ENDOSCOPIC APPROACH	047J47Z
PX_PAD	PAD (PX)	PX10	047J4D6	DILATION OF LEFT EXTERNAL ILIAC ARTERY, BIFURCATION, WITH INTRALUMINAL DEVICE, PERCUTANEOUS ENDOSCOPIC APPROACH	047J4D6
PX_PAD	PAD (PX)	PX10	047J4DZ	DILATION OF LEFT EXTERNAL ILIAC ARTERY WITH INTRALUMINAL DEVICE, PERCUTANEOUS ENDOSCOPIC APPROACH	047J4DZ
PX_PAD	PAD (PX)	PX10	047J4E6	DILATION OF LEFT EXTERNAL ILIAC ARTERY, BIFURCATION, WITH TWO INTRALUMINAL DEVICES, PERCUTANEOUS ENDOSCOPIC APPROACH	047J4E6
PX_PAD	PAD (PX)	PX10	047J4EZ	DILATION OF LEFT EXTERNAL ILIAC ARTERY WITH TWO INTRALUMINAL DEVICES, PERCUTANEOUS ENDOSCOPIC APPROACH	047J4EZ
PX_PAD	PAD (PX)	PX10	047J4F6	DILATION OF LEFT EXTERNAL ILIAC ARTERY, BIFURCATION, WITH THREE INTRALUMINAL DEVICES, PERCUTANEOUS ENDOSCOPIC APPROACH	047J4F6
PX_PAD	PAD (PX)	PX10	047J4FZ	DILATION OF LEFT EXTERNAL ILIAC ARTERY WITH THREE INTRALUMINAL DEVICES, PERCUTANEOUS ENDOSCOPIC APPROACH	047J4FZ
PX_PAD	PAD (PX)	PX10	047J4G6	DILATION OF LEFT EXTERNAL ILIAC ARTERY, BIFURCATION, WITH FOUR OR MORE INTRALUMINAL DEVICES, PERCUTANEOUS ENDOSCOPIC APPROACH	047J4G6
PX_PAD	PAD (PX)	PX10	047J4GZ	DILATION OF LEFT EXTERNAL ILIAC ARTERY WITH FOUR OR MORE INTRALUMINAL DEVICES, PERCUTANEOUS ENDOSCOPIC APPROACH	047J4GZ
PX_PAD	PAD (PX)	PX10	047J4Z6	DILATION OF LEFT EXTERNAL ILIAC ARTERY, BIFURCATION, PERCUTANEOUS ENDOSCOPIC APPROACH	047J4Z6
PX_PAD	PAD (PX)	PX10	047J4ZZ	DILATION OF LEFT EXTERNAL ILIAC ARTERY, PERCUTANEOUS ENDOSCOPIC APPROACH	047J4ZZ
PX_PAD	PAD (PX)	PX10	047K046	DILATION OF RIGHT FEMORAL ARTERY, BIFURCATION, WITH DRUG-ELUTING INTRALUMINAL DEVICE, OPEN APPROACH	047K046
PX_PAD	PAD (PX)	PX10	047K04Z	DILATION OF RIGHT FEMORAL ARTERY WITH DRUG-ELUTING INTRALUMINAL DEVICE, OPEN APPROACH	047K04Z
PX_PAD	PAD (PX)	PX10	047K056	DILATION OF RIGHT FEMORAL ARTERY, BIFURCATION, WITH TWO DRUG-ELUTING INTRALUMINAL DEVICES, OPEN APPROACH	047K056
PX_PAD	PAD (PX)	PX10	047K05Z	DILATION OF RIGHT FEMORAL ARTERY WITH TWO DRUG-ELUTING INTRALUMINAL DEVICES, OPEN APPROACH	047K05Z
PX_PAD	PAD (PX)	PX10	047K066	DILATION OF RIGHT FEMORAL ARTERY, BIFURCATION, WITH THREE DRUG-ELUTING INTRALUMINAL DEVICES, OPEN APPROACH	047K066
PX_PAD	PAD (PX)	PX10	047K06Z	DILATION OF RIGHT FEMORAL ARTERY WITH THREE DRUG-ELUTING INTRALUMINAL DEVICES, OPEN APPROACH	047K06Z

Boehringer Ingelheim
Statistical and Epidemiological Analysis Plan (SEAP) for Non-Interventional Study
(NIS)
BI Study Number 1245-0228

Proprietary confidential information © 2023 Boehringer Ingelheim International GmbH or one or more of its affiliated companies

PX_PAD	PAD (PX)	PX10	047K076	DILATION OF RIGHT FEMORAL ARTERY, BIFURCATION, WITH FOUR OR MORE DRUG-ELUTING INTRALUMINAL DEVICES, OPEN APPROACH	047K076
PX_PAD	PAD (PX)	PX10	047K07Z	DILATION OF RIGHT FEMORAL ARTERY WITH FOUR OR MORE DRUG-ELUTING INTRALUMINAL DEVICES, OPEN APPROACH	047K07Z
PX_PAD	PAD (PX)	PX10	047K0D6	DILATION OF RIGHT FEMORAL ARTERY, BIFURCATION, WITH INTRALUMINAL DEVICE, OPEN APPROACH	047K0D6
PX_PAD	PAD (PX)	PX10	047K0DZ	DILATION OF RIGHT FEMORAL ARTERY WITH INTRALUMINAL DEVICE, OPEN APPROACH	047K0DZ
PX_PAD	PAD (PX)	PX10	047K0E6	DILATION OF RIGHT FEMORAL ARTERY, BIFURCATION, WITH TWO INTRALUMINAL DEVICES, OPEN APPROACH	047K0E6
PX_PAD	PAD (PX)	PX10	047K0EZ	DILATION OF RIGHT FEMORAL ARTERY WITH TWO INTRALUMINAL DEVICES, OPEN APPROACH	047K0EZ
PX_PAD	PAD (PX)	PX10	047K0F6	DILATION OF RIGHT FEMORAL ARTERY, BIFURCATION, WITH THREE INTRALUMINAL DEVICES, OPEN APPROACH	047K0F6
PX_PAD	PAD (PX)	PX10	047K0FZ	DILATION OF RIGHT FEMORAL ARTERY WITH THREE INTRALUMINAL DEVICES, OPEN APPROACH	047K0FZ
PX_PAD	PAD (PX)	PX10	047K0G6	DILATION OF RIGHT FEMORAL ARTERY, BIFURCATION, WITH FOUR OR MORE INTRALUMINAL DEVICES, OPEN APPROACH	047K0G6
PX_PAD	PAD (PX)	PX10	047K0GZ	DILATION OF RIGHT FEMORAL ARTERY WITH FOUR OR MORE INTRALUMINAL DEVICES, OPEN APPROACH	047K0GZ
PX_PAD	PAD (PX)	PX10	047K0Z6	DILATION OF RIGHT FEMORAL ARTERY, BIFURCATION, OPEN APPROACH	047K0Z6
PX_PAD	PAD (PX)	PX10	047K0ZZ	DILATION OF RIGHT FEMORAL ARTERY, OPEN APPROACH	047K0ZZ
PX_PAD	PAD (PX)	PX10	047K346	DILATION OF RIGHT FEMORAL ARTERY, BIFURCATION, WITH DRUG-ELUTING INTRALUMINAL DEVICE, PERCUTANEOUS APPROACH	047K346
PX_PAD	PAD (PX)	PX10	047K34Z	DILATION OF RIGHT FEMORAL ARTERY WITH DRUG-ELUTING INTRALUMINAL DEVICE, PERCUTANEOUS APPROACH	047K34Z
PX_PAD	PAD (PX)	PX10	047K356	DILATION OF RIGHT FEMORAL ARTERY, BIFURCATION, WITH TWO DRUG-ELUTING INTRALUMINAL DEVICES, PERCUTANEOUS APPROACH	047K356
PX_PAD	PAD (PX)	PX10	047K35Z	DILATION OF RIGHT FEMORAL ARTERY WITH TWO DRUG-ELUTING INTRALUMINAL DEVICES, PERCUTANEOUS APPROACH	047K35Z
PX_PAD	PAD (PX)	PX10	047K366	DILATION OF RIGHT FEMORAL ARTERY, BIFURCATION, WITH THREE DRUG-ELUTING INTRALUMINAL DEVICES, PERCUTANEOUS APPROACH	047K366
PX_PAD	PAD (PX)	PX10	047K36Z	DILATION OF RIGHT FEMORAL ARTERY WITH THREE DRUG-ELUTING INTRALUMINAL DEVICES, PERCUTANEOUS APPROACH	047K36Z
PX_PAD	PAD (PX)	PX10	047K376	DILATION OF RIGHT FEMORAL ARTERY, BIFURCATION, WITH FOUR OR MORE DRUG-ELUTING INTRALUMINAL DEVICES, PERCUTANEOUS APPROACH	047K376
PX_PAD	PAD (PX)	PX10	047K37Z	DILATION OF RIGHT FEMORAL ARTERY WITH FOUR OR MORE DRUG-ELUTING INTRALUMINAL DEVICES, PERCUTANEOUS APPROACH	047K37Z
PX_PAD	PAD (PX)	PX10	047K3D6	DILATION OF RIGHT FEMORAL ARTERY, BIFURCATION, WITH INTRALUMINAL DEVICE, PERCUTANEOUS APPROACH	047K3D6

Boehringer Ingelheim
Statistical and Epidemiological Analysis Plan (SEAP) for Non-Interventional Study
(NIS)
BI Study Number 1245-0228

Proprietary confidential information © 2023 Boehringer Ingelheim International GmbH or one or more of its affiliated companies

PX_PAD	PAD (PX)	PX10	047K3DZ	DILATION OF RIGHT FEMORAL ARTERY WITH INTRALUMINAL DEVICE, PERCUTANEOUS APPROACH	047K3DZ
PX_PAD	PAD (PX)	PX10	047K3E6	DILATION OF RIGHT FEMORAL ARTERY, BIFURCATION, WITH TWO INTRALUMINAL DEVICES, PERCUTANEOUS APPROACH	047K3E6
PX_PAD	PAD (PX)	PX10	047K3EZ	DILATION OF RIGHT FEMORAL ARTERY WITH TWO INTRALUMINAL DEVICES, PERCUTANEOUS APPROACH	047K3EZ
PX_PAD	PAD (PX)	PX10	047K3F6	DILATION OF RIGHT FEMORAL ARTERY, BIFURCATION, WITH THREE INTRALUMINAL DEVICES, PERCUTANEOUS APPROACH	047K3F6
PX_PAD	PAD (PX)	PX10	047K3FZ	DILATION OF RIGHT FEMORAL ARTERY WITH THREE INTRALUMINAL DEVICES, PERCUTANEOUS APPROACH	047K3FZ
PX_PAD	PAD (PX)	PX10	047K3G6	DILATION OF RIGHT FEMORAL ARTERY, BIFURCATION, WITH FOUR OR MORE INTRALUMINAL DEVICES, PERCUTANEOUS APPROACH	047K3G6
PX_PAD	PAD (PX)	PX10	047K3GZ	DILATION OF RIGHT FEMORAL ARTERY WITH FOUR OR MORE INTRALUMINAL DEVICES, PERCUTANEOUS APPROACH	047K3GZ
PX_PAD	PAD (PX)	PX10	047K3Z6	DILATION OF RIGHT FEMORAL ARTERY, BIFURCATION, PERCUTANEOUS APPROACH	047K3Z6
PX_PAD	PAD (PX)	PX10	047K3ZZ	DILATION OF RIGHT FEMORAL ARTERY, PERCUTANEOUS APPROACH	047K3ZZ
PX_PAD	PAD (PX)	PX10	047K446	DILATION OF RIGHT FEMORAL ARTERY, BIFURCATION, WITH DRUG-ELUTING INTRALUMINAL DEVICE, PERCUTANEOUS ENDOSCOPIC APPROACH	047K446
PX_PAD	PAD (PX)	PX10	047K44Z	DILATION OF RIGHT FEMORAL ARTERY WITH DRUG-ELUTING INTRALUMINAL DEVICE, PERCUTANEOUS ENDOSCOPIC APPROACH	047K44Z
PX_PAD	PAD (PX)	PX10	047K456	DILATION OF RIGHT FEMORAL ARTERY, BIFURCATION, WITH TWO DRUG-ELUTING INTRALUMINAL DEVICES, PERCUTANEOUS ENDOSCOPIC APPROACH	047K456
PX_PAD	PAD (PX)	PX10	047K45Z	DILATION OF RIGHT FEMORAL ARTERY WITH TWO DRUG-ELUTING INTRALUMINAL DEVICES, PERCUTANEOUS ENDOSCOPIC APPROACH	047K45Z
PX_PAD	PAD (PX)	PX10	047K466	DILATION OF RIGHT FEMORAL ARTERY, BIFURCATION, WITH THREE DRUG-ELUTING INTRALUMINAL DEVICES, PERCUTANEOUS ENDOSCOPIC APPROACH	047K466
PX_PAD	PAD (PX)	PX10	047K46Z	DILATION OF RIGHT FEMORAL ARTERY WITH THREE DRUG-ELUTING INTRALUMINAL DEVICES, PERCUTANEOUS ENDOSCOPIC APPROACH	047K46Z
PX_PAD	PAD (PX)	PX10	047K476	DILATION OF RIGHT FEMORAL ARTERY, BIFURCATION, WITH FOUR OR MORE DRUG-ELUTING INTRALUMINAL DEVICES, PERCUTANEOUS ENDOSCOPIC APPROACH	047K476
PX_PAD	PAD (PX)	PX10	047K47Z	DILATION OF RIGHT FEMORAL ARTERY WITH FOUR OR MORE DRUG-ELUTING INTRALUMINAL DEVICES, PERCUTANEOUS ENDOSCOPIC APPROACH	047K47Z
PX_PAD	PAD (PX)	PX10	047K4D6	DILATION OF RIGHT FEMORAL ARTERY, BIFURCATION, WITH INTRALUMINAL DEVICE, PERCUTANEOUS ENDOSCOPIC APPROACH	047K4D6
PX_PAD	PAD (PX)	PX10	047K4DZ	DILATION OF RIGHT FEMORAL ARTERY WITH INTRALUMINAL DEVICE, PERCUTANEOUS ENDOSCOPIC APPROACH	047K4DZ

Boehringer Ingelheim
Statistical and Epidemiological Analysis Plan (SEAP) for Non-Interventional Study
(NIS)
BI Study Number 1245-0228

Proprietary confidential information © 2023 Boehringer Ingelheim International GmbH or one or more of its affiliated companies

PX_PAD	PAD (PX)	PX10	047K4E6	DILATION OF RIGHT FEMORAL ARTERY, BIFURCATION, WITH TWO INTRALUMINAL DEVICES, PERCUTANEOUS ENDOSCOPIC APPROACH	047K4E6
PX_PAD	PAD (PX)	PX10	047K4EZ	DILATION OF RIGHT FEMORAL ARTERY WITH TWO INTRALUMINAL DEVICES, PERCUTANEOUS ENDOSCOPIC APPROACH	047K4EZ
PX_PAD	PAD (PX)	PX10	047K4F6	DILATION OF RIGHT FEMORAL ARTERY, BIFURCATION, WITH THREE INTRALUMINAL DEVICES, PERCUTANEOUS ENDOSCOPIC APPROACH	047K4F6
PX_PAD	PAD (PX)	PX10	047K4FZ	DILATION OF RIGHT FEMORAL ARTERY WITH THREE INTRALUMINAL DEVICES, PERCUTANEOUS ENDOSCOPIC APPROACH	047K4FZ
PX_PAD	PAD (PX)	PX10	047K4G6	DILATION OF RIGHT FEMORAL ARTERY, BIFURCATION, WITH FOUR OR MORE INTRALUMINAL DEVICES, PERCUTANEOUS ENDOSCOPIC APPROACH	047K4G6
PX_PAD	PAD (PX)	PX10	047K4GZ	DILATION OF RIGHT FEMORAL ARTERY WITH FOUR OR MORE INTRALUMINAL DEVICES, PERCUTANEOUS ENDOSCOPIC APPROACH	047K4GZ
PX_PAD	PAD (PX)	PX10	047K4Z6	DILATION OF RIGHT FEMORAL ARTERY, BIFURCATION, PERCUTANEOUS ENDOSCOPIC APPROACH	047K4Z6
PX_PAD	PAD (PX)	PX10	047K4ZZ	DILATION OF RIGHT FEMORAL ARTERY, PERCUTANEOUS ENDOSCOPIC APPROACH	047K4ZZ
PX_PAD	PAD (PX)	PX10	047L046	DILATION OF LEFT FEMORAL ARTERY, BIFURCATION, WITH DRUG-ELUTING INTRALUMINAL DEVICE, OPEN APPROACH	047L046
PX_PAD	PAD (PX)	PX10	047L04Z	DILATION OF LEFT FEMORAL ARTERY WITH DRUG-ELUTING INTRALUMINAL DEVICE, OPEN APPROACH	047L04Z
PX_PAD	PAD (PX)	PX10	047L056	DILATION OF LEFT FEMORAL ARTERY, BIFURCATION, WITH TWO DRUG-ELUTING INTRALUMINAL DEVICES, OPEN APPROACH	047L056
PX_PAD	PAD (PX)	PX10	047L05Z	DILATION OF LEFT FEMORAL ARTERY WITH TWO DRUG-ELUTING INTRALUMINAL DEVICES, OPEN APPROACH	047L05Z
PX_PAD	PAD (PX)	PX10	047L066	DILATION OF LEFT FEMORAL ARTERY, BIFURCATION, WITH THREE DRUG-ELUTING INTRALUMINAL DEVICES, OPEN APPROACH	047L066
PX_PAD	PAD (PX)	PX10	047L06Z	DILATION OF LEFT FEMORAL ARTERY WITH THREE DRUG-ELUTING INTRALUMINAL DEVICES, OPEN APPROACH	047L06Z
PX_PAD	PAD (PX)	PX10	047L076	DILATION OF LEFT FEMORAL ARTERY, BIFURCATION, WITH FOUR OR MORE DRUG-ELUTING INTRALUMINAL DEVICES, OPEN APPROACH	047L076
PX_PAD	PAD (PX)	PX10	047L07Z	DILATION OF LEFT FEMORAL ARTERY WITH FOUR OR MORE DRUG-ELUTING INTRALUMINAL DEVICES, OPEN APPROACH	047L07Z
PX_PAD	PAD (PX)	PX10	047L0D6	DILATION OF LEFT FEMORAL ARTERY, BIFURCATION, WITH INTRALUMINAL DEVICE, OPEN APPROACH	047L0D6
PX_PAD	PAD (PX)	PX10	047L0DZ	DILATION OF LEFT FEMORAL ARTERY WITH INTRALUMINAL DEVICE, OPEN APPROACH	047L0DZ
PX_PAD	PAD (PX)	PX10	047L0E6	DILATION OF LEFT FEMORAL ARTERY, BIFURCATION, WITH TWO INTRALUMINAL DEVICES, OPEN APPROACH	047L0E6
PX_PAD	PAD (PX)	PX10	047L0EZ	DILATION OF LEFT FEMORAL ARTERY WITH TWO INTRALUMINAL DEVICES, OPEN APPROACH	047L0EZ
PX_PAD	PAD (PX)	PX10	047L0F6	DILATION OF LEFT FEMORAL ARTERY, BIFURCATION, WITH THREE INTRALUMINAL DEVICES, OPEN APPROACH	047L0F6

Boehringer Ingelheim
Statistical and Epidemiological Analysis Plan (SEAP) for Non-Interventional Study
(NIS)
BI Study Number 1245-0228

Proprietary confidential information © 2023 Boehringer Ingelheim International GmbH or one or more of its affiliated companies

PX_PAD	PAD (PX)	PX10	047L0FZ	DILATION OF LEFT FEMORAL ARTERY WITH THREE INTRALUMINAL DEVICES, OPEN APPROACH	047L0FZ
PX_PAD	PAD (PX)	PX10	047L0G6	DILATION OF LEFT FEMORAL ARTERY, BIFURCATION, WITH FOUR OR MORE INTRALUMINAL DEVICES, OPEN APPROACH	047L0G6
PX_PAD	PAD (PX)	PX10	047L0GZ	DILATION OF LEFT FEMORAL ARTERY WITH FOUR OR MORE INTRALUMINAL DEVICES, OPEN APPROACH	047L0GZ
PX_PAD	PAD (PX)	PX10	047L0Z6	DILATION OF LEFT FEMORAL ARTERY, BIFURCATION, OPEN APPROACH	047L0Z6
PX_PAD	PAD (PX)	PX10	047L0ZZ	DILATION OF LEFT FEMORAL ARTERY, OPEN APPROACH	047L0ZZ
PX_PAD	PAD (PX)	PX10	047L346	DILATION OF LEFT FEMORAL ARTERY, BIFURCATION, WITH DRUG-ELUTING INTRALUMINAL DEVICE, PERCUTANEOUS APPROACH	047L346
PX_PAD	PAD (PX)	PX10	047L34Z	DILATION OF LEFT FEMORAL ARTERY WITH DRUG-ELUTING INTRALUMINAL DEVICE, PERCUTANEOUS APPROACH	047L34Z
PX_PAD	PAD (PX)	PX10	047L356	DILATION OF LEFT FEMORAL ARTERY, BIFURCATION, WITH TWO DRUG-ELUTING INTRALUMINAL DEVICES, PERCUTANEOUS APPROACH	047L356
PX_PAD	PAD (PX)	PX10	047L35Z	DILATION OF LEFT FEMORAL ARTERY WITH TWO DRUG-ELUTING INTRALUMINAL DEVICES, PERCUTANEOUS APPROACH	047L35Z
PX_PAD	PAD (PX)	PX10	047L366	DILATION OF LEFT FEMORAL ARTERY, BIFURCATION, WITH THREE DRUG-ELUTING INTRALUMINAL DEVICES, PERCUTANEOUS APPROACH	047L366
PX_PAD	PAD (PX)	PX10	047L36Z	DILATION OF LEFT FEMORAL ARTERY WITH THREE DRUG-ELUTING INTRALUMINAL DEVICES, PERCUTANEOUS APPROACH	047L36Z
PX_PAD	PAD (PX)	PX10	047L376	DILATION OF LEFT FEMORAL ARTERY, BIFURCATION, WITH FOUR OR MORE DRUG-ELUTING INTRALUMINAL DEVICES, PERCUTANEOUS APPROACH	047L376
PX_PAD	PAD (PX)	PX10	047L37Z	DILATION OF LEFT FEMORAL ARTERY WITH FOUR OR MORE DRUG-ELUTING INTRALUMINAL DEVICES, PERCUTANEOUS APPROACH	047L37Z
PX_PAD	PAD (PX)	PX10	047L3D6	DILATION OF LEFT FEMORAL ARTERY, BIFURCATION, WITH INTRALUMINAL DEVICE, PERCUTANEOUS APPROACH	047L3D6
PX_PAD	PAD (PX)	PX10	047L3DZ	DILATION OF LEFT FEMORAL ARTERY WITH INTRALUMINAL DEVICE, PERCUTANEOUS APPROACH	047L3DZ
PX_PAD	PAD (PX)	PX10	047L3E6	DILATION OF LEFT FEMORAL ARTERY, BIFURCATION, WITH TWO INTRALUMINAL DEVICES, PERCUTANEOUS APPROACH	047L3E6
PX_PAD	PAD (PX)	PX10	047L3EZ	DILATION OF LEFT FEMORAL ARTERY WITH TWO INTRALUMINAL DEVICES, PERCUTANEOUS APPROACH	047L3EZ
PX_PAD	PAD (PX)	PX10	047L3F6	DILATION OF LEFT FEMORAL ARTERY, BIFURCATION, WITH THREE INTRALUMINAL DEVICES, PERCUTANEOUS APPROACH	047L3F6
PX_PAD	PAD (PX)	PX10	047L3FZ	DILATION OF LEFT FEMORAL ARTERY WITH THREE INTRALUMINAL DEVICES, PERCUTANEOUS APPROACH	047L3FZ
PX_PAD	PAD (PX)	PX10	047L3G6	DILATION OF LEFT FEMORAL ARTERY, BIFURCATION, WITH FOUR OR MORE INTRALUMINAL DEVICES, PERCUTANEOUS APPROACH	047L3G6

Boehringer Ingelheim
Statistical and Epidemiological Analysis Plan (SEAP) for Non-Interventional Study
(NIS)
BI Study Number 1245-0228

Proprietary confidential information © 2023 Boehringer Ingelheim International GmbH or one or more of its affiliated companies

PX_PAD	PAD (PX)	PX10	047L3GZ	DILATION OF LEFT FEMORAL ARTERY WITH FOUR OR MORE INTRALUMINAL DEVICES, PERCUTANEOUS APPROACH	047L3GZ
PX_PAD	PAD (PX)	PX10	047L3Z6	DILATION OF LEFT FEMORAL ARTERY, BIFURCATION, PERCUTANEOUS APPROACH	047L3Z6
PX_PAD	PAD (PX)	PX10	047L3ZZ	DILATION OF LEFT FEMORAL ARTERY, PERCUTANEOUS APPROACH	047L3ZZ
PX_PAD	PAD (PX)	PX10	047L446	DILATION OF LEFT FEMORAL ARTERY, BIFURCATION, WITH DRUG-ELUTING INTRALUMINAL DEVICE, PERCUTANEOUS ENDOSCOPIC APPROACH	047L446
PX_PAD	PAD (PX)	PX10	047L44Z	DILATION OF LEFT FEMORAL ARTERY WITH DRUG-ELUTING INTRALUMINAL DEVICE, PERCUTANEOUS ENDOSCOPIC APPROACH	047L44Z
PX_PAD	PAD (PX)	PX10	047L456	DILATION OF LEFT FEMORAL ARTERY, BIFURCATION, WITH TWO DRUG-ELUTING INTRALUMINAL DEVICES, PERCUTANEOUS ENDOSCOPIC APPROACH	047L456
PX_PAD	PAD (PX)	PX10	047L45Z	DILATION OF LEFT FEMORAL ARTERY WITH TWO DRUG-ELUTING INTRALUMINAL DEVICES, PERCUTANEOUS ENDOSCOPIC APPROACH	047L45Z
PX_PAD	PAD (PX)	PX10	047L466	DILATION OF LEFT FEMORAL ARTERY, BIFURCATION, WITH THREE DRUG-ELUTING INTRALUMINAL DEVICES, PERCUTANEOUS ENDOSCOPIC APPROACH	047L466
PX_PAD	PAD (PX)	PX10	047L46Z	DILATION OF LEFT FEMORAL ARTERY WITH THREE DRUG-ELUTING INTRALUMINAL DEVICES, PERCUTANEOUS ENDOSCOPIC APPROACH	047L46Z
PX_PAD	PAD (PX)	PX10	047L476	DILATION OF LEFT FEMORAL ARTERY, BIFURCATION, WITH FOUR OR MORE DRUG-ELUTING INTRALUMINAL DEVICES, PERCUTANEOUS ENDOSCOPIC APPROACH	047L476
PX_PAD	PAD (PX)	PX10	047L47Z	DILATION OF LEFT FEMORAL ARTERY WITH FOUR OR MORE DRUG-ELUTING INTRALUMINAL DEVICES, PERCUTANEOUS ENDOSCOPIC APPROACH	047L47Z
PX_PAD	PAD (PX)	PX10	047L4D6	DILATION OF LEFT FEMORAL ARTERY, BIFURCATION, WITH INTRALUMINAL DEVICE, PERCUTANEOUS ENDOSCOPIC APPROACH	047L4D6
PX_PAD	PAD (PX)	PX10	047L4DZ	DILATION OF LEFT FEMORAL ARTERY WITH INTRALUMINAL DEVICE, PERCUTANEOUS ENDOSCOPIC APPROACH	047L4DZ
PX_PAD	PAD (PX)	PX10	047L4E6	DILATION OF LEFT FEMORAL ARTERY, BIFURCATION, WITH TWO INTRALUMINAL DEVICES, PERCUTANEOUS ENDOSCOPIC APPROACH	047L4E6
PX_PAD	PAD (PX)	PX10	047L4EZ	DILATION OF LEFT FEMORAL ARTERY WITH TWO INTRALUMINAL DEVICES, PERCUTANEOUS ENDOSCOPIC APPROACH	047L4EZ
PX_PAD	PAD (PX)	PX10	047L4F6	DILATION OF LEFT FEMORAL ARTERY, BIFURCATION, WITH THREE INTRALUMINAL DEVICES, PERCUTANEOUS ENDOSCOPIC APPROACH	047L4F6
PX_PAD	PAD (PX)	PX10	047L4FZ	DILATION OF LEFT FEMORAL ARTERY WITH THREE INTRALUMINAL DEVICES, PERCUTANEOUS ENDOSCOPIC APPROACH	047L4FZ
PX_PAD	PAD (PX)	PX10	047L4G6	DILATION OF LEFT FEMORAL ARTERY, BIFURCATION, WITH FOUR OR MORE INTRALUMINAL DEVICES, PERCUTANEOUS ENDOSCOPIC APPROACH	047L4G6
PX_PAD	PAD (PX)	PX10	047L4GZ	DILATION OF LEFT FEMORAL ARTERY WITH FOUR OR MORE INTRALUMINAL DEVICES, PERCUTANEOUS ENDOSCOPIC APPROACH	047L4GZ

Boehringer Ingelheim
Statistical and Epidemiological Analysis Plan (SEAP) for Non-Interventional Study
(NIS)
BI Study Number 1245-0228

Proprietary confidential information © 2023 Boehringer Ingelheim International GmbH or one or more of its affiliated companies

PX_PAD	PAD (PX)	PX10	047L4Z6	DILATION OF LEFT FEMORAL ARTERY, BIFURCATION, PERCUTANEOUS ENDOSCOPIC APPROACH	047L4Z6
PX_PAD	PAD (PX)	PX10	047L4ZZ	DILATION OF LEFT FEMORAL ARTERY, PERCUTANEOUS ENDOSCOPIC APPROACH	047L4ZZ
PX_PAD	PAD (PX)	PX10	047M046	DILATION OF RIGHT POPLITEAL ARTERY, BIFURCATION, WITH DRUG-ELUTING INTRALUMINAL DEVICE, OPEN APPROACH	047M046
PX_PAD	PAD (PX)	PX10	047M04Z	DILATION OF RIGHT POPLITEAL ARTERY WITH DRUG-ELUTING INTRALUMINAL DEVICE, OPEN APPROACH	047M04Z
PX_PAD	PAD (PX)	PX10	047M056	DILATION OF RIGHT POPLITEAL ARTERY, BIFURCATION, WITH TWO DRUG-ELUTING INTRALUMINAL DEVICES, OPEN APPROACH	047M056
PX_PAD	PAD (PX)	PX10	047M05Z	DILATION OF RIGHT POPLITEAL ARTERY WITH TWO DRUG-ELUTING INTRALUMINAL DEVICES, OPEN APPROACH	047M05Z
PX_PAD	PAD (PX)	PX10	047M066	DILATION OF RIGHT POPLITEAL ARTERY, BIFURCATION, WITH THREE DRUG-ELUTING INTRALUMINAL DEVICES, OPEN APPROACH	047M066
PX_PAD	PAD (PX)	PX10	047M06Z	DILATION OF RIGHT POPLITEAL ARTERY WITH THREE DRUG-ELUTING INTRALUMINAL DEVICES, OPEN APPROACH	047M06Z
PX_PAD	PAD (PX)	PX10	047M076	DILATION OF RIGHT POPLITEAL ARTERY, BIFURCATION, WITH FOUR OR MORE DRUG-ELUTING INTRALUMINAL DEVICES, OPEN APPROACH	047M076
PX_PAD	PAD (PX)	PX10	047M07Z	DILATION OF RIGHT POPLITEAL ARTERY WITH FOUR OR MORE DRUG-ELUTING INTRALUMINAL DEVICES, OPEN APPROACH	047M07Z
PX_PAD	PAD (PX)	PX10	047M0D6	DILATION OF RIGHT POPLITEAL ARTERY, BIFURCATION, WITH INTRALUMINAL DEVICE, OPEN APPROACH	047M0D6
PX_PAD	PAD (PX)	PX10	047M0DZ	DILATION OF RIGHT POPLITEAL ARTERY WITH INTRALUMINAL DEVICE, OPEN APPROACH	047M0DZ
PX_PAD	PAD (PX)	PX10	047M0E6	DILATION OF RIGHT POPLITEAL ARTERY, BIFURCATION, WITH TWO INTRALUMINAL DEVICES, OPEN APPROACH	047M0E6
PX_PAD	PAD (PX)	PX10	047M0EZ	DILATION OF RIGHT POPLITEAL ARTERY WITH TWO INTRALUMINAL DEVICES, OPEN APPROACH	047M0EZ
PX_PAD	PAD (PX)	PX10	047M0F6	DILATION OF RIGHT POPLITEAL ARTERY, BIFURCATION, WITH THREE INTRALUMINAL DEVICES, OPEN APPROACH	047M0F6
PX_PAD	PAD (PX)	PX10	047M0FZ	DILATION OF RIGHT POPLITEAL ARTERY WITH THREE INTRALUMINAL DEVICES, OPEN APPROACH	047M0FZ
PX_PAD	PAD (PX)	PX10	047M0G6	DILATION OF RIGHT POPLITEAL ARTERY, BIFURCATION, WITH FOUR OR MORE INTRALUMINAL DEVICES, OPEN APPROACH	047M0G6
PX_PAD	PAD (PX)	PX10	047M0GZ	DILATION OF RIGHT POPLITEAL ARTERY WITH FOUR OR MORE INTRALUMINAL DEVICES, OPEN APPROACH	047M0GZ
PX_PAD	PAD (PX)	PX10	047M0Z6	DILATION OF RIGHT POPLITEAL ARTERY, BIFURCATION, OPEN APPROACH	047M0Z6
PX_PAD	PAD (PX)	PX10	047M0ZZ	DILATION OF RIGHT POPLITEAL ARTERY, OPEN APPROACH	047M0ZZ
PX_PAD	PAD (PX)	PX10	047M346	DILATION OF RIGHT POPLITEAL ARTERY, BIFURCATION, WITH DRUG-ELUTING INTRALUMINAL DEVICE, PERCUTANEOUS APPROACH	047M346
PX_PAD	PAD (PX)	PX10	047M34Z	DILATION OF RIGHT POPLITEAL ARTERY WITH DRUG-ELUTING INTRALUMINAL DEVICE, PERCUTANEOUS APPROACH	047M34Z

Statistical and Epidemiological Analysis Plan (SEAP) for Non-Interventional Study (NIS)**BI Study Number 1245-0228****c39712001-02**

Proprietary confidential information © 2023 Boehringer Ingelheim International GmbH or one or more of its affiliated companies

PX_PAD	PAD (PX)	PX10	047M356	DILATION OF RIGHT POPLITEAL ARTERY, BIFURCATION, WITH TWO DRUG-ELUTING INTRALUMINAL DEVICES, PERCUTANEOUS APPROACH	047M356
PX_PAD	PAD (PX)	PX10	047M35Z	DILATION OF RIGHT POPLITEAL ARTERY WITH TWO DRUG-ELUTING INTRALUMINAL DEVICES, PERCUTANEOUS APPROACH	047M35Z
PX_PAD	PAD (PX)	PX10	047M366	DILATION OF RIGHT POPLITEAL ARTERY, BIFURCATION, WITH THREE DRUG-ELUTING INTRALUMINAL DEVICES, PERCUTANEOUS APPROACH	047M366
PX_PAD	PAD (PX)	PX10	047M36Z	DILATION OF RIGHT POPLITEAL ARTERY WITH THREE DRUG-ELUTING INTRALUMINAL DEVICES, PERCUTANEOUS APPROACH	047M36Z
PX_PAD	PAD (PX)	PX10	047M376	DILATION OF RIGHT POPLITEAL ARTERY, BIFURCATION, WITH FOUR OR MORE DRUG-ELUTING INTRALUMINAL DEVICES, PERCUTANEOUS APPROACH	047M376
PX_PAD	PAD (PX)	PX10	047M37Z	DILATION OF RIGHT POPLITEAL ARTERY WITH FOUR OR MORE DRUG-ELUTING INTRALUMINAL DEVICES, PERCUTANEOUS APPROACH	047M37Z
PX_PAD	PAD (PX)	PX10	047M3D6	DILATION OF RIGHT POPLITEAL ARTERY, BIFURCATION, WITH INTRALUMINAL DEVICE, PERCUTANEOUS APPROACH	047M3D6
PX_PAD	PAD (PX)	PX10	047M3DZ	DILATION OF RIGHT POPLITEAL ARTERY WITH INTRALUMINAL DEVICE, PERCUTANEOUS APPROACH	047M3DZ
PX_PAD	PAD (PX)	PX10	047M3E6	DILATION OF RIGHT POPLITEAL ARTERY, BIFURCATION, WITH TWO INTRALUMINAL DEVICES, PERCUTANEOUS APPROACH	047M3E6
PX_PAD	PAD (PX)	PX10	047M3EZ	DILATION OF RIGHT POPLITEAL ARTERY WITH TWO INTRALUMINAL DEVICES, PERCUTANEOUS APPROACH	047M3EZ
PX_PAD	PAD (PX)	PX10	047M3F6	DILATION OF RIGHT POPLITEAL ARTERY, BIFURCATION, WITH THREE INTRALUMINAL DEVICES, PERCUTANEOUS APPROACH	047M3F6
PX_PAD	PAD (PX)	PX10	047M3FZ	DILATION OF RIGHT POPLITEAL ARTERY WITH THREE INTRALUMINAL DEVICES, PERCUTANEOUS APPROACH	047M3FZ
PX_PAD	PAD (PX)	PX10	047M3G6	DILATION OF RIGHT POPLITEAL ARTERY, BIFURCATION, WITH FOUR OR MORE INTRALUMINAL DEVICES, PERCUTANEOUS APPROACH	047M3G6
PX_PAD	PAD (PX)	PX10	047M3GZ	DILATION OF RIGHT POPLITEAL ARTERY WITH FOUR OR MORE INTRALUMINAL DEVICES, PERCUTANEOUS APPROACH	047M3GZ
PX_PAD	PAD (PX)	PX10	047M3Z6	DILATION OF RIGHT POPLITEAL ARTERY, BIFURCATION, PERCUTANEOUS APPROACH	047M3Z6
PX_PAD	PAD (PX)	PX10	047M3ZZ	DILATION OF RIGHT POPLITEAL ARTERY, PERCUTANEOUS APPROACH	047M3ZZ
PX_PAD	PAD (PX)	PX10	047M446	DILATION OF RIGHT POPLITEAL ARTERY, BIFURCATION, WITH DRUG-ELUTING INTRALUMINAL DEVICE, PERCUTANEOUS ENDOSCOPIC APPROACH	047M446
PX_PAD	PAD (PX)	PX10	047M44Z	DILATION OF RIGHT POPLITEAL ARTERY WITH DRUG-ELUTING INTRALUMINAL DEVICE, PERCUTANEOUS ENDOSCOPIC APPROACH	047M44Z
PX_PAD	PAD (PX)	PX10	047M456	DILATION OF RIGHT POPLITEAL ARTERY, BIFURCATION, WITH TWO DRUG-ELUTING INTRALUMINAL DEVICES, PERCUTANEOUS ENDOSCOPIC APPROACH	047M456
PX_PAD	PAD (PX)	PX10	047M45Z	DILATION OF RIGHT POPLITEAL ARTERY WITH TWO DRUG-ELUTING INTRALUMINAL DEVICES, PERCUTANEOUS ENDOSCOPIC APPROACH	047M45Z

Boehringer Ingelheim
Statistical and Epidemiological Analysis Plan (SEAP) for Non-Interventional Study
(NIS)
BI Study Number 1245-0228

Proprietary confidential information © 2023 Boehringer Ingelheim International GmbH or one or more of its affiliated companies

PX_PAD	PAD (PX)	PX10	047M466	DILATION OF RIGHT POPLITEAL ARTERY, BIFURCATION, WITH THREE DRUG-ELUTING INTRALUMINAL DEVICES, PERCUTANEOUS ENDOSCOPIC APPROACH	047M466
PX_PAD	PAD (PX)	PX10	047M46Z	DILATION OF RIGHT POPLITEAL ARTERY WITH THREE DRUG-ELUTING INTRALUMINAL DEVICES, PERCUTANEOUS ENDOSCOPIC APPROACH	047M46Z
PX_PAD	PAD (PX)	PX10	047M476	DILATION OF RIGHT POPLITEAL ARTERY, BIFURCATION, WITH FOUR OR MORE DRUG-ELUTING INTRALUMINAL DEVICES, PERCUTANEOUS ENDOSCOPIC APPROACH	047M476
PX_PAD	PAD (PX)	PX10	047M47Z	DILATION OF RIGHT POPLITEAL ARTERY WITH FOUR OR MORE DRUG-ELUTING INTRALUMINAL DEVICES, PERCUTANEOUS ENDOSCOPIC APPROACH	047M47Z
PX_PAD	PAD (PX)	PX10	047M4D6	DILATION OF RIGHT POPLITEAL ARTERY, BIFURCATION, WITH INTRALUMINAL DEVICE, PERCUTANEOUS ENDOSCOPIC APPROACH	047M4D6
PX_PAD	PAD (PX)	PX10	047M4DZ	DILATION OF RIGHT POPLITEAL ARTERY WITH INTRALUMINAL DEVICE, PERCUTANEOUS ENDOSCOPIC APPROACH	047M4DZ
PX_PAD	PAD (PX)	PX10	047M4E6	DILATION OF RIGHT POPLITEAL ARTERY, BIFURCATION, WITH TWO INTRALUMINAL DEVICES, PERCUTANEOUS ENDOSCOPIC APPROACH	047M4E6
PX_PAD	PAD (PX)	PX10	047M4EZ	DILATION OF RIGHT POPLITEAL ARTERY WITH TWO INTRALUMINAL DEVICES, PERCUTANEOUS ENDOSCOPIC APPROACH	047M4EZ
PX_PAD	PAD (PX)	PX10	047M4F6	DILATION OF RIGHT POPLITEAL ARTERY, BIFURCATION, WITH THREE INTRALUMINAL DEVICES, PERCUTANEOUS ENDOSCOPIC APPROACH	047M4F6
PX_PAD	PAD (PX)	PX10	047M4FZ	DILATION OF RIGHT POPLITEAL ARTERY WITH THREE INTRALUMINAL DEVICES, PERCUTANEOUS ENDOSCOPIC APPROACH	047M4FZ
PX_PAD	PAD (PX)	PX10	047M4G6	DILATION OF RIGHT POPLITEAL ARTERY, BIFURCATION, WITH FOUR OR MORE INTRALUMINAL DEVICES, PERCUTANEOUS ENDOSCOPIC APPROACH	047M4G6
PX_PAD	PAD (PX)	PX10	047M4GZ	DILATION OF RIGHT POPLITEAL ARTERY WITH FOUR OR MORE INTRALUMINAL DEVICES, PERCUTANEOUS ENDOSCOPIC APPROACH	047M4GZ
PX_PAD	PAD (PX)	PX10	047M4Z6	DILATION OF RIGHT POPLITEAL ARTERY, BIFURCATION, PERCUTANEOUS ENDOSCOPIC APPROACH	047M4Z6
PX_PAD	PAD (PX)	PX10	047M4ZZ	DILATION OF RIGHT POPLITEAL ARTERY, PERCUTANEOUS ENDOSCOPIC APPROACH	047M4ZZ
PX_PAD	PAD (PX)	PX10	047N046	DILATION OF LEFT POPLITEAL ARTERY, BIFURCATION, WITH DRUG-ELUTING INTRALUMINAL DEVICE, OPEN APPROACH	047N046
PX_PAD	PAD (PX)	PX10	047N04Z	DILATION OF LEFT POPLITEAL ARTERY WITH DRUG-ELUTING INTRALUMINAL DEVICE, OPEN APPROACH	047N04Z
PX_PAD	PAD (PX)	PX10	047N056	DILATION OF LEFT POPLITEAL ARTERY, BIFURCATION, WITH TWO DRUG-ELUTING INTRALUMINAL DEVICES, OPEN APPROACH	047N056
PX_PAD	PAD (PX)	PX10	047N05Z	DILATION OF LEFT POPLITEAL ARTERY WITH TWO DRUG-ELUTING INTRALUMINAL DEVICES, OPEN APPROACH	047N05Z
PX_PAD	PAD (PX)	PX10	047N066	DILATION OF LEFT POPLITEAL ARTERY, BIFURCATION, WITH THREE DRUG-ELUTING INTRALUMINAL DEVICES, OPEN APPROACH	047N066

Boehringer Ingelheim
Statistical and Epidemiological Analysis Plan (SEAP) for Non-Interventional Study
(NIS)
BI Study Number 1245-0228

Proprietary confidential information © 2023 Boehringer Ingelheim International GmbH or one or more of its affiliated companies

PX_PAD	PAD (PX)	PX10	047N06Z	DILATION OF LEFT POPLITEAL ARTERY WITH THREE DRUG-ELUTING INTRALUMINAL DEVICES, OPEN APPROACH	047N06Z
PX_PAD	PAD (PX)	PX10	047N076	DILATION OF LEFT POPLITEAL ARTERY, BIFURCATION, WITH FOUR OR MORE DRUG-ELUTING INTRALUMINAL DEVICES, OPEN APPROACH	047N076
PX_PAD	PAD (PX)	PX10	047N07Z	DILATION OF LEFT POPLITEAL ARTERY WITH FOUR OR MORE DRUG-ELUTING INTRALUMINAL DEVICES, OPEN APPROACH	047N07Z
PX_PAD	PAD (PX)	PX10	047N0D6	DILATION OF LEFT POPLITEAL ARTERY, BIFURCATION, WITH INTRALUMINAL DEVICE, OPEN APPROACH	047N0D6
PX_PAD	PAD (PX)	PX10	047N0DZ	DILATION OF LEFT POPLITEAL ARTERY WITH INTRALUMINAL DEVICE, OPEN APPROACH	047N0DZ
PX_PAD	PAD (PX)	PX10	047N0E6	DILATION OF LEFT POPLITEAL ARTERY, BIFURCATION, WITH TWO INTRALUMINAL DEVICES, OPEN APPROACH	047N0E6
PX_PAD	PAD (PX)	PX10	047N0EZ	DILATION OF LEFT POPLITEAL ARTERY WITH TWO INTRALUMINAL DEVICES, OPEN APPROACH	047N0EZ
PX_PAD	PAD (PX)	PX10	047N0F6	DILATION OF LEFT POPLITEAL ARTERY, BIFURCATION, WITH THREE INTRALUMINAL DEVICES, OPEN APPROACH	047N0F6
PX_PAD	PAD (PX)	PX10	047N0FZ	DILATION OF LEFT POPLITEAL ARTERY WITH THREE INTRALUMINAL DEVICES, OPEN APPROACH	047N0FZ
PX_PAD	PAD (PX)	PX10	047N0G6	DILATION OF LEFT POPLITEAL ARTERY, BIFURCATION, WITH FOUR OR MORE INTRALUMINAL DEVICES, OPEN APPROACH	047N0G6
PX_PAD	PAD (PX)	PX10	047N0GZ	DILATION OF LEFT POPLITEAL ARTERY WITH FOUR OR MORE INTRALUMINAL DEVICES, OPEN APPROACH	047N0GZ
PX_PAD	PAD (PX)	PX10	047N0Z6	DILATION OF LEFT POPLITEAL ARTERY, BIFURCATION, OPEN APPROACH	047N0Z6
PX_PAD	PAD (PX)	PX10	047N0ZZ	DILATION OF LEFT POPLITEAL ARTERY, OPEN APPROACH	047N0ZZ
PX_PAD	PAD (PX)	PX10	047N346	DILATION OF LEFT POPLITEAL ARTERY, BIFURCATION, WITH DRUG-ELUTING INTRALUMINAL DEVICE, PERCUTANEOUS APPROACH	047N346
PX_PAD	PAD (PX)	PX10	047N34Z	DILATION OF LEFT POPLITEAL ARTERY WITH DRUG-ELUTING INTRALUMINAL DEVICE, PERCUTANEOUS APPROACH	047N34Z
PX_PAD	PAD (PX)	PX10	047N356	DILATION OF LEFT POPLITEAL ARTERY, BIFURCATION, WITH TWO DRUG-ELUTING INTRALUMINAL DEVICES, PERCUTANEOUS APPROACH	047N356
PX_PAD	PAD (PX)	PX10	047N35Z	DILATION OF LEFT POPLITEAL ARTERY WITH TWO DRUG-ELUTING INTRALUMINAL DEVICES, PERCUTANEOUS APPROACH	047N35Z
PX_PAD	PAD (PX)	PX10	047N366	DILATION OF LEFT POPLITEAL ARTERY, BIFURCATION, WITH THREE DRUG-ELUTING INTRALUMINAL DEVICES, PERCUTANEOUS APPROACH	047N366
PX_PAD	PAD (PX)	PX10	047N36Z	DILATION OF LEFT POPLITEAL ARTERY WITH THREE DRUG-ELUTING INTRALUMINAL DEVICES, PERCUTANEOUS APPROACH	047N36Z
PX_PAD	PAD (PX)	PX10	047N376	DILATION OF LEFT POPLITEAL ARTERY, BIFURCATION, WITH FOUR OR MORE DRUG-ELUTING INTRALUMINAL DEVICES, PERCUTANEOUS APPROACH	047N376
PX_PAD	PAD (PX)	PX10	047N37Z	DILATION OF LEFT POPLITEAL ARTERY WITH FOUR OR MORE DRUG-ELUTING INTRALUMINAL DEVICES, PERCUTANEOUS APPROACH	047N37Z

Boehringer Ingelheim
Statistical and Epidemiological Analysis Plan (SEAP) for Non-Interventional Study
(NIS)
BI Study Number 1245-0228

Proprietary confidential information © 2023 Boehringer Ingelheim International GmbH or one or more of its affiliated companies

PX_PAD	PAD (PX)	PX10	047N3D6	DILATION OF LEFT POPLITEAL ARTERY, BIFURCATION, WITH INTRALUMINAL DEVICE, PERCUTANEOUS APPROACH	047N3D6
PX_PAD	PAD (PX)	PX10	047N3DZ	DILATION OF LEFT POPLITEAL ARTERY WITH INTRALUMINAL DEVICE, PERCUTANEOUS APPROACH	047N3DZ
PX_PAD	PAD (PX)	PX10	047N3E6	DILATION OF LEFT POPLITEAL ARTERY, BIFURCATION, WITH TWO INTRALUMINAL DEVICES, PERCUTANEOUS APPROACH	047N3E6
PX_PAD	PAD (PX)	PX10	047N3EZ	DILATION OF LEFT POPLITEAL ARTERY WITH TWO INTRALUMINAL DEVICES, PERCUTANEOUS APPROACH	047N3EZ
PX_PAD	PAD (PX)	PX10	047N3F6	DILATION OF LEFT POPLITEAL ARTERY, BIFURCATION, WITH THREE INTRALUMINAL DEVICES, PERCUTANEOUS APPROACH	047N3F6
PX_PAD	PAD (PX)	PX10	047N3FZ	DILATION OF LEFT POPLITEAL ARTERY WITH THREE INTRALUMINAL DEVICES, PERCUTANEOUS APPROACH	047N3FZ
PX_PAD	PAD (PX)	PX10	047N3G6	DILATION OF LEFT POPLITEAL ARTERY, BIFURCATION, WITH FOUR OR MORE INTRALUMINAL DEVICES, PERCUTANEOUS APPROACH	047N3G6
PX_PAD	PAD (PX)	PX10	047N3GZ	DILATION OF LEFT POPLITEAL ARTERY WITH FOUR OR MORE INTRALUMINAL DEVICES, PERCUTANEOUS APPROACH	047N3GZ
PX_PAD	PAD (PX)	PX10	047N3Z6	DILATION OF LEFT POPLITEAL ARTERY, BIFURCATION, PERCUTANEOUS APPROACH	047N3Z6
PX_PAD	PAD (PX)	PX10	047N3ZZ	DILATION OF LEFT POPLITEAL ARTERY, PERCUTANEOUS APPROACH	047N3ZZ
PX_PAD	PAD (PX)	PX10	047N446	DILATION OF LEFT POPLITEAL ARTERY, BIFURCATION, WITH DRUG-ELUTING INTRALUMINAL DEVICE, PERCUTANEOUS ENDOSCOPIC APPROACH	047N446
PX_PAD	PAD (PX)	PX10	047N44Z	DILATION OF LEFT POPLITEAL ARTERY WITH DRUG-ELUTING INTRALUMINAL DEVICE, PERCUTANEOUS ENDOSCOPIC APPROACH	047N44Z
PX_PAD	PAD (PX)	PX10	047N456	DILATION OF LEFT POPLITEAL ARTERY, BIFURCATION, WITH TWO DRUG-ELUTING INTRALUMINAL DEVICES, PERCUTANEOUS ENDOSCOPIC APPROACH	047N456
PX_PAD	PAD (PX)	PX10	047N45Z	DILATION OF LEFT POPLITEAL ARTERY WITH TWO DRUG-ELUTING INTRALUMINAL DEVICES, PERCUTANEOUS ENDOSCOPIC APPROACH	047N45Z
PX_PAD	PAD (PX)	PX10	047N466	DILATION OF LEFT POPLITEAL ARTERY, BIFURCATION, WITH THREE DRUG-ELUTING INTRALUMINAL DEVICES, PERCUTANEOUS ENDOSCOPIC APPROACH	047N466
PX_PAD	PAD (PX)	PX10	047N46Z	DILATION OF LEFT POPLITEAL ARTERY WITH THREE DRUG-ELUTING INTRALUMINAL DEVICES, PERCUTANEOUS ENDOSCOPIC APPROACH	047N46Z
PX_PAD	PAD (PX)	PX10	047N476	DILATION OF LEFT POPLITEAL ARTERY, BIFURCATION, WITH FOUR OR MORE DRUG-ELUTING INTRALUMINAL DEVICES, PERCUTANEOUS ENDOSCOPIC APPROACH	047N476
PX_PAD	PAD (PX)	PX10	047N47Z	DILATION OF LEFT POPLITEAL ARTERY WITH FOUR OR MORE DRUG-ELUTING INTRALUMINAL DEVICES, PERCUTANEOUS ENDOSCOPIC APPROACH	047N47Z
PX_PAD	PAD (PX)	PX10	047N4D6	DILATION OF LEFT POPLITEAL ARTERY, BIFURCATION, WITH INTRALUMINAL DEVICE, PERCUTANEOUS ENDOSCOPIC APPROACH	047N4D6
PX_PAD	PAD (PX)	PX10	047N4DZ	DILATION OF LEFT POPLITEAL ARTERY WITH INTRALUMINAL DEVICE, PERCUTANEOUS ENDOSCOPIC APPROACH	047N4DZ

Boehringer Ingelheim
Statistical and Epidemiological Analysis Plan (SEAP) for Non-Interventional Study
(NIS)
BI Study Number 1245-0228

Proprietary confidential information © 2023 Boehringer Ingelheim International GmbH or one or more of its affiliated companies

PX_PAD	PAD (PX)	PX10	047N4E6	DILATION OF LEFT POPLITEAL ARTERY, BIFURCATION, WITH TWO INTRALUMINAL DEVICES, PERCUTANEOUS ENDOSCOPIC APPROACH	047N4E6
PX_PAD	PAD (PX)	PX10	047N4EZ	DILATION OF LEFT POPLITEAL ARTERY WITH TWO INTRALUMINAL DEVICES, PERCUTANEOUS ENDOSCOPIC APPROACH	047N4EZ
PX_PAD	PAD (PX)	PX10	047N4F6	DILATION OF LEFT POPLITEAL ARTERY, BIFURCATION, WITH THREE INTRALUMINAL DEVICES, PERCUTANEOUS ENDOSCOPIC APPROACH	047N4F6
PX_PAD	PAD (PX)	PX10	047N4FZ	DILATION OF LEFT POPLITEAL ARTERY WITH THREE INTRALUMINAL DEVICES, PERCUTANEOUS ENDOSCOPIC APPROACH	047N4FZ
PX_PAD	PAD (PX)	PX10	047N4G6	DILATION OF LEFT POPLITEAL ARTERY, BIFURCATION, WITH FOUR OR MORE INTRALUMINAL DEVICES, PERCUTANEOUS ENDOSCOPIC APPROACH	047N4G6
PX_PAD	PAD (PX)	PX10	047N4GZ	DILATION OF LEFT POPLITEAL ARTERY WITH FOUR OR MORE INTRALUMINAL DEVICES, PERCUTANEOUS ENDOSCOPIC APPROACH	047N4GZ
PX_PAD	PAD (PX)	PX10	047N4Z6	DILATION OF LEFT POPLITEAL ARTERY, BIFURCATION, PERCUTANEOUS ENDOSCOPIC APPROACH	047N4Z6
PX_PAD	PAD (PX)	PX10	047N4ZZ	DILATION OF LEFT POPLITEAL ARTERY, PERCUTANEOUS ENDOSCOPIC APPROACH	047N4ZZ
PX_PAD	PAD (PX)	PX10	047P046	DILATION OF RIGHT ANTERIOR TIBIAL ARTERY, BIFURCATION, WITH DRUG-ELUTING INTRALUMINAL DEVICE, OPEN APPROACH	047P046
PX_PAD	PAD (PX)	PX10	047P04Z	DILATION OF RIGHT ANTERIOR TIBIAL ARTERY WITH DRUG-ELUTING INTRALUMINAL DEVICE, OPEN APPROACH	047P04Z
PX_PAD	PAD (PX)	PX10	047P056	DILATION OF RIGHT ANTERIOR TIBIAL ARTERY, BIFURCATION, WITH TWO DRUG-ELUTING INTRALUMINAL DEVICES, OPEN APPROACH	047P056
PX_PAD	PAD (PX)	PX10	047P05Z	DILATION OF RIGHT ANTERIOR TIBIAL ARTERY WITH TWO DRUG-ELUTING INTRALUMINAL DEVICES, OPEN APPROACH	047P05Z
PX_PAD	PAD (PX)	PX10	047P066	DILATION OF RIGHT ANTERIOR TIBIAL ARTERY, BIFURCATION, WITH THREE DRUG-ELUTING INTRALUMINAL DEVICES, OPEN APPROACH	047P066
PX_PAD	PAD (PX)	PX10	047P06Z	DILATION OF RIGHT ANTERIOR TIBIAL ARTERY WITH THREE DRUG-ELUTING INTRALUMINAL DEVICES, OPEN APPROACH	047P06Z
PX_PAD	PAD (PX)	PX10	047P076	DILATION OF RIGHT ANTERIOR TIBIAL ARTERY, BIFURCATION, WITH FOUR OR MORE DRUG-ELUTING INTRALUMINAL DEVICES, OPEN APPROACH	047P076
PX_PAD	PAD (PX)	PX10	047P07Z	DILATION OF RIGHT ANTERIOR TIBIAL ARTERY WITH FOUR OR MORE DRUG-ELUTING INTRALUMINAL DEVICES, OPEN APPROACH	047P07Z
PX_PAD	PAD (PX)	PX10	047P0D6	DILATION OF RIGHT ANTERIOR TIBIAL ARTERY, BIFURCATION, WITH INTRALUMINAL DEVICE, OPEN APPROACH	047P0D6
PX_PAD	PAD (PX)	PX10	047P0DZ	DILATION OF RIGHT ANTERIOR TIBIAL ARTERY WITH INTRALUMINAL DEVICE, OPEN APPROACH	047P0DZ
PX_PAD	PAD (PX)	PX10	047P0E6	DILATION OF RIGHT ANTERIOR TIBIAL ARTERY, BIFURCATION, WITH TWO INTRALUMINAL DEVICES, OPEN APPROACH	047P0E6
PX_PAD	PAD (PX)	PX10	047P0EZ	DILATION OF RIGHT ANTERIOR TIBIAL ARTERY WITH TWO INTRALUMINAL DEVICES, OPEN APPROACH	047P0EZ

Statistical and Epidemiological Analysis Plan (SEAP) for Non-Interventional Study (NIS)**BI Study Number 1245-0228****c39712001-02**

Proprietary confidential information © 2023 Boehringer Ingelheim International GmbH or one or more of its affiliated companies

PX_PAD	PAD (PX)	PX10	047P0F6	DILATION OF RIGHT ANTERIOR TIBIAL ARTERY, BIFURCATION, WITH THREE INTRALUMINAL DEVICES, OPEN APPROACH	047P0F6
PX_PAD	PAD (PX)	PX10	047P0FZ	DILATION OF RIGHT ANTERIOR TIBIAL ARTERY WITH THREE INTRALUMINAL DEVICES, OPEN APPROACH	047P0FZ
PX_PAD	PAD (PX)	PX10	047P0G6	DILATION OF RIGHT ANTERIOR TIBIAL ARTERY, BIFURCATION, WITH FOUR OR MORE INTRALUMINAL DEVICES, OPEN APPROACH	047P0G6
PX_PAD	PAD (PX)	PX10	047P0GZ	DILATION OF RIGHT ANTERIOR TIBIAL ARTERY WITH FOUR OR MORE INTRALUMINAL DEVICES, OPEN APPROACH	047P0GZ
PX_PAD	PAD (PX)	PX10	047P0Z6	DILATION OF RIGHT ANTERIOR TIBIAL ARTERY, BIFURCATION, OPEN APPROACH	047P0Z6
PX_PAD	PAD (PX)	PX10	047P0ZZ	DILATION OF RIGHT ANTERIOR TIBIAL ARTERY, OPEN APPROACH	047P0ZZ
PX_PAD	PAD (PX)	PX10	047P346	DILATION OF RIGHT ANTERIOR TIBIAL ARTERY, BIFURCATION, WITH DRUG-ELUTING INTRALUMINAL DEVICE, PERCUTANEOUS APPROACH	047P346
PX_PAD	PAD (PX)	PX10	047P34Z	DILATION OF RIGHT ANTERIOR TIBIAL ARTERY WITH DRUG-ELUTING INTRALUMINAL DEVICE, PERCUTANEOUS APPROACH	047P34Z
PX_PAD	PAD (PX)	PX10	047P356	DILATION OF RIGHT ANTERIOR TIBIAL ARTERY, BIFURCATION, WITH TWO DRUG-ELUTING INTRALUMINAL DEVICES, PERCUTANEOUS APPROACH	047P356
PX_PAD	PAD (PX)	PX10	047P35Z	DILATION OF RIGHT ANTERIOR TIBIAL ARTERY WITH TWO DRUG-ELUTING INTRALUMINAL DEVICES, PERCUTANEOUS APPROACH	047P35Z
PX_PAD	PAD (PX)	PX10	047P366	DILATION OF RIGHT ANTERIOR TIBIAL ARTERY, BIFURCATION, WITH THREE DRUG-ELUTING INTRALUMINAL DEVICES, PERCUTANEOUS APPROACH	047P366
PX_PAD	PAD (PX)	PX10	047P36Z	DILATION OF RIGHT ANTERIOR TIBIAL ARTERY WITH THREE DRUG-ELUTING INTRALUMINAL DEVICES, PERCUTANEOUS APPROACH	047P36Z
PX_PAD	PAD (PX)	PX10	047P376	DILATION OF RIGHT ANTERIOR TIBIAL ARTERY, BIFURCATION, WITH FOUR OR MORE DRUG-ELUTING INTRALUMINAL DEVICES, PERCUTANEOUS APPROACH	047P376
PX_PAD	PAD (PX)	PX10	047P37Z	DILATION OF RIGHT ANTERIOR TIBIAL ARTERY WITH FOUR OR MORE DRUG-ELUTING INTRALUMINAL DEVICES, PERCUTANEOUS APPROACH	047P37Z
PX_PAD	PAD (PX)	PX10	047P3D6	DILATION OF RIGHT ANTERIOR TIBIAL ARTERY, BIFURCATION, WITH INTRALUMINAL DEVICE, PERCUTANEOUS APPROACH	047P3D6
PX_PAD	PAD (PX)	PX10	047P3DZ	DILATION OF RIGHT ANTERIOR TIBIAL ARTERY WITH INTRALUMINAL DEVICE, PERCUTANEOUS APPROACH	047P3DZ
PX_PAD	PAD (PX)	PX10	047P3E6	DILATION OF RIGHT ANTERIOR TIBIAL ARTERY, BIFURCATION, WITH TWO INTRALUMINAL DEVICES, PERCUTANEOUS APPROACH	047P3E6
PX_PAD	PAD (PX)	PX10	047P3EZ	DILATION OF RIGHT ANTERIOR TIBIAL ARTERY WITH TWO INTRALUMINAL DEVICES, PERCUTANEOUS APPROACH	047P3EZ
PX_PAD	PAD (PX)	PX10	047P3F6	DILATION OF RIGHT ANTERIOR TIBIAL ARTERY, BIFURCATION, WITH THREE INTRALUMINAL DEVICES, PERCUTANEOUS APPROACH	047P3F6
PX_PAD	PAD (PX)	PX10	047P3FZ	DILATION OF RIGHT ANTERIOR TIBIAL ARTERY WITH THREE INTRALUMINAL DEVICES, PERCUTANEOUS APPROACH	047P3FZ

Boehringer Ingelheim
Statistical and Epidemiological Analysis Plan (SEAP) for Non-Interventional Study
(NIS)
BI Study Number 1245-0228

Proprietary confidential information © 2023 Boehringer Ingelheim International GmbH or one or more of its affiliated companies

PX_PAD	PAD (PX)	PX10	047P3G6	DILATION OF RIGHT ANTERIOR TIBIAL ARTERY, BIFURCATION, WITH FOUR OR MORE INTRALUMINAL DEVICES, PERCUTANEOUS APPROACH	047P3G6
PX_PAD	PAD (PX)	PX10	047P3GZ	DILATION OF RIGHT ANTERIOR TIBIAL ARTERY WITH FOUR OR MORE INTRALUMINAL DEVICES, PERCUTANEOUS APPROACH	047P3GZ
PX_PAD	PAD (PX)	PX10	047P3Z6	DILATION OF RIGHT ANTERIOR TIBIAL ARTERY, BIFURCATION, PERCUTANEOUS APPROACH	047P3Z6
PX_PAD	PAD (PX)	PX10	047P3ZZ	DILATION OF RIGHT ANTERIOR TIBIAL ARTERY, PERCUTANEOUS APPROACH	047P3ZZ
PX_PAD	PAD (PX)	PX10	047P446	DILATION OF RIGHT ANTERIOR TIBIAL ARTERY, BIFURCATION, WITH DRUG-ELUTING INTRALUMINAL DEVICE, PERCUTANEOUS ENDOSCOPIC APPROACH	047P446
PX_PAD	PAD (PX)	PX10	047P44Z	DILATION OF RIGHT ANTERIOR TIBIAL ARTERY WITH DRUG-ELUTING INTRALUMINAL DEVICE, PERCUTANEOUS ENDOSCOPIC APPROACH	047P44Z
PX_PAD	PAD (PX)	PX10	047P456	DILATION OF RIGHT ANTERIOR TIBIAL ARTERY, BIFURCATION, WITH TWO DRUG-ELUTING INTRALUMINAL DEVICES, PERCUTANEOUS ENDOSCOPIC APPROACH	047P456
PX_PAD	PAD (PX)	PX10	047P45Z	DILATION OF RIGHT ANTERIOR TIBIAL ARTERY WITH TWO DRUG-ELUTING INTRALUMINAL DEVICES, PERCUTANEOUS ENDOSCOPIC APPROACH	047P45Z
PX_PAD	PAD (PX)	PX10	047P466	DILATION OF RIGHT ANTERIOR TIBIAL ARTERY, BIFURCATION, WITH THREE DRUG-ELUTING INTRALUMINAL DEVICES, PERCUTANEOUS ENDOSCOPIC APPROACH	047P466
PX_PAD	PAD (PX)	PX10	047P46Z	DILATION OF RIGHT ANTERIOR TIBIAL ARTERY WITH THREE DRUG-ELUTING INTRALUMINAL DEVICES, PERCUTANEOUS ENDOSCOPIC APPROACH	047P46Z
PX_PAD	PAD (PX)	PX10	047P476	DILATION OF RIGHT ANTERIOR TIBIAL ARTERY, BIFURCATION, WITH FOUR OR MORE DRUG-ELUTING INTRALUMINAL DEVICES, PERCUTANEOUS ENDOSCOPIC APPROACH	047P476
PX_PAD	PAD (PX)	PX10	047P47Z	DILATION OF RIGHT ANTERIOR TIBIAL ARTERY WITH FOUR OR MORE DRUG-ELUTING INTRALUMINAL DEVICES, PERCUTANEOUS ENDOSCOPIC APPROACH	047P47Z
PX_PAD	PAD (PX)	PX10	047P4D6	DILATION OF RIGHT ANTERIOR TIBIAL ARTERY, BIFURCATION, WITH INTRALUMINAL DEVICE, PERCUTANEOUS ENDOSCOPIC APPROACH	047P4D6
PX_PAD	PAD (PX)	PX10	047P4DZ	DILATION OF RIGHT ANTERIOR TIBIAL ARTERY WITH INTRALUMINAL DEVICE, PERCUTANEOUS ENDOSCOPIC APPROACH	047P4DZ
PX_PAD	PAD (PX)	PX10	047P4E6	DILATION OF RIGHT ANTERIOR TIBIAL ARTERY, BIFURCATION, WITH TWO INTRALUMINAL DEVICES, PERCUTANEOUS ENDOSCOPIC APPROACH	047P4E6
PX_PAD	PAD (PX)	PX10	047P4EZ	DILATION OF RIGHT ANTERIOR TIBIAL ARTERY WITH TWO INTRALUMINAL DEVICES, PERCUTANEOUS ENDOSCOPIC APPROACH	047P4EZ
PX_PAD	PAD (PX)	PX10	047P4F6	DILATION OF RIGHT ANTERIOR TIBIAL ARTERY, BIFURCATION, WITH THREE INTRALUMINAL DEVICES, PERCUTANEOUS ENDOSCOPIC APPROACH	047P4F6
PX_PAD	PAD (PX)	PX10	047P4FZ	DILATION OF RIGHT ANTERIOR TIBIAL ARTERY WITH THREE INTRALUMINAL DEVICES, PERCUTANEOUS ENDOSCOPIC APPROACH	047P4FZ

Boehringer Ingelheim
Statistical and Epidemiological Analysis Plan (SEAP) for Non-Interventional Study
(NIS)
BI Study Number 1245-0228

Proprietary confidential information © 2023 Boehringer Ingelheim International GmbH or one or more of its affiliated companies

PX_PAD	PAD (PX)	PX10	047P4G6	DILATION OF RIGHT ANTERIOR TIBIAL ARTERY, BIFURCATION, WITH FOUR OR MORE INTRALUMINAL DEVICES, PERCUTANEOUS ENDOSCOPIC APPROACH	047P4G6
PX_PAD	PAD (PX)	PX10	047P4GZ	DILATION OF RIGHT ANTERIOR TIBIAL ARTERY WITH FOUR OR MORE INTRALUMINAL DEVICES, PERCUTANEOUS ENDOSCOPIC APPROACH	047P4GZ
PX_PAD	PAD (PX)	PX10	047P4Z6	DILATION OF RIGHT ANTERIOR TIBIAL ARTERY, BIFURCATION, PERCUTANEOUS ENDOSCOPIC APPROACH	047P4Z6
PX_PAD	PAD (PX)	PX10	047P4ZZ	DILATION OF RIGHT ANTERIOR TIBIAL ARTERY, PERCUTANEOUS ENDOSCOPIC APPROACH	047P4ZZ
PX_PAD	PAD (PX)	PX10	047Q046	DILATION OF LEFT ANTERIOR TIBIAL ARTERY, BIFURCATION, WITH DRUG-ELUTING INTRALUMINAL DEVICE, OPEN APPROACH	047Q046
PX_PAD	PAD (PX)	PX10	047Q04Z	DILATION OF LEFT ANTERIOR TIBIAL ARTERY WITH DRUG-ELUTING INTRALUMINAL DEVICE, OPEN APPROACH	047Q04Z
PX_PAD	PAD (PX)	PX10	047Q056	DILATION OF LEFT ANTERIOR TIBIAL ARTERY, BIFURCATION, WITH TWO DRUG-ELUTING INTRALUMINAL DEVICES, OPEN APPROACH	047Q056
PX_PAD	PAD (PX)	PX10	047Q05Z	DILATION OF LEFT ANTERIOR TIBIAL ARTERY WITH TWO DRUG-ELUTING INTRALUMINAL DEVICES, OPEN APPROACH	047Q05Z
PX_PAD	PAD (PX)	PX10	047Q066	DILATION OF LEFT ANTERIOR TIBIAL ARTERY, BIFURCATION, WITH THREE DRUG-ELUTING INTRALUMINAL DEVICES, OPEN APPROACH	047Q066
PX_PAD	PAD (PX)	PX10	047Q06Z	DILATION OF LEFT ANTERIOR TIBIAL ARTERY WITH THREE DRUG-ELUTING INTRALUMINAL DEVICES, OPEN APPROACH	047Q06Z
PX_PAD	PAD (PX)	PX10	047Q076	DILATION OF LEFT ANTERIOR TIBIAL ARTERY, BIFURCATION, WITH FOUR OR MORE DRUG-ELUTING INTRALUMINAL DEVICES, OPEN APPROACH	047Q076
PX_PAD	PAD (PX)	PX10	047Q07Z	DILATION OF LEFT ANTERIOR TIBIAL ARTERY WITH FOUR OR MORE DRUG-ELUTING INTRALUMINAL DEVICES, OPEN APPROACH	047Q07Z
PX_PAD	PAD (PX)	PX10	047Q0D6	DILATION OF LEFT ANTERIOR TIBIAL ARTERY, BIFURCATION, WITH INTRALUMINAL DEVICE, OPEN APPROACH	047Q0D6
PX_PAD	PAD (PX)	PX10	047Q0DZ	DILATION OF LEFT ANTERIOR TIBIAL ARTERY WITH INTRALUMINAL DEVICE, OPEN APPROACH	047Q0DZ
PX_PAD	PAD (PX)	PX10	047Q0E6	DILATION OF LEFT ANTERIOR TIBIAL ARTERY, BIFURCATION, WITH TWO INTRALUMINAL DEVICES, OPEN APPROACH	047Q0E6
PX_PAD	PAD (PX)	PX10	047Q0EZ	DILATION OF LEFT ANTERIOR TIBIAL ARTERY WITH TWO INTRALUMINAL DEVICES, OPEN APPROACH	047Q0EZ
PX_PAD	PAD (PX)	PX10	047Q0F6	DILATION OF LEFT ANTERIOR TIBIAL ARTERY, BIFURCATION, WITH THREE INTRALUMINAL DEVICES, OPEN APPROACH	047Q0F6
PX_PAD	PAD (PX)	PX10	047Q0FZ	DILATION OF LEFT ANTERIOR TIBIAL ARTERY WITH THREE INTRALUMINAL DEVICES, OPEN APPROACH	047Q0FZ
PX_PAD	PAD (PX)	PX10	047Q0G6	DILATION OF LEFT ANTERIOR TIBIAL ARTERY, BIFURCATION, WITH FOUR OR MORE INTRALUMINAL DEVICES, OPEN APPROACH	047Q0G6
PX_PAD	PAD (PX)	PX10	047Q0GZ	DILATION OF LEFT ANTERIOR TIBIAL ARTERY WITH FOUR OR MORE INTRALUMINAL DEVICES, OPEN APPROACH	047Q0GZ
PX_PAD	PAD (PX)	PX10	047Q0Z6	DILATION OF LEFT ANTERIOR TIBIAL ARTERY, BIFURCATION, OPEN APPROACH	047Q0Z6
PX_PAD	PAD (PX)	PX10	047Q0ZZ	DILATION OF LEFT ANTERIOR TIBIAL ARTERY, OPEN APPROACH	047Q0ZZ

Boehringer Ingelheim
Statistical and Epidemiological Analysis Plan (SEAP) for Non-Interventional Study
(NIS)
BI Study Number 1245-0228

Proprietary confidential information © 2023 Boehringer Ingelheim International GmbH or one or more of its affiliated companies

PX_PAD	PAD (PX)	PX10	047Q346	DILATION OF LEFT ANTERIOR TIBIAL ARTERY, BIFURCATION, WITH DRUG-ELUTING INTRALUMINAL DEVICE, PERCUTANEOUS APPROACH	047Q346
PX_PAD	PAD (PX)	PX10	047Q34Z	DILATION OF LEFT ANTERIOR TIBIAL ARTERY WITH DRUG-ELUTING INTRALUMINAL DEVICE, PERCUTANEOUS APPROACH	047Q34Z
PX_PAD	PAD (PX)	PX10	047Q356	DILATION OF LEFT ANTERIOR TIBIAL ARTERY, BIFURCATION, WITH TWO DRUG-ELUTING INTRALUMINAL DEVICES, PERCUTANEOUS APPROACH	047Q356
PX_PAD	PAD (PX)	PX10	047Q35Z	DILATION OF LEFT ANTERIOR TIBIAL ARTERY WITH TWO DRUG-ELUTING INTRALUMINAL DEVICES, PERCUTANEOUS APPROACH	047Q35Z
PX_PAD	PAD (PX)	PX10	047Q366	DILATION OF LEFT ANTERIOR TIBIAL ARTERY, BIFURCATION, WITH THREE DRUG-ELUTING INTRALUMINAL DEVICES, PERCUTANEOUS APPROACH	047Q366
PX_PAD	PAD (PX)	PX10	047Q36Z	DILATION OF LEFT ANTERIOR TIBIAL ARTERY WITH THREE DRUG-ELUTING INTRALUMINAL DEVICES, PERCUTANEOUS APPROACH	047Q36Z
PX_PAD	PAD (PX)	PX10	047Q376	DILATION OF LEFT ANTERIOR TIBIAL ARTERY, BIFURCATION, WITH FOUR OR MORE DRUG-ELUTING INTRALUMINAL DEVICES, PERCUTANEOUS APPROACH	047Q376
PX_PAD	PAD (PX)	PX10	047Q37Z	DILATION OF LEFT ANTERIOR TIBIAL ARTERY WITH FOUR OR MORE DRUG-ELUTING INTRALUMINAL DEVICES, PERCUTANEOUS APPROACH	047Q37Z
PX_PAD	PAD (PX)	PX10	047Q3D6	DILATION OF LEFT ANTERIOR TIBIAL ARTERY, BIFURCATION, WITH INTRALUMINAL DEVICE, PERCUTANEOUS APPROACH	047Q3D6
PX_PAD	PAD (PX)	PX10	047Q3DZ	DILATION OF LEFT ANTERIOR TIBIAL ARTERY WITH INTRALUMINAL DEVICE, PERCUTANEOUS APPROACH	047Q3DZ
PX_PAD	PAD (PX)	PX10	047Q3E6	DILATION OF LEFT ANTERIOR TIBIAL ARTERY, BIFURCATION, WITH TWO INTRALUMINAL DEVICES, PERCUTANEOUS APPROACH	047Q3E6
PX_PAD	PAD (PX)	PX10	047Q3EZ	DILATION OF LEFT ANTERIOR TIBIAL ARTERY WITH TWO INTRALUMINAL DEVICES, PERCUTANEOUS APPROACH	047Q3EZ
PX_PAD	PAD (PX)	PX10	047Q3F6	DILATION OF LEFT ANTERIOR TIBIAL ARTERY, BIFURCATION, WITH THREE INTRALUMINAL DEVICES, PERCUTANEOUS APPROACH	047Q3F6
PX_PAD	PAD (PX)	PX10	047Q3FZ	DILATION OF LEFT ANTERIOR TIBIAL ARTERY WITH THREE INTRALUMINAL DEVICES, PERCUTANEOUS APPROACH	047Q3FZ
PX_PAD	PAD (PX)	PX10	047Q3G6	DILATION OF LEFT ANTERIOR TIBIAL ARTERY, BIFURCATION, WITH FOUR OR MORE INTRALUMINAL DEVICES, PERCUTANEOUS APPROACH	047Q3G6
PX_PAD	PAD (PX)	PX10	047Q3GZ	DILATION OF LEFT ANTERIOR TIBIAL ARTERY WITH FOUR OR MORE INTRALUMINAL DEVICES, PERCUTANEOUS APPROACH	047Q3GZ
PX_PAD	PAD (PX)	PX10	047Q3Z6	DILATION OF LEFT ANTERIOR TIBIAL ARTERY, BIFURCATION, PERCUTANEOUS APPROACH	047Q3Z6
PX_PAD	PAD (PX)	PX10	047Q3ZZ	DILATION OF LEFT ANTERIOR TIBIAL ARTERY, PERCUTANEOUS APPROACH	047Q3ZZ
PX_PAD	PAD (PX)	PX10	047Q446	DILATION OF LEFT ANTERIOR TIBIAL ARTERY, BIFURCATION, WITH DRUG-ELUTING INTRALUMINAL DEVICE, PERCUTANEOUS ENDOSCOPIC APPROACH	047Q446

Boehringer Ingelheim
Statistical and Epidemiological Analysis Plan (SEAP) for Non-Interventional Study
(NIS)
BI Study Number 1245-0228

Proprietary confidential information © 2023 Boehringer Ingelheim International GmbH or one or more of its affiliated companies

PX_PAD	PAD (PX)	PX10	047Q44Z	DILATION OF LEFT ANTERIOR TIBIAL ARTERY WITH DRUG-ELUTING INTRALUMINAL DEVICE, PERCUTANEOUS ENDOSCOPIC APPROACH	047Q44Z
PX_PAD	PAD (PX)	PX10	047Q456	DILATION OF LEFT ANTERIOR TIBIAL ARTERY, BIFURCATION, WITH TWO DRUG-ELUTING INTRALUMINAL DEVICES, PERCUTANEOUS ENDOSCOPIC APPROACH	047Q456
PX_PAD	PAD (PX)	PX10	047Q45Z	DILATION OF LEFT ANTERIOR TIBIAL ARTERY WITH TWO DRUG-ELUTING INTRALUMINAL DEVICES, PERCUTANEOUS ENDOSCOPIC APPROACH	047Q45Z
PX_PAD	PAD (PX)	PX10	047Q466	DILATION OF LEFT ANTERIOR TIBIAL ARTERY, BIFURCATION, WITH THREE DRUG-ELUTING INTRALUMINAL DEVICES, PERCUTANEOUS ENDOSCOPIC APPROACH	047Q466
PX_PAD	PAD (PX)	PX10	047Q46Z	DILATION OF LEFT ANTERIOR TIBIAL ARTERY WITH THREE DRUG-ELUTING INTRALUMINAL DEVICES, PERCUTANEOUS ENDOSCOPIC APPROACH	047Q46Z
PX_PAD	PAD (PX)	PX10	047Q476	DILATION OF LEFT ANTERIOR TIBIAL ARTERY, BIFURCATION, WITH FOUR OR MORE DRUG-ELUTING INTRALUMINAL DEVICES, PERCUTANEOUS ENDOSCOPIC APPROACH	047Q476
PX_PAD	PAD (PX)	PX10	047Q47Z	DILATION OF LEFT ANTERIOR TIBIAL ARTERY WITH FOUR OR MORE DRUG-ELUTING INTRALUMINAL DEVICES, PERCUTANEOUS ENDOSCOPIC APPROACH	047Q47Z
PX_PAD	PAD (PX)	PX10	047Q4D6	DILATION OF LEFT ANTERIOR TIBIAL ARTERY, BIFURCATION, WITH INTRALUMINAL DEVICE, PERCUTANEOUS ENDOSCOPIC APPROACH	047Q4D6
PX_PAD	PAD (PX)	PX10	047Q4DZ	DILATION OF LEFT ANTERIOR TIBIAL ARTERY WITH INTRALUMINAL DEVICE, PERCUTANEOUS ENDOSCOPIC APPROACH	047Q4DZ
PX_PAD	PAD (PX)	PX10	047Q4E6	DILATION OF LEFT ANTERIOR TIBIAL ARTERY, BIFURCATION, WITH TWO INTRALUMINAL DEVICES, PERCUTANEOUS ENDOSCOPIC APPROACH	047Q4E6
PX_PAD	PAD (PX)	PX10	047Q4EZ	DILATION OF LEFT ANTERIOR TIBIAL ARTERY WITH TWO INTRALUMINAL DEVICES, PERCUTANEOUS ENDOSCOPIC APPROACH	047Q4EZ
PX_PAD	PAD (PX)	PX10	047Q4F6	DILATION OF LEFT ANTERIOR TIBIAL ARTERY, BIFURCATION, WITH THREE INTRALUMINAL DEVICES, PERCUTANEOUS ENDOSCOPIC APPROACH	047Q4F6
PX_PAD	PAD (PX)	PX10	047Q4FZ	DILATION OF LEFT ANTERIOR TIBIAL ARTERY WITH THREE INTRALUMINAL DEVICES, PERCUTANEOUS ENDOSCOPIC APPROACH	047Q4FZ
PX_PAD	PAD (PX)	PX10	047Q4G6	DILATION OF LEFT ANTERIOR TIBIAL ARTERY, BIFURCATION, WITH FOUR OR MORE INTRALUMINAL DEVICES, PERCUTANEOUS ENDOSCOPIC APPROACH	047Q4G6
PX_PAD	PAD (PX)	PX10	047Q4GZ	DILATION OF LEFT ANTERIOR TIBIAL ARTERY WITH FOUR OR MORE INTRALUMINAL DEVICES, PERCUTANEOUS ENDOSCOPIC APPROACH	047Q4GZ
PX_PAD	PAD (PX)	PX10	047Q4Z6	DILATION OF LEFT ANTERIOR TIBIAL ARTERY, BIFURCATION, PERCUTANEOUS ENDOSCOPIC APPROACH	047Q4Z6
PX_PAD	PAD (PX)	PX10	047Q4ZZ	DILATION OF LEFT ANTERIOR TIBIAL ARTERY, PERCUTANEOUS ENDOSCOPIC APPROACH	047Q4ZZ
PX_PAD	PAD (PX)	PX10	047R046	DILATION OF RIGHT POSTERIOR TIBIAL ARTERY, BIFURCATION, WITH DRUG-ELUTING INTRALUMINAL DEVICE, OPEN APPROACH	047R046

Boehringer Ingelheim
Statistical and Epidemiological Analysis Plan (SEAP) for Non-Interventional Study
(NIS)
BI Study Number 1245-0228

Proprietary confidential information © 2023 Boehringer Ingelheim International GmbH or one or more of its affiliated companies

PX_PAD	PAD (PX)	PX10	047R04Z	DILATION OF RIGHT POSTERIOR TIBIAL ARTERY WITH DRUG-ELUTING INTRALUMINAL DEVICE, OPEN APPROACH	047R04Z
PX_PAD	PAD (PX)	PX10	047R056	DILATION OF RIGHT POSTERIOR TIBIAL ARTERY, BIFURCATION, WITH TWO DRUG-ELUTING INTRALUMINAL DEVICES, OPEN APPROACH	047R056
PX_PAD	PAD (PX)	PX10	047R05Z	DILATION OF RIGHT POSTERIOR TIBIAL ARTERY WITH TWO DRUG-ELUTING INTRALUMINAL DEVICES, OPEN APPROACH	047R05Z
PX_PAD	PAD (PX)	PX10	047R066	DILATION OF RIGHT POSTERIOR TIBIAL ARTERY, BIFURCATION, WITH THREE DRUG-ELUTING INTRALUMINAL DEVICES, OPEN APPROACH	047R066
PX_PAD	PAD (PX)	PX10	047R06Z	DILATION OF RIGHT POSTERIOR TIBIAL ARTERY WITH THREE DRUG-ELUTING INTRALUMINAL DEVICES, OPEN APPROACH	047R06Z
PX_PAD	PAD (PX)	PX10	047R076	DILATION OF RIGHT POSTERIOR TIBIAL ARTERY, BIFURCATION, WITH FOUR OR MORE DRUG-ELUTING INTRALUMINAL DEVICES, OPEN APPROACH	047R076
PX_PAD	PAD (PX)	PX10	047R07Z	DILATION OF RIGHT POSTERIOR TIBIAL ARTERY WITH FOUR OR MORE DRUG-ELUTING INTRALUMINAL DEVICES, OPEN APPROACH	047R07Z
PX_PAD	PAD (PX)	PX10	047R0D6	DILATION OF RIGHT POSTERIOR TIBIAL ARTERY, BIFURCATION, WITH INTRALUMINAL DEVICE, OPEN APPROACH	047R0D6
PX_PAD	PAD (PX)	PX10	047R0DZ	DILATION OF RIGHT POSTERIOR TIBIAL ARTERY WITH INTRALUMINAL DEVICE, OPEN APPROACH	047R0DZ
PX_PAD	PAD (PX)	PX10	047R0E6	DILATION OF RIGHT POSTERIOR TIBIAL ARTERY, BIFURCATION, WITH TWO INTRALUMINAL DEVICES, OPEN APPROACH	047R0E6
PX_PAD	PAD (PX)	PX10	047R0EZ	DILATION OF RIGHT POSTERIOR TIBIAL ARTERY WITH TWO INTRALUMINAL DEVICES, OPEN APPROACH	047R0EZ
PX_PAD	PAD (PX)	PX10	047R0F6	DILATION OF RIGHT POSTERIOR TIBIAL ARTERY, BIFURCATION, WITH THREE INTRALUMINAL DEVICES, OPEN APPROACH	047R0F6
PX_PAD	PAD (PX)	PX10	047R0FZ	DILATION OF RIGHT POSTERIOR TIBIAL ARTERY WITH THREE INTRALUMINAL DEVICES, OPEN APPROACH	047R0FZ
PX_PAD	PAD (PX)	PX10	047R0G6	DILATION OF RIGHT POSTERIOR TIBIAL ARTERY, BIFURCATION, WITH FOUR OR MORE INTRALUMINAL DEVICES, OPEN APPROACH	047R0G6
PX_PAD	PAD (PX)	PX10	047R0GZ	DILATION OF RIGHT POSTERIOR TIBIAL ARTERY WITH FOUR OR MORE INTRALUMINAL DEVICES, OPEN APPROACH	047R0GZ
PX_PAD	PAD (PX)	PX10	047R0Z6	DILATION OF RIGHT POSTERIOR TIBIAL ARTERY, BIFURCATION, OPEN APPROACH	047R0Z6
PX_PAD	PAD (PX)	PX10	047R0ZZ	DILATION OF RIGHT POSTERIOR TIBIAL ARTERY, OPEN APPROACH	047R0ZZ
PX_PAD	PAD (PX)	PX10	047R346	DILATION OF RIGHT POSTERIOR TIBIAL ARTERY, BIFURCATION, WITH DRUG-ELUTING INTRALUMINAL DEVICE, PERCUTANEOUS APPROACH	047R346
PX_PAD	PAD (PX)	PX10	047R34Z	DILATION OF RIGHT POSTERIOR TIBIAL ARTERY WITH DRUG-ELUTING INTRALUMINAL DEVICE, PERCUTANEOUS APPROACH	047R34Z
PX_PAD	PAD (PX)	PX10	047R356	DILATION OF RIGHT POSTERIOR TIBIAL ARTERY, BIFURCATION, WITH TWO DRUG-ELUTING INTRALUMINAL DEVICES, PERCUTANEOUS APPROACH	047R356
PX_PAD	PAD (PX)	PX10	047R35Z	DILATION OF RIGHT POSTERIOR TIBIAL ARTERY WITH TWO DRUG-ELUTING INTRALUMINAL DEVICES, PERCUTANEOUS APPROACH	047R35Z

Boehringer Ingelheim
Statistical and Epidemiological Analysis Plan (SEAP) for Non-Interventional Study
(NIS)
BI Study Number 1245-0228

Proprietary confidential information © 2023 Boehringer Ingelheim International GmbH or one or more of its affiliated companies

PX_PAD	PAD (PX)	PX10	047R366	DILATION OF RIGHT POSTERIOR TIBIAL ARTERY, BIFURCATION, WITH THREE DRUG-ELUTING INTRALUMINAL DEVICES, PERCUTANEOUS APPROACH	047R366
PX_PAD	PAD (PX)	PX10	047R36Z	DILATION OF RIGHT POSTERIOR TIBIAL ARTERY WITH THREE DRUG-ELUTING INTRALUMINAL DEVICES, PERCUTANEOUS APPROACH	047R36Z
PX_PAD	PAD (PX)	PX10	047R376	DILATION OF RIGHT POSTERIOR TIBIAL ARTERY, BIFURCATION, WITH FOUR OR MORE DRUG-ELUTING INTRALUMINAL DEVICES, PERCUTANEOUS APPROACH	047R376
PX_PAD	PAD (PX)	PX10	047R37Z	DILATION OF RIGHT POSTERIOR TIBIAL ARTERY WITH FOUR OR MORE DRUG-ELUTING INTRALUMINAL DEVICES, PERCUTANEOUS APPROACH	047R37Z
PX_PAD	PAD (PX)	PX10	047R3D6	DILATION OF RIGHT POSTERIOR TIBIAL ARTERY, BIFURCATION, WITH INTRALUMINAL DEVICE, PERCUTANEOUS APPROACH	047R3D6
PX_PAD	PAD (PX)	PX10	047R3DZ	DILATION OF RIGHT POSTERIOR TIBIAL ARTERY WITH INTRALUMINAL DEVICE, PERCUTANEOUS APPROACH	047R3DZ
PX_PAD	PAD (PX)	PX10	047R3E6	DILATION OF RIGHT POSTERIOR TIBIAL ARTERY, BIFURCATION, WITH TWO INTRALUMINAL DEVICES, PERCUTANEOUS APPROACH	047R3E6
PX_PAD	PAD (PX)	PX10	047R3EZ	DILATION OF RIGHT POSTERIOR TIBIAL ARTERY WITH TWO INTRALUMINAL DEVICES, PERCUTANEOUS APPROACH	047R3EZ
PX_PAD	PAD (PX)	PX10	047R3F6	DILATION OF RIGHT POSTERIOR TIBIAL ARTERY, BIFURCATION, WITH THREE INTRALUMINAL DEVICES, PERCUTANEOUS APPROACH	047R3F6
PX_PAD	PAD (PX)	PX10	047R3FZ	DILATION OF RIGHT POSTERIOR TIBIAL ARTERY WITH THREE INTRALUMINAL DEVICES, PERCUTANEOUS APPROACH	047R3FZ
PX_PAD	PAD (PX)	PX10	047R3G6	DILATION OF RIGHT POSTERIOR TIBIAL ARTERY, BIFURCATION, WITH FOUR OR MORE INTRALUMINAL DEVICES, PERCUTANEOUS APPROACH	047R3G6
PX_PAD	PAD (PX)	PX10	047R3GZ	DILATION OF RIGHT POSTERIOR TIBIAL ARTERY WITH FOUR OR MORE INTRALUMINAL DEVICES, PERCUTANEOUS APPROACH	047R3GZ
PX_PAD	PAD (PX)	PX10	047R3Z6	DILATION OF RIGHT POSTERIOR TIBIAL ARTERY, BIFURCATION, PERCUTANEOUS APPROACH	047R3Z6
PX_PAD	PAD (PX)	PX10	047R3ZZ	DILATION OF RIGHT POSTERIOR TIBIAL ARTERY, PERCUTANEOUS APPROACH	047R3ZZ
PX_PAD	PAD (PX)	PX10	047R446	DILATION OF RIGHT POSTERIOR TIBIAL ARTERY, BIFURCATION, WITH DRUG-ELUTING INTRALUMINAL DEVICE, PERCUTANEOUS ENDOSCOPIC APPROACH	047R446
PX_PAD	PAD (PX)	PX10	047R44Z	DILATION OF RIGHT POSTERIOR TIBIAL ARTERY WITH DRUG-ELUTING INTRALUMINAL DEVICE, PERCUTANEOUS ENDOSCOPIC APPROACH	047R44Z
PX_PAD	PAD (PX)	PX10	047R456	DILATION OF RIGHT POSTERIOR TIBIAL ARTERY, BIFURCATION, WITH TWO DRUG-ELUTING INTRALUMINAL DEVICES, PERCUTANEOUS ENDOSCOPIC APPROACH	047R456
PX_PAD	PAD (PX)	PX10	047R45Z	DILATION OF RIGHT POSTERIOR TIBIAL ARTERY WITH TWO DRUG-ELUTING INTRALUMINAL DEVICES, PERCUTANEOUS ENDOSCOPIC APPROACH	047R45Z
PX_PAD	PAD (PX)	PX10	047R466	DILATION OF RIGHT POSTERIOR TIBIAL ARTERY, BIFURCATION, WITH THREE DRUG-ELUTING INTRALUMINAL DEVICES, PERCUTANEOUS ENDOSCOPIC APPROACH	047R466

Boehringer Ingelheim
Statistical and Epidemiological Analysis Plan (SEAP) for Non-Interventional Study
(NIS)
BI Study Number 1245-0228

Proprietary confidential information © 2023 Boehringer Ingelheim International GmbH or one or more of its affiliated companies

PX_PAD	PAD (PX)	PX10	047R46Z	DILATION OF RIGHT POSTERIOR TIBIAL ARTERY WITH THREE DRUG-ELUTING INTRALUMINAL DEVICES, PERCUTANEOUS ENDOSCOPIC APPROACH	047R46Z
PX_PAD	PAD (PX)	PX10	047R476	DILATION OF RIGHT POSTERIOR TIBIAL ARTERY, BIFURCATION, WITH FOUR OR MORE DRUG-ELUTING INTRALUMINAL DEVICES, PERCUTANEOUS ENDOSCOPIC APPROACH	047R476
PX_PAD	PAD (PX)	PX10	047R47Z	DILATION OF RIGHT POSTERIOR TIBIAL ARTERY WITH FOUR OR MORE DRUG-ELUTING INTRALUMINAL DEVICES, PERCUTANEOUS ENDOSCOPIC APPROACH	047R47Z
PX_PAD	PAD (PX)	PX10	047R4D6	DILATION OF RIGHT POSTERIOR TIBIAL ARTERY, BIFURCATION, WITH INTRALUMINAL DEVICE, PERCUTANEOUS ENDOSCOPIC APPROACH	047R4D6
PX_PAD	PAD (PX)	PX10	047R4DZ	DILATION OF RIGHT POSTERIOR TIBIAL ARTERY WITH INTRALUMINAL DEVICE, PERCUTANEOUS ENDOSCOPIC APPROACH	047R4DZ
PX_PAD	PAD (PX)	PX10	047R4E6	DILATION OF RIGHT POSTERIOR TIBIAL ARTERY, BIFURCATION, WITH TWO INTRALUMINAL DEVICES, PERCUTANEOUS ENDOSCOPIC APPROACH	047R4E6
PX_PAD	PAD (PX)	PX10	047R4EZ	DILATION OF RIGHT POSTERIOR TIBIAL ARTERY WITH TWO INTRALUMINAL DEVICES, PERCUTANEOUS ENDOSCOPIC APPROACH	047R4EZ
PX_PAD	PAD (PX)	PX10	047R4F6	DILATION OF RIGHT POSTERIOR TIBIAL ARTERY, BIFURCATION, WITH THREE INTRALUMINAL DEVICES, PERCUTANEOUS ENDOSCOPIC APPROACH	047R4F6
PX_PAD	PAD (PX)	PX10	047R4FZ	DILATION OF RIGHT POSTERIOR TIBIAL ARTERY WITH THREE INTRALUMINAL DEVICES, PERCUTANEOUS ENDOSCOPIC APPROACH	047R4FZ
PX_PAD	PAD (PX)	PX10	047R4G6	DILATION OF RIGHT POSTERIOR TIBIAL ARTERY, BIFURCATION, WITH FOUR OR MORE INTRALUMINAL DEVICES, PERCUTANEOUS ENDOSCOPIC APPROACH	047R4G6
PX_PAD	PAD (PX)	PX10	047R4GZ	DILATION OF RIGHT POSTERIOR TIBIAL ARTERY WITH FOUR OR MORE INTRALUMINAL DEVICES, PERCUTANEOUS ENDOSCOPIC APPROACH	047R4GZ
PX_PAD	PAD (PX)	PX10	047R4Z6	DILATION OF RIGHT POSTERIOR TIBIAL ARTERY, BIFURCATION, PERCUTANEOUS ENDOSCOPIC APPROACH	047R4Z6
PX_PAD	PAD (PX)	PX10	047R4ZZ	DILATION OF RIGHT POSTERIOR TIBIAL ARTERY, PERCUTANEOUS ENDOSCOPIC APPROACH	047R4ZZ
PX_PAD	PAD (PX)	PX10	047S046	DILATION OF LEFT POSTERIOR TIBIAL ARTERY, BIFURCATION, WITH DRUG-ELUTING INTRALUMINAL DEVICE, OPEN APPROACH	047S046
PX_PAD	PAD (PX)	PX10	047S04Z	DILATION OF LEFT POSTERIOR TIBIAL ARTERY WITH DRUG-ELUTING INTRALUMINAL DEVICE, OPEN APPROACH	047S04Z
PX_PAD	PAD (PX)	PX10	047S056	DILATION OF LEFT POSTERIOR TIBIAL ARTERY, BIFURCATION, WITH TWO DRUG-ELUTING INTRALUMINAL DEVICES, OPEN APPROACH	047S056
PX_PAD	PAD (PX)	PX10	047S05Z	DILATION OF LEFT POSTERIOR TIBIAL ARTERY WITH TWO DRUG-ELUTING INTRALUMINAL DEVICES, OPEN APPROACH	047S05Z
PX_PAD	PAD (PX)	PX10	047S066	DILATION OF LEFT POSTERIOR TIBIAL ARTERY, BIFURCATION, WITH THREE DRUG-ELUTING INTRALUMINAL DEVICES, OPEN APPROACH	047S066
PX_PAD	PAD (PX)	PX10	047S06Z	DILATION OF LEFT POSTERIOR TIBIAL ARTERY WITH THREE DRUG-ELUTING INTRALUMINAL DEVICES, OPEN APPROACH	047S06Z

Boehringer Ingelheim
Statistical and Epidemiological Analysis Plan (SEAP) for Non-Interventional Study
(NIS)
BI Study Number 1245-0228

Proprietary confidential information © 2023 Boehringer Ingelheim International GmbH or one or more of its affiliated companies

PX_PAD	PAD (PX)	PX10	047S076	DILATION OF LEFT POSTERIOR TIBIAL ARTERY, BIFURCATION, WITH FOUR OR MORE DRUG-ELUTING INTRALUMINAL DEVICES, OPEN APPROACH	047S076
PX_PAD	PAD (PX)	PX10	047S07Z	DILATION OF LEFT POSTERIOR TIBIAL ARTERY WITH FOUR OR MORE DRUG-ELUTING INTRALUMINAL DEVICES, OPEN APPROACH	047S07Z
PX_PAD	PAD (PX)	PX10	047S0D6	DILATION OF LEFT POSTERIOR TIBIAL ARTERY, BIFURCATION, WITH INTRALUMINAL DEVICE, OPEN APPROACH	047S0D6
PX_PAD	PAD (PX)	PX10	047S0DZ	DILATION OF LEFT POSTERIOR TIBIAL ARTERY WITH INTRALUMINAL DEVICE, OPEN APPROACH	047S0DZ
PX_PAD	PAD (PX)	PX10	047S0E6	DILATION OF LEFT POSTERIOR TIBIAL ARTERY, BIFURCATION, WITH TWO INTRALUMINAL DEVICES, OPEN APPROACH	047S0E6
PX_PAD	PAD (PX)	PX10	047S0EZ	DILATION OF LEFT POSTERIOR TIBIAL ARTERY WITH TWO INTRALUMINAL DEVICES, OPEN APPROACH	047S0EZ
PX_PAD	PAD (PX)	PX10	047S0F6	DILATION OF LEFT POSTERIOR TIBIAL ARTERY, BIFURCATION, WITH THREE INTRALUMINAL DEVICES, OPEN APPROACH	047S0F6
PX_PAD	PAD (PX)	PX10	047S0FZ	DILATION OF LEFT POSTERIOR TIBIAL ARTERY WITH THREE INTRALUMINAL DEVICES, OPEN APPROACH	047S0FZ
PX_PAD	PAD (PX)	PX10	047S0G6	DILATION OF LEFT POSTERIOR TIBIAL ARTERY, BIFURCATION, WITH FOUR OR MORE INTRALUMINAL DEVICES, OPEN APPROACH	047S0G6
PX_PAD	PAD (PX)	PX10	047S0GZ	DILATION OF LEFT POSTERIOR TIBIAL ARTERY WITH FOUR OR MORE INTRALUMINAL DEVICES, OPEN APPROACH	047S0GZ
PX_PAD	PAD (PX)	PX10	047S0Z6	DILATION OF LEFT POSTERIOR TIBIAL ARTERY, BIFURCATION, OPEN APPROACH	047S0Z6
PX_PAD	PAD (PX)	PX10	047S0ZZ	DILATION OF LEFT POSTERIOR TIBIAL ARTERY, OPEN APPROACH	047S0ZZ
PX_PAD	PAD (PX)	PX10	047S346	DILATION OF LEFT POSTERIOR TIBIAL ARTERY, BIFURCATION, WITH DRUG-ELUTING INTRALUMINAL DEVICE, PERCUTANEOUS APPROACH	047S346
PX_PAD	PAD (PX)	PX10	047S34Z	DILATION OF LEFT POSTERIOR TIBIAL ARTERY WITH DRUG-ELUTING INTRALUMINAL DEVICE, PERCUTANEOUS APPROACH	047S34Z
PX_PAD	PAD (PX)	PX10	047S356	DILATION OF LEFT POSTERIOR TIBIAL ARTERY, BIFURCATION, WITH TWO DRUG-ELUTING INTRALUMINAL DEVICES, PERCUTANEOUS APPROACH	047S356
PX_PAD	PAD (PX)	PX10	047S35Z	DILATION OF LEFT POSTERIOR TIBIAL ARTERY WITH TWO DRUG-ELUTING INTRALUMINAL DEVICES, PERCUTANEOUS APPROACH	047S35Z
PX_PAD	PAD (PX)	PX10	047S366	DILATION OF LEFT POSTERIOR TIBIAL ARTERY, BIFURCATION, WITH THREE DRUG-ELUTING INTRALUMINAL DEVICES, PERCUTANEOUS APPROACH	047S366
PX_PAD	PAD (PX)	PX10	047S36Z	DILATION OF LEFT POSTERIOR TIBIAL ARTERY WITH THREE DRUG-ELUTING INTRALUMINAL DEVICES, PERCUTANEOUS APPROACH	047S36Z
PX_PAD	PAD (PX)	PX10	047S376	DILATION OF LEFT POSTERIOR TIBIAL ARTERY, BIFURCATION, WITH FOUR OR MORE DRUG-ELUTING INTRALUMINAL DEVICES, PERCUTANEOUS APPROACH	047S376
PX_PAD	PAD (PX)	PX10	047S37Z	DILATION OF LEFT POSTERIOR TIBIAL ARTERY WITH FOUR OR MORE DRUG-ELUTING INTRALUMINAL DEVICES, PERCUTANEOUS APPROACH	047S37Z

Boehringer Ingelheim
Statistical and Epidemiological Analysis Plan (SEAP) for Non-Interventional Study
(NIS)
BI Study Number 1245-0228

Proprietary confidential information © 2023 Boehringer Ingelheim International GmbH or one or more of its affiliated companies

PX_PAD	PAD (PX)	PX10	047S3D6	DILATION OF LEFT POSTERIOR TIBIAL ARTERY, BIFURCATION, WITH INTRALUMINAL DEVICE, PERCUTANEOUS APPROACH	047S3D6
PX_PAD	PAD (PX)	PX10	047S3DZ	DILATION OF LEFT POSTERIOR TIBIAL ARTERY WITH INTRALUMINAL DEVICE, PERCUTANEOUS APPROACH	047S3DZ
PX_PAD	PAD (PX)	PX10	047S3E6	DILATION OF LEFT POSTERIOR TIBIAL ARTERY, BIFURCATION, WITH TWO INTRALUMINAL DEVICES, PERCUTANEOUS APPROACH	047S3E6
PX_PAD	PAD (PX)	PX10	047S3EZ	DILATION OF LEFT POSTERIOR TIBIAL ARTERY WITH TWO INTRALUMINAL DEVICES, PERCUTANEOUS APPROACH	047S3EZ
PX_PAD	PAD (PX)	PX10	047S3F6	DILATION OF LEFT POSTERIOR TIBIAL ARTERY, BIFURCATION, WITH THREE INTRALUMINAL DEVICES, PERCUTANEOUS APPROACH	047S3F6
PX_PAD	PAD (PX)	PX10	047S3FZ	DILATION OF LEFT POSTERIOR TIBIAL ARTERY WITH THREE INTRALUMINAL DEVICES, PERCUTANEOUS APPROACH	047S3FZ
PX_PAD	PAD (PX)	PX10	047S3G6	DILATION OF LEFT POSTERIOR TIBIAL ARTERY, BIFURCATION, WITH FOUR OR MORE INTRALUMINAL DEVICES, PERCUTANEOUS APPROACH	047S3G6
PX_PAD	PAD (PX)	PX10	047S3GZ	DILATION OF LEFT POSTERIOR TIBIAL ARTERY WITH FOUR OR MORE INTRALUMINAL DEVICES, PERCUTANEOUS APPROACH	047S3GZ
PX_PAD	PAD (PX)	PX10	047S3Z6	DILATION OF LEFT POSTERIOR TIBIAL ARTERY, BIFURCATION, PERCUTANEOUS APPROACH	047S3Z6
PX_PAD	PAD (PX)	PX10	047S3ZZ	DILATION OF LEFT POSTERIOR TIBIAL ARTERY, PERCUTANEOUS APPROACH	047S3ZZ
PX_PAD	PAD (PX)	PX10	047S446	DILATION OF LEFT POSTERIOR TIBIAL ARTERY, BIFURCATION, WITH DRUG-ELUTING INTRALUMINAL DEVICE, PERCUTANEOUS ENDOSCOPIC APPROACH	047S446
PX_PAD	PAD (PX)	PX10	047S44Z	DILATION OF LEFT POSTERIOR TIBIAL ARTERY WITH DRUG-ELUTING INTRALUMINAL DEVICE, PERCUTANEOUS ENDOSCOPIC APPROACH	047S44Z
PX_PAD	PAD (PX)	PX10	047S456	DILATION OF LEFT POSTERIOR TIBIAL ARTERY, BIFURCATION, WITH TWO DRUG-ELUTING INTRALUMINAL DEVICES, PERCUTANEOUS ENDOSCOPIC APPROACH	047S456
PX_PAD	PAD (PX)	PX10	047S45Z	DILATION OF LEFT POSTERIOR TIBIAL ARTERY WITH TWO DRUG-ELUTING INTRALUMINAL DEVICES, PERCUTANEOUS ENDOSCOPIC APPROACH	047S45Z
PX_PAD	PAD (PX)	PX10	047S466	DILATION OF LEFT POSTERIOR TIBIAL ARTERY, BIFURCATION, WITH THREE DRUG-ELUTING INTRALUMINAL DEVICES, PERCUTANEOUS ENDOSCOPIC APPROACH	047S466
PX_PAD	PAD (PX)	PX10	047S46Z	DILATION OF LEFT POSTERIOR TIBIAL ARTERY WITH THREE DRUG-ELUTING INTRALUMINAL DEVICES, PERCUTANEOUS ENDOSCOPIC APPROACH	047S46Z
PX_PAD	PAD (PX)	PX10	047S476	DILATION OF LEFT POSTERIOR TIBIAL ARTERY, BIFURCATION, WITH FOUR OR MORE DRUG-ELUTING INTRALUMINAL DEVICES, PERCUTANEOUS ENDOSCOPIC APPROACH	047S476
PX_PAD	PAD (PX)	PX10	047S47Z	DILATION OF LEFT POSTERIOR TIBIAL ARTERY WITH FOUR OR MORE DRUG-ELUTING INTRALUMINAL DEVICES, PERCUTANEOUS ENDOSCOPIC APPROACH	047S47Z
PX_PAD	PAD (PX)	PX10	047S4D6	DILATION OF LEFT POSTERIOR TIBIAL ARTERY, BIFURCATION, WITH INTRALUMINAL DEVICE, PERCUTANEOUS ENDOSCOPIC APPROACH	047S4D6

Boehringer Ingelheim
Statistical and Epidemiological Analysis Plan (SEAP) for Non-Interventional Study
(NIS)
BI Study Number 1245-0228

Proprietary confidential information © 2023 Boehringer Ingelheim International GmbH or one or more of its affiliated companies

PX_PAD	PAD (PX)	PX10	047S4DZ	DILATION OF LEFT POSTERIOR TIBIAL ARTERY WITH INTRALUMINAL DEVICE, PERCUTANEOUS ENDOSCOPIC APPROACH	047S4DZ
PX_PAD	PAD (PX)	PX10	047S4E6	DILATION OF LEFT POSTERIOR TIBIAL ARTERY, BIFURCATION, WITH TWO INTRALUMINAL DEVICES, PERCUTANEOUS ENDOSCOPIC APPROACH	047S4E6
PX_PAD	PAD (PX)	PX10	047S4EZ	DILATION OF LEFT POSTERIOR TIBIAL ARTERY WITH TWO INTRALUMINAL DEVICES, PERCUTANEOUS ENDOSCOPIC APPROACH	047S4EZ
PX_PAD	PAD (PX)	PX10	047S4F6	DILATION OF LEFT POSTERIOR TIBIAL ARTERY, BIFURCATION, WITH THREE INTRALUMINAL DEVICES, PERCUTANEOUS ENDOSCOPIC APPROACH	047S4F6
PX_PAD	PAD (PX)	PX10	047S4FZ	DILATION OF LEFT POSTERIOR TIBIAL ARTERY WITH THREE INTRALUMINAL DEVICES, PERCUTANEOUS ENDOSCOPIC APPROACH	047S4FZ
PX_PAD	PAD (PX)	PX10	047S4G6	DILATION OF LEFT POSTERIOR TIBIAL ARTERY, BIFURCATION, WITH FOUR OR MORE INTRALUMINAL DEVICES, PERCUTANEOUS ENDOSCOPIC APPROACH	047S4G6
PX_PAD	PAD (PX)	PX10	047S4GZ	DILATION OF LEFT POSTERIOR TIBIAL ARTERY WITH FOUR OR MORE INTRALUMINAL DEVICES, PERCUTANEOUS ENDOSCOPIC APPROACH	047S4GZ
PX_PAD	PAD (PX)	PX10	047S4Z6	DILATION OF LEFT POSTERIOR TIBIAL ARTERY, BIFURCATION, PERCUTANEOUS ENDOSCOPIC APPROACH	047S4Z6
PX_PAD	PAD (PX)	PX10	047S4ZZ	DILATION OF LEFT POSTERIOR TIBIAL ARTERY, PERCUTANEOUS ENDOSCOPIC APPROACH	047S4ZZ
PX_PAD	PAD (PX)	PX10	047T046	DILATION OF RIGHT PERONEAL ARTERY, BIFURCATION, WITH DRUG-ELUTING INTRALUMINAL DEVICE, OPEN APPROACH	047T046
PX_PAD	PAD (PX)	PX10	047T04Z	DILATION OF RIGHT PERONEAL ARTERY WITH DRUG-ELUTING INTRALUMINAL DEVICE, OPEN APPROACH	047T04Z
PX_PAD	PAD (PX)	PX10	047T056	DILATION OF RIGHT PERONEAL ARTERY, BIFURCATION, WITH TWO DRUG-ELUTING INTRALUMINAL DEVICES, OPEN APPROACH	047T056
PX_PAD	PAD (PX)	PX10	047T05Z	DILATION OF RIGHT PERONEAL ARTERY WITH TWO DRUG-ELUTING INTRALUMINAL DEVICES, OPEN APPROACH	047T05Z
PX_PAD	PAD (PX)	PX10	047T066	DILATION OF RIGHT PERONEAL ARTERY, BIFURCATION, WITH THREE DRUG-ELUTING INTRALUMINAL DEVICES, OPEN APPROACH	047T066
PX_PAD	PAD (PX)	PX10	047T06Z	DILATION OF RIGHT PERONEAL ARTERY WITH THREE DRUG-ELUTING INTRALUMINAL DEVICES, OPEN APPROACH	047T06Z
PX_PAD	PAD (PX)	PX10	047T076	DILATION OF RIGHT PERONEAL ARTERY, BIFURCATION, WITH FOUR OR MORE DRUG-ELUTING INTRALUMINAL DEVICES, OPEN APPROACH	047T076
PX_PAD	PAD (PX)	PX10	047T07Z	DILATION OF RIGHT PERONEAL ARTERY WITH FOUR OR MORE DRUG-ELUTING INTRALUMINAL DEVICES, OPEN APPROACH	047T07Z
PX_PAD	PAD (PX)	PX10	047T0D6	DILATION OF RIGHT PERONEAL ARTERY, BIFURCATION, WITH INTRALUMINAL DEVICE, OPEN APPROACH	047T0D6
PX_PAD	PAD (PX)	PX10	047T0DZ	DILATION OF RIGHT PERONEAL ARTERY WITH INTRALUMINAL DEVICE, OPEN APPROACH	047T0DZ
PX_PAD	PAD (PX)	PX10	047T0E6	DILATION OF RIGHT PERONEAL ARTERY, BIFURCATION, WITH TWO INTRALUMINAL DEVICES, OPEN APPROACH	047T0E6
PX_PAD	PAD (PX)	PX10	047T0EZ	DILATION OF RIGHT PERONEAL ARTERY WITH TWO INTRALUMINAL DEVICES, OPEN APPROACH	047T0EZ

Boehringer Ingelheim
Statistical and Epidemiological Analysis Plan (SEAP) for Non-Interventional Study
(NIS)
BI Study Number 1245-0228

Proprietary confidential information © 2023 Boehringer Ingelheim International GmbH or one or more of its affiliated companies

PX_PAD	PAD (PX)	PX10	047T0F6	DILATION OF RIGHT PERONEAL ARTERY, BIFURCATION, WITH THREE INTRALUMINAL DEVICES, OPEN APPROACH	047T0F6
PX_PAD	PAD (PX)	PX10	047T0FZ	DILATION OF RIGHT PERONEAL ARTERY WITH THREE INTRALUMINAL DEVICES, OPEN APPROACH	047T0FZ
PX_PAD	PAD (PX)	PX10	047T0G6	DILATION OF RIGHT PERONEAL ARTERY, BIFURCATION, WITH FOUR OR MORE INTRALUMINAL DEVICES, OPEN APPROACH	047T0G6
PX_PAD	PAD (PX)	PX10	047T0GZ	DILATION OF RIGHT PERONEAL ARTERY WITH FOUR OR MORE INTRALUMINAL DEVICES, OPEN APPROACH	047T0GZ
PX_PAD	PAD (PX)	PX10	047T0Z6	DILATION OF RIGHT PERONEAL ARTERY, BIFURCATION, OPEN APPROACH	047T0Z6
PX_PAD	PAD (PX)	PX10	047T0ZZ	DILATION OF RIGHT PERONEAL ARTERY, OPEN APPROACH	047T0ZZ
PX_PAD	PAD (PX)	PX10	047T346	DILATION OF RIGHT PERONEAL ARTERY, BIFURCATION, WITH DRUG-ELUTING INTRALUMINAL DEVICE, PERCUTANEOUS APPROACH	047T346
PX_PAD	PAD (PX)	PX10	047T34Z	DILATION OF RIGHT PERONEAL ARTERY WITH DRUG-ELUTING INTRALUMINAL DEVICE, PERCUTANEOUS APPROACH	047T34Z
PX_PAD	PAD (PX)	PX10	047T356	DILATION OF RIGHT PERONEAL ARTERY, BIFURCATION, WITH TWO DRUG-ELUTING INTRALUMINAL DEVICES, PERCUTANEOUS APPROACH	047T356
PX_PAD	PAD (PX)	PX10	047T35Z	DILATION OF RIGHT PERONEAL ARTERY WITH TWO DRUG-ELUTING INTRALUMINAL DEVICES, PERCUTANEOUS APPROACH	047T35Z
PX_PAD	PAD (PX)	PX10	047T366	DILATION OF RIGHT PERONEAL ARTERY, BIFURCATION, WITH THREE DRUG-ELUTING INTRALUMINAL DEVICES, PERCUTANEOUS APPROACH	047T366
PX_PAD	PAD (PX)	PX10	047T36Z	DILATION OF RIGHT PERONEAL ARTERY WITH THREE DRUG-ELUTING INTRALUMINAL DEVICES, PERCUTANEOUS APPROACH	047T36Z
PX_PAD	PAD (PX)	PX10	047T376	DILATION OF RIGHT PERONEAL ARTERY, BIFURCATION, WITH FOUR OR MORE DRUG-ELUTING INTRALUMINAL DEVICES, PERCUTANEOUS APPROACH	047T376
PX_PAD	PAD (PX)	PX10	047T37Z	DILATION OF RIGHT PERONEAL ARTERY WITH FOUR OR MORE DRUG-ELUTING INTRALUMINAL DEVICES, PERCUTANEOUS APPROACH	047T37Z
PX_PAD	PAD (PX)	PX10	047T3D6	DILATION OF RIGHT PERONEAL ARTERY, BIFURCATION, WITH INTRALUMINAL DEVICE, PERCUTANEOUS APPROACH	047T3D6
PX_PAD	PAD (PX)	PX10	047T3DZ	DILATION OF RIGHT PERONEAL ARTERY WITH INTRALUMINAL DEVICE, PERCUTANEOUS APPROACH	047T3DZ
PX_PAD	PAD (PX)	PX10	047T3E6	DILATION OF RIGHT PERONEAL ARTERY, BIFURCATION, WITH TWO INTRALUMINAL DEVICES, PERCUTANEOUS APPROACH	047T3E6
PX_PAD	PAD (PX)	PX10	047T3EZ	DILATION OF RIGHT PERONEAL ARTERY WITH TWO INTRALUMINAL DEVICES, PERCUTANEOUS APPROACH	047T3EZ
PX_PAD	PAD (PX)	PX10	047T3F6	DILATION OF RIGHT PERONEAL ARTERY, BIFURCATION, WITH THREE INTRALUMINAL DEVICES, PERCUTANEOUS APPROACH	047T3F6
PX_PAD	PAD (PX)	PX10	047T3FZ	DILATION OF RIGHT PERONEAL ARTERY WITH THREE INTRALUMINAL DEVICES, PERCUTANEOUS APPROACH	047T3FZ

Boehringer Ingelheim
Statistical and Epidemiological Analysis Plan (SEAP) for Non-Interventional Study
(NIS)
BI Study Number 1245-0228

Proprietary confidential information © 2023 Boehringer Ingelheim International GmbH or one or more of its affiliated companies

PX_PAD	PAD (PX)	PX10	047T3G6	DILATION OF RIGHT PERONEAL ARTERY, BIFURCATION, WITH FOUR OR MORE INTRALUMINAL DEVICES, PERCUTANEOUS APPROACH	047T3G6
PX_PAD	PAD (PX)	PX10	047T3GZ	DILATION OF RIGHT PERONEAL ARTERY WITH FOUR OR MORE INTRALUMINAL DEVICES, PERCUTANEOUS APPROACH	047T3GZ
PX_PAD	PAD (PX)	PX10	047T3Z6	DILATION OF RIGHT PERONEAL ARTERY, BIFURCATION, PERCUTANEOUS APPROACH	047T3Z6
PX_PAD	PAD (PX)	PX10	047T3ZZ	DILATION OF RIGHT PERONEAL ARTERY, PERCUTANEOUS APPROACH	047T3ZZ
PX_PAD	PAD (PX)	PX10	047T446	DILATION OF RIGHT PERONEAL ARTERY, BIFURCATION, WITH DRUG-ELUTING INTRALUMINAL DEVICE, PERCUTANEOUS ENDOSCOPIC APPROACH	047T446
PX_PAD	PAD (PX)	PX10	047T44Z	DILATION OF RIGHT PERONEAL ARTERY WITH DRUG-ELUTING INTRALUMINAL DEVICE, PERCUTANEOUS ENDOSCOPIC APPROACH	047T44Z
PX_PAD	PAD (PX)	PX10	047T456	DILATION OF RIGHT PERONEAL ARTERY, BIFURCATION, WITH TWO DRUG-ELUTING INTRALUMINAL DEVICES, PERCUTANEOUS ENDOSCOPIC APPROACH	047T456
PX_PAD	PAD (PX)	PX10	047T45Z	DILATION OF RIGHT PERONEAL ARTERY WITH TWO DRUG-ELUTING INTRALUMINAL DEVICES, PERCUTANEOUS ENDOSCOPIC APPROACH	047T45Z
PX_PAD	PAD (PX)	PX10	047T466	DILATION OF RIGHT PERONEAL ARTERY, BIFURCATION, WITH THREE DRUG-ELUTING INTRALUMINAL DEVICES, PERCUTANEOUS ENDOSCOPIC APPROACH	047T466
PX_PAD	PAD (PX)	PX10	047T46Z	DILATION OF RIGHT PERONEAL ARTERY WITH THREE DRUG-ELUTING INTRALUMINAL DEVICES, PERCUTANEOUS ENDOSCOPIC APPROACH	047T46Z
PX_PAD	PAD (PX)	PX10	047T476	DILATION OF RIGHT PERONEAL ARTERY, BIFURCATION, WITH FOUR OR MORE DRUG-ELUTING INTRALUMINAL DEVICES, PERCUTANEOUS ENDOSCOPIC APPROACH	047T476
PX_PAD	PAD (PX)	PX10	047T47Z	DILATION OF RIGHT PERONEAL ARTERY WITH FOUR OR MORE DRUG-ELUTING INTRALUMINAL DEVICES, PERCUTANEOUS ENDOSCOPIC APPROACH	047T47Z
PX_PAD	PAD (PX)	PX10	047T4D6	DILATION OF RIGHT PERONEAL ARTERY, BIFURCATION, WITH INTRALUMINAL DEVICE, PERCUTANEOUS ENDOSCOPIC APPROACH	047T4D6
PX_PAD	PAD (PX)	PX10	047T4DZ	DILATION OF RIGHT PERONEAL ARTERY WITH INTRALUMINAL DEVICE, PERCUTANEOUS ENDOSCOPIC APPROACH	047T4DZ
PX_PAD	PAD (PX)	PX10	047T4E6	DILATION OF RIGHT PERONEAL ARTERY, BIFURCATION, WITH TWO INTRALUMINAL DEVICES, PERCUTANEOUS ENDOSCOPIC APPROACH	047T4E6
PX_PAD	PAD (PX)	PX10	047T4EZ	DILATION OF RIGHT PERONEAL ARTERY WITH TWO INTRALUMINAL DEVICES, PERCUTANEOUS ENDOSCOPIC APPROACH	047T4EZ
PX_PAD	PAD (PX)	PX10	047T4F6	DILATION OF RIGHT PERONEAL ARTERY, BIFURCATION, WITH THREE INTRALUMINAL DEVICES, PERCUTANEOUS ENDOSCOPIC APPROACH	047T4F6
PX_PAD	PAD (PX)	PX10	047T4FZ	DILATION OF RIGHT PERONEAL ARTERY WITH THREE INTRALUMINAL DEVICES, PERCUTANEOUS ENDOSCOPIC APPROACH	047T4FZ
PX_PAD	PAD (PX)	PX10	047T4G6	DILATION OF RIGHT PERONEAL ARTERY, BIFURCATION, WITH FOUR OR MORE INTRALUMINAL DEVICES, PERCUTANEOUS ENDOSCOPIC APPROACH	047T4G6

Boehringer Ingelheim
Statistical and Epidemiological Analysis Plan (SEAP) for Non-Interventional Study
(NIS)
BI Study Number 1245-0228

Proprietary confidential information © 2023 Boehringer Ingelheim International GmbH or one or more of its affiliated companies

PX_PAD	PAD (PX)	PX10	047T4GZ	DILATION OF RIGHT PERONEAL ARTERY WITH FOUR OR MORE INTRALUMINAL DEVICES, PERCUTANEOUS ENDOSCOPIC APPROACH	047T4GZ
PX_PAD	PAD (PX)	PX10	047T4Z6	DILATION OF RIGHT PERONEAL ARTERY, BIFURCATION, PERCUTANEOUS ENDOSCOPIC APPROACH	047T4Z6
PX_PAD	PAD (PX)	PX10	047T4ZZ	DILATION OF RIGHT PERONEAL ARTERY, PERCUTANEOUS ENDOSCOPIC APPROACH	047T4ZZ
PX_PAD	PAD (PX)	PX10	047U046	DILATION OF LEFT PERONEAL ARTERY, BIFURCATION, WITH DRUG-ELUTING INTRALUMINAL DEVICE, OPEN APPROACH	047U046
PX_PAD	PAD (PX)	PX10	047U04Z	DILATION OF LEFT PERONEAL ARTERY WITH DRUG-ELUTING INTRALUMINAL DEVICE, OPEN APPROACH	047U04Z
PX_PAD	PAD (PX)	PX10	047U056	DILATION OF LEFT PERONEAL ARTERY, BIFURCATION, WITH TWO DRUG-ELUTING INTRALUMINAL DEVICES, OPEN APPROACH	047U056
PX_PAD	PAD (PX)	PX10	047U05Z	DILATION OF LEFT PERONEAL ARTERY WITH TWO DRUG-ELUTING INTRALUMINAL DEVICES, OPEN APPROACH	047U05Z
PX_PAD	PAD (PX)	PX10	047U066	DILATION OF LEFT PERONEAL ARTERY, BIFURCATION, WITH THREE DRUG-ELUTING INTRALUMINAL DEVICES, OPEN APPROACH	047U066
PX_PAD	PAD (PX)	PX10	047U06Z	DILATION OF LEFT PERONEAL ARTERY WITH THREE DRUG-ELUTING INTRALUMINAL DEVICES, OPEN APPROACH	047U06Z
PX_PAD	PAD (PX)	PX10	047U076	DILATION OF LEFT PERONEAL ARTERY, BIFURCATION, WITH FOUR OR MORE DRUG-ELUTING INTRALUMINAL DEVICES, OPEN APPROACH	047U076
PX_PAD	PAD (PX)	PX10	047U07Z	DILATION OF LEFT PERONEAL ARTERY WITH FOUR OR MORE DRUG-ELUTING INTRALUMINAL DEVICES, OPEN APPROACH	047U07Z
PX_PAD	PAD (PX)	PX10	047U0D6	DILATION OF LEFT PERONEAL ARTERY, BIFURCATION, WITH INTRALUMINAL DEVICE, OPEN APPROACH	047U0D6
PX_PAD	PAD (PX)	PX10	047U0DZ	DILATION OF LEFT PERONEAL ARTERY WITH INTRALUMINAL DEVICE, OPEN APPROACH	047U0DZ
PX_PAD	PAD (PX)	PX10	047U0E6	DILATION OF LEFT PERONEAL ARTERY, BIFURCATION, WITH TWO INTRALUMINAL DEVICES, OPEN APPROACH	047U0E6
PX_PAD	PAD (PX)	PX10	047U0EZ	DILATION OF LEFT PERONEAL ARTERY WITH TWO INTRALUMINAL DEVICES, OPEN APPROACH	047U0EZ
PX_PAD	PAD (PX)	PX10	047U0F6	DILATION OF LEFT PERONEAL ARTERY, BIFURCATION, WITH THREE INTRALUMINAL DEVICES, OPEN APPROACH	047U0F6
PX_PAD	PAD (PX)	PX10	047U0FZ	DILATION OF LEFT PERONEAL ARTERY WITH THREE INTRALUMINAL DEVICES, OPEN APPROACH	047U0FZ
PX_PAD	PAD (PX)	PX10	047U0G6	DILATION OF LEFT PERONEAL ARTERY, BIFURCATION, WITH FOUR OR MORE INTRALUMINAL DEVICES, OPEN APPROACH	047U0G6
PX_PAD	PAD (PX)	PX10	047U0GZ	DILATION OF LEFT PERONEAL ARTERY WITH FOUR OR MORE INTRALUMINAL DEVICES, OPEN APPROACH	047U0GZ
PX_PAD	PAD (PX)	PX10	047U0Z6	DILATION OF LEFT PERONEAL ARTERY, BIFURCATION, OPEN APPROACH	047U0Z6
PX_PAD	PAD (PX)	PX10	047U0ZZ	DILATION OF LEFT PERONEAL ARTERY, OPEN APPROACH	047U0ZZ
PX_PAD	PAD (PX)	PX10	047U346	DILATION OF LEFT PERONEAL ARTERY, BIFURCATION, WITH DRUG-ELUTING INTRALUMINAL DEVICE, PERCUTANEOUS APPROACH	047U346

Boehringer Ingelheim
Statistical and Epidemiological Analysis Plan (SEAP) for Non-Interventional Study
(NIS)
BI Study Number 1245-0228

Proprietary confidential information © 2023 Boehringer Ingelheim International GmbH or one or more of its affiliated companies

PX_PAD	PAD (PX)	PX10	047U34Z	DILATION OF LEFT PERONEAL ARTERY WITH DRUG-ELUTING INTRALUMINAL DEVICE, PERCUTANEOUS APPROACH	047U34Z
PX_PAD	PAD (PX)	PX10	047U356	DILATION OF LEFT PERONEAL ARTERY, BIFURCATION, WITH TWO DRUG-ELUTING INTRALUMINAL DEVICES, PERCUTANEOUS APPROACH	047U356
PX_PAD	PAD (PX)	PX10	047U35Z	DILATION OF LEFT PERONEAL ARTERY WITH TWO DRUG-ELUTING INTRALUMINAL DEVICES, PERCUTANEOUS APPROACH	047U35Z
PX_PAD	PAD (PX)	PX10	047U366	DILATION OF LEFT PERONEAL ARTERY, BIFURCATION, WITH THREE DRUG-ELUTING INTRALUMINAL DEVICES, PERCUTANEOUS APPROACH	047U366
PX_PAD	PAD (PX)	PX10	047U36Z	DILATION OF LEFT PERONEAL ARTERY WITH THREE DRUG-ELUTING INTRALUMINAL DEVICES, PERCUTANEOUS APPROACH	047U36Z
PX_PAD	PAD (PX)	PX10	047U376	DILATION OF LEFT PERONEAL ARTERY, BIFURCATION, WITH FOUR OR MORE DRUG-ELUTING INTRALUMINAL DEVICES, PERCUTANEOUS APPROACH	047U376
PX_PAD	PAD (PX)	PX10	047U37Z	DILATION OF LEFT PERONEAL ARTERY WITH FOUR OR MORE DRUG-ELUTING INTRALUMINAL DEVICES, PERCUTANEOUS APPROACH	047U37Z
PX_PAD	PAD (PX)	PX10	047U3D6	DILATION OF LEFT PERONEAL ARTERY, BIFURCATION, WITH INTRALUMINAL DEVICE, PERCUTANEOUS APPROACH	047U3D6
PX_PAD	PAD (PX)	PX10	047U3DZ	DILATION OF LEFT PERONEAL ARTERY WITH INTRALUMINAL DEVICE, PERCUTANEOUS APPROACH	047U3DZ
PX_PAD	PAD (PX)	PX10	047U3E6	DILATION OF LEFT PERONEAL ARTERY, BIFURCATION, WITH TWO INTRALUMINAL DEVICES, PERCUTANEOUS APPROACH	047U3E6
PX_PAD	PAD (PX)	PX10	047U3EZ	DILATION OF LEFT PERONEAL ARTERY WITH TWO INTRALUMINAL DEVICES, PERCUTANEOUS APPROACH	047U3EZ
PX_PAD	PAD (PX)	PX10	047U3F6	DILATION OF LEFT PERONEAL ARTERY, BIFURCATION, WITH THREE INTRALUMINAL DEVICES, PERCUTANEOUS APPROACH	047U3F6
PX_PAD	PAD (PX)	PX10	047U3FZ	DILATION OF LEFT PERONEAL ARTERY WITH THREE INTRALUMINAL DEVICES, PERCUTANEOUS APPROACH	047U3FZ
PX_PAD	PAD (PX)	PX10	047U3G6	DILATION OF LEFT PERONEAL ARTERY, BIFURCATION, WITH FOUR OR MORE INTRALUMINAL DEVICES, PERCUTANEOUS APPROACH	047U3G6
PX_PAD	PAD (PX)	PX10	047U3GZ	DILATION OF LEFT PERONEAL ARTERY WITH FOUR OR MORE INTRALUMINAL DEVICES, PERCUTANEOUS APPROACH	047U3GZ
PX_PAD	PAD (PX)	PX10	047U3Z6	DILATION OF LEFT PERONEAL ARTERY, BIFURCATION, PERCUTANEOUS APPROACH	047U3Z6
PX_PAD	PAD (PX)	PX10	047U3ZZ	DILATION OF LEFT PERONEAL ARTERY, PERCUTANEOUS APPROACH	047U3ZZ
PX_PAD	PAD (PX)	PX10	047U446	DILATION OF LEFT PERONEAL ARTERY, BIFURCATION, WITH DRUG-ELUTING INTRALUMINAL DEVICE, PERCUTANEOUS ENDOSCOPIC APPROACH	047U446
PX_PAD	PAD (PX)	PX10	047U44Z	DILATION OF LEFT PERONEAL ARTERY WITH DRUG-ELUTING INTRALUMINAL DEVICE, PERCUTANEOUS ENDOSCOPIC APPROACH	047U44Z
PX_PAD	PAD (PX)	PX10	047U456	DILATION OF LEFT PERONEAL ARTERY, BIFURCATION, WITH TWO DRUG-ELUTING INTRALUMINAL DEVICES, PERCUTANEOUS ENDOSCOPIC APPROACH	047U456

Boehringer Ingelheim
Statistical and Epidemiological Analysis Plan (SEAP) for Non-Interventional Study
(NIS)
BI Study Number 1245-0228

Proprietary confidential information © 2023 Boehringer Ingelheim International GmbH or one or more of its affiliated companies

PX_PAD	PAD (PX)	PX10	047U45Z	DILATION OF LEFT PERONEAL ARTERY WITH TWO DRUG-ELUTING INTRALUMINAL DEVICES, PERCUTANEOUS ENDOSCOPIC APPROACH	047U45Z
PX_PAD	PAD (PX)	PX10	047U466	DILATION OF LEFT PERONEAL ARTERY, BIFURCATION, WITH THREE DRUG-ELUTING INTRALUMINAL DEVICES, PERCUTANEOUS ENDOSCOPIC APPROACH	047U466
PX_PAD	PAD (PX)	PX10	047U46Z	DILATION OF LEFT PERONEAL ARTERY WITH THREE DRUG-ELUTING INTRALUMINAL DEVICES, PERCUTANEOUS ENDOSCOPIC APPROACH	047U46Z
PX_PAD	PAD (PX)	PX10	047U476	DILATION OF LEFT PERONEAL ARTERY, BIFURCATION, WITH FOUR OR MORE DRUG-ELUTING INTRALUMINAL DEVICES, PERCUTANEOUS ENDOSCOPIC APPROACH	047U476
PX_PAD	PAD (PX)	PX10	047U47Z	DILATION OF LEFT PERONEAL ARTERY WITH FOUR OR MORE DRUG-ELUTING INTRALUMINAL DEVICES, PERCUTANEOUS ENDOSCOPIC APPROACH	047U47Z
PX_PAD	PAD (PX)	PX10	047U4D6	DILATION OF LEFT PERONEAL ARTERY, BIFURCATION, WITH INTRALUMINAL DEVICE, PERCUTANEOUS ENDOSCOPIC APPROACH	047U4D6
PX_PAD	PAD (PX)	PX10	047U4DZ	DILATION OF LEFT PERONEAL ARTERY WITH INTRALUMINAL DEVICE, PERCUTANEOUS ENDOSCOPIC APPROACH	047U4DZ
PX_PAD	PAD (PX)	PX10	047U4E6	DILATION OF LEFT PERONEAL ARTERY, BIFURCATION, WITH TWO INTRALUMINAL DEVICES, PERCUTANEOUS ENDOSCOPIC APPROACH	047U4E6
PX_PAD	PAD (PX)	PX10	047U4EZ	DILATION OF LEFT PERONEAL ARTERY WITH TWO INTRALUMINAL DEVICES, PERCUTANEOUS ENDOSCOPIC APPROACH	047U4EZ
PX_PAD	PAD (PX)	PX10	047U4F6	DILATION OF LEFT PERONEAL ARTERY, BIFURCATION, WITH THREE INTRALUMINAL DEVICES, PERCUTANEOUS ENDOSCOPIC APPROACH	047U4F6
PX_PAD	PAD (PX)	PX10	047U4FZ	DILATION OF LEFT PERONEAL ARTERY WITH THREE INTRALUMINAL DEVICES, PERCUTANEOUS ENDOSCOPIC APPROACH	047U4FZ
PX_PAD	PAD (PX)	PX10	047U4G6	DILATION OF LEFT PERONEAL ARTERY, BIFURCATION, WITH FOUR OR MORE INTRALUMINAL DEVICES, PERCUTANEOUS ENDOSCOPIC APPROACH	047U4G6
PX_PAD	PAD (PX)	PX10	047U4GZ	DILATION OF LEFT PERONEAL ARTERY WITH FOUR OR MORE INTRALUMINAL DEVICES, PERCUTANEOUS ENDOSCOPIC APPROACH	047U4GZ
PX_PAD	PAD (PX)	PX10	047U4Z6	DILATION OF LEFT PERONEAL ARTERY, BIFURCATION, PERCUTANEOUS ENDOSCOPIC APPROACH	047U4Z6
PX_PAD	PAD (PX)	PX10	047U4ZZ	DILATION OF LEFT PERONEAL ARTERY, PERCUTANEOUS ENDOSCOPIC APPROACH	047U4ZZ
PX_PAD	PAD (PX)	PX10	047V046	DILATION OF RIGHT FOOT ARTERY, BIFURCATION, WITH DRUG-ELUTING INTRALUMINAL DEVICE, OPEN APPROACH	047V046
PX_PAD	PAD (PX)	PX10	047V04Z	DILATION OF RIGHT FOOT ARTERY WITH DRUG-ELUTING INTRALUMINAL DEVICE, OPEN APPROACH	047V04Z
PX_PAD	PAD (PX)	PX10	047V056	DILATION OF RIGHT FOOT ARTERY, BIFURCATION, WITH TWO DRUG-ELUTING INTRALUMINAL DEVICES, OPEN APPROACH	047V056
PX_PAD	PAD (PX)	PX10	047V05Z	DILATION OF RIGHT FOOT ARTERY WITH TWO DRUG-ELUTING INTRALUMINAL DEVICES, OPEN APPROACH	047V05Z

Boehringer Ingelheim
Statistical and Epidemiological Analysis Plan (SEAP) for Non-Interventional Study
(NIS)
BI Study Number 1245-0228

Proprietary confidential information © 2023 Boehringer Ingelheim International GmbH or one or more of its affiliated companies

PX_PAD	PAD (PX)	PX10	047V066	DILATION OF RIGHT FOOT ARTERY, BIFURCATION, WITH THREE DRUG-ELUTING INTRALUMINAL DEVICES, OPEN APPROACH	047V066
PX_PAD	PAD (PX)	PX10	047V06Z	DILATION OF RIGHT FOOT ARTERY WITH THREE DRUG-ELUTING INTRALUMINAL DEVICES, OPEN APPROACH	047V06Z
PX_PAD	PAD (PX)	PX10	047V076	DILATION OF RIGHT FOOT ARTERY, BIFURCATION, WITH FOUR OR MORE DRUG-ELUTING INTRALUMINAL DEVICES, OPEN APPROACH	047V076
PX_PAD	PAD (PX)	PX10	047V07Z	DILATION OF RIGHT FOOT ARTERY WITH FOUR OR MORE DRUG-ELUTING INTRALUMINAL DEVICES, OPEN APPROACH	047V07Z
PX_PAD	PAD (PX)	PX10	047V0D6	DILATION OF RIGHT FOOT ARTERY, BIFURCATION, WITH INTRALUMINAL DEVICE, OPEN APPROACH	047V0D6
PX_PAD	PAD (PX)	PX10	047V0DZ	DILATION OF RIGHT FOOT ARTERY WITH INTRALUMINAL DEVICE, OPEN APPROACH	047V0DZ
PX_PAD	PAD (PX)	PX10	047V0E6	DILATION OF RIGHT FOOT ARTERY, BIFURCATION, WITH TWO INTRALUMINAL DEVICES, OPEN APPROACH	047V0E6
PX_PAD	PAD (PX)	PX10	047V0EZ	DILATION OF RIGHT FOOT ARTERY WITH TWO INTRALUMINAL DEVICES, OPEN APPROACH	047V0EZ
PX_PAD	PAD (PX)	PX10	047V0F6	DILATION OF RIGHT FOOT ARTERY, BIFURCATION, WITH THREE INTRALUMINAL DEVICES, OPEN APPROACH	047V0F6
PX_PAD	PAD (PX)	PX10	047V0FZ	DILATION OF RIGHT FOOT ARTERY WITH THREE INTRALUMINAL DEVICES, OPEN APPROACH	047V0FZ
PX_PAD	PAD (PX)	PX10	047V0G6	DILATION OF RIGHT FOOT ARTERY, BIFURCATION, WITH FOUR OR MORE INTRALUMINAL DEVICES, OPEN APPROACH	047V0G6
PX_PAD	PAD (PX)	PX10	047V0GZ	DILATION OF RIGHT FOOT ARTERY WITH FOUR OR MORE INTRALUMINAL DEVICES, OPEN APPROACH	047V0GZ
PX_PAD	PAD (PX)	PX10	047V0Z6	DILATION OF RIGHT FOOT ARTERY, BIFURCATION, OPEN APPROACH	047V0Z6
PX_PAD	PAD (PX)	PX10	047V0ZZ	DILATION OF RIGHT FOOT ARTERY, OPEN APPROACH	047V0ZZ
PX_PAD	PAD (PX)	PX10	047V346	DILATION OF RIGHT FOOT ARTERY, BIFURCATION, WITH DRUG-ELUTING INTRALUMINAL DEVICE, PERCUTANEOUS APPROACH	047V346
PX_PAD	PAD (PX)	PX10	047V34Z	DILATION OF RIGHT FOOT ARTERY WITH DRUG-ELUTING INTRALUMINAL DEVICE, PERCUTANEOUS APPROACH	047V34Z
PX_PAD	PAD (PX)	PX10	047V356	DILATION OF RIGHT FOOT ARTERY, BIFURCATION, WITH TWO DRUG-ELUTING INTRALUMINAL DEVICES, PERCUTANEOUS APPROACH	047V356
PX_PAD	PAD (PX)	PX10	047V35Z	DILATION OF RIGHT FOOT ARTERY WITH TWO DRUG-ELUTING INTRALUMINAL DEVICES, PERCUTANEOUS APPROACH	047V35Z
PX_PAD	PAD (PX)	PX10	047V366	DILATION OF RIGHT FOOT ARTERY, BIFURCATION, WITH THREE DRUG-ELUTING INTRALUMINAL DEVICES, PERCUTANEOUS APPROACH	047V366
PX_PAD	PAD (PX)	PX10	047V36Z	DILATION OF RIGHT FOOT ARTERY WITH THREE DRUG-ELUTING INTRALUMINAL DEVICES, PERCUTANEOUS APPROACH	047V36Z
PX_PAD	PAD (PX)	PX10	047V376	DILATION OF RIGHT FOOT ARTERY, BIFURCATION, WITH FOUR OR MORE DRUG-ELUTING INTRALUMINAL DEVICES, PERCUTANEOUS APPROACH	047V376

Boehringer Ingelheim
Statistical and Epidemiological Analysis Plan (SEAP) for Non-Interventional Study
(NIS)
BI Study Number 1245-0228

Proprietary confidential information © 2023 Boehringer Ingelheim International GmbH or one or more of its affiliated companies

PX_PAD	PAD (PX)	PX10	047V37Z	DILATION OF RIGHT FOOT ARTERY WITH FOUR OR MORE DRUG-ELUTING INTRALUMINAL DEVICES, PERCUTANEOUS APPROACH	047V37Z
PX_PAD	PAD (PX)	PX10	047V3D6	DILATION OF RIGHT FOOT ARTERY, BIFURCATION, WITH INTRALUMINAL DEVICE, PERCUTANEOUS APPROACH	047V3D6
PX_PAD	PAD (PX)	PX10	047V3DZ	DILATION OF RIGHT FOOT ARTERY WITH INTRALUMINAL DEVICE, PERCUTANEOUS APPROACH	047V3DZ
PX_PAD	PAD (PX)	PX10	047V3E6	DILATION OF RIGHT FOOT ARTERY, BIFURCATION, WITH TWO INTRALUMINAL DEVICES, PERCUTANEOUS APPROACH	047V3E6
PX_PAD	PAD (PX)	PX10	047V3EZ	DILATION OF RIGHT FOOT ARTERY WITH TWO INTRALUMINAL DEVICES, PERCUTANEOUS APPROACH	047V3EZ
PX_PAD	PAD (PX)	PX10	047V3F6	DILATION OF RIGHT FOOT ARTERY, BIFURCATION, WITH THREE INTRALUMINAL DEVICES, PERCUTANEOUS APPROACH	047V3F6
PX_PAD	PAD (PX)	PX10	047V3FZ	DILATION OF RIGHT FOOT ARTERY WITH THREE INTRALUMINAL DEVICES, PERCUTANEOUS APPROACH	047V3FZ
PX_PAD	PAD (PX)	PX10	047V3G6	DILATION OF RIGHT FOOT ARTERY, BIFURCATION, WITH FOUR OR MORE INTRALUMINAL DEVICES, PERCUTANEOUS APPROACH	047V3G6
PX_PAD	PAD (PX)	PX10	047V3GZ	DILATION OF RIGHT FOOT ARTERY WITH FOUR OR MORE INTRALUMINAL DEVICES, PERCUTANEOUS APPROACH	047V3GZ
PX_PAD	PAD (PX)	PX10	047V3Z6	DILATION OF RIGHT FOOT ARTERY, BIFURCATION, PERCUTANEOUS APPROACH	047V3Z6
PX_PAD	PAD (PX)	PX10	047V3ZZ	DILATION OF RIGHT FOOT ARTERY, PERCUTANEOUS APPROACH	047V3ZZ
PX_PAD	PAD (PX)	PX10	047V446	DILATION OF RIGHT FOOT ARTERY, BIFURCATION, WITH DRUG-ELUTING INTRALUMINAL DEVICE, PERCUTANEOUS ENDOSCOPIC APPROACH	047V446
PX_PAD	PAD (PX)	PX10	047V44Z	DILATION OF RIGHT FOOT ARTERY WITH DRUG-ELUTING INTRALUMINAL DEVICE, PERCUTANEOUS ENDOSCOPIC APPROACH	047V44Z
PX_PAD	PAD (PX)	PX10	047V456	DILATION OF RIGHT FOOT ARTERY, BIFURCATION, WITH TWO DRUG-ELUTING INTRALUMINAL DEVICES, PERCUTANEOUS ENDOSCOPIC APPROACH	047V456
PX_PAD	PAD (PX)	PX10	047V45Z	DILATION OF RIGHT FOOT ARTERY WITH TWO DRUG-ELUTING INTRALUMINAL DEVICES, PERCUTANEOUS ENDOSCOPIC APPROACH	047V45Z
PX_PAD	PAD (PX)	PX10	047V466	DILATION OF RIGHT FOOT ARTERY, BIFURCATION, WITH THREE DRUG-ELUTING INTRALUMINAL DEVICES, PERCUTANEOUS ENDOSCOPIC APPROACH	047V466
PX_PAD	PAD (PX)	PX10	047V46Z	DILATION OF RIGHT FOOT ARTERY WITH THREE DRUG-ELUTING INTRALUMINAL DEVICES, PERCUTANEOUS ENDOSCOPIC APPROACH	047V46Z
PX_PAD	PAD (PX)	PX10	047V476	DILATION OF RIGHT FOOT ARTERY, BIFURCATION, WITH FOUR OR MORE DRUG-ELUTING INTRALUMINAL DEVICES, PERCUTANEOUS ENDOSCOPIC APPROACH	047V476
PX_PAD	PAD (PX)	PX10	047V47Z	DILATION OF RIGHT FOOT ARTERY WITH FOUR OR MORE DRUG-ELUTING INTRALUMINAL DEVICES, PERCUTANEOUS ENDOSCOPIC APPROACH	047V47Z
PX_PAD	PAD (PX)	PX10	047V4D6	DILATION OF RIGHT FOOT ARTERY, BIFURCATION, WITH INTRALUMINAL DEVICE, PERCUTANEOUS ENDOSCOPIC APPROACH	047V4D6

Boehringer Ingelheim
Statistical and Epidemiological Analysis Plan (SEAP) for Non-Interventional Study
(NIS)
BI Study Number 1245-0228

Proprietary confidential information © 2023 Boehringer Ingelheim International GmbH or one or more of its affiliated companies

PX_PAD	PAD (PX)	PX10	047V4DZ	DILATION OF RIGHT FOOT ARTERY WITH INTRALUMINAL DEVICE, PERCUTANEOUS ENDOSCOPIC APPROACH	047V4DZ
PX_PAD	PAD (PX)	PX10	047V4E6	DILATION OF RIGHT FOOT ARTERY, BIFURCATION, WITH TWO INTRALUMINAL DEVICES, PERCUTANEOUS ENDOSCOPIC APPROACH	047V4E6
PX_PAD	PAD (PX)	PX10	047V4EZ	DILATION OF RIGHT FOOT ARTERY WITH TWO INTRALUMINAL DEVICES, PERCUTANEOUS ENDOSCOPIC APPROACH	047V4EZ
PX_PAD	PAD (PX)	PX10	047V4F6	DILATION OF RIGHT FOOT ARTERY, BIFURCATION, WITH THREE INTRALUMINAL DEVICES, PERCUTANEOUS ENDOSCOPIC APPROACH	047V4F6
PX_PAD	PAD (PX)	PX10	047V4FZ	DILATION OF RIGHT FOOT ARTERY WITH THREE INTRALUMINAL DEVICES, PERCUTANEOUS ENDOSCOPIC APPROACH	047V4FZ
PX_PAD	PAD (PX)	PX10	047V4G6	DILATION OF RIGHT FOOT ARTERY, BIFURCATION, WITH FOUR OR MORE INTRALUMINAL DEVICES, PERCUTANEOUS ENDOSCOPIC APPROACH	047V4G6
PX_PAD	PAD (PX)	PX10	047V4GZ	DILATION OF RIGHT FOOT ARTERY WITH FOUR OR MORE INTRALUMINAL DEVICES, PERCUTANEOUS ENDOSCOPIC APPROACH	047V4GZ
PX_PAD	PAD (PX)	PX10	047V4Z6	DILATION OF RIGHT FOOT ARTERY, BIFURCATION, PERCUTANEOUS ENDOSCOPIC APPROACH	047V4Z6
PX_PAD	PAD (PX)	PX10	047V4ZZ	DILATION OF RIGHT FOOT ARTERY, PERCUTANEOUS ENDOSCOPIC APPROACH	047V4ZZ
PX_PAD	PAD (PX)	PX10	047W046	DILATION OF LEFT FOOT ARTERY, BIFURCATION, WITH DRUG-ELUTING INTRALUMINAL DEVICE, OPEN APPROACH	047W046
PX_PAD	PAD (PX)	PX10	047W04Z	DILATION OF LEFT FOOT ARTERY WITH DRUG-ELUTING INTRALUMINAL DEVICE, OPEN APPROACH	047W04Z
PX_PAD	PAD (PX)	PX10	047W056	DILATION OF LEFT FOOT ARTERY, BIFURCATION, WITH TWO DRUG-ELUTING INTRALUMINAL DEVICES, OPEN APPROACH	047W056
PX_PAD	PAD (PX)	PX10	047W05Z	DILATION OF LEFT FOOT ARTERY WITH TWO DRUG-ELUTING INTRALUMINAL DEVICES, OPEN APPROACH	047W05Z
PX_PAD	PAD (PX)	PX10	047W066	DILATION OF LEFT FOOT ARTERY, BIFURCATION, WITH THREE DRUG-ELUTING INTRALUMINAL DEVICES, OPEN APPROACH	047W066
PX_PAD	PAD (PX)	PX10	047W06Z	DILATION OF LEFT FOOT ARTERY WITH THREE DRUG-ELUTING INTRALUMINAL DEVICES, OPEN APPROACH	047W06Z
PX_PAD	PAD (PX)	PX10	047W076	DILATION OF LEFT FOOT ARTERY, BIFURCATION, WITH FOUR OR MORE DRUG-ELUTING INTRALUMINAL DEVICES, OPEN APPROACH	047W076
PX_PAD	PAD (PX)	PX10	047W07Z	DILATION OF LEFT FOOT ARTERY WITH FOUR OR MORE DRUG-ELUTING INTRALUMINAL DEVICES, OPEN APPROACH	047W07Z
PX_PAD	PAD (PX)	PX10	047W0D6	DILATION OF LEFT FOOT ARTERY, BIFURCATION, WITH INTRALUMINAL DEVICE, OPEN APPROACH	047W0D6
PX_PAD	PAD (PX)	PX10	047W0DZ	DILATION OF LEFT FOOT ARTERY WITH INTRALUMINAL DEVICE, OPEN APPROACH	047W0DZ
PX_PAD	PAD (PX)	PX10	047W0E6	DILATION OF LEFT FOOT ARTERY, BIFURCATION, WITH TWO INTRALUMINAL DEVICES, OPEN APPROACH	047W0E6
PX_PAD	PAD (PX)	PX10	047W0EZ	DILATION OF LEFT FOOT ARTERY WITH TWO INTRALUMINAL DEVICES, OPEN APPROACH	047W0EZ

Boehringer Ingelheim
Statistical and Epidemiological Analysis Plan (SEAP) for Non-Interventional Study
(NIS)
BI Study Number 1245-0228

Proprietary confidential information © 2023 Boehringer Ingelheim International GmbH or one or more of its affiliated companies

PX_PAD	PAD (PX)	PX10	047W0F6	DILATION OF LEFT FOOT ARTERY, BIFURCATION, WITH THREE INTRALUMINAL DEVICES, OPEN APPROACH	047W0F6
PX_PAD	PAD (PX)	PX10	047W0FZ	DILATION OF LEFT FOOT ARTERY WITH THREE INTRALUMINAL DEVICES, OPEN APPROACH	047W0FZ
PX_PAD	PAD (PX)	PX10	047W0G6	DILATION OF LEFT FOOT ARTERY, BIFURCATION, WITH FOUR OR MORE INTRALUMINAL DEVICES, OPEN APPROACH	047W0G6
PX_PAD	PAD (PX)	PX10	047W0GZ	DILATION OF LEFT FOOT ARTERY WITH FOUR OR MORE INTRALUMINAL DEVICES, OPEN APPROACH	047W0GZ
PX_PAD	PAD (PX)	PX10	047W0Z6	DILATION OF LEFT FOOT ARTERY, BIFURCATION, OPEN APPROACH	047W0Z6
PX_PAD	PAD (PX)	PX10	047W0ZZ	DILATION OF LEFT FOOT ARTERY, OPEN APPROACH	047W0ZZ
PX_PAD	PAD (PX)	PX10	047W346	DILATION OF LEFT FOOT ARTERY, BIFURCATION, WITH DRUG-ELUTING INTRALUMINAL DEVICE, PERCUTANEOUS APPROACH	047W346
PX_PAD	PAD (PX)	PX10	047W34Z	DILATION OF LEFT FOOT ARTERY WITH DRUG-ELUTING INTRALUMINAL DEVICE, PERCUTANEOUS APPROACH	047W34Z
PX_PAD	PAD (PX)	PX10	047W356	DILATION OF LEFT FOOT ARTERY, BIFURCATION, WITH TWO DRUG-ELUTING INTRALUMINAL DEVICES, PERCUTANEOUS APPROACH	047W356
PX_PAD	PAD (PX)	PX10	047W35Z	DILATION OF LEFT FOOT ARTERY WITH TWO DRUG-ELUTING INTRALUMINAL DEVICES, PERCUTANEOUS APPROACH	047W35Z
PX_PAD	PAD (PX)	PX10	047W366	DILATION OF LEFT FOOT ARTERY, BIFURCATION, WITH THREE DRUG-ELUTING INTRALUMINAL DEVICES, PERCUTANEOUS APPROACH	047W366
PX_PAD	PAD (PX)	PX10	047W36Z	DILATION OF LEFT FOOT ARTERY WITH THREE DRUG-ELUTING INTRALUMINAL DEVICES, PERCUTANEOUS APPROACH	047W36Z
PX_PAD	PAD (PX)	PX10	047W376	DILATION OF LEFT FOOT ARTERY, BIFURCATION, WITH FOUR OR MORE DRUG-ELUTING INTRALUMINAL DEVICES, PERCUTANEOUS APPROACH	047W376
PX_PAD	PAD (PX)	PX10	047W37Z	DILATION OF LEFT FOOT ARTERY WITH FOUR OR MORE DRUG-ELUTING INTRALUMINAL DEVICES, PERCUTANEOUS APPROACH	047W37Z
PX_PAD	PAD (PX)	PX10	047W3D6	DILATION OF LEFT FOOT ARTERY, BIFURCATION, WITH INTRALUMINAL DEVICE, PERCUTANEOUS APPROACH	047W3D6
PX_PAD	PAD (PX)	PX10	047W3DZ	DILATION OF LEFT FOOT ARTERY WITH INTRALUMINAL DEVICE, PERCUTANEOUS APPROACH	047W3DZ
PX_PAD	PAD (PX)	PX10	047W3E6	DILATION OF LEFT FOOT ARTERY, BIFURCATION, WITH TWO INTRALUMINAL DEVICES, PERCUTANEOUS APPROACH	047W3E6
PX_PAD	PAD (PX)	PX10	047W3EZ	DILATION OF LEFT FOOT ARTERY WITH TWO INTRALUMINAL DEVICES, PERCUTANEOUS APPROACH	047W3EZ
PX_PAD	PAD (PX)	PX10	047W3F6	DILATION OF LEFT FOOT ARTERY, BIFURCATION, WITH THREE INTRALUMINAL DEVICES, PERCUTANEOUS APPROACH	047W3F6
PX_PAD	PAD (PX)	PX10	047W3FZ	DILATION OF LEFT FOOT ARTERY WITH THREE INTRALUMINAL DEVICES, PERCUTANEOUS APPROACH	047W3FZ
PX_PAD	PAD (PX)	PX10	047W3G6	DILATION OF LEFT FOOT ARTERY, BIFURCATION, WITH FOUR OR MORE INTRALUMINAL DEVICES, PERCUTANEOUS APPROACH	047W3G6
PX_PAD	PAD (PX)	PX10	047W3GZ	DILATION OF LEFT FOOT ARTERY WITH FOUR OR MORE INTRALUMINAL DEVICES, PERCUTANEOUS APPROACH	047W3GZ

Boehringer Ingelheim
Statistical and Epidemiological Analysis Plan (SEAP) for Non-Interventional Study
(NIS)
BI Study Number 1245-0228

Proprietary confidential information © 2023 Boehringer Ingelheim International GmbH or one or more of its affiliated companies

PX_PAD	PAD (PX)	PX10	047W3Z6	DILATION OF LEFT FOOT ARTERY, BIFURCATION, PERCUTANEOUS APPROACH	047W3Z6
PX_PAD	PAD (PX)	PX10	047W3ZZ	DILATION OF LEFT FOOT ARTERY, PERCUTANEOUS APPROACH	047W3ZZ
PX_PAD	PAD (PX)	PX10	047W446	DILATION OF LEFT FOOT ARTERY, BIFURCATION, WITH DRUG-ELUTING INTRALUMINAL DEVICE, PERCUTANEOUS ENDOSCOPIC APPROACH	047W446
PX_PAD	PAD (PX)	PX10	047W44Z	DILATION OF LEFT FOOT ARTERY WITH DRUG-ELUTING INTRALUMINAL DEVICE, PERCUTANEOUS ENDOSCOPIC APPROACH	047W44Z
PX_PAD	PAD (PX)	PX10	047W456	DILATION OF LEFT FOOT ARTERY, BIFURCATION, WITH TWO DRUG-ELUTING INTRALUMINAL DEVICES, PERCUTANEOUS ENDOSCOPIC APPROACH	047W456
PX_PAD	PAD (PX)	PX10	047W45Z	DILATION OF LEFT FOOT ARTERY WITH TWO DRUG-ELUTING INTRALUMINAL DEVICES, PERCUTANEOUS ENDOSCOPIC APPROACH	047W45Z
PX_PAD	PAD (PX)	PX10	047W466	DILATION OF LEFT FOOT ARTERY, BIFURCATION, WITH THREE DRUG-ELUTING INTRALUMINAL DEVICES, PERCUTANEOUS ENDOSCOPIC APPROACH	047W466
PX_PAD	PAD (PX)	PX10	047W46Z	DILATION OF LEFT FOOT ARTERY WITH THREE DRUG-ELUTING INTRALUMINAL DEVICES, PERCUTANEOUS ENDOSCOPIC APPROACH	047W46Z
PX_PAD	PAD (PX)	PX10	047W476	DILATION OF LEFT FOOT ARTERY, BIFURCATION, WITH FOUR OR MORE DRUG-ELUTING INTRALUMINAL DEVICES, PERCUTANEOUS ENDOSCOPIC APPROACH	047W476
PX_PAD	PAD (PX)	PX10	047W47Z	DILATION OF LEFT FOOT ARTERY WITH FOUR OR MORE DRUG-ELUTING INTRALUMINAL DEVICES, PERCUTANEOUS ENDOSCOPIC APPROACH	047W47Z
PX_PAD	PAD (PX)	PX10	047W4D6	DILATION OF LEFT FOOT ARTERY, BIFURCATION, WITH INTRALUMINAL DEVICE, PERCUTANEOUS ENDOSCOPIC APPROACH	047W4D6
PX_PAD	PAD (PX)	PX10	047W4DZ	DILATION OF LEFT FOOT ARTERY WITH INTRALUMINAL DEVICE, PERCUTANEOUS ENDOSCOPIC APPROACH	047W4DZ
PX_PAD	PAD (PX)	PX10	047W4E6	DILATION OF LEFT FOOT ARTERY, BIFURCATION, WITH TWO INTRALUMINAL DEVICES, PERCUTANEOUS ENDOSCOPIC APPROACH	047W4E6
PX_PAD	PAD (PX)	PX10	047W4EZ	DILATION OF LEFT FOOT ARTERY WITH TWO INTRALUMINAL DEVICES, PERCUTANEOUS ENDOSCOPIC APPROACH	047W4EZ
PX_PAD	PAD (PX)	PX10	047W4F6	DILATION OF LEFT FOOT ARTERY, BIFURCATION, WITH THREE INTRALUMINAL DEVICES, PERCUTANEOUS ENDOSCOPIC APPROACH	047W4F6
PX_PAD	PAD (PX)	PX10	047W4FZ	DILATION OF LEFT FOOT ARTERY WITH THREE INTRALUMINAL DEVICES, PERCUTANEOUS ENDOSCOPIC APPROACH	047W4FZ
PX_PAD	PAD (PX)	PX10	047W4G6	DILATION OF LEFT FOOT ARTERY, BIFURCATION, WITH FOUR OR MORE INTRALUMINAL DEVICES, PERCUTANEOUS ENDOSCOPIC APPROACH	047W4G6
PX_PAD	PAD (PX)	PX10	047W4GZ	DILATION OF LEFT FOOT ARTERY WITH FOUR OR MORE INTRALUMINAL DEVICES, PERCUTANEOUS ENDOSCOPIC APPROACH	047W4GZ
PX_PAD	PAD (PX)	PX10	047W4Z6	DILATION OF LEFT FOOT ARTERY, BIFURCATION, PERCUTANEOUS ENDOSCOPIC APPROACH	047W4Z6
PX_PAD	PAD (PX)	PX10	047W4ZZ	DILATION OF LEFT FOOT ARTERY, PERCUTANEOUS ENDOSCOPIC APPROACH	047W4ZZ
PX_PAD	PAD (PX)	PX10	047Y046	DILATION OF LOWER ARTERY, BIFURCATION, WITH DRUG-ELUTING INTRALUMINAL DEVICE, OPEN APPROACH	047Y046

Boehringer Ingelheim
Statistical and Epidemiological Analysis Plan (SEAP) for Non-Interventional Study
(NIS)
BI Study Number 1245-0228

Proprietary confidential information © 2023 Boehringer Ingelheim International GmbH or one or more of its affiliated companies

PX_PAD	PAD (PX)	PX10	047Y04Z	DILATION OF LOWER ARTERY WITH DRUG-ELUTING INTRALUMINAL DEVICE, OPEN APPROACH	047Y04Z
PX_PAD	PAD (PX)	PX10	047Y056	DILATION OF LOWER ARTERY, BIFURCATION, WITH TWO DRUG-ELUTING INTRALUMINAL DEVICES, OPEN APPROACH	047Y056
PX_PAD	PAD (PX)	PX10	047Y05Z	DILATION OF LOWER ARTERY WITH TWO DRUG-ELUTING INTRALUMINAL DEVICES, OPEN APPROACH	047Y05Z
PX_PAD	PAD (PX)	PX10	047Y066	DILATION OF LOWER ARTERY, BIFURCATION, WITH THREE DRUG-ELUTING INTRALUMINAL DEVICES, OPEN APPROACH	047Y066
PX_PAD	PAD (PX)	PX10	047Y06Z	DILATION OF LOWER ARTERY WITH THREE DRUG-ELUTING INTRALUMINAL DEVICES, OPEN APPROACH	047Y06Z
PX_PAD	PAD (PX)	PX10	047Y076	DILATION OF LOWER ARTERY, BIFURCATION, WITH FOUR OR MORE DRUG-ELUTING INTRALUMINAL DEVICES, OPEN APPROACH	047Y076
PX_PAD	PAD (PX)	PX10	047Y07Z	DILATION OF LOWER ARTERY WITH FOUR OR MORE DRUG-ELUTING INTRALUMINAL DEVICES, OPEN APPROACH	047Y07Z
PX_PAD	PAD (PX)	PX10	047Y0D6	DILATION OF LOWER ARTERY, BIFURCATION, WITH INTRALUMINAL DEVICE, OPEN APPROACH	047Y0D6
PX_PAD	PAD (PX)	PX10	047Y0DZ	DILATION OF LOWER ARTERY WITH INTRALUMINAL DEVICE, OPEN APPROACH	047Y0DZ
PX_PAD	PAD (PX)	PX10	047Y0E6	DILATION OF LOWER ARTERY, BIFURCATION, WITH TWO INTRALUMINAL DEVICES, OPEN APPROACH	047Y0E6
PX_PAD	PAD (PX)	PX10	047Y0EZ	DILATION OF LOWER ARTERY WITH TWO INTRALUMINAL DEVICES, OPEN APPROACH	047Y0EZ
PX_PAD	PAD (PX)	PX10	047Y0F6	DILATION OF LOWER ARTERY, BIFURCATION, WITH THREE INTRALUMINAL DEVICES, OPEN APPROACH	047Y0F6
PX_PAD	PAD (PX)	PX10	047Y0FZ	DILATION OF LOWER ARTERY WITH THREE INTRALUMINAL DEVICES, OPEN APPROACH	047Y0FZ
PX_PAD	PAD (PX)	PX10	047Y0G6	DILATION OF LOWER ARTERY, BIFURCATION, WITH FOUR OR MORE INTRALUMINAL DEVICES, OPEN APPROACH	047Y0G6
PX_PAD	PAD (PX)	PX10	047Y0GZ	DILATION OF LOWER ARTERY WITH FOUR OR MORE INTRALUMINAL DEVICES, OPEN APPROACH	047Y0GZ
PX_PAD	PAD (PX)	PX10	047Y0Z6	DILATION OF LOWER ARTERY, BIFURCATION, OPEN APPROACH	047Y0Z6
PX_PAD	PAD (PX)	PX10	047Y0ZZ	DILATION OF LOWER ARTERY, OPEN APPROACH	047Y0ZZ
PX_PAD	PAD (PX)	PX10	047Y346	DILATION OF LOWER ARTERY, BIFURCATION, WITH DRUG-ELUTING INTRALUMINAL DEVICE, PERCUTANEOUS APPROACH	047Y346
PX_PAD	PAD (PX)	PX10	047Y34Z	DILATION OF LOWER ARTERY WITH DRUG-ELUTING INTRALUMINAL DEVICE, PERCUTANEOUS APPROACH	047Y34Z
PX_PAD	PAD (PX)	PX10	047Y356	DILATION OF LOWER ARTERY, BIFURCATION, WITH TWO DRUG-ELUTING INTRALUMINAL DEVICES, PERCUTANEOUS APPROACH	047Y356
PX_PAD	PAD (PX)	PX10	047Y35Z	DILATION OF LOWER ARTERY WITH TWO DRUG-ELUTING INTRALUMINAL DEVICES, PERCUTANEOUS APPROACH	047Y35Z
PX_PAD	PAD (PX)	PX10	047Y366	DILATION OF LOWER ARTERY, BIFURCATION, WITH THREE DRUG-ELUTING INTRALUMINAL DEVICES, PERCUTANEOUS APPROACH	047Y366
PX_PAD	PAD (PX)	PX10	047Y36Z	DILATION OF LOWER ARTERY WITH THREE DRUG-ELUTING INTRALUMINAL DEVICES, PERCUTANEOUS APPROACH	047Y36Z

Boehringer Ingelheim
Statistical and Epidemiological Analysis Plan (SEAP) for Non-Interventional Study
(NIS)
BI Study Number 1245-0228

Proprietary confidential information © 2023 Boehringer Ingelheim International GmbH or one or more of its affiliated companies

PX_PAD	PAD (PX)	PX10	047Y376	DILATION OF LOWER ARTERY, BIFURCATION, WITH FOUR OR MORE DRUG-ELUTING INTRALUMINAL DEVICES, PERCUTANEOUS APPROACH	047Y376
PX_PAD	PAD (PX)	PX10	047Y37Z	DILATION OF LOWER ARTERY WITH FOUR OR MORE DRUG-ELUTING INTRALUMINAL DEVICES, PERCUTANEOUS APPROACH	047Y37Z
PX_PAD	PAD (PX)	PX10	047Y3D6	DILATION OF LOWER ARTERY, BIFURCATION, WITH INTRALUMINAL DEVICE, PERCUTANEOUS APPROACH	047Y3D6
PX_PAD	PAD (PX)	PX10	047Y3DZ	DILATION OF LOWER ARTERY WITH INTRALUMINAL DEVICE, PERCUTANEOUS APPROACH	047Y3DZ
PX_PAD	PAD (PX)	PX10	047Y3E6	DILATION OF LOWER ARTERY, BIFURCATION, WITH TWO INTRALUMINAL DEVICES, PERCUTANEOUS APPROACH	047Y3E6
PX_PAD	PAD (PX)	PX10	047Y3EZ	DILATION OF LOWER ARTERY WITH TWO INTRALUMINAL DEVICES, PERCUTANEOUS APPROACH	047Y3EZ
PX_PAD	PAD (PX)	PX10	047Y3F6	DILATION OF LOWER ARTERY, BIFURCATION, WITH THREE INTRALUMINAL DEVICES, PERCUTANEOUS APPROACH	047Y3F6
PX_PAD	PAD (PX)	PX10	047Y3FZ	DILATION OF LOWER ARTERY WITH THREE INTRALUMINAL DEVICES, PERCUTANEOUS APPROACH	047Y3FZ
PX_PAD	PAD (PX)	PX10	047Y3G6	DILATION OF LOWER ARTERY, BIFURCATION, WITH FOUR OR MORE INTRALUMINAL DEVICES, PERCUTANEOUS APPROACH	047Y3G6
PX_PAD	PAD (PX)	PX10	047Y3GZ	DILATION OF LOWER ARTERY WITH FOUR OR MORE INTRALUMINAL DEVICES, PERCUTANEOUS APPROACH	047Y3GZ
PX_PAD	PAD (PX)	PX10	047Y3Z6	DILATION OF LOWER ARTERY, BIFURCATION, PERCUTANEOUS APPROACH	047Y3Z6
PX_PAD	PAD (PX)	PX10	047Y3ZZ	DILATION OF LOWER ARTERY, PERCUTANEOUS APPROACH	047Y3ZZ
PX_PAD	PAD (PX)	PX10	047Y446	DILATION OF LOWER ARTERY, BIFURCATION, WITH DRUG-ELUTING INTRALUMINAL DEVICE, PERCUTANEOUS ENDOSCOPIC APPROACH	047Y446
PX_PAD	PAD (PX)	PX10	047Y44Z	DILATION OF LOWER ARTERY WITH DRUG-ELUTING INTRALUMINAL DEVICE, PERCUTANEOUS ENDOSCOPIC APPROACH	047Y44Z
PX_PAD	PAD (PX)	PX10	047Y456	DILATION OF LOWER ARTERY, BIFURCATION, WITH TWO DRUG-ELUTING INTRALUMINAL DEVICES, PERCUTANEOUS ENDOSCOPIC APPROACH	047Y456
PX_PAD	PAD (PX)	PX10	047Y45Z	DILATION OF LOWER ARTERY WITH TWO DRUG-ELUTING INTRALUMINAL DEVICES, PERCUTANEOUS ENDOSCOPIC APPROACH	047Y45Z
PX_PAD	PAD (PX)	PX10	047Y466	DILATION OF LOWER ARTERY, BIFURCATION, WITH THREE DRUG-ELUTING INTRALUMINAL DEVICES, PERCUTANEOUS ENDOSCOPIC APPROACH	047Y466
PX_PAD	PAD (PX)	PX10	047Y46Z	DILATION OF LOWER ARTERY WITH THREE DRUG-ELUTING INTRALUMINAL DEVICES, PERCUTANEOUS ENDOSCOPIC APPROACH	047Y46Z
PX_PAD	PAD (PX)	PX10	047Y476	DILATION OF LOWER ARTERY, BIFURCATION, WITH FOUR OR MORE DRUG-ELUTING INTRALUMINAL DEVICES, PERCUTANEOUS ENDOSCOPIC APPROACH	047Y476
PX_PAD	PAD (PX)	PX10	047Y47Z	DILATION OF LOWER ARTERY WITH FOUR OR MORE DRUG-ELUTING INTRALUMINAL DEVICES, PERCUTANEOUS ENDOSCOPIC APPROACH	047Y47Z

Boehringer Ingelheim
Statistical and Epidemiological Analysis Plan (SEAP) for Non-Interventional Study
(NIS)
BI Study Number 1245-0228

Proprietary confidential information © 2023 Boehringer Ingelheim International GmbH or one or more of its affiliated companies

PX_PAD	PAD (PX)	PX10	047Y4D6	DILATION OF LOWER ARTERY, BIFURCATION, WITH INTRALUMINAL DEVICE, PERCUTANEOUS ENDOSCOPIC APPROACH	047Y4D6
PX_PAD	PAD (PX)	PX10	047Y4DZ	DILATION OF LOWER ARTERY WITH INTRALUMINAL DEVICE, PERCUTANEOUS ENDOSCOPIC APPROACH	047Y4DZ
PX_PAD	PAD (PX)	PX10	047Y4E6	DILATION OF LOWER ARTERY, BIFURCATION, WITH TWO INTRALUMINAL DEVICES, PERCUTANEOUS ENDOSCOPIC APPROACH	047Y4E6
PX_PAD	PAD (PX)	PX10	047Y4EZ	DILATION OF LOWER ARTERY WITH TWO INTRALUMINAL DEVICES, PERCUTANEOUS ENDOSCOPIC APPROACH	047Y4EZ
PX_PAD	PAD (PX)	PX10	047Y4F6	DILATION OF LOWER ARTERY, BIFURCATION, WITH THREE INTRALUMINAL DEVICES, PERCUTANEOUS ENDOSCOPIC APPROACH	047Y4F6
PX_PAD	PAD (PX)	PX10	047Y4FZ	DILATION OF LOWER ARTERY WITH THREE INTRALUMINAL DEVICES, PERCUTANEOUS ENDOSCOPIC APPROACH	047Y4FZ
PX_PAD	PAD (PX)	PX10	047Y4G6	DILATION OF LOWER ARTERY, BIFURCATION, WITH FOUR OR MORE INTRALUMINAL DEVICES, PERCUTANEOUS ENDOSCOPIC APPROACH	047Y4G6
PX_PAD	PAD (PX)	PX10	047Y4GZ	DILATION OF LOWER ARTERY WITH FOUR OR MORE INTRALUMINAL DEVICES, PERCUTANEOUS ENDOSCOPIC APPROACH	047Y4GZ
PX_PAD	PAD (PX)	PX10	047Y4Z6	DILATION OF LOWER ARTERY, BIFURCATION, PERCUTANEOUS ENDOSCOPIC APPROACH	047Y4Z6
PX_PAD	PAD (PX)	PX10	047Y4ZZ	DILATION OF LOWER ARTERY, PERCUTANEOUS ENDOSCOPIC APPROACH	047Y4ZZ
PX_PAD	PAD (PX)	PX10	04CK0Z6	EXTIRPATION OF MATTER FROM RIGHT FEMORAL ARTERY, BIFURCATION, OPEN APPROACH	04CK0Z6
PX_PAD	PAD (PX)	PX10	04CK0ZZ	EXTIRPATION OF MATTER FROM RIGHT FEMORAL ARTERY, OPEN APPROACH	04CK0ZZ
PX_PAD	PAD (PX)	PX10	04CK3Z6	EXTIRPATION OF MATTER FROM RIGHT FEMORAL ARTERY, BIFURCATION, PERCUTANEOUS APPROACH	04CK3Z6
PX_PAD	PAD (PX)	PX10	04CK3ZZ	EXTIRPATION OF MATTER FROM RIGHT FEMORAL ARTERY, PERCUTANEOUS APPROACH	04CK3ZZ
PX_PAD	PAD (PX)	PX10	04CK4Z6	EXTIRPATION OF MATTER FROM RIGHT FEMORAL ARTERY, BIFURCATION, PERCUTANEOUS ENDOSCOPIC APPROACH	04CK4Z6
PX_PAD	PAD (PX)	PX10	04CK4ZZ	EXTIRPATION OF MATTER FROM RIGHT FEMORAL ARTERY, PERCUTANEOUS ENDOSCOPIC APPROACH	04CK4ZZ
PX_PAD	PAD (PX)	PX10	04CL0Z6	EXTIRPATION OF MATTER FROM LEFT FEMORAL ARTERY, BIFURCATION, OPEN APPROACH	04CL0Z6
PX_PAD	PAD (PX)	PX10	04CL0ZZ	EXTIRPATION OF MATTER FROM LEFT FEMORAL ARTERY, OPEN APPROACH	04CL0ZZ
PX_PAD	PAD (PX)	PX10	04CL3Z6	EXTIRPATION OF MATTER FROM LEFT FEMORAL ARTERY, BIFURCATION, PERCUTANEOUS APPROACH	04CL3Z6
PX_PAD	PAD (PX)	PX10	04CL3ZZ	EXTIRPATION OF MATTER FROM LEFT FEMORAL ARTERY, PERCUTANEOUS APPROACH	04CL3ZZ
PX_PAD	PAD (PX)	PX10	04CL4Z6	EXTIRPATION OF MATTER FROM LEFT FEMORAL ARTERY, BIFURCATION, PERCUTANEOUS ENDOSCOPIC APPROACH	04CL4Z6
PX_PAD	PAD (PX)	PX10	04CL4ZZ	EXTIRPATION OF MATTER FROM LEFT FEMORAL ARTERY, PERCUTANEOUS ENDOSCOPIC APPROACH	04CL4ZZ
PX_PAD	PAD (PX)	PX10	04CM0Z6	EXTIRPATION OF MATTER FROM RIGHT POPLITEAL ARTERY, BIFURCATION, OPEN APPROACH	04CM0Z6
PX_PAD	PAD (PX)	PX10	04CM0ZZ	EXTIRPATION OF MATTER FROM RIGHT POPLITEAL ARTERY, OPEN APPROACH	04CM0ZZ

Boehringer Ingelheim
Statistical and Epidemiological Analysis Plan (SEAP) for Non-Interventional Study
(NIS)
BI Study Number 1245-0228

Proprietary confidential information © 2023 Boehringer Ingelheim International GmbH or one or more of its affiliated companies

PX_PAD	PAD (PX)	PX10	04CM3Z6	EXTIRPATION OF MATTER FROM RIGHT POPLITEAL ARTERY, BIFURCATION, PERCUTANEOUS APPROACH	04CM3Z6
PX_PAD	PAD (PX)	PX10	04CM3ZZ	EXTIRPATION OF MATTER FROM RIGHT POPLITEAL ARTERY, PERCUTANEOUS APPROACH	04CM3ZZ
PX_PAD	PAD (PX)	PX10	04CM4Z6	EXTIRPATION OF MATTER FROM RIGHT POPLITEAL ARTERY, BIFURCATION, PERCUTANEOUS ENDOSCOPIC APPROACH	04CM4Z6
PX_PAD	PAD (PX)	PX10	04CM4ZZ	EXTIRPATION OF MATTER FROM RIGHT POPLITEAL ARTERY, PERCUTANEOUS ENDOSCOPIC APPROACH	04CM4ZZ
PX_PAD	PAD (PX)	PX10	04CN0Z6	EXTIRPATION OF MATTER FROM LEFT POPLITEAL ARTERY, BIFURCATION, OPEN APPROACH	04CN0Z6
PX_PAD	PAD (PX)	PX10	04CN0ZZ	EXTIRPATION OF MATTER FROM LEFT POPLITEAL ARTERY, OPEN APPROACH	04CN0ZZ
PX_PAD	PAD (PX)	PX10	04CN3Z6	EXTIRPATION OF MATTER FROM LEFT POPLITEAL ARTERY, BIFURCATION, PERCUTANEOUS APPROACH	04CN3Z6
PX_PAD	PAD (PX)	PX10	04CN3ZZ	EXTIRPATION OF MATTER FROM LEFT POPLITEAL ARTERY, PERCUTANEOUS APPROACH	04CN3ZZ
PX_PAD	PAD (PX)	PX10	04CN4Z6	EXTIRPATION OF MATTER FROM LEFT POPLITEAL ARTERY, BIFURCATION, PERCUTANEOUS ENDOSCOPIC APPROACH	04CN4Z6
PX_PAD	PAD (PX)	PX10	04CN4ZZ	EXTIRPATION OF MATTER FROM LEFT POPLITEAL ARTERY, PERCUTANEOUS ENDOSCOPIC APPROACH	04CN4ZZ
PX_PAD	PAD (PX)	PX10	04CP0Z6	EXTIRPATION OF MATTER FROM RIGHT ANTERIOR TIBIAL ARTERY, BIFURCATION, OPEN APPROACH	04CP0Z6
PX_PAD	PAD (PX)	PX10	04CP0ZZ	EXTIRPATION OF MATTER FROM RIGHT ANTERIOR TIBIAL ARTERY, OPEN APPROACH	04CP0ZZ
PX_PAD	PAD (PX)	PX10	04CP3Z6	EXTIRPATION OF MATTER FROM RIGHT ANTERIOR TIBIAL ARTERY, BIFURCATION, PERCUTANEOUS APPROACH	04CP3Z6
PX_PAD	PAD (PX)	PX10	04CP3ZZ	EXTIRPATION OF MATTER FROM RIGHT ANTERIOR TIBIAL ARTERY, PERCUTANEOUS APPROACH	04CP3ZZ
PX_PAD	PAD (PX)	PX10	04CP4Z6	EXTIRPATION OF MATTER FROM RIGHT ANTERIOR TIBIAL ARTERY, BIFURCATION, PERCUTANEOUS ENDOSCOPIC APPROACH	04CP4Z6
PX_PAD	PAD (PX)	PX10	04CP4ZZ	EXTIRPATION OF MATTER FROM RIGHT ANTERIOR TIBIAL ARTERY, PERCUTANEOUS ENDOSCOPIC APPROACH	04CP4ZZ
PX_PAD	PAD (PX)	PX10	04CQ0Z6	EXTIRPATION OF MATTER FROM LEFT ANTERIOR TIBIAL ARTERY, BIFURCATION, OPEN APPROACH	04CQ0Z6
PX_PAD	PAD (PX)	PX10	04CQ0ZZ	EXTIRPATION OF MATTER FROM LEFT ANTERIOR TIBIAL ARTERY, OPEN APPROACH	04CQ0ZZ
PX_PAD	PAD (PX)	PX10	04CQ3Z6	EXTIRPATION OF MATTER FROM LEFT ANTERIOR TIBIAL ARTERY, BIFURCATION, PERCUTANEOUS APPROACH	04CQ3Z6
PX_PAD	PAD (PX)	PX10	04CQ3ZZ	EXTIRPATION OF MATTER FROM LEFT ANTERIOR TIBIAL ARTERY, PERCUTANEOUS APPROACH	04CQ3ZZ
PX_PAD	PAD (PX)	PX10	04CQ4Z6	EXTIRPATION OF MATTER FROM LEFT ANTERIOR TIBIAL ARTERY, BIFURCATION, PERCUTANEOUS ENDOSCOPIC APPROACH	04CQ4Z6
PX_PAD	PAD (PX)	PX10	04CQ4ZZ	EXTIRPATION OF MATTER FROM LEFT ANTERIOR TIBIAL ARTERY, PERCUTANEOUS ENDOSCOPIC APPROACH	04CQ4ZZ
PX_PAD	PAD (PX)	PX10	04CR0Z6	EXTIRPATION OF MATTER FROM RIGHT POSTERIOR TIBIAL ARTERY, BIFURCATION, OPEN APPROACH	04CR0Z6

Boehringer Ingelheim
Statistical and Epidemiological Analysis Plan (SEAP) for Non-Interventional Study
(NIS)
BI Study Number 1245-0228

Proprietary confidential information © 2023 Boehringer Ingelheim International GmbH or one or more of its affiliated companies

PX_PAD	PAD (PX)	PX10	04CR0ZZ	EXTIRPATION OF MATTER FROM RIGHT POSTERIOR TIBIAL ARTERY, OPEN APPROACH	04CR0ZZ
PX_PAD	PAD (PX)	PX10	04CR3Z6	EXTIRPATION OF MATTER FROM RIGHT POSTERIOR TIBIAL ARTERY, BIFURCATION, PERCUTANEOUS APPROACH	04CR3Z6
PX_PAD	PAD (PX)	PX10	04CR3ZZ	EXTIRPATION OF MATTER FROM RIGHT POSTERIOR TIBIAL ARTERY, PERCUTANEOUS APPROACH	04CR3ZZ
PX_PAD	PAD (PX)	PX10	04CR4Z6	EXTIRPATION OF MATTER FROM RIGHT POSTERIOR TIBIAL ARTERY, BIFURCATION, PERCUTANEOUS ENDOSCOPIC APPROACH	04CR4Z6
PX_PAD	PAD (PX)	PX10	04CR4ZZ	EXTIRPATION OF MATTER FROM RIGHT POSTERIOR TIBIAL ARTERY, PERCUTANEOUS ENDOSCOPIC APPROACH	04CR4ZZ
PX_PAD	PAD (PX)	PX10	04CS0Z6	EXTIRPATION OF MATTER FROM LEFT POSTERIOR TIBIAL ARTERY, BIFURCATION, OPEN APPROACH	04CS0Z6
PX_PAD	PAD (PX)	PX10	04CS0ZZ	EXTIRPATION OF MATTER FROM LEFT POSTERIOR TIBIAL ARTERY, OPEN APPROACH	04CS0ZZ
PX_PAD	PAD (PX)	PX10	04CS3Z6	EXTIRPATION OF MATTER FROM LEFT POSTERIOR TIBIAL ARTERY, BIFURCATION, PERCUTANEOUS APPROACH	04CS3Z6
PX_PAD	PAD (PX)	PX10	04CS3ZZ	EXTIRPATION OF MATTER FROM LEFT POSTERIOR TIBIAL ARTERY, PERCUTANEOUS APPROACH	04CS3ZZ
PX_PAD	PAD (PX)	PX10	04CS4Z6	EXTIRPATION OF MATTER FROM LEFT POSTERIOR TIBIAL ARTERY, BIFURCATION, PERCUTANEOUS ENDOSCOPIC APPROACH	04CS4Z6
PX_PAD	PAD (PX)	PX10	04CS4ZZ	EXTIRPATION OF MATTER FROM LEFT POSTERIOR TIBIAL ARTERY, PERCUTANEOUS ENDOSCOPIC APPROACH	04CS4ZZ
PX_PAD	PAD (PX)	PX10	04CT0Z6	EXTIRPATION OF MATTER FROM RIGHT PERONEAL ARTERY, BIFURCATION, OPEN APPROACH	04CT0Z6
PX_PAD	PAD (PX)	PX10	04CT0ZZ	EXTIRPATION OF MATTER FROM RIGHT PERONEAL ARTERY, OPEN APPROACH	04CT0ZZ
PX_PAD	PAD (PX)	PX10	04CT3Z6	EXTIRPATION OF MATTER FROM RIGHT PERONEAL ARTERY, BIFURCATION, PERCUTANEOUS APPROACH	04CT3Z6
PX_PAD	PAD (PX)	PX10	04CT3ZZ	EXTIRPATION OF MATTER FROM RIGHT PERONEAL ARTERY, PERCUTANEOUS APPROACH	04CT3ZZ
PX_PAD	PAD (PX)	PX10	04CT4Z6	EXTIRPATION OF MATTER FROM RIGHT PERONEAL ARTERY, BIFURCATION, PERCUTANEOUS ENDOSCOPIC APPROACH	04CT4Z6
PX_PAD	PAD (PX)	PX10	04CT4ZZ	EXTIRPATION OF MATTER FROM RIGHT PERONEAL ARTERY, PERCUTANEOUS ENDOSCOPIC APPROACH	04CT4ZZ
PX_PAD	PAD (PX)	PX10	04CU0Z6	EXTIRPATION OF MATTER FROM LEFT PERONEAL ARTERY, BIFURCATION, OPEN APPROACH	04CU0Z6
PX_PAD	PAD (PX)	PX10	04CU0ZZ	EXTIRPATION OF MATTER FROM LEFT PERONEAL ARTERY, OPEN APPROACH	04CU0ZZ
PX_PAD	PAD (PX)	PX10	04CU3Z6	EXTIRPATION OF MATTER FROM LEFT PERONEAL ARTERY, BIFURCATION, PERCUTANEOUS APPROACH	04CU3Z6
PX_PAD	PAD (PX)	PX10	04CU3ZZ	EXTIRPATION OF MATTER FROM LEFT PERONEAL ARTERY, PERCUTANEOUS APPROACH	04CU3ZZ
PX_PAD	PAD (PX)	PX10	04CU4Z6	EXTIRPATION OF MATTER FROM LEFT PERONEAL ARTERY, BIFURCATION, PERCUTANEOUS ENDOSCOPIC APPROACH	04CU4Z6

 Proprietary confidential information © 2023 Boehringer Ingelheim International GmbH or one or more of its affiliated companies

PX_PAD	PAD (PX)	PX10	04CU4ZZ	EXTIRPATION OF MATTER FROM LEFT PERONEAL ARTERY, PERCUTANEOUS ENDOSCOPIC APPROACH	04CU4ZZ
PX_PAD	PAD (PX)	PX10	04CV0Z6	EXTIRPATION OF MATTER FROM RIGHT FOOT ARTERY, BIFURCATION, OPEN APPROACH	04CV0Z6
PX_PAD	PAD (PX)	PX10	04CV0ZZ	EXTIRPATION OF MATTER FROM RIGHT FOOT ARTERY, OPEN APPROACH	04CV0ZZ
PX_PAD	PAD (PX)	PX10	04CV3Z6	EXTIRPATION OF MATTER FROM RIGHT FOOT ARTERY, BIFURCATION, PERCUTANEOUS APPROACH	04CV3Z6
PX_PAD	PAD (PX)	PX10	04CV3ZZ	EXTIRPATION OF MATTER FROM RIGHT FOOT ARTERY, PERCUTANEOUS APPROACH	04CV3ZZ
PX_PAD	PAD (PX)	PX10	04CV4Z6	EXTIRPATION OF MATTER FROM RIGHT FOOT ARTERY, BIFURCATION, PERCUTANEOUS ENDOSCOPIC APPROACH	04CV4Z6
PX_PAD	PAD (PX)	PX10	04CV4ZZ	EXTIRPATION OF MATTER FROM RIGHT FOOT ARTERY, PERCUTANEOUS ENDOSCOPIC APPROACH	04CV4ZZ
PX_PAD	PAD (PX)	PX10	04CW0Z6	EXTIRPATION OF MATTER FROM LEFT FOOT ARTERY, BIFURCATION, OPEN APPROACH	04CW0Z6
PX_PAD	PAD (PX)	PX10	04CW0ZZ	EXTIRPATION OF MATTER FROM LEFT FOOT ARTERY, OPEN APPROACH	04CW0ZZ
PX_PAD	PAD (PX)	PX10	04CW3Z6	EXTIRPATION OF MATTER FROM LEFT FOOT ARTERY, BIFURCATION, PERCUTANEOUS APPROACH	04CW3Z6
PX_PAD	PAD (PX)	PX10	04CW3ZZ	EXTIRPATION OF MATTER FROM LEFT FOOT ARTERY, PERCUTANEOUS APPROACH	04CW3ZZ
PX_PAD	PAD (PX)	PX10	04CW4Z6	EXTIRPATION OF MATTER FROM LEFT FOOT ARTERY, BIFURCATION, PERCUTANEOUS ENDOSCOPIC APPROACH	04CW4Z6
PX_PAD	PAD (PX)	PX10	04CW4ZZ	EXTIRPATION OF MATTER FROM LEFT FOOT ARTERY, PERCUTANEOUS ENDOSCOPIC APPROACH	04CW4ZZ
PX_PAD	PAD (PX)	PX10	04CY0Z6	EXTIRPATION OF MATTER FROM LOWER ARTERY, BIFURCATION, OPEN APPROACH	04CY0Z6
PX_PAD	PAD (PX)	PX10	04CY0ZZ	EXTIRPATION OF MATTER FROM LOWER ARTERY, OPEN APPROACH	04CY0ZZ
PX_PAD	PAD (PX)	PX10	04CY3Z6	EXTIRPATION OF MATTER FROM LOWER ARTERY, BIFURCATION, PERCUTANEOUS APPROACH	04CY3Z6
PX_PAD	PAD (PX)	PX10	04CY3ZZ	EXTIRPATION OF MATTER FROM LOWER ARTERY, PERCUTANEOUS APPROACH	04CY3ZZ
PX_PAD	PAD (PX)	PX10	04CY4Z6	EXTIRPATION OF MATTER FROM LOWER ARTERY, BIFURCATION, PERCUTANEOUS ENDOSCOPIC APPROACH	04CY4Z6
PX_PAD	PAD (PX)	PX10	04CY4ZZ	EXTIRPATION OF MATTER FROM LOWER ARTERY, PERCUTANEOUS ENDOSCOPIC APPROACH	04CY4ZZ
PX_PAD	PAD (PX)	PX10	04HC0DZ	INSERTION OF INTRALUMINAL DEVICE INTO RIGHT COMMON ILIAC ARTERY, OPEN APPROACH	04HC0DZ
PX_PAD	PAD (PX)	PX10	04HC3DZ	INSERTION OF INTRALUMINAL DEVICE INTO RIGHT COMMON ILIAC ARTERY, PERCUTANEOUS APPROACH	04HC3DZ
PX_PAD	PAD (PX)	PX10	04HC4DZ	INSERTION OF INTRALUMINAL DEVICE INTO RIGHT COMMON ILIAC ARTERY, PERCUTANEOUS ENDOSCOPIC APPROACH	04HC4DZ
PX_PAD	PAD (PX)	PX10	04HD0DZ	INSERTION OF INTRALUMINAL DEVICE INTO LEFT COMMON ILIAC ARTERY, OPEN APPROACH	04HD0DZ
PX_PAD	PAD (PX)	PX10	04HD3DZ	INSERTION OF INTRALUMINAL DEVICE INTO LEFT COMMON ILIAC ARTERY, PERCUTANEOUS APPROACH	04HD3DZ

Boehringer Ingelheim
Statistical and Epidemiological Analysis Plan (SEAP) for Non-Interventional Study
(NIS)
BI Study Number 1245-0228

Proprietary confidential information © 2023 Boehringer Ingelheim International GmbH or one or more of its affiliated companies

PX_PAD	PAD (PX)	PX10	04HD4DZ	INSERTION OF INTRALUMINAL DEVICE INTO LEFT COMMON ILIAC ARTERY, PERCUTANEOUS ENDOSCOPIC APPROACH	04HD4DZ
PX_PAD	PAD (PX)	PX10	04HE0DZ	INSERTION OF INTRALUMINAL DEVICE INTO RIGHT INTERNAL ILIAC ARTERY, OPEN APPROACH	04HE0DZ
PX_PAD	PAD (PX)	PX10	04HE3DZ	INSERTION OF INTRALUMINAL DEVICE INTO RIGHT INTERNAL ILIAC ARTERY, PERCUTANEOUS APPROACH	04HE3DZ
PX_PAD	PAD (PX)	PX10	04HE4DZ	INSERTION OF INTRALUMINAL DEVICE INTO RIGHT INTERNAL ILIAC ARTERY, PERCUTANEOUS ENDOSCOPIC APPROACH	04HE4DZ
PX_PAD	PAD (PX)	PX10	04HF0DZ	INSERTION OF INTRALUMINAL DEVICE INTO LEFT INTERNAL ILIAC ARTERY, OPEN APPROACH	04HF0DZ
PX_PAD	PAD (PX)	PX10	04HF3DZ	INSERTION OF INTRALUMINAL DEVICE INTO LEFT INTERNAL ILIAC ARTERY, PERCUTANEOUS APPROACH	04HF3DZ
PX_PAD	PAD (PX)	PX10	04HF4DZ	INSERTION OF INTRALUMINAL DEVICE INTO LEFT INTERNAL ILIAC ARTERY, PERCUTANEOUS ENDOSCOPIC APPROACH	04HF4DZ
PX_PAD	PAD (PX)	PX10	04HH0DZ	INSERTION OF INTRALUMINAL DEVICE INTO RIGHT EXTERNAL ILIAC ARTERY, OPEN APPROACH	04HH0DZ
PX_PAD	PAD (PX)	PX10	04HH3DZ	INSERTION OF INTRALUMINAL DEVICE INTO RIGHT EXTERNAL ILIAC ARTERY, PERCUTANEOUS APPROACH	04HH3DZ
PX_PAD	PAD (PX)	PX10	04HH4DZ	INSERTION OF INTRALUMINAL DEVICE INTO RIGHT EXTERNAL ILIAC ARTERY, PERCUTANEOUS ENDOSCOPIC APPROACH	04HH4DZ
PX_PAD	PAD (PX)	PX10	04HJ0DZ	INSERTION OF INTRALUMINAL DEVICE INTO LEFT EXTERNAL ILIAC ARTERY, OPEN APPROACH	04HJ0DZ
PX_PAD	PAD (PX)	PX10	04HJ3DZ	INSERTION OF INTRALUMINAL DEVICE INTO LEFT EXTERNAL ILIAC ARTERY, PERCUTANEOUS APPROACH	04HJ3DZ
PX_PAD	PAD (PX)	PX10	04HJ4DZ	INSERTION OF INTRALUMINAL DEVICE INTO LEFT EXTERNAL ILIAC ARTERY, PERCUTANEOUS ENDOSCOPIC APPROACH	04HJ4DZ
PX_PAD	PAD (PX)	PX10	04HK0DZ	INSERTION OF INTRALUMINAL DEVICE INTO RIGHT FEMORAL ARTERY, OPEN APPROACH	04HK0DZ
PX_PAD	PAD (PX)	PX10	04HK3DZ	INSERTION OF INTRALUMINAL DEVICE INTO RIGHT FEMORAL ARTERY, PERCUTANEOUS APPROACH	04HK3DZ
PX_PAD	PAD (PX)	PX10	04HK4DZ	INSERTION OF INTRALUMINAL DEVICE INTO RIGHT FEMORAL ARTERY, PERCUTANEOUS ENDOSCOPIC APPROACH	04HK4DZ
PX_PAD	PAD (PX)	PX10	04HL0DZ	INSERTION OF INTRALUMINAL DEVICE INTO LEFT FEMORAL ARTERY, OPEN APPROACH	04HL0DZ
PX_PAD	PAD (PX)	PX10	04HL3DZ	INSERTION OF INTRALUMINAL DEVICE INTO LEFT FEMORAL ARTERY, PERCUTANEOUS APPROACH	04HL3DZ
PX_PAD	PAD (PX)	PX10	04HL4DZ	INSERTION OF INTRALUMINAL DEVICE INTO LEFT FEMORAL ARTERY, PERCUTANEOUS ENDOSCOPIC APPROACH	04HL4DZ
PX_PAD	PAD (PX)	PX10	04HM0DZ	INSERTION OF INTRALUMINAL DEVICE INTO RIGHT POPLITEAL ARTERY, OPEN APPROACH	04HM0DZ
PX_PAD	PAD (PX)	PX10	04HM3DZ	INSERTION OF INTRALUMINAL DEVICE INTO RIGHT POPLITEAL ARTERY, PERCUTANEOUS APPROACH	04HM3DZ
PX_PAD	PAD (PX)	PX10	04HM4DZ	INSERTION OF INTRALUMINAL DEVICE INTO RIGHT POPLITEAL ARTERY, PERCUTANEOUS ENDOSCOPIC APPROACH	04HM4DZ
PX_PAD	PAD (PX)	PX10	04HN0DZ	INSERTION OF INTRALUMINAL DEVICE INTO LEFT POPLITEAL ARTERY, OPEN APPROACH	04HN0DZ

Boehringer Ingelheim
Statistical and Epidemiological Analysis Plan (SEAP) for Non-Interventional Study
(NIS)
BI Study Number 1245-0228

Proprietary confidential information © 2023 Boehringer Ingelheim International GmbH or one or more of its affiliated companies

PX_PAD	PAD (PX)	PX10	04HN3DZ	INSERTION OF INTRALUMINAL DEVICE INTO LEFT POPLITEAL ARTERY, PERCUTANEOUS APPROACH	04HN3DZ
PX_PAD	PAD (PX)	PX10	04HN4DZ	INSERTION OF INTRALUMINAL DEVICE INTO LEFT POPLITEAL ARTERY, PERCUTANEOUS ENDOSCOPIC APPROACH	04HN4DZ
PX_PAD	PAD (PX)	PX10	04HP0DZ	INSERTION OF INTRALUMINAL DEVICE INTO RIGHT ANTERIOR TIBIAL ARTERY, OPEN APPROACH	04HP0DZ
PX_PAD	PAD (PX)	PX10	04HP3DZ	INSERTION OF INTRALUMINAL DEVICE INTO RIGHT ANTERIOR TIBIAL ARTERY, PERCUTANEOUS APPROACH	04HP3DZ
PX_PAD	PAD (PX)	PX10	04HP4DZ	INSERTION OF INTRALUMINAL DEVICE INTO RIGHT ANTERIOR TIBIAL ARTERY, PERCUTANEOUS ENDOSCOPIC APPROACH	04HP4DZ
PX_PAD	PAD (PX)	PX10	04HQ0DZ	INSERTION OF INTRALUMINAL DEVICE INTO LEFT ANTERIOR TIBIAL ARTERY, OPEN APPROACH	04HQ0DZ
PX_PAD	PAD (PX)	PX10	04HQ3DZ	INSERTION OF INTRALUMINAL DEVICE INTO LEFT ANTERIOR TIBIAL ARTERY, PERCUTANEOUS APPROACH	04HQ3DZ
PX_PAD	PAD (PX)	PX10	04HQ4DZ	INSERTION OF INTRALUMINAL DEVICE INTO LEFT ANTERIOR TIBIAL ARTERY, PERCUTANEOUS ENDOSCOPIC APPROACH	04HQ4DZ
PX_PAD	PAD (PX)	PX10	04HR0DZ	INSERTION OF INTRALUMINAL DEVICE INTO RIGHT POSTERIOR TIBIAL ARTERY, OPEN APPROACH	04HR0DZ
PX_PAD	PAD (PX)	PX10	04HR3DZ	INSERTION OF INTRALUMINAL DEVICE INTO RIGHT POSTERIOR TIBIAL ARTERY, PERCUTANEOUS APPROACH	04HR3DZ
PX_PAD	PAD (PX)	PX10	04HR4DZ	INSERTION OF INTRALUMINAL DEVICE INTO RIGHT POSTERIOR TIBIAL ARTERY, PERCUTANEOUS ENDOSCOPIC APPROACH	04HR4DZ
PX_PAD	PAD (PX)	PX10	04HS0DZ	INSERTION OF INTRALUMINAL DEVICE INTO LEFT POSTERIOR TIBIAL ARTERY, OPEN APPROACH	04HS0DZ
PX_PAD	PAD (PX)	PX10	04HS3DZ	INSERTION OF INTRALUMINAL DEVICE INTO LEFT POSTERIOR TIBIAL ARTERY, PERCUTANEOUS APPROACH	04HS3DZ
PX_PAD	PAD (PX)	PX10	04HS4DZ	INSERTION OF INTRALUMINAL DEVICE INTO LEFT POSTERIOR TIBIAL ARTERY, PERCUTANEOUS ENDOSCOPIC APPROACH	04HS4DZ
PX_PAD	PAD (PX)	PX10	04HT0DZ	INSERTION OF INTRALUMINAL DEVICE INTO RIGHT PERONEAL ARTERY, OPEN APPROACH	04HT0DZ
PX_PAD	PAD (PX)	PX10	04HT3DZ	INSERTION OF INTRALUMINAL DEVICE INTO RIGHT PERONEAL ARTERY, PERCUTANEOUS APPROACH	04HT3DZ
PX_PAD	PAD (PX)	PX10	04HT4DZ	INSERTION OF INTRALUMINAL DEVICE INTO RIGHT PERONEAL ARTERY, PERCUTANEOUS ENDOSCOPIC APPROACH	04HT4DZ
PX_PAD	PAD (PX)	PX10	04HU0DZ	INSERTION OF INTRALUMINAL DEVICE INTO LEFT PERONEAL ARTERY, OPEN APPROACH	04HU0DZ
PX_PAD	PAD (PX)	PX10	04HU3DZ	INSERTION OF INTRALUMINAL DEVICE INTO LEFT PERONEAL ARTERY, PERCUTANEOUS APPROACH	04HU3DZ
PX_PAD	PAD (PX)	PX10	04HU4DZ	INSERTION OF INTRALUMINAL DEVICE INTO LEFT PERONEAL ARTERY, PERCUTANEOUS ENDOSCOPIC APPROACH	04HU4DZ
PX_PAD	PAD (PX)	PX10	04HV0DZ	INSERTION OF INTRALUMINAL DEVICE INTO RIGHT FOOT ARTERY, OPEN APPROACH	04HV0DZ
PX_PAD	PAD (PX)	PX10	04HV3DZ	INSERTION OF INTRALUMINAL DEVICE INTO RIGHT FOOT ARTERY, PERCUTANEOUS APPROACH	04HV3DZ
PX_PAD	PAD (PX)	PX10	04HV4DZ	INSERTION OF INTRALUMINAL DEVICE INTO RIGHT FOOT ARTERY, PERCUTANEOUS ENDOSCOPIC APPROACH	04HV4DZ

Boehringer Ingelheim
Statistical and Epidemiological Analysis Plan (SEAP) for Non-Interventional Study
(NIS)
BI Study Number 1245-0228

Proprietary confidential information © 2023 Boehringer Ingelheim International GmbH or one or more of its affiliated companies

PX_PAD	PAD (PX)	PX10	04HW0DZ	INSERTION OF INTRALUMINAL DEVICE INTO LEFT FOOT ARTERY, OPEN APPROACH	04HW0DZ
PX_PAD	PAD (PX)	PX10	04HW3DZ	INSERTION OF INTRALUMINAL DEVICE INTO LEFT FOOT ARTERY, PERCUTANEOUS APPROACH	04HW3DZ
PX_PAD	PAD (PX)	PX10	04HW4DZ	INSERTION OF INTRALUMINAL DEVICE INTO LEFT FOOT ARTERY, PERCUTANEOUS ENDOSCOPIC APPROACH	04HW4DZ
PX_PAD	PAD (PX)	PX10	04HY0DZ	INSERTION OF INTRALUMINAL DEVICE INTO LOWER ARTERY, OPEN APPROACH	04HY0DZ
PX_PAD	PAD (PX)	PX10	04HY3DZ	INSERTION OF INTRALUMINAL DEVICE INTO LOWER ARTERY, PERCUTANEOUS APPROACH	04HY3DZ
PX_PAD	PAD (PX)	PX10	04HY4DZ	INSERTION OF INTRALUMINAL DEVICE INTO LOWER ARTERY, PERCUTANEOUS ENDOSCOPIC APPROACH	04HY4DZ
PX_PAD	PAD (PX)	PX10	04NC0ZZ	RELEASE RIGHT COMMON ILIAC ARTERY, OPEN APPROACH	04NC0ZZ
PX_PAD	PAD (PX)	PX10	04NC3ZZ	RELEASE RIGHT COMMON ILIAC ARTERY, PERCUTANEOUS APPROACH	04NC3ZZ
PX_PAD	PAD (PX)	PX10	04NC4ZZ	RELEASE RIGHT COMMON ILIAC ARTERY, PERCUTANEOUS ENDOSCOPIC APPROACH	04NC4ZZ
PX_PAD	PAD (PX)	PX10	04ND0ZZ	RELEASE LEFT COMMON ILIAC ARTERY, OPEN APPROACH	04ND0ZZ
PX_PAD	PAD (PX)	PX10	04ND3ZZ	RELEASE LEFT COMMON ILIAC ARTERY, PERCUTANEOUS APPROACH	04ND3ZZ
PX_PAD	PAD (PX)	PX10	04ND4ZZ	RELEASE LEFT COMMON ILIAC ARTERY, PERCUTANEOUS ENDOSCOPIC APPROACH	04ND4ZZ
PX_PAD	PAD (PX)	PX10	04NE0ZZ	RELEASE RIGHT INTERNAL ILIAC ARTERY, OPEN APPROACH	04NE0ZZ
PX_PAD	PAD (PX)	PX10	04NE3ZZ	RELEASE RIGHT INTERNAL ILIAC ARTERY, PERCUTANEOUS APPROACH	04NE3ZZ
PX_PAD	PAD (PX)	PX10	04NE4ZZ	RELEASE RIGHT INTERNAL ILIAC ARTERY, PERCUTANEOUS ENDOSCOPIC APPROACH	04NE4ZZ
PX_PAD	PAD (PX)	PX10	04NF0ZZ	RELEASE LEFT INTERNAL ILIAC ARTERY, OPEN APPROACH	04NF0ZZ
PX_PAD	PAD (PX)	PX10	04NF3ZZ	RELEASE LEFT INTERNAL ILIAC ARTERY, PERCUTANEOUS APPROACH	04NF3ZZ
PX_PAD	PAD (PX)	PX10	04NF4ZZ	RELEASE LEFT INTERNAL ILIAC ARTERY, PERCUTANEOUS ENDOSCOPIC APPROACH	04NF4ZZ
PX_PAD	PAD (PX)	PX10	04NH0ZZ	RELEASE RIGHT EXTERNAL ILIAC ARTERY, OPEN APPROACH	04NH0ZZ
PX_PAD	PAD (PX)	PX10	04NH3ZZ	RELEASE RIGHT EXTERNAL ILIAC ARTERY, PERCUTANEOUS APPROACH	04NH3ZZ
PX_PAD	PAD (PX)	PX10	04NH4ZZ	RELEASE RIGHT EXTERNAL ILIAC ARTERY, PERCUTANEOUS ENDOSCOPIC APPROACH	04NH4ZZ
PX_PAD	PAD (PX)	PX10	04NJ0ZZ	RELEASE LEFT EXTERNAL ILIAC ARTERY, OPEN APPROACH	04NJ0ZZ
PX_PAD	PAD (PX)	PX10	04NJ3ZZ	RELEASE LEFT EXTERNAL ILIAC ARTERY, PERCUTANEOUS APPROACH	04NJ3ZZ
PX_PAD	PAD (PX)	PX10	04NJ4ZZ	RELEASE LEFT EXTERNAL ILIAC ARTERY, PERCUTANEOUS ENDOSCOPIC APPROACH	04NJ4ZZ
PX_PAD	PAD (PX)	PX10	04NK0ZZ	RELEASE RIGHT FEMORAL ARTERY, OPEN APPROACH	04NK0ZZ
PX_PAD	PAD (PX)	PX10	04NK3ZZ	RELEASE RIGHT FEMORAL ARTERY, PERCUTANEOUS APPROACH	04NK3ZZ
PX_PAD	PAD (PX)	PX10	04NK4ZZ	RELEASE RIGHT FEMORAL ARTERY, PERCUTANEOUS ENDOSCOPIC APPROACH	04NK4ZZ
PX_PAD	PAD (PX)	PX10	04NL0ZZ	RELEASE LEFT FEMORAL ARTERY, OPEN APPROACH	04NL0ZZ
PX_PAD	PAD (PX)	PX10	04NL3ZZ	RELEASE LEFT FEMORAL ARTERY, PERCUTANEOUS APPROACH	04NL3ZZ
PX_PAD	PAD (PX)	PX10	04NL4ZZ	RELEASE LEFT FEMORAL ARTERY, PERCUTANEOUS ENDOSCOPIC APPROACH	04NL4ZZ

Boehringer Ingelheim
Statistical and Epidemiological Analysis Plan (SEAP) for Non-Interventional Study
(NIS)
BI Study Number 1245-0228

Proprietary confidential information © 2023 Boehringer Ingelheim International GmbH or one or more of its affiliated companies

PX_PAD	PAD (PX)	PX10	04NM0ZZ	RELEASE RIGHT POPLITEAL ARTERY, OPEN APPROACH	04NM0ZZ
PX_PAD	PAD (PX)	PX10	04NM3ZZ	RELEASE RIGHT POPLITEAL ARTERY, PERCUTANEOUS APPROACH	04NM3ZZ
PX_PAD	PAD (PX)	PX10	04NM4ZZ	RELEASE RIGHT POPLITEAL ARTERY, PERCUTANEOUS ENDOSCOPIC APPROACH	04NM4ZZ
PX_PAD	PAD (PX)	PX10	04NN0ZZ	RELEASE LEFT POPLITEAL ARTERY, OPEN APPROACH	04NN0ZZ
PX_PAD	PAD (PX)	PX10	04NN3ZZ	RELEASE LEFT POPLITEAL ARTERY, PERCUTANEOUS APPROACH	04NN3ZZ
PX_PAD	PAD (PX)	PX10	04NN4ZZ	RELEASE LEFT POPLITEAL ARTERY, PERCUTANEOUS ENDOSCOPIC APPROACH	04NN4ZZ
PX_PAD	PAD (PX)	PX10	04NP0ZZ	RELEASE RIGHT ANTERIOR TIBIAL ARTERY, OPEN APPROACH	04NP0ZZ
PX_PAD	PAD (PX)	PX10	04NP3ZZ	RELEASE RIGHT ANTERIOR TIBIAL ARTERY, PERCUTANEOUS APPROACH	04NP3ZZ
PX_PAD	PAD (PX)	PX10	04NP4ZZ	RELEASE RIGHT ANTERIOR TIBIAL ARTERY, PERCUTANEOUS ENDOSCOPIC APPROACH	04NP4ZZ
PX_PAD	PAD (PX)	PX10	04NQ0ZZ	RELEASE LEFT ANTERIOR TIBIAL ARTERY, OPEN APPROACH	04NQ0ZZ
PX_PAD	PAD (PX)	PX10	04NQ3ZZ	RELEASE LEFT ANTERIOR TIBIAL ARTERY, PERCUTANEOUS APPROACH	04NQ3ZZ
PX_PAD	PAD (PX)	PX10	04NQ4ZZ	RELEASE LEFT ANTERIOR TIBIAL ARTERY, PERCUTANEOUS ENDOSCOPIC APPROACH	04NQ4ZZ
PX_PAD	PAD (PX)	PX10	04NR0ZZ	RELEASE RIGHT POSTERIOR TIBIAL ARTERY, OPEN APPROACH	04NR0ZZ
PX_PAD	PAD (PX)	PX10	04NR3ZZ	RELEASE RIGHT POSTERIOR TIBIAL ARTERY, PERCUTANEOUS APPROACH	04NR3ZZ
PX_PAD	PAD (PX)	PX10	04NR4ZZ	RELEASE RIGHT POSTERIOR TIBIAL ARTERY, PERCUTANEOUS ENDOSCOPIC APPROACH	04NR4ZZ
PX_PAD	PAD (PX)	PX10	04NS0ZZ	RELEASE LEFT POSTERIOR TIBIAL ARTERY, OPEN APPROACH	04NS0ZZ
PX_PAD	PAD (PX)	PX10	04NS3ZZ	RELEASE LEFT POSTERIOR TIBIAL ARTERY, PERCUTANEOUS APPROACH	04NS3ZZ
PX_PAD	PAD (PX)	PX10	04NS4ZZ	RELEASE LEFT POSTERIOR TIBIAL ARTERY, PERCUTANEOUS ENDOSCOPIC APPROACH	04NS4ZZ
PX_PAD	PAD (PX)	PX10	04NT0ZZ	RELEASE RIGHT PERONEAL ARTERY, OPEN APPROACH	04NT0ZZ
PX_PAD	PAD (PX)	PX10	04NT3ZZ	RELEASE RIGHT PERONEAL ARTERY, PERCUTANEOUS APPROACH	04NT3ZZ
PX_PAD	PAD (PX)	PX10	04NT4ZZ	RELEASE RIGHT PERONEAL ARTERY, PERCUTANEOUS ENDOSCOPIC APPROACH	04NT4ZZ
PX_PAD	PAD (PX)	PX10	04NU0ZZ	RELEASE LEFT PERONEAL ARTERY, OPEN APPROACH	04NU0ZZ
PX_PAD	PAD (PX)	PX10	04NU3ZZ	RELEASE LEFT PERONEAL ARTERY, PERCUTANEOUS APPROACH	04NU3ZZ
PX_PAD	PAD (PX)	PX10	04NU4ZZ	RELEASE LEFT PERONEAL ARTERY, PERCUTANEOUS ENDOSCOPIC APPROACH	04NU4ZZ
PX_PAD	PAD (PX)	PX10	04NV0ZZ	RELEASE RIGHT FOOT ARTERY, OPEN APPROACH	04NV0ZZ
PX_PAD	PAD (PX)	PX10	04NV3ZZ	RELEASE RIGHT FOOT ARTERY, PERCUTANEOUS APPROACH	04NV3ZZ
PX_PAD	PAD (PX)	PX10	04NV4ZZ	RELEASE RIGHT FOOT ARTERY, PERCUTANEOUS ENDOSCOPIC APPROACH	04NV4ZZ
PX_PAD	PAD (PX)	PX10	04NW0ZZ	RELEASE LEFT FOOT ARTERY, OPEN APPROACH	04NW0ZZ
PX_PAD	PAD (PX)	PX10	04NW3ZZ	RELEASE LEFT FOOT ARTERY, PERCUTANEOUS APPROACH	04NW3ZZ
PX_PAD	PAD (PX)	PX10	04NW4ZZ	RELEASE LEFT FOOT ARTERY, PERCUTANEOUS ENDOSCOPIC APPROACH	04NW4ZZ
PX_PAD	PAD (PX)	PX10	04NY0ZZ	RELEASE LOWER ARTERY, OPEN APPROACH	04NY0ZZ
PX_PAD	PAD (PX)	PX10	04NY3ZZ	RELEASE LOWER ARTERY, PERCUTANEOUS APPROACH	04NY3ZZ

Boehringer Ingelheim
Statistical and Epidemiological Analysis Plan (SEAP) for Non-Interventional Study
(NIS)
BI Study Number 1245-0228

Proprietary confidential information © 2023 Boehringer Ingelheim International GmbH or one or more of its affiliated companies

PX_PAD	PAD (PX)	PX10	04NY4ZZ	RELEASE LOWER ARTERY, PERCUTANEOUS ENDOSCOPIC APPROACH	04NY4ZZ
PX_PAD	PAD (PX)	PXCH	35256	REPAIR OF BLOOD VESSEL OF LEG WITH VEIN GRAFT	35256
PX_PAD	PAD (PX)	PXCH	35286	REPAIR OF BLOOD VESSEL OF LEG WITH GRAFT	35286
PX_PAD	PAD (PX)	PXCH	35351	REMOVAL OF BLOOD CLOT AND PORTION OF ARTERY OF GROIN	35351
PX_PAD	PAD (PX)	PXCH	35355	REMOVAL OF BLOOD CLOT AND PORTION OF ARTERY OF UPPER THIGH, ILIOFEMORAL	35355
PX_PAD	PAD (PX)	PXCH	35361	REMOVAL OF BLOOD CLOT AND PORTION OF ARTERY OF ABDOMINAL AORTA AND GROIN ARTERY	35361
PX_PAD	PAD (PX)	PXCH	35363	REMOVAL OF BLOOD CLOT AND PORTION OF ARTERY OF ABDOMINAL AORTA AND UPPER THIGH ARTERY	35363
PX_PAD	PAD (PX)	PXCH	35371	REMOVAL OF BLOOD CLOT AND PORTION OF ARTERY OF UPPER THIGH ARTERY, COMMON	35371
PX_PAD	PAD (PX)	PXCH	35372	REMOVAL OF BLOOD CLOT AND PORTION OF ARTERY OF UPPER THIGH ARTERY, DEEP	35372
PX_PAD	PAD (PX)	PXCH	35381	THROMBOENDARTERECTOMY, WITH OR WITHOUT PATCH GRAFT; FEMORAL AND/OR POPLITEAL, AND/OR TIBIOPERONEAL	35381
PX_PAD	PAD (PX)	PXCH	35454	TRANSLUMINAL BALLOON ANGIOPLASTY, OPEN; ILIAC	35454
PX_PAD	PAD (PX)	PXCH	35456	TRANSLUMINAL BALLOON ANGIOPLASTY, OPEN; FEMORAL-POPLITEAL	35456
PX_PAD	PAD (PX)	PXCH	35459	TRANSLUMINAL BALLOON ANGIOPLASTY, OPEN; TIBIOPERONEAL TRUNK AND BRANCHES	35459
PX_PAD	PAD (PX)	PXCH	35470	TRANSLUMINAL BALLOON ANGIOPLASTY, PERCUTANEOUS; TIBIOPERONEAL TRUNK OR BRANCHES, EACH VESSEL	35470
PX_PAD	PAD (PX)	PXCH	35473	TRANSLUMINAL BALLOON ANGIOPLASTY, PERCUTANEOUS; ILIAC	35473
PX_PAD	PAD (PX)	PXCH	35474	TRANSLUMINAL BALLOON ANGIOPLASTY, PERCUTANEOUS; FEMORAL-POPLITEAL	35474
PX_PAD	PAD (PX)	PXCH	35482	TRANSLUMINAL PERIPHERAL ATHERECTOMY, OPEN; ILIAC	35482
PX_PAD	PAD (PX)	PXCH	35483	TRANSLUMINAL PERIPHERAL ATHERECTOMY, OPEN; FEMORAL-POPLITEAL	35483
PX_PAD	PAD (PX)	PXCH	35484	TRANSLUMINAL PERIPHERAL ATHERECTOMY, OPEN; BRACHIOCEPHALIC TRUNK OR BRANCHES, EACH VESSEL	35484
PX_PAD	PAD (PX)	PXCH	35485	TRANSLUMINAL PERIPHERAL ATHERECTOMY, OPEN; TIBIOPERONEAL TRUNK AND BRANCHES	35485
PX_PAD	PAD (PX)	PXCH	35492	TRANSLUMINAL PERIPHERAL ATHERECTOMY, PERCUTANEOUS; ILIAC	35492
PX_PAD	PAD (PX)	PXCH	35493	TRANSLUMINAL PERIPHERAL ATHERECTOMY, PERCUTANEOUS; FEMORAL-POPLITEAL	35493
PX_PAD	PAD (PX)	PXCH	35494	TRANSLUMINAL PERIPHERAL ATHERECTOMY, PERCUTANEOUS; BRACHIOCEPHALIC TRUNK OR BRANCHES, EACH VESSEL	35494
PX_PAD	PAD (PX)	PXCH	35495	TRANSLUMINAL PERIPHERAL ATHERECTOMY, PERCUTANEOUS; TIBIOPERONEAL TRUNK AND BRANCHES	35495
PX_PAD	PAD (PX)	PXCH	35521	BYPASS OF DISEASED OR BLOCKED ARTERY (ARM TO UPPER LEG ARTERY), WITH VEIN	35521
PX_PAD	PAD (PX)	PXCH	35533	BYPASS OF DISEASED OR BLOCKED ARTERY (ARM TO UPPER LEG AND OPPOSITE LEG ARTERY), WITH VEIN	35533
PX_PAD	PAD (PX)	PXCH	35541	BYPASS GRAFT, WITH VEIN; AORTOILIAC OR BI-ILIAC	35541
PX_PAD	PAD (PX)	PXCH	35546	BYPASS GRAFT, WITH VEIN; AORTOFEMORAL OR BIFEMORAL	35546

Boehringer Ingelheim
Statistical and Epidemiological Analysis Plan (SEAP) for Non-Interventional Study
(NIS)
BI Study Number 1245-0228

Proprietary confidential information © 2023 Boehringer Ingelheim International GmbH or one or more of its affiliated companies

PX_PAD	PAD (PX)	PXCH	35548	BYPASS GRAFT, WITH VEIN; AORTOILIOFEMORAL, UNILATERAL	35548
PX_PAD	PAD (PX)	PXCH	35549	BYPASS GRAFT, WITH VEIN; AORTOILIOFEMORAL, BILATERAL	35549
PX_PAD	PAD (PX)	PXCH	35551	BYPASS GRAFT, WITH VEIN; AORTOFEMORAL-POPLITEAL	35551
PX_PAD	PAD (PX)	PXCH	35556	BYPASS OF DISEASED OR BLOCKED ARTERY (UPPER TO LOWER LEG ARTERY), WITH VEIN	35556
PX_PAD	PAD (PX)	PXCH	35558	BYPASS OF DISEASED OR BLOCKED ARTERY (UPPER LEG TO OPPOSITE UPPER LEG ARTERY), WITH VEIN	35558
PX_PAD	PAD (PX)	PXCH	35560	BYPASS OF DISEASED OR BLOCKED ARTERY (AORTA TO KIDNEY ARTERY), WITH VEIN	35560
PX_PAD	PAD (PX)	PXCH	35563	BYPASS OF DISEASED OR BLOCKED ARTERY (GROIN TO OPPOSITE GROIN ARTERY), WITH VEIN	35563
PX_PAD	PAD (PX)	PXCH	35565	BYPASS OF DISEASED OR BLOCKED ARTERY (GROIN TO UPPER LEG ARTERY), WITH VEIN	35565
PX_PAD	PAD (PX)	PXCH	35566	BYPASS OF DISEASED OR BLOCKED ARTERY (UPPER LEG TO LOWER LEG ARTERY), WITH VEIN	35566
PX_PAD	PAD (PX)	PXCH	35570	BYPASS OF DISEASED OR BLOCKED ARTERY (LOWER LEG TO OPPOSITE LOWER LEG ARTERY), WITH VEIN	35570
PX_PAD	PAD (PX)	PXCH	35571	BYPASS OF DISEASED OR BLOCKED ARTERY (LOWER LEG TO LOWER LEG ARTERY), WITH VEIN	35571
PX_PAD	PAD (PX)	PXCH	35582		35582
PX_PAD	PAD (PX)	PXCH	35583	BYPASS OF DISEASED OR BLOCKED ARTERY BY INSERTION OF VEIN GRAFT FROM ARTERY OF THIGH TO ARTERY OF KNEE (FEMORAL-POPLITEAL BYPASS)	35583
PX_PAD	PAD (PX)	PXCH	35585	BYPASS OF DISEASED OR BLOCKED ARTERY BY INSERTION OF VEIN GRAFT FROM ARTERY OF THIGH TO ARTERY OF LOWER LEG (FEMORAL-ANTERIOR TIBIAL, POSTERIOR TIBIAL, OR PERONEAL ARTERY BYPASS)	35585
PX_PAD	PAD (PX)	PXCH	35587	BYPASS OF DISEASED OR BLOCKED ARTERY BY INSERTION OF VEIN GRAFT FROM ARTERY OF KNEE TO ARTERY OF LOWER LEG (POPLITEAL-TIBIAL OR PERONEAL ARTERY BYPASS)	35587
PX_PAD	PAD (PX)	PXCH	35621	BYPASS OF DISEASED OR BLOCKED ARTERY (ARM TO CHEST ARTERY), OTHER THAN VEIN	35621
PX_PAD	PAD (PX)	PXCH	35623	BYPASS OF DISEASED OR BLOCKED ARTERY (ARM TO LOWER LEG ARTERY), OTHER THAN VEIN	35623
PX_PAD	PAD (PX)	PXCH	35637	BYPASS OF DISEASED OR BLOCKED ARTERY (AORTA TO GROIN ARTERY), OTHER THAN VEIN	35637
PX_PAD	PAD (PX)	PXCH	35638	BYPASS OF DISEASED OR BLOCKED ARTERY (AORTA TO GROIN TO OPPOSITE GROIN ARTERY), OTHER THAN VEIN	35638
PX_PAD	PAD (PX)	PXCH	35641	BYPASS GRAFT, WITH OTHER THAN VEIN; AORTOILIAC OR BI-ILIAC	35641
PX_PAD	PAD (PX)	PXCH	35646	BYPASS OF DISEASED OR BLOCKED ARTERY (AORTA TO UPPER LEG AND OPPOSITE UPPER LEG ARTERY), OTHER THAN VEIN	35646
PX_PAD	PAD (PX)	PXCH	35647	BYPASS OF DISEASED OR BLOCKED ARTERY (AORTA TO UPPER LEG ARTERY), OTHER THAN VEIN	35647
PX_PAD	PAD (PX)	PXCH	35650	BYPASS OF DISEASED OR BLOCKED ARTERY (UNDER ARM TO OPPOSITE ARM ARTERY), OTHER THAN VEIN	35650

Boehringer Ingelheim
Statistical and Epidemiological Analysis Plan (SEAP) for Non-Interventional Study
(NIS)
BI Study Number 1245-0228

Proprietary confidential information © 2023 Boehringer Ingelheim International GmbH or one or more of its affiliated companies

PX_PAD	PAD (PX)	PXCH	35654	BYPASS OF DISEASED OR BLOCKED ARTERY (ARM TO BOTH LOWER THIGH ARTERIES), OTHER THAN VEIN	35654
PX_PAD	PAD (PX)	PXCH	35656	BYPASS OF DISEASED OR BLOCKED ARTERY (UPPER LEG TO LOWER THIGH ARTERY), OTHER THAN VEIN	35656
PX_PAD	PAD (PX)	PXCH	35661	BYPASS OF DISEASED OR BLOCKED ARTERY (UPPER LEG TO OPPOSITE UPPER LEG ARTERY), OTHER THAN VEIN	35661
PX_PAD	PAD (PX)	PXCH	35663	BYPASS OF DISEASED OR BLOCKED ARTERY (GROIN TO OPPOSITE GROIN ARTERY), OTHER THAN VEIN	35663
PX_PAD	PAD (PX)	PXCH	35665	BYPASS ON DISEASED OR BLOCKED GROIN TO UPPER LEG ARTERY, OTHER THAN VEIN	35665
PX_PAD	PAD (PX)	PXCH	35666	BYPASS OF DISEASED OR BLOCKED ARTERY (UPPER LEG TO LOWER LEG ARTERIES), OTHER THAN VEIN	35666
PX_PAD	PAD (PX)	PXCH	35671	BYPASS OF DISEASED OR BLOCKED ARTERY (KNEE TO LOWER LEG ARTERIES), OTHER THAN VEIN	35671
PX_PAD	PAD (PX)	PXCH	35681	BYPASS OF DISEASED OR BLOCKED ARTERY, COMPOSITE	35681
PX_PAD	PAD (PX)	PXCH	35682	BYPASS OF DISEASED OR BLOCKED ARTERY, COMPOSITE, 2 VEINS	35682
PX_PAD	PAD (PX)	PXCH	35683	BYPASS OF DISEASED OR BLOCKED ARTERY, COMPOSITE, 3 OR MORE VEINS	35683
PX_PAD	PAD (PX)	PXCH	35879	REVISION OF ARTERIAL BYPASS OF LEG WITH PLACEMENT OF VEIN PATCH, OPEN PROCEDURE	35879
PX_PAD	PAD (PX)	PXCH	37207	INSERTION OF STENT IN BLOOD VESSEL VIA CATHETER	37207
PX_PAD	PAD (PX)	PXCH	37208	INSERTION OF STENT IN BLOOD VESSEL VIA CATHETER	37208
PX_PAD	PAD (PX)	PXCH	37220	BALLOON DILATION OF ARTERY IN ONE SIDE OF GROIN, ENDOVASCULAR, ACCESSED THROUGH THE SKIN OR OPEN PROCEDURE	37220
PX_PAD	PAD (PX)	PXCH	37221	INSERTION OF STENTS IN ARTERY IN ONE SIDE OF GROIN, ENDOVASCULAR, ACCESSED THROUGH THE SKIN OR OPEN PROCEDURE	37221
PX_PAD	PAD (PX)	PXCH	37222	BALLOON DILATION OF GROIN ARTERY, ENDOVASCULAR, OPEN, OR PERCUTANEOUS APPROACH	37222
PX_PAD	PAD (PX)	PXCH	37223	INSERTION OF STENTS INTO GROIN ARTERY, ENDOVASCULAR, ACCESSED THROUGH THE SKIN OR OPEN PROCEDURE	37223
PX_PAD	PAD (PX)	PXCH	37224	BALLOON DILATION OF ARTERIES IN ONE LEG, ENDOVASCULAR, ACCESSED THROUGH THE SKIN OR OPEN PROCEDURE	37224
PX_PAD	PAD (PX)	PXCH	37225	REMOVAL OF PLAQUE IN ARTERIES IN ONE LEG, ENDOVASCULAR, ACCESSED THROUGH THE SKIN OR OPEN PROCEDURE	37225
PX_PAD	PAD (PX)	PXCH	37226	INSERTION OF STENTS INTO ARTERIES IN ONE LEG, ENDOVASCULAR, ACCESSED THROUGH THE SKIN OR OPEN PROCEDURE	37226
PX_PAD	PAD (PX)	PXCH	37227	REMOVAL OF PLAQUE AND INSERTION OF STENTS INTO ARTERIES IN ONE LEG, ENDOVASCULAR, ACCESSED THROUGH THE SKIN OR OPEN PROCEDURE	37227
PX_PAD	PAD (PX)	PXCH	37228	BALLOON DILATION OF ARTERY OF ONE LEG, ENDOVASCULAR, ACCESSED THROUGH THE SKIN OR OPEN PROCEDURE	37228
PX_PAD	PAD (PX)	PXCH	37229	REMOVAL OF PLAQUE IN ARTERY IN ONE LEG, ENDOVASCULAR, ACCESSED THROUGH THE SKIN OR OPEN PROCEDURE	37229

Boehringer Ingelheim
Statistical and Epidemiological Analysis Plan (SEAP) for Non-Interventional Study
(NIS)
BI Study Number 1245-0228

Proprietary confidential information © 2023 Boehringer Ingelheim International GmbH or one or more of its affiliated companies

PX_PAD	PAD (PX)	PXCH	37230	INSERTION OF STENTS INTO ARTERY IN ONE LEG, ENDOVASCULAR, ACCESSED THROUGH THE SKIN OR OPEN PROCEDURE	37230
PX_PAD	PAD (PX)	PXCH	37231	REMOVAL OF PLAQUE AND INSERTION OF STENTS INTO ARTERY IN ONE LEG, ENDOVASCULAR, ACCESSED THROUGH THE SKIN OR OPEN PROCEDURE	37231
PX_PAD	PAD (PX)	PXCH	37232	BALLOON DILATION OF ARTERY IN ONE LEG, ENDOVASCULAR, ACCESSED THROUGH THE SKIN OR OPEN PROCEDURE	37232
PX_PAD	PAD (PX)	PXCH	37233	REMOVAL OF PLAQUE IN ARTERY IN ONE LEG, ENDOVASCULAR, ACCESSED THROUGH THE SKIN OR OPEN PROCEDURE, EACH ADDITIONAL VESSEL	37233
PX_PAD	PAD (PX)	PXCH	37234	INSERTION OF STENTS INTO ARTERY IN ONE LEG, ENDOVASCULAR, ACCESSED THROUGH THE SKIN OR OPEN PROCEDURE, EACH ADDITIONAL VESSEL	37234
PX_PAD	PAD (PX)	PXCH	37235	REMOVAL OF PLAQUE AND INSERTION OF STENTS INTO ARTERY IN ONE LEG, ENDOVASCULAR, ACCESSED THROUGH THE SKIN OR OPEN PROCEDURE, EACH ADDITIONAL VESSEL	37235
PX_PCI	CORONARY REVASCULARIZATION, PCI (PX)	PX09	00.66	PERCUTANEOUS TRANSLUMINAL CORONARY ANGIOPLASTY [PTCA]	66
PX_PCI	CORONARY REVASCULARIZATION, PCI (PX)	PX09	17.55	TRANSLUMINAL CORONARY ATHERECTOMY	1755
PX_PCI	CORONARY REVASCULARIZATION, PCI (PX)	PX09	36.01		3601
PX_PCI	CORONARY REVASCULARIZATION, PCI (PX)	PX09	36.02		3602
PX_PCI	CORONARY REVASCULARIZATION, PCI (PX)	PX09	36.05		3605
PX_PCI	CORONARY REVASCULARIZATION, PCI (PX)	PX09	36.06	INSERTION OF NON-DRUG-ELUTING CORONARY ARTERY STENT(S)	3606
PX_PCI	CORONARY REVASCULARIZATION, PCI (PX)	PX09	36.07	INSERTION OF DRUG-ELUTING CORONARY ARTERY STENT(S)	3607
PX_PCI	CORONARY REVASCULARIZATION, PCI (PX)	PX09	36.09	OTHER REMOVAL OF CORONARY ARTERY OBSTRUCTION	3609
PX_PCI	CORONARY REVASCULARIZATION, PCI (PX)	PX10	0270346	DILATION OF CORONARY ARTERY, ONE ARTERY, BIFURCATION, WITH DRUG-ELUTING INTRALUMINAL DEVICE, PERCUTANEOUS APPROACH	270346
PX_PCI	CORONARY REVASCULARIZATION, PCI (PX)	PX10	027034Z	DILATION OF CORONARY ARTERY, ONE ARTERY WITH DRUG-ELUTING INTRALUMINAL DEVICE, PERCUTANEOUS APPROACH	027034Z
PX_PCI	CORONARY REVASCULARIZATION, PCI (PX)	PX10	0270356	DILATION OF CORONARY ARTERY, ONE ARTERY, BIFURCATION, WITH TWO DRUG-ELUTING INTRALUMINAL DEVICES, PERCUTANEOUS APPROACH	270356
PX_PCI	CORONARY REVASCULARIZATION, PCI (PX)	PX10	027035Z	DILATION OF CORONARY ARTERY, ONE ARTERY WITH TWO DRUG-ELUTING INTRALUMINAL DEVICES, PERCUTANEOUS APPROACH	027035Z

Boehringer Ingelheim
Statistical and Epidemiological Analysis Plan (SEAP) for Non-Interventional Study
(NIS)
BI Study Number 1245-0228

Proprietary confidential information © 2023 Boehringer Ingelheim International GmbH or one or more of its affiliated companies

PX_PCI	CORONARY REVASCULARIZATION, PCI (PX)	PX10	0270366	DILATION OF CORONARY ARTERY, ONE ARTERY, BIFURCATION, WITH THREE DRUG-ELUTING INTRALUMINAL DEVICES, PERCUTANEOUS APPROACH	270366
PX_PCI	CORONARY REVASCULARIZATION, PCI (PX)	PX10	027036Z	DILATION OF CORONARY ARTERY, ONE ARTERY WITH THREE DRUG-ELUTING INTRALUMINAL DEVICES, PERCUTANEOUS APPROACH	027036Z
PX_PCI	CORONARY REVASCULARIZATION, PCI (PX)	PX10	0270376	DILATION OF CORONARY ARTERY, ONE ARTERY, BIFURCATION, WITH FOUR OR MORE DRUG-ELUTING INTRALUMINAL DEVICES, PERCUTANEOUS APPROACH	270376
PX_PCI	CORONARY REVASCULARIZATION, PCI (PX)	PX10	027037Z	DILATION OF CORONARY ARTERY, ONE ARTERY WITH FOUR OR MORE DRUG-ELUTING INTRALUMINAL DEVICES, PERCUTANEOUS APPROACH	027037Z
PX_PCI	CORONARY REVASCULARIZATION, PCI (PX)	PX10	02703D6	DILATION OF CORONARY ARTERY, ONE ARTERY, BIFURCATION, WITH INTRALUMINAL DEVICE, PERCUTANEOUS APPROACH	02703D6
PX_PCI	CORONARY REVASCULARIZATION, PCI (PX)	PX10	02703DZ	DILATION OF CORONARY ARTERY, ONE ARTERY WITH INTRALUMINAL DEVICE, PERCUTANEOUS APPROACH	02703DZ
PX_PCI	CORONARY REVASCULARIZATION, PCI (PX)	PX10	02703E6	DILATION OF CORONARY ARTERY, ONE ARTERY, BIFURCATION, WITH TWO INTRALUMINAL DEVICES, PERCUTANEOUS APPROACH	2703000000
PX_PCI	CORONARY REVASCULARIZATION, PCI (PX)	PX10	02703EZ	DILATION OF CORONARY ARTERY, ONE ARTERY WITH TWO INTRALUMINAL DEVICES, PERCUTANEOUS APPROACH	02703EZ
PX_PCI	CORONARY REVASCULARIZATION, PCI (PX)	PX10	02703F6	DILATION OF CORONARY ARTERY, ONE ARTERY, BIFURCATION, WITH THREE INTRALUMINAL DEVICES, PERCUTANEOUS APPROACH	02703F6
PX_PCI	CORONARY REVASCULARIZATION, PCI (PX)	PX10	02703FZ	DILATION OF CORONARY ARTERY, ONE ARTERY WITH THREE INTRALUMINAL DEVICES, PERCUTANEOUS APPROACH	02703FZ
PX_PCI	CORONARY REVASCULARIZATION, PCI (PX)	PX10	02703G6	DILATION OF CORONARY ARTERY, ONE ARTERY, BIFURCATION, WITH FOUR OR MORE INTRALUMINAL DEVICES, PERCUTANEOUS APPROACH	02703G6
PX_PCI	CORONARY REVASCULARIZATION, PCI (PX)	PX10	02703GZ	DILATION OF CORONARY ARTERY, ONE ARTERY WITH FOUR OR MORE INTRALUMINAL DEVICES, PERCUTANEOUS APPROACH	02703GZ
PX_PCI	CORONARY REVASCULARIZATION, PCI (PX)	PX10	02703T6	DILATION OF CORONARY ARTERY, ONE ARTERY, BIFURCATION, WITH RADIOACTIVE INTRALUMINAL DEVICE, PERCUTANEOUS APPROACH	02703T6
PX_PCI	CORONARY REVASCULARIZATION, PCI (PX)	PX10	02703TZ	DILATION OF CORONARY ARTERY, ONE ARTERY WITH RADIOACTIVE INTRALUMINAL DEVICE, PERCUTANEOUS APPROACH	02703TZ
PX_PCI	CORONARY REVASCULARIZATION, PCI (PX)	PX10	02703Z6	DILATION OF CORONARY ARTERY, ONE ARTERY, BIFURCATION, PERCUTANEOUS APPROACH	02703Z6
PX_PCI	CORONARY REVASCULARIZATION, PCI (PX)	PX10	02703ZZ	DILATION OF CORONARY ARTERY, ONE ARTERY, PERCUTANEOUS APPROACH	02703ZZ
PX_PCI	CORONARY REVASCULARIZATION, PCI (PX)	PX10	0270446	DILATION OF CORONARY ARTERY, ONE ARTERY, BIFURCATION, WITH DRUG-ELUTING INTRALUMINAL DEVICE, PERCUTANEOUS ENDOSCOPIC APPROACH	270446
PX_PCI	CORONARY REVASCULARIZATION, PCI (PX)	PX10	027044Z	DILATION OF CORONARY ARTERY, ONE ARTERY WITH DRUG-ELUTING INTRALUMINAL DEVICE, PERCUTANEOUS ENDOSCOPIC APPROACH	027044Z
PX_PCI	CORONARY REVASCULARIZATION, PCI (PX)	PX10	0270456	DILATION OF CORONARY ARTERY, ONE ARTERY, BIFURCATION, WITH TWO DRUG-ELUTING INTRALUMINAL DEVICES, PERCUTANEOUS ENDOSCOPIC APPROACH	270456

Boehringer Ingelheim
Statistical and Epidemiological Analysis Plan (SEAP) for Non-Interventional Study
(NIS)
BI Study Number 1245-0228

Proprietary confidential information © 2023 Boehringer Ingelheim International GmbH or one or more of its affiliated companies

PX_PCI	CORONARY REVASCULARIZATION, PCI (PX)	PX10	027045Z	DILATION OF CORONARY ARTERY, ONE ARTERY WITH TWO DRUG-ELUTING INTRALUMINAL DEVICES, PERCUTANEOUS ENDOSCOPIC APPROACH	027045Z
PX_PCI	CORONARY REVASCULARIZATION, PCI (PX)	PX10	0270466	DILATION OF CORONARY ARTERY, ONE ARTERY, BIFURCATION, WITH THREE DRUG-ELUTING INTRALUMINAL DEVICES, PERCUTANEOUS ENDOSCOPIC APPROACH	270466
PX_PCI	CORONARY REVASCULARIZATION, PCI (PX)	PX10	027046Z	DILATION OF CORONARY ARTERY, ONE ARTERY WITH THREE DRUG-ELUTING INTRALUMINAL DEVICES, PERCUTANEOUS ENDOSCOPIC APPROACH	027046Z
PX_PCI	CORONARY REVASCULARIZATION, PCI (PX)	PX10	0270476	DILATION OF CORONARY ARTERY, ONE ARTERY, BIFURCATION, WITH FOUR OR MORE DRUG-ELUTING INTRALUMINAL DEVICES, PERCUTANEOUS ENDOSCOPIC APPROACH	270476
PX_PCI	CORONARY REVASCULARIZATION, PCI (PX)	PX10	027047Z	DILATION OF CORONARY ARTERY, ONE ARTERY WITH FOUR OR MORE DRUG-ELUTING INTRALUMINAL DEVICES, PERCUTANEOUS ENDOSCOPIC APPROACH	027047Z
PX_PCI	CORONARY REVASCULARIZATION, PCI (PX)	PX10	02704D6	DILATION OF CORONARY ARTERY, ONE ARTERY, BIFURCATION, WITH INTRALUMINAL DEVICE, PERCUTANEOUS ENDOSCOPIC APPROACH	02704D6
PX_PCI	CORONARY REVASCULARIZATION, PCI (PX)	PX10	02704DZ	DILATION OF CORONARY ARTERY, ONE ARTERY WITH INTRALUMINAL DEVICE, PERCUTANEOUS ENDOSCOPIC APPROACH	02704DZ
PX_PCI	CORONARY REVASCULARIZATION, PCI (PX)	PX10	02704E6	DILATION OF CORONARY ARTERY, ONE ARTERY, BIFURCATION, WITH TWO INTRALUMINAL DEVICES, PERCUTANEOUS ENDOSCOPIC APPROACH	2704000000
PX_PCI	CORONARY REVASCULARIZATION, PCI (PX)	PX10	02704EZ	DILATION OF CORONARY ARTERY, ONE ARTERY WITH TWO INTRALUMINAL DEVICES, PERCUTANEOUS ENDOSCOPIC APPROACH	02704EZ
PX_PCI	CORONARY REVASCULARIZATION, PCI (PX)	PX10	02704F6	DILATION OF CORONARY ARTERY, ONE ARTERY, BIFURCATION, WITH THREE INTRALUMINAL DEVICES, PERCUTANEOUS ENDOSCOPIC APPROACH	02704F6
PX_PCI	CORONARY REVASCULARIZATION, PCI (PX)	PX10	02704FZ	DILATION OF CORONARY ARTERY, ONE ARTERY WITH THREE INTRALUMINAL DEVICES, PERCUTANEOUS ENDOSCOPIC APPROACH	02704FZ
PX_PCI	CORONARY REVASCULARIZATION, PCI (PX)	PX10	02704G6	DILATION OF CORONARY ARTERY, ONE ARTERY, BIFURCATION, WITH FOUR OR MORE INTRALUMINAL DEVICES, PERCUTANEOUS ENDOSCOPIC APPROACH	02704G6
PX_PCI	CORONARY REVASCULARIZATION, PCI (PX)	PX10	02704GZ	DILATION OF CORONARY ARTERY, ONE ARTERY WITH FOUR OR MORE INTRALUMINAL DEVICES, PERCUTANEOUS ENDOSCOPIC APPROACH	02704GZ
PX_PCI	CORONARY REVASCULARIZATION, PCI (PX)	PX10	02704T6	DILATION OF CORONARY ARTERY, ONE ARTERY, BIFURCATION, WITH RADIOACTIVE INTRALUMINAL DEVICE, PERCUTANEOUS ENDOSCOPIC APPROACH	02704T6
PX_PCI	CORONARY REVASCULARIZATION, PCI (PX)	PX10	02704TZ	DILATION OF CORONARY ARTERY, ONE ARTERY WITH RADIOACTIVE INTRALUMINAL DEVICE, PERCUTANEOUS ENDOSCOPIC APPROACH	02704TZ
PX_PCI	CORONARY REVASCULARIZATION, PCI (PX)	PX10	02704Z6	DILATION OF CORONARY ARTERY, ONE ARTERY, BIFURCATION, PERCUTANEOUS ENDOSCOPIC APPROACH	02704Z6
PX_PCI	CORONARY REVASCULARIZATION, PCI (PX)	PX10	02704ZZ	DILATION OF CORONARY ARTERY, ONE ARTERY, PERCUTANEOUS ENDOSCOPIC APPROACH	02704ZZ
PX_PCI	CORONARY REVASCULARIZATION, PCI (PX)	PX10	0271346	DILATION OF CORONARY ARTERY, TWO ARTERIES, BIFURCATION, WITH DRUG-ELUTING INTRALUMINAL DEVICE, PERCUTANEOUS APPROACH	271346

Boehringer Ingelheim
Statistical and Epidemiological Analysis Plan (SEAP) for Non-Interventional Study
(NIS)
BI Study Number 1245-0228

Proprietary confidential information © 2023 Boehringer Ingelheim International GmbH or one or more of its affiliated companies

PX_PCI	CORONARY REVASCULARIZATION, PCI (PX)	PX10	027134Z	DILATION OF CORONARY ARTERY, TWO ARTERIES WITH DRUG-ELUTING INTRALUMINAL DEVICE, PERCUTANEOUS APPROACH	027134Z
PX_PCI	CORONARY REVASCULARIZATION, PCI (PX)	PX10	0271356	DILATION OF CORONARY ARTERY, TWO ARTERIES, BIFURCATION, WITH TWO DRUG-ELUTING INTRALUMINAL DEVICES, PERCUTANEOUS APPROACH	271356
PX_PCI	CORONARY REVASCULARIZATION, PCI (PX)	PX10	027135Z	DILATION OF CORONARY ARTERY, TWO ARTERIES WITH TWO DRUG-ELUTING INTRALUMINAL DEVICES, PERCUTANEOUS APPROACH	027135Z
PX_PCI	CORONARY REVASCULARIZATION, PCI (PX)	PX10	0271366	DILATION OF CORONARY ARTERY, TWO ARTERIES, BIFURCATION, WITH THREE DRUG-ELUTING INTRALUMINAL DEVICES, PERCUTANEOUS APPROACH	271366
PX_PCI	CORONARY REVASCULARIZATION, PCI (PX)	PX10	027136Z	DILATION OF CORONARY ARTERY, TWO ARTERIES WITH THREE DRUG-ELUTING INTRALUMINAL DEVICES, PERCUTANEOUS APPROACH	027136Z
PX_PCI	CORONARY REVASCULARIZATION, PCI (PX)	PX10	0271376	DILATION OF CORONARY ARTERY, TWO ARTERIES, BIFURCATION, WITH FOUR OR MORE DRUG-ELUTING INTRALUMINAL DEVICES, PERCUTANEOUS APPROACH	271376
PX_PCI	CORONARY REVASCULARIZATION, PCI (PX)	PX10	027137Z	DILATION OF CORONARY ARTERY, TWO ARTERIES WITH FOUR OR MORE DRUG-ELUTING INTRALUMINAL DEVICES, PERCUTANEOUS APPROACH	027137Z
PX_PCI	CORONARY REVASCULARIZATION, PCI (PX)	PX10	02713D6	DILATION OF CORONARY ARTERY, TWO ARTERIES, BIFURCATION, WITH INTRALUMINAL DEVICE, PERCUTANEOUS APPROACH	02713D6
PX_PCI	CORONARY REVASCULARIZATION, PCI (PX)	PX10	02713DZ	DILATION OF CORONARY ARTERY, TWO ARTERIES WITH INTRALUMINAL DEVICE, PERCUTANEOUS APPROACH	02713DZ
PX_PCI	CORONARY REVASCULARIZATION, PCI (PX)	PX10	02713E6	DILATION OF CORONARY ARTERY, TWO ARTERIES, BIFURCATION, WITH TWO INTRALUMINAL DEVICES, PERCUTANEOUS APPROACH	2713000000
PX_PCI	CORONARY REVASCULARIZATION, PCI (PX)	PX10	02713EZ	DILATION OF CORONARY ARTERY, TWO ARTERIES WITH TWO INTRALUMINAL DEVICES, PERCUTANEOUS APPROACH	02713EZ
PX_PCI	CORONARY REVASCULARIZATION, PCI (PX)	PX10	02713F6	DILATION OF CORONARY ARTERY, TWO ARTERIES, BIFURCATION, WITH THREE INTRALUMINAL DEVICES, PERCUTANEOUS APPROACH	02713F6
PX_PCI	CORONARY REVASCULARIZATION, PCI (PX)	PX10	02713FZ	DILATION OF CORONARY ARTERY, TWO ARTERIES WITH THREE INTRALUMINAL DEVICES, PERCUTANEOUS APPROACH	02713FZ
PX_PCI	CORONARY REVASCULARIZATION, PCI (PX)	PX10	02713G6	DILATION OF CORONARY ARTERY, TWO ARTERIES, BIFURCATION, WITH FOUR OR MORE INTRALUMINAL DEVICES, PERCUTANEOUS APPROACH	02713G6
PX_PCI	CORONARY REVASCULARIZATION, PCI (PX)	PX10	02713GZ	DILATION OF CORONARY ARTERY, TWO ARTERIES WITH FOUR OR MORE INTRALUMINAL DEVICES, PERCUTANEOUS APPROACH	02713GZ
PX_PCI	CORONARY REVASCULARIZATION, PCI (PX)	PX10	02713T6	DILATION OF CORONARY ARTERY, TWO ARTERIES, BIFURCATION, WITH RADIOACTIVE INTRALUMINAL DEVICE, PERCUTANEOUS APPROACH	02713T6
PX_PCI	CORONARY REVASCULARIZATION, PCI (PX)	PX10	02713TZ	DILATION OF CORONARY ARTERY, TWO ARTERIES WITH RADIOACTIVE INTRALUMINAL DEVICE, PERCUTANEOUS APPROACH	02713TZ
PX_PCI	CORONARY REVASCULARIZATION, PCI (PX)	PX10	02713Z6	DILATION OF CORONARY ARTERY, TWO ARTERIES, BIFURCATION, PERCUTANEOUS APPROACH	02713Z6

Boehringer Ingelheim
Statistical and Epidemiological Analysis Plan (SEAP) for Non-Interventional Study
(NIS)
BI Study Number 1245-0228

Proprietary confidential information © 2023 Boehringer Ingelheim International GmbH or one or more of its affiliated companies

PX_PCI	CORONARY REVASCULARIZATION, PCI (PX)	PX10	02713ZZ	DILATION OF CORONARY ARTERY, TWO ARTERIES, PERCUTANEOUS APPROACH	02713ZZ
PX_PCI	CORONARY REVASCULARIZATION, PCI (PX)	PX10	0271446	DILATION OF CORONARY ARTERY, TWO ARTERIES, BIFURCATION, WITH DRUG-ELUTING INTRALUMINAL DEVICE, PERCUTANEOUS ENDOSCOPIC APPROACH	271446
PX_PCI	CORONARY REVASCULARIZATION, PCI (PX)	PX10	027144Z	DILATION OF CORONARY ARTERY, TWO ARTERIES WITH DRUG-ELUTING INTRALUMINAL DEVICE, PERCUTANEOUS ENDOSCOPIC APPROACH	027144Z
PX_PCI	CORONARY REVASCULARIZATION, PCI (PX)	PX10	0271456	DILATION OF CORONARY ARTERY, TWO ARTERIES, BIFURCATION, WITH TWO DRUG-ELUTING INTRALUMINAL DEVICES, PERCUTANEOUS ENDOSCOPIC APPROACH	271456
PX_PCI	CORONARY REVASCULARIZATION, PCI (PX)	PX10	027145Z	DILATION OF CORONARY ARTERY, TWO ARTERIES WITH TWO DRUG-ELUTING INTRALUMINAL DEVICES, PERCUTANEOUS ENDOSCOPIC APPROACH	027145Z
PX_PCI	CORONARY REVASCULARIZATION, PCI (PX)	PX10	0271466	DILATION OF CORONARY ARTERY, TWO ARTERIES, BIFURCATION, WITH THREE DRUG-ELUTING INTRALUMINAL DEVICES, PERCUTANEOUS ENDOSCOPIC APPROACH	271466
PX_PCI	CORONARY REVASCULARIZATION, PCI (PX)	PX10	027146Z	DILATION OF CORONARY ARTERY, TWO ARTERIES WITH THREE DRUG-ELUTING INTRALUMINAL DEVICES, PERCUTANEOUS ENDOSCOPIC APPROACH	027146Z
PX_PCI	CORONARY REVASCULARIZATION, PCI (PX)	PX10	0271476	DILATION OF CORONARY ARTERY, TWO ARTERIES, BIFURCATION, WITH FOUR OR MORE DRUG-ELUTING INTRALUMINAL DEVICES, PERCUTANEOUS ENDOSCOPIC APPROACH	271476
PX_PCI	CORONARY REVASCULARIZATION, PCI (PX)	PX10	027147Z	DILATION OF CORONARY ARTERY, TWO ARTERIES WITH FOUR OR MORE DRUG-ELUTING INTRALUMINAL DEVICES, PERCUTANEOUS ENDOSCOPIC APPROACH	027147Z
PX_PCI	CORONARY REVASCULARIZATION, PCI (PX)	PX10	02714D6	DILATION OF CORONARY ARTERY, TWO ARTERIES, BIFURCATION, WITH INTRALUMINAL DEVICE, PERCUTANEOUS ENDOSCOPIC APPROACH	02714D6
PX_PCI	CORONARY REVASCULARIZATION, PCI (PX)	PX10	02714DZ	DILATION OF CORONARY ARTERY, TWO ARTERIES WITH INTRALUMINAL DEVICE, PERCUTANEOUS ENDOSCOPIC APPROACH	02714DZ
PX_PCI	CORONARY REVASCULARIZATION, PCI (PX)	PX10	02714E6	DILATION OF CORONARY ARTERY, TWO ARTERIES, BIFURCATION, WITH TWO INTRALUMINAL DEVICES, PERCUTANEOUS ENDOSCOPIC APPROACH	2714000000
PX_PCI	CORONARY REVASCULARIZATION, PCI (PX)	PX10	02714EZ	DILATION OF CORONARY ARTERY, TWO ARTERIES WITH TWO INTRALUMINAL DEVICES, PERCUTANEOUS ENDOSCOPIC APPROACH	02714EZ
PX_PCI	CORONARY REVASCULARIZATION, PCI (PX)	PX10	02714F6	DILATION OF CORONARY ARTERY, TWO ARTERIES, BIFURCATION, WITH THREE INTRALUMINAL DEVICES, PERCUTANEOUS ENDOSCOPIC APPROACH	02714F6
PX_PCI	CORONARY REVASCULARIZATION, PCI (PX)	PX10	02714FZ	DILATION OF CORONARY ARTERY, TWO ARTERIES WITH THREE INTRALUMINAL DEVICES, PERCUTANEOUS ENDOSCOPIC APPROACH	02714FZ
PX_PCI	CORONARY REVASCULARIZATION, PCI (PX)	PX10	02714G6	DILATION OF CORONARY ARTERY, TWO ARTERIES, BIFURCATION, WITH FOUR OR MORE INTRALUMINAL DEVICES, PERCUTANEOUS ENDOSCOPIC APPROACH	02714G6
PX_PCI	CORONARY REVASCULARIZATION, PCI (PX)	PX10	02714GZ	DILATION OF CORONARY ARTERY, TWO ARTERIES WITH FOUR OR MORE INTRALUMINAL DEVICES, PERCUTANEOUS ENDOSCOPIC APPROACH	02714GZ

Boehringer Ingelheim
Statistical and Epidemiological Analysis Plan (SEAP) for Non-Interventional Study
(NIS)
BI Study Number 1245-0228

Proprietary confidential information © 2023 Boehringer Ingelheim International GmbH or one or more of its affiliated companies

PX_PCI	CORONARY REVASCULARIZATION, PCI (PX)	PX10	02714T6	DILATION OF CORONARY ARTERY, TWO ARTERIES, BIFURCATION, WITH RADIOACTIVE INTRALUMINAL DEVICE, PERCUTANEOUS ENDOSCOPIC APPROACH	02714T6
PX_PCI	CORONARY REVASCULARIZATION, PCI (PX)	PX10	02714TZ	DILATION OF CORONARY ARTERY, TWO ARTERIES WITH RADIOACTIVE INTRALUMINAL DEVICE, PERCUTANEOUS ENDOSCOPIC APPROACH	02714TZ
PX_PCI	CORONARY REVASCULARIZATION, PCI (PX)	PX10	02714Z6	DILATION OF CORONARY ARTERY, TWO ARTERIES, BIFURCATION, PERCUTANEOUS ENDOSCOPIC APPROACH	02714Z6
PX_PCI	CORONARY REVASCULARIZATION, PCI (PX)	PX10	02714ZZ	DILATION OF CORONARY ARTERY, TWO ARTERIES, PERCUTANEOUS ENDOSCOPIC APPROACH	02714ZZ
PX_PCI	CORONARY REVASCULARIZATION, PCI (PX)	PX10	0272346	DILATION OF CORONARY ARTERY, THREE ARTERIES, BIFURCATION, WITH DRUG-ELUTING INTRALUMINAL DEVICE, PERCUTANEOUS APPROACH	272346
PX_PCI	CORONARY REVASCULARIZATION, PCI (PX)	PX10	027234Z	DILATION OF CORONARY ARTERY, THREE ARTERIES WITH DRUG-ELUTING INTRALUMINAL DEVICE, PERCUTANEOUS APPROACH	027234Z
PX_PCI	CORONARY REVASCULARIZATION, PCI (PX)	PX10	0272356	DILATION OF CORONARY ARTERY, THREE ARTERIES, BIFURCATION, WITH TWO DRUG-ELUTING INTRALUMINAL DEVICES, PERCUTANEOUS APPROACH	272356
PX_PCI	CORONARY REVASCULARIZATION, PCI (PX)	PX10	027235Z	DILATION OF CORONARY ARTERY, THREE ARTERIES WITH TWO DRUG-ELUTING INTRALUMINAL DEVICES, PERCUTANEOUS APPROACH	027235Z
PX_PCI	CORONARY REVASCULARIZATION, PCI (PX)	PX10	0272366	DILATION OF CORONARY ARTERY, THREE ARTERIES, BIFURCATION, WITH THREE DRUG-ELUTING INTRALUMINAL DEVICES, PERCUTANEOUS APPROACH	272366
PX_PCI	CORONARY REVASCULARIZATION, PCI (PX)	PX10	027236Z	DILATION OF CORONARY ARTERY, THREE ARTERIES WITH THREE DRUG-ELUTING INTRALUMINAL DEVICES, PERCUTANEOUS APPROACH	027236Z
PX_PCI	CORONARY REVASCULARIZATION, PCI (PX)	PX10	0272376	DILATION OF CORONARY ARTERY, THREE ARTERIES, BIFURCATION, WITH FOUR OR MORE DRUG-ELUTING INTRALUMINAL DEVICES, PERCUTANEOUS APPROACH	272376
PX_PCI	CORONARY REVASCULARIZATION, PCI (PX)	PX10	027237Z	DILATION OF CORONARY ARTERY, THREE ARTERIES WITH FOUR OR MORE DRUG-ELUTING INTRALUMINAL DEVICES, PERCUTANEOUS APPROACH	027237Z
PX_PCI	CORONARY REVASCULARIZATION, PCI (PX)	PX10	02723D6	DILATION OF CORONARY ARTERY, THREE ARTERIES, BIFURCATION, WITH INTRALUMINAL DEVICE, PERCUTANEOUS APPROACH	02723D6
PX_PCI	CORONARY REVASCULARIZATION, PCI (PX)	PX10	02723DZ	DILATION OF CORONARY ARTERY, THREE ARTERIES WITH INTRALUMINAL DEVICE, PERCUTANEOUS APPROACH	02723DZ
PX_PCI	CORONARY REVASCULARIZATION, PCI (PX)	PX10	02723E6	DILATION OF CORONARY ARTERY, THREE ARTERIES, BIFURCATION, WITH TWO INTRALUMINAL DEVICES, PERCUTANEOUS APPROACH	2723000000
PX_PCI	CORONARY REVASCULARIZATION, PCI (PX)	PX10	02723EZ	DILATION OF CORONARY ARTERY, THREE ARTERIES WITH TWO INTRALUMINAL DEVICES, PERCUTANEOUS APPROACH	02723EZ
PX_PCI	CORONARY REVASCULARIZATION, PCI (PX)	PX10	02723F6	DILATION OF CORONARY ARTERY, THREE ARTERIES, BIFURCATION, WITH THREE INTRALUMINAL DEVICES, PERCUTANEOUS APPROACH	02723F6

Boehringer Ingelheim
Statistical and Epidemiological Analysis Plan (SEAP) for Non-Interventional Study
(NIS)
BI Study Number 1245-0228

Proprietary confidential information © 2023 Boehringer Ingelheim International GmbH or one or more of its affiliated companies

PX_PCI	CORONARY REVASCULARIZATION, PCI (PX)	PX10	02723FZ	DILATION OF CORONARY ARTERY, THREE ARTERIES WITH THREE INTRALUMINAL DEVICES, PERCUTANEOUS APPROACH	02723FZ
PX_PCI	CORONARY REVASCULARIZATION, PCI (PX)	PX10	02723G6	DILATION OF CORONARY ARTERY, THREE ARTERIES, BIFURCATION, WITH FOUR OR MORE INTRALUMINAL DEVICES, PERCUTANEOUS APPROACH	02723G6
PX_PCI	CORONARY REVASCULARIZATION, PCI (PX)	PX10	02723GZ	DILATION OF CORONARY ARTERY, THREE ARTERIES WITH FOUR OR MORE INTRALUMINAL DEVICES, PERCUTANEOUS APPROACH	02723GZ
PX_PCI	CORONARY REVASCULARIZATION, PCI (PX)	PX10	02723T6	DILATION OF CORONARY ARTERY, THREE ARTERIES, BIFURCATION, WITH RADIOACTIVE INTRALUMINAL DEVICE, PERCUTANEOUS APPROACH	02723T6
PX_PCI	CORONARY REVASCULARIZATION, PCI (PX)	PX10	02723TZ	DILATION OF CORONARY ARTERY, THREE ARTERIES WITH RADIOACTIVE INTRALUMINAL DEVICE, PERCUTANEOUS APPROACH	02723TZ
PX_PCI	CORONARY REVASCULARIZATION, PCI (PX)	PX10	02723Z6	DILATION OF CORONARY ARTERY, THREE ARTERIES, BIFURCATION, PERCUTANEOUS APPROACH	02723Z6
PX_PCI	CORONARY REVASCULARIZATION, PCI (PX)	PX10	02723ZZ	DILATION OF CORONARY ARTERY, THREE ARTERIES, PERCUTANEOUS APPROACH	02723ZZ
PX_PCI	CORONARY REVASCULARIZATION, PCI (PX)	PX10	0272446	DILATION OF CORONARY ARTERY, THREE ARTERIES, BIFURCATION, WITH DRUG-ELUTING INTRALUMINAL DEVICE, PERCUTANEOUS ENDOSCOPIC APPROACH	272446
PX_PCI	CORONARY REVASCULARIZATION, PCI (PX)	PX10	027244Z	DILATION OF CORONARY ARTERY, THREE ARTERIES WITH DRUG-ELUTING INTRALUMINAL DEVICE, PERCUTANEOUS ENDOSCOPIC APPROACH	027244Z
PX_PCI	CORONARY REVASCULARIZATION, PCI (PX)	PX10	0272456	DILATION OF CORONARY ARTERY, THREE ARTERIES, BIFURCATION, WITH TWO DRUG-ELUTING INTRALUMINAL DEVICES, PERCUTANEOUS ENDOSCOPIC APPROACH	272456
PX_PCI	CORONARY REVASCULARIZATION, PCI (PX)	PX10	027245Z	DILATION OF CORONARY ARTERY, THREE ARTERIES WITH TWO DRUG-ELUTING INTRALUMINAL DEVICES, PERCUTANEOUS ENDOSCOPIC APPROACH	027245Z
PX_PCI	CORONARY REVASCULARIZATION, PCI (PX)	PX10	0272466	DILATION OF CORONARY ARTERY, THREE ARTERIES, BIFURCATION, WITH THREE DRUG-ELUTING INTRALUMINAL DEVICES, PERCUTANEOUS ENDOSCOPIC APPROACH	272466
PX_PCI	CORONARY REVASCULARIZATION, PCI (PX)	PX10	027246Z	DILATION OF CORONARY ARTERY, THREE ARTERIES WITH THREE DRUG-ELUTING INTRALUMINAL DEVICES, PERCUTANEOUS ENDOSCOPIC APPROACH	027246Z
PX_PCI	CORONARY REVASCULARIZATION, PCI (PX)	PX10	0272476	DILATION OF CORONARY ARTERY, THREE ARTERIES, BIFURCATION, WITH FOUR OR MORE DRUG-ELUTING INTRALUMINAL DEVICES, PERCUTANEOUS ENDOSCOPIC APPROACH	272476
PX_PCI	CORONARY REVASCULARIZATION, PCI (PX)	PX10	027247Z	DILATION OF CORONARY ARTERY, THREE ARTERIES WITH FOUR OR MORE DRUG-ELUTING INTRALUMINAL DEVICES, PERCUTANEOUS ENDOSCOPIC APPROACH	027247Z
PX_PCI	CORONARY REVASCULARIZATION, PCI (PX)	PX10	02724D6	DILATION OF CORONARY ARTERY, THREE ARTERIES, BIFURCATION, WITH INTRALUMINAL DEVICE, PERCUTANEOUS ENDOSCOPIC APPROACH	02724D6
PX_PCI	CORONARY REVASCULARIZATION, PCI (PX)	PX10	02724DZ	DILATION OF CORONARY ARTERY, THREE ARTERIES WITH INTRALUMINAL DEVICE, PERCUTANEOUS ENDOSCOPIC APPROACH	02724DZ

Boehringer Ingelheim
Statistical and Epidemiological Analysis Plan (SEAP) for Non-Interventional Study
(NIS)
BI Study Number 1245-0228

Proprietary confidential information © 2023 Boehringer Ingelheim International GmbH or one or more of its affiliated companies

PX_PCI	CORONARY REVASCULARIZATION, PCI (PX)	PX10	02724E6	DILATION OF CORONARY ARTERY, THREE ARTERIES, BIFURCATION, WITH TWO INTRALUMINAL DEVICES, PERCUTANEOUS ENDOSCOPIC APPROACH	272400000
PX_PCI	CORONARY REVASCULARIZATION, PCI (PX)	PX10	02724EZ	DILATION OF CORONARY ARTERY, THREE ARTERIES WITH TWO INTRALUMINAL DEVICES, PERCUTANEOUS ENDOSCOPIC APPROACH	02724EZ
PX_PCI	CORONARY REVASCULARIZATION, PCI (PX)	PX10	02724F6	DILATION OF CORONARY ARTERY, THREE ARTERIES, BIFURCATION, WITH THREE INTRALUMINAL DEVICES, PERCUTANEOUS ENDOSCOPIC APPROACH	02724F6
PX_PCI	CORONARY REVASCULARIZATION, PCI (PX)	PX10	02724FZ	DILATION OF CORONARY ARTERY, THREE ARTERIES WITH THREE INTRALUMINAL DEVICES, PERCUTANEOUS ENDOSCOPIC APPROACH	02724FZ
PX_PCI	CORONARY REVASCULARIZATION, PCI (PX)	PX10	02724G6	DILATION OF CORONARY ARTERY, THREE ARTERIES, BIFURCATION, WITH FOUR OR MORE INTRALUMINAL DEVICES, PERCUTANEOUS ENDOSCOPIC APPROACH	02724G6
PX_PCI	CORONARY REVASCULARIZATION, PCI (PX)	PX10	02724GZ	DILATION OF CORONARY ARTERY, THREE ARTERIES WITH FOUR OR MORE INTRALUMINAL DEVICES, PERCUTANEOUS ENDOSCOPIC APPROACH	02724GZ
PX_PCI	CORONARY REVASCULARIZATION, PCI (PX)	PX10	02724T6	DILATION OF CORONARY ARTERY, THREE ARTERIES, BIFURCATION, WITH RADIOACTIVE INTRALUMINAL DEVICE, PERCUTANEOUS ENDOSCOPIC APPROACH	02724T6
PX_PCI	CORONARY REVASCULARIZATION, PCI (PX)	PX10	02724TZ	DILATION OF CORONARY ARTERY, THREE ARTERIES WITH RADIOACTIVE INTRALUMINAL DEVICE, PERCUTANEOUS ENDOSCOPIC APPROACH	02724TZ
PX_PCI	CORONARY REVASCULARIZATION, PCI (PX)	PX10	02724Z6	DILATION OF CORONARY ARTERY, THREE ARTERIES, BIFURCATION, PERCUTANEOUS ENDOSCOPIC APPROACH	02724Z6
PX_PCI	CORONARY REVASCULARIZATION, PCI (PX)	PX10	02724ZZ	DILATION OF CORONARY ARTERY, THREE ARTERIES, PERCUTANEOUS ENDOSCOPIC APPROACH	02724ZZ
PX_PCI	CORONARY REVASCULARIZATION, PCI (PX)	PX10	0273346	DILATION OF CORONARY ARTERY, FOUR OR MORE ARTERIES, BIFURCATION, WITH DRUG-ELUTING INTRALUMINAL DEVICE, PERCUTANEOUS APPROACH	273346
PX_PCI	CORONARY REVASCULARIZATION, PCI (PX)	PX10	027334Z	DILATION OF CORONARY ARTERY, FOUR OR MORE ARTERIES WITH DRUG-ELUTING INTRALUMINAL DEVICE, PERCUTANEOUS APPROACH	027334Z
PX_PCI	CORONARY REVASCULARIZATION, PCI (PX)	PX10	0273356	DILATION OF CORONARY ARTERY, FOUR OR MORE ARTERIES, BIFURCATION, WITH TWO DRUG-ELUTING INTRALUMINAL DEVICES, PERCUTANEOUS APPROACH	273356
PX_PCI	CORONARY REVASCULARIZATION, PCI (PX)	PX10	027335Z	DILATION OF CORONARY ARTERY, FOUR OR MORE ARTERIES WITH TWO DRUG-ELUTING INTRALUMINAL DEVICES, PERCUTANEOUS APPROACH	027335Z
PX_PCI	CORONARY REVASCULARIZATION, PCI (PX)	PX10	0273366	DILATION OF CORONARY ARTERY, FOUR OR MORE ARTERIES, BIFURCATION, WITH THREE DRUG-ELUTING INTRALUMINAL DEVICES, PERCUTANEOUS APPROACH	273366
PX_PCI	CORONARY REVASCULARIZATION, PCI (PX)	PX10	027336Z	DILATION OF CORONARY ARTERY, FOUR OR MORE ARTERIES WITH THREE DRUG-ELUTING INTRALUMINAL DEVICES, PERCUTANEOUS APPROACH	027336Z
PX_PCI	CORONARY REVASCULARIZATION, PCI (PX)	PX10	0273376	DILATION OF CORONARY ARTERY, FOUR OR MORE ARTERIES, BIFURCATION, WITH FOUR OR MORE DRUG-ELUTING INTRALUMINAL DEVICES, PERCUTANEOUS APPROACH	273376

Boehringer Ingelheim
Statistical and Epidemiological Analysis Plan (SEAP) for Non-Interventional Study
(NIS)
BI Study Number 1245-0228

Proprietary confidential information © 2023 Boehringer Ingelheim International GmbH or one or more of its affiliated companies

PX_PCI	CORONARY REVASCULARIZATION, PCI (PX)	PX10	027337Z	DILATION OF CORONARY ARTERY, FOUR OR MORE ARTERIES WITH FOUR OR MORE DRUG-ELUTING INTRALUMINAL DEVICES, PERCUTANEOUS APPROACH	027337Z
PX_PCI	CORONARY REVASCULARIZATION, PCI (PX)	PX10	02733D6	DILATION OF CORONARY ARTERY, FOUR OR MORE ARTERIES, BIFURCATION, WITH INTRALUMINAL DEVICE, PERCUTANEOUS APPROACH	02733D6
PX_PCI	CORONARY REVASCULARIZATION, PCI (PX)	PX10	02733DZ	DILATION OF CORONARY ARTERY, FOUR OR MORE ARTERIES WITH INTRALUMINAL DEVICE, PERCUTANEOUS APPROACH	02733DZ
PX_PCI	CORONARY REVASCULARIZATION, PCI (PX)	PX10	02733E6	DILATION OF CORONARY ARTERY, FOUR OR MORE ARTERIES, BIFURCATION, WITH TWO INTRALUMINAL DEVICES, PERCUTANEOUS APPROACH	2733000000
PX_PCI	CORONARY REVASCULARIZATION, PCI (PX)	PX10	02733EZ	DILATION OF CORONARY ARTERY, FOUR OR MORE ARTERIES WITH TWO INTRALUMINAL DEVICES, PERCUTANEOUS APPROACH	02733EZ
PX_PCI	CORONARY REVASCULARIZATION, PCI (PX)	PX10	02733F6	DILATION OF CORONARY ARTERY, FOUR OR MORE ARTERIES, BIFURCATION, WITH THREE INTRALUMINAL DEVICES, PERCUTANEOUS APPROACH	02733F6
PX_PCI	CORONARY REVASCULARIZATION, PCI (PX)	PX10	02733FZ	DILATION OF CORONARY ARTERY, FOUR OR MORE ARTERIES WITH THREE INTRALUMINAL DEVICES, PERCUTANEOUS APPROACH	02733FZ
PX_PCI	CORONARY REVASCULARIZATION, PCI (PX)	PX10	02733G6	DILATION OF CORONARY ARTERY, FOUR OR MORE ARTERIES, BIFURCATION, WITH FOUR OR MORE INTRALUMINAL DEVICES, PERCUTANEOUS APPROACH	02733G6
PX_PCI	CORONARY REVASCULARIZATION, PCI (PX)	PX10	02733GZ	DILATION OF CORONARY ARTERY, FOUR OR MORE ARTERIES WITH FOUR OR MORE INTRALUMINAL DEVICES, PERCUTANEOUS APPROACH	02733GZ
PX_PCI	CORONARY REVASCULARIZATION, PCI (PX)	PX10	02733T6	DILATION OF CORONARY ARTERY, FOUR OR MORE ARTERIES, BIFURCATION, WITH RADIOACTIVE INTRALUMINAL DEVICE, PERCUTANEOUS APPROACH	02733T6
PX_PCI	CORONARY REVASCULARIZATION, PCI (PX)	PX10	02733TZ	DILATION OF CORONARY ARTERY, FOUR OR MORE ARTERIES WITH RADIOACTIVE INTRALUMINAL DEVICE, PERCUTANEOUS APPROACH	02733TZ
PX_PCI	CORONARY REVASCULARIZATION, PCI (PX)	PX10	02733Z6	DILATION OF CORONARY ARTERY, FOUR OR MORE ARTERIES, BIFURCATION, PERCUTANEOUS APPROACH	02733Z6
PX_PCI	CORONARY REVASCULARIZATION, PCI (PX)	PX10	02733ZZ	DILATION OF CORONARY ARTERY, FOUR OR MORE ARTERIES, PERCUTANEOUS APPROACH	02733ZZ
PX_PCI	CORONARY REVASCULARIZATION, PCI (PX)	PX10	0273446	DILATION OF CORONARY ARTERY, FOUR OR MORE ARTERIES, BIFURCATION, WITH DRUG-ELUTING INTRALUMINAL DEVICE, PERCUTANEOUS ENDOSCOPIC APPROACH	273446
PX_PCI	CORONARY REVASCULARIZATION, PCI (PX)	PX10	027344Z	DILATION OF CORONARY ARTERY, FOUR OR MORE ARTERIES WITH DRUG-ELUTING INTRALUMINAL DEVICE, PERCUTANEOUS ENDOSCOPIC APPROACH	027344Z
PX_PCI	CORONARY REVASCULARIZATION, PCI (PX)	PX10	0273456	DILATION OF CORONARY ARTERY, FOUR OR MORE ARTERIES, BIFURCATION, WITH TWO DRUG-ELUTING INTRALUMINAL DEVICES, PERCUTANEOUS ENDOSCOPIC APPROACH	273456
PX_PCI	CORONARY REVASCULARIZATION, PCI (PX)	PX10	027345Z	DILATION OF CORONARY ARTERY, FOUR OR MORE ARTERIES WITH TWO DRUG-ELUTING INTRALUMINAL DEVICES, PERCUTANEOUS ENDOSCOPIC APPROACH	027345Z

Boehringer Ingelheim
Statistical and Epidemiological Analysis Plan (SEAP) for Non-Interventional Study
(NIS)
BI Study Number 1245-0228

Proprietary confidential information © 2023 Boehringer Ingelheim International GmbH or one or more of its affiliated companies

PX_PCI	CORONARY REVASCULARIZATION, PCI (PX)	PX10	0273466	DILATION OF CORONARY ARTERY, FOUR OR MORE ARTERIES, BIFURCATION, WITH THREE DRUG-ELUTING INTRALUMINAL DEVICES, PERCUTANEOUS ENDOSCOPIC APPROACH	273466
PX_PCI	CORONARY REVASCULARIZATION, PCI (PX)	PX10	027346Z	DILATION OF CORONARY ARTERY, FOUR OR MORE ARTERIES WITH THREE DRUG-ELUTING INTRALUMINAL DEVICES, PERCUTANEOUS ENDOSCOPIC APPROACH	027346Z
PX_PCI	CORONARY REVASCULARIZATION, PCI (PX)	PX10	0273476	DILATION OF CORONARY ARTERY, FOUR OR MORE ARTERIES, BIFURCATION, WITH FOUR OR MORE DRUG-ELUTING INTRALUMINAL DEVICES, PERCUTANEOUS ENDOSCOPIC APPROACH	273476
PX_PCI	CORONARY REVASCULARIZATION, PCI (PX)	PX10	027347Z	DILATION OF CORONARY ARTERY, FOUR OR MORE ARTERIES WITH FOUR OR MORE DRUG-ELUTING INTRALUMINAL DEVICES, PERCUTANEOUS ENDOSCOPIC APPROACH	027347Z
PX_PCI	CORONARY REVASCULARIZATION, PCI (PX)	PX10	02734D6	DILATION OF CORONARY ARTERY, FOUR OR MORE ARTERIES, BIFURCATION, WITH INTRALUMINAL DEVICE, PERCUTANEOUS ENDOSCOPIC APPROACH	02734D6
PX_PCI	CORONARY REVASCULARIZATION, PCI (PX)	PX10	02734DZ	DILATION OF CORONARY ARTERY, FOUR OR MORE ARTERIES WITH INTRALUMINAL DEVICE, PERCUTANEOUS ENDOSCOPIC APPROACH	02734DZ
PX_PCI	CORONARY REVASCULARIZATION, PCI (PX)	PX10	02734E6	DILATION OF CORONARY ARTERY, FOUR OR MORE ARTERIES, BIFURCATION, WITH TWO INTRALUMINAL DEVICES, PERCUTANEOUS ENDOSCOPIC APPROACH	2734000000
PX_PCI	CORONARY REVASCULARIZATION, PCI (PX)	PX10	02734EZ	DILATION OF CORONARY ARTERY, FOUR OR MORE ARTERIES WITH TWO INTRALUMINAL DEVICES, PERCUTANEOUS ENDOSCOPIC APPROACH	02734EZ
PX_PCI	CORONARY REVASCULARIZATION, PCI (PX)	PX10	02734F6	DILATION OF CORONARY ARTERY, FOUR OR MORE ARTERIES, BIFURCATION, WITH THREE INTRALUMINAL DEVICES, PERCUTANEOUS ENDOSCOPIC APPROACH	02734F6
PX_PCI	CORONARY REVASCULARIZATION, PCI (PX)	PX10	02734FZ	DILATION OF CORONARY ARTERY, FOUR OR MORE ARTERIES WITH THREE INTRALUMINAL DEVICES, PERCUTANEOUS ENDOSCOPIC APPROACH	02734FZ
PX_PCI	CORONARY REVASCULARIZATION, PCI (PX)	PX10	02734G6	DILATION OF CORONARY ARTERY, FOUR OR MORE ARTERIES, BIFURCATION, WITH FOUR OR MORE INTRALUMINAL DEVICES, PERCUTANEOUS ENDOSCOPIC APPROACH	02734G6
PX_PCI	CORONARY REVASCULARIZATION, PCI (PX)	PX10	02734GZ	DILATION OF CORONARY ARTERY, FOUR OR MORE ARTERIES WITH FOUR OR MORE INTRALUMINAL DEVICES, PERCUTANEOUS ENDOSCOPIC APPROACH	02734GZ
PX_PCI	CORONARY REVASCULARIZATION, PCI (PX)	PX10	02734T6	DILATION OF CORONARY ARTERY, FOUR OR MORE ARTERIES, BIFURCATION, WITH RADIOACTIVE INTRALUMINAL DEVICE, PERCUTANEOUS ENDOSCOPIC APPROACH	02734T6
PX_PCI	CORONARY REVASCULARIZATION, PCI (PX)	PX10	02734TZ	DILATION OF CORONARY ARTERY, FOUR OR MORE ARTERIES WITH RADIOACTIVE INTRALUMINAL DEVICE, PERCUTANEOUS ENDOSCOPIC APPROACH	02734TZ
PX_PCI	CORONARY REVASCULARIZATION, PCI (PX)	PX10	02734Z6	DILATION OF CORONARY ARTERY, FOUR OR MORE ARTERIES, BIFURCATION, PERCUTANEOUS ENDOSCOPIC APPROACH	02734Z6
PX_PCI	CORONARY REVASCULARIZATION, PCI (PX)	PX10	02734ZZ	DILATION OF CORONARY ARTERY, FOUR OR MORE ARTERIES, PERCUTANEOUS ENDOSCOPIC APPROACH	02734ZZ
PX_PCI	CORONARY REVASCULARIZATION, PCI (PX)	PX10	02C03Z6	EXTIRPATION OF MATTER FROM CORONARY ARTERY, ONE ARTERY, BIFURCATION, PERCUTANEOUS APPROACH	02C03Z6

Boehringer Ingelheim
Statistical and Epidemiological Analysis Plan (SEAP) for Non-Interventional Study
(NIS)
BI Study Number 1245-0228

Proprietary confidential information © 2023 Boehringer Ingelheim International GmbH or one or more of its affiliated companies

PX_PCI	CORONARY REVASCULARIZATION, PCI (PX)	PX10	02C03ZZ	EXTIRPATION OF MATTER FROM CORONARY ARTERY, ONE ARTERY, PERCUTANEOUS APPROACH	02C03ZZ
PX_PCI	CORONARY REVASCULARIZATION, PCI (PX)	PX10	02C04Z6	EXTIRPATION OF MATTER FROM CORONARY ARTERY, ONE ARTERY, BIFURCATION, PERCUTANEOUS ENDOSCOPIC APPROACH	02C04Z6
PX_PCI	CORONARY REVASCULARIZATION, PCI (PX)	PX10	02C04ZZ	EXTIRPATION OF MATTER FROM CORONARY ARTERY, ONE ARTERY, PERCUTANEOUS ENDOSCOPIC APPROACH	02C04ZZ
PX_PCI	CORONARY REVASCULARIZATION, PCI (PX)	PX10	02C13Z6	EXTIRPATION OF MATTER FROM CORONARY ARTERY, TWO ARTERIES, BIFURCATION, PERCUTANEOUS APPROACH	02C13Z6
PX_PCI	CORONARY REVASCULARIZATION, PCI (PX)	PX10	02C13ZZ	EXTIRPATION OF MATTER FROM CORONARY ARTERY, TWO ARTERIES, PERCUTANEOUS APPROACH	02C13ZZ
PX_PCI	CORONARY REVASCULARIZATION, PCI (PX)	PX10	02C14Z6	EXTIRPATION OF MATTER FROM CORONARY ARTERY, TWO ARTERIES, BIFURCATION, PERCUTANEOUS ENDOSCOPIC APPROACH	02C14Z6
PX_PCI	CORONARY REVASCULARIZATION, PCI (PX)	PX10	02C14ZZ	EXTIRPATION OF MATTER FROM CORONARY ARTERY, TWO ARTERIES, PERCUTANEOUS ENDOSCOPIC APPROACH	02C14ZZ
PX_PCI	CORONARY REVASCULARIZATION, PCI (PX)	PX10	02C23Z6	EXTIRPATION OF MATTER FROM CORONARY ARTERY, THREE ARTERIES, BIFURCATION, PERCUTANEOUS APPROACH	02C23Z6
PX_PCI	CORONARY REVASCULARIZATION, PCI (PX)	PX10	02C23ZZ	EXTIRPATION OF MATTER FROM CORONARY ARTERY, THREE ARTERIES, PERCUTANEOUS APPROACH	02C23ZZ
PX_PCI	CORONARY REVASCULARIZATION, PCI (PX)	PX10	02C24Z6	EXTIRPATION OF MATTER FROM CORONARY ARTERY, THREE ARTERIES, BIFURCATION, PERCUTANEOUS ENDOSCOPIC APPROACH	02C24Z6
PX_PCI	CORONARY REVASCULARIZATION, PCI (PX)	PX10	02C24ZZ	EXTIRPATION OF MATTER FROM CORONARY ARTERY, THREE ARTERIES, PERCUTANEOUS ENDOSCOPIC APPROACH	02C24ZZ
PX_PCI	CORONARY REVASCULARIZATION, PCI (PX)	PX10	02C33Z6	EXTIRPATION OF MATTER FROM CORONARY ARTERY, FOUR OR MORE ARTERIES, BIFURCATION, PERCUTANEOUS APPROACH	02C33Z6
PX_PCI	CORONARY REVASCULARIZATION, PCI (PX)	PX10	02C33ZZ	EXTIRPATION OF MATTER FROM CORONARY ARTERY, FOUR OR MORE ARTERIES, PERCUTANEOUS APPROACH	02C33ZZ
PX_PCI	CORONARY REVASCULARIZATION, PCI (PX)	PX10	02C34Z6	EXTIRPATION OF MATTER FROM CORONARY ARTERY, FOUR OR MORE ARTERIES, BIFURCATION, PERCUTANEOUS ENDOSCOPIC APPROACH	02C34Z6
PX_PCI	CORONARY REVASCULARIZATION, PCI (PX)	PX10	02C34ZZ	EXTIRPATION OF MATTER FROM CORONARY ARTERY, FOUR OR MORE ARTERIES, PERCUTANEOUS ENDOSCOPIC APPROACH	02C34ZZ
PX_PCI	CORONARY REVASCULARIZATION, PCI (PX)	PX10	X2C0361	EXTIRPATION OF MATTER FROM CORONARY ARTERY, ONE ARTERY USING ORBITAL ATHERECTOMY TECHNOLOGY, PERCUTANEOUS APPROACH, NEW TECHNOLOGY GROUP 1	X2C0361
PX_PCI	CORONARY REVASCULARIZATION, PCI (PX)	PX10	X2C1361	EXTIRPATION OF MATTER FROM CORONARY ARTERY, TWO ARTERIES USING ORBITAL ATHERECTOMY TECHNOLOGY, PERCUTANEOUS APPROACH, NEW TECHNOLOGY GROUP 1	X2C1361
PX_PCI	CORONARY REVASCULARIZATION, PCI (PX)	PX10	X2C2361	EXTIRPATION OF MATTER FROM CORONARY ARTERY, THREE ARTERIES USING ORBITAL ATHERECTOMY TECHNOLOGY, PERCUTANEOUS APPROACH, NEW TECHNOLOGY GROUP 1	X2C2361
PX_PCI	CORONARY REVASCULARIZATION, PCI (PX)	PX10	X2C3361	EXTIRPATION OF MATTER FROM CORONARY ARTERY, FOUR OR MORE ARTERIES USING ORBITAL ATHERECTOMY TECHNOLOGY, PERCUTANEOUS APPROACH, NEW TECHNOLOGY GROUP 1	X2C3361

Boehringer Ingelheim
Statistical and Epidemiological Analysis Plan (SEAP) for Non-Interventional Study
(NIS)
BI Study Number 1245-0228

Proprietary confidential information © 2023 Boehringer Ingelheim International GmbH or one or more of its affiliated companies

PX_PCI	CORONARY REVASCULARIZATION, PCI (PX)	PXCH	92920	BALLOON DILATION OF NARROWED OR BLOCKED MAJOR CORONARY ARTERY OR BRANCH (ACCESSED THROUGH THE SKIN), EACH ADDITIONAL ARTERY OR BRANCH	92920
PX_PCI	CORONARY REVASCULARIZATION, PCI (PX)	PXCH	92921	BALLOON DILATION OF NARROWED OR BLOCKED MAJOR CORONARY ARTERY OR BRANCH (ACCESSED THROUGH THE SKIN), SINGLE ARTERY OR BRANCH	92921
PX_PCI	CORONARY REVASCULARIZATION, PCI (PX)	PXCH	92924	REMOVAL OF PLAQUE OF MAJOR CORONARY ARTERY OR BRANCH, ACCESSED THROUGH THE SKIN, SINGLE ARTERY OR BRANCH	92924
PX_PCI	CORONARY REVASCULARIZATION, PCI (PX)	PXCH	92925	REMOVAL OF PLAQUE OF MAJOR CORONARY ARTERY OR BRANCH, ACCESSED THROUGH THE SKIN, EACH ADDITIONAL ARTERY OR BRANCH	92925
PX_PCI	CORONARY REVASCULARIZATION, PCI (PX)	PXCH	92928	CATHETER PLACEMENT OF STENTS IN MAJOR CORONARY ARTERY OR BRANCH, ACCESSED THROUGH THE SKIN, EACH ADDITIONAL ARTERY OR BRANCH	92928
PX_PCI	CORONARY REVASCULARIZATION, PCI (PX)	PXCH	92929	CATHETER PLACEMENT OF STENTS IN MAJOR CORONARY ARTERY OR BRANCH, ACCESSED THROUGH THE SKIN, SINGLE ARTERY OR BRANCH	92929
PX_PCI	CORONARY REVASCULARIZATION, PCI (PX)	PXCH	92933	REMOVAL OF PLAQUE AND INSERTION OF STENT IN MAJOR CORONARY ARTERY OR BRANCH, ACCESSED THROUGH THE SKIN, SINGLE ARTERY OR BRANCH	92933
PX_PCI	CORONARY REVASCULARIZATION, PCI (PX)	PXCH	92934	REMOVAL OF PLAQUE AND INSERTION OF STENT IN MAJOR CORONARY ARTERY OR BRANCH, ACCESSED THROUGH THE SKIN, EACH ADDITIONAL ARTERY OR BRANCH	92934
PX_PCI	CORONARY REVASCULARIZATION, PCI (PX)	PXCH	92937	INSERTION OF STENT, REMOVAL OF PLAQUE AND/OR BALLOON DILATION OF CORONARY VESSEL, ACCESSED THROUGH THE SKIN, SINGLE VESSEL, INCLUDING DISTAL PROTECTION WHEN PERFORMED	92937
PX_PCI	CORONARY REVASCULARIZATION, PCI (PX)	PXCH	92938	INSERTION OF STENT, REMOVAL OF PLAQUE AND/OR BALLOON DILATION OF CORONARY VESSEL, ACCESSED THROUGH THE SKIN, EACH ADDITIONAL BRANCH	92938
PX_PCI	CORONARY REVASCULARIZATION, PCI (PX)	PXCH	92941	INSERTION OF STENT, REMOVAL OF PLAQUE AND/OR BALLOON DILATION OF CORONARY VESSEL DURING HEART ATTACK, ACCESSED THROUGH THE SKIN	92941
PX_PCI	CORONARY REVASCULARIZATION, PCI (PX)	PXCH	92943	INSERTION OF STENT, REMOVAL OF PLAQUE AND/OR BALLOON DILATION OF CORONARY VESSEL, ACCESSED THROUGH THE SKIN, SINGLE VESSEL	92943
PX_PCI	CORONARY REVASCULARIZATION, PCI (PX)	PXCH	92944	INSERTION OF STENT, REMOVAL OF PLAQUE AND/OR BALLOON DILATION OF CORONARY VESSEL, ACCESSED THROUGH THE SKIN, EACH ADDITIONAL ARTERY, BRANCH OR GRAFT	92944
PX_PCI	CORONARY REVASCULARIZATION, PCI (PX)	PXCH	92980	TRANSCATHETER PLACEMENT OF AN INTRACORONARY STENT(S), PERCUTANEOUS, WITH OR WITHOUT OTHER THERAPEUTIC INTERVENTION, ANY METHOD; SINGLE VESSEL	92980
PX_PCI	CORONARY REVASCULARIZATION, PCI (PX)	PXCH	92981	TRANSCATHETER PLACEMENT OF AN INTRACORONARY STENT(S), PERCUTANEOUS, WITH OR WITHOUT OTHER THERAPEUTIC INTERVENTION, ANY METHOD; EACH ADDITIONAL VESSEL (LIST SEPARATELY IN ADDITION TO CODE FOR PRIMARY PROCEDURE)	92981
PX_PCI	CORONARY REVASCULARIZATION, PCI (PX)	PXCH	92982	PERCUTANEOUS TRANSLUMINAL CORONARY BALLOON ANGIOPLASTY; SINGLE VESSEL	92982

Boehringer Ingelheim
Statistical and Epidemiological Analysis Plan (SEAP) for Non-Interventional Study
(NIS)
BI Study Number 1245-0228

Proprietary confidential information © 2023 Boehringer Ingelheim International GmbH or one or more of its affiliated companies

PX_PCI	CORONARY REVASCULARIZATION, PCI (PX)	PXCH	92984	PERCUTANEOUS TRANSLUMINAL CORONARY BALLOON ANGIOPLASTY; EACH ADDITIONAL VESSEL (LIST SEPARATELY IN ADDITION TO CODE FOR PRIMARY PROCEDURE)	92984
PX_PCI	CORONARY REVASCULARIZATION, PCI (PX)	PXCH	92995	PERCUTANEOUS TRANSLUMINAL CORONARY ATHERECTOMY, BY MECHANICAL OR OTHER METHOD, WITH OR WITHOUT BALLOON ANGIOPLASTY; SINGLE VESSEL	92995
PX_PCI	CORONARY REVASCULARIZATION, PCI (PX)	PXCH	92996	PERCUTANEOUS TRANSLUMINAL CORONARY ATHERECTOMY, BY MECHANICAL OR OTHER METHOD, WITH OR WITHOUT BALLOON ANGIOPLASTY; EACH ADDITIONAL VESSEL (LIST SEPARATELY IN ADDITION TO CODE FOR PRIMARY PROCEDURE)	92996
PX_PCI	CORONARY REVASCULARIZATION, PCI (PX)	PXCH	C9600	PERCUTANEOUS TRANSCATHETER PLACEMENT OF DRUG ELUTING INTRACORONARY STENT(S), WITH CORONARY ANGIOPLASTY WHEN PERFORMED; SINGLE MAJOR CORONARY ARTERY OR BRANCH	C9600
PX_PCI	CORONARY REVASCULARIZATION, PCI (PX)	PXCH	C9601	PERCUTANEOUS TRANSCATHETER PLACEMENT OF DRUG-ELUTING INTRACORONARY STENT(S), WITH CORONARY ANGIOPLASTY WHEN PERFORMED; EACH ADDITIONAL BRANCH OF A MAJOR CORONARY ARTERY (LIST SEPARATELY IN ADDITION TO CODE FOR PRIMARY PROCEDURE)	C9601
PX_PCI	CORONARY REVASCULARIZATION, PCI (PX)	PXCH	C9602	PERCUTANEOUS TRANSLUMINAL CORONARY ATHERECTOMY, WITH DRUG ELUTING INTRACORONARY STENT, WITH CORONARY ANGIOPLASTY WHEN PERFORMED; SINGLE MAJOR CORONARY ARTERY OR BRANCH	C9602
PX_PCI	CORONARY REVASCULARIZATION, PCI (PX)	PXCH	C9603	PERCUTANEOUS TRANSLUMINAL CORONARY ATHERECTOMY, WITH DRUG-ELUTING INTRACORONARY STENT, WITH CORONARY ANGIOPLASTY WHEN PERFORMED; EACH ADDITIONAL BRANCH OF A MAJOR CORONARY ARTERY (LIST SEPARATELY IN ADDITION TO CODE FOR PRIMARY PROCEDURE)	C9603
PX_PCI	CORONARY REVASCULARIZATION, PCI (PX)	PXCH	C9604	PERCUTANEOUS TRANSLUMINAL REVASCULARIZATION OF OR THROUGH CORONARY ARTERY BYPASS GRAFT (INTERNAL MAMMARY, FREE ARTERIAL, VENOUS), ANY COMBINATION OF DRUG-ELUTING INTRACORONARY STENT, ATHERECTOMY AND ANGIOPLASTY, INCLUDING DISTAL PROTECTION WHEN PERFORMED; SINGLE VESSEL	C9604
PX_PCI	CORONARY REVASCULARIZATION, PCI (PX)	PXCH	C9605	PERCUTANEOUS TRANSLUMINAL REVASCULARIZATION OF OR THROUGH CORONARY ARTERY BYPASS GRAFT (INTERNAL MAMMARY, FREE ARTERIAL, VENOUS), ANY COMBINATION OF DRUG-ELUTING INTRACORONARY STENT, ATHERECTOMY AND ANGIOPLASTY, INCLUDING DISTAL PROTECTION WHEN PERFORMED; EACH ADDITIONAL BRANCH SUBTENDED BY THE BYPASS GRAFT (LIST SEPARATELY IN ADDITION TO CODE FOR PRIMARY PROCEDURE)	C9605

Boehringer Ingelheim
Statistical and Epidemiological Analysis Plan (SEAP) for Non-Interventional Study
(NIS)
BI Study Number 1245-0228

Proprietary confidential information © 2023 Boehringer Ingelheim International GmbH or one or more of its affiliated companies

PX_PCI	CORONARY REVASCULARIZATION, PCI (PX)	PXCH	C9606	PERCUTANEOUS TRANSLUMINAL REVASCULARIZATION OF ACUTE TOTAL/SUBTOTAL OCCLUSION DURING ACUTE MYOCARDIAL INFARCTION, CORONARY ARTERY OR CORONARY ARTERY BYPASS GRAFT, ANY COMBINATION OF DRUG-ELUTING INTRACORONARY STENT, ATHERECTOMY AND ANGIOPLASTY, INCLUDING ASPIRATION THROMBECTOMY WHEN PERFORMED, SINGLE VESSEL	C9606
PX_PCI	CORONARY REVASCULARIZATION, PCI (PX)	PXCH	C9607	PERCUTANEOUS TRANSLUMINAL REVASCULARIZATION OF CHRONIC TOTAL OCCLUSION, CORONARY ARTERY, CORONARY ARTERY BRANCH, OR CORONARY ARTERY BYPASS GRAFT, ANY COMBINATION OF DRUG-ELUTING INTRACORONARY STENT, ATHERECTOMY AND ANGIOPLASTY; SINGLE VESSEL	C9607
PX_PCI	CORONARY REVASCULARIZATION, PCI (PX)	PXCH	C9608	PERCUTANEOUS TRANSLUMINAL REVASCULARIZATION OF CHRONIC TOTAL OCCLUSION, CORONARY ARTERY, CORONARY ARTERY BRANCH, OR CORONARY ARTERY BYPASS GRAFT, ANY COMBINATION OF DRUG-ELUTING INTRACORONARY STENT, ATHERECTOMY AND ANGIOPLASTY; EACH ADDITIONAL CORONARY ARTERY, CORONARY ARTERY BRANCH, OR BYPASS GRAFT (LIST SEPARATELY IN ADDITION TO CODE FOR PRIMARY PROCEDURE)	C9608
PX_PCI	CORONARY REVASCULARIZATION, PCI (PX)	PXCH	G0290	TRANSCATHETER PLACEMENT OF A DRUG ELUTING INTRACORONARY STENT(S), PERCUTANEOUS, WITH OR WITHOUT OTHER THERAPEUTIC INTERVENTION, ANY METHOD; SINGLE VESSEL	G0290
PX_PCI	CORONARY REVASCULARIZATION, PCI (PX)	PXCH	G0291	TRANSCATHETER PLACEMENT OF A DRUG ELUTING INTRACORONARY STENT(S), PERCUTANEOUS, WITH OR WITHOUT OTHER THERAPEUTIC INTERVENTION, ANY METHOD; EACH ADDITIONAL VESSEL	G0291
PX_STONE_KID	KIDNEY STONE (PX)	PXCH	50060	REMOVAL OF KIDNEY STONE	50060
PX_STONE_KID	KIDNEY STONE (PX)	PXCH	50065	REMOVAL OF KIDNEY STONE WITH SECONDARY OPERATION FOR CALCULUS	50065
PX_STONE_KID	KIDNEY STONE (PX)	PXCH	50075	REMOVAL OF KIDNEY STONES	50075
PX_STONE_KID	KIDNEY STONE (PX)	PXCH	50080	REMOVAL OR CRUSHING KIDNEY STONE (UP TO 2 CENTIMETERS) OR INSERT KIDNEY STENT USING AN ENDOSCOPE, ACCESSED THROUGH THE SKIN	50080
PX_STONE_KID	KIDNEY STONE (PX)	PXCH	50081	REMOVAL OR CRUSHING KIDNEY STONE (OVER 2 CENTIMETERS) OR INSERT KIDNEY STENT USING AN ENDOSCOPE, ACCESSED THROUGH THE SKIN	50081
PX_STONE_KID	KIDNEY STONE (PX)	PXCH	50130	INCISION INTO RENAL PELVIS OF A KIDNEY WITH REMOVAL OF CALCULUS	50130
PX_STONE_KID	KIDNEY STONE (PX)	PXCH	50561	REMOVAL OF KIDNEY FOREIGN BODY OR STONE USING AN ENDOSCOPY WHICH IS INSERTED THROUGH AN ALREADY CREATED KIDNEY OPENING	50561
PX_STONE_KID	KIDNEY STONE (PX)	PXCH	50580	REMOVAL OF KIDNEY FOREIGN BODY OR STONE USING AN ENDOSCOPE	50580
PX_STONE_KID	KIDNEY STONE (PX)	PXCH	50590	SHOCK WAVE CRUSHING OF KIDNEY STONES	50590
PX_STONE_KID	KIDNEY STONE (PX)	PXCH	50610	REMOVAL OF STONE FROM UPPER URINARY DUCT (URETER)	50610
PX_STONE_KID	KIDNEY STONE (PX)	PXCH	50620	REMOVAL OF STONE FROM MIDDLE URINARY DUCT (URETER)	50620

Statistical and Epidemiological Analysis Plan (SEAP) for Non-Interventional Study (NIS)**BI Study Number 1245-0228****c39712001-02**

Proprietary confidential information © 2023 Boehringer Ingelheim International GmbH or one or more of its affiliated companies

PX_STONE_KID	KIDNEY STONE (PX)	PXCH	50630	REMOVAL OF STONE FROM LOWER URINARY DUCT (URETER)	50630
PX_STONE_KID	KIDNEY STONE (PX)	PXCH	50945	REMOVAL OF STONE FROM URINARY DUCT (URETER) USING AN ENDOSCOPE	50945
PX_STONE_KID	KIDNEY STONE (PX)	PXCH	50961	REMOVAL OF FOREIGN BODY OR STONE FROM KIDNEY OR URINARY DUCT (URETER) USING AN ENDOSCOPY WHICH IS INSERTED THROUGH AN ALREADY CREATED URINARY DUCT (URETER) OPENING	50961
PX_STONE_KID	KIDNEY STONE (PX)	PXCH	50980	REMOVAL OF FOREIGN BODY OR STONE FROM KIDNEY OR URINARY DUCT (URETER) USING AN ENDOSCOPE	50980
PX_STONE_KID	KIDNEY STONE (PX)	PXCH	51060	INCISION OF BLADDER WITH REMOVAL OF STONE IN URINARY DUCT (URETER)	51060
PX_STONE_KID	KIDNEY STONE (PX)	PXCH	51065	INCISION OF BLADDER WITH BASKET REMOVAL AND/OR ULTRASONIC CRUSHING OF STONES IN URINARY DUCT (URETER)	51065
PX_STONE_KID	KIDNEY STONE (PX)	PXCH	52320	REMOVAL OF STONE IN URINARY DUCT (URETER) USING AN ENDOSCOPE	52320
PX_STONE_KID	KIDNEY STONE (PX)	PXCH	52325	FRAGMENTING OF STONE IN URINARY DUCT (URETER) USING AN ENDOSCOPE	52325
PX_STONE_KID	KIDNEY STONE (PX)	PXCH	52352	REMOVAL OR MANIPULATION OF STONE IN URINARY DUCT (URETER) OR KIDNEY USING AN ENDOSCOPE	52352
PX_STONE_KID	KIDNEY STONE (PX)	PXCH	52353	CRUSHING OF STONE IN URINARY DUCT (URETER) USING AN ENDOSCOPE	52353

Boehringer Ingelheim
Statistical and Epidemiological Analysis Plan (SEAP) for Non-Interventional Study
(NIS)
BI Study Number 1245-0228

c39712001-02

Proprietary confidential information © 2023 Boehringer Ingelheim International GmbH or one or more of its affiliated companies

CONCEPT_ID	CONCEPT_LBL	CODETYPE	CODE	CODE DESCRIPTION	CODE_CLEAN
L_ALBUMIN_URN	ALBUMIN URINE	LOINC	11218-5	MICROALBUMIN [MASS/VOLUME] IN URINE BY TEST STRIP	11218-5
L_ALBUMIN_URN	ALBUMIN URINE	LOINC	14957-5	MICROALBUMIN [MASS/VOLUME] IN URINE	14957-5
L_ALBUMIN_URN	ALBUMIN URINE	LOINC	1754-1	ALBUMIN [MASS/VOLUME] IN URINE	1754-1
L_ALBUMIN_URN	ALBUMIN URINE	LOINC	32293-3	ALBUMIN [MASS/VOLUME] IN SPECIMEN	32293-3
L_ALBUMIN_URN	ALBUMIN URINE	LOINC	43605-5	MICROALBUMIN [MASS/VOLUME] IN 4 HOUR URINE	43605-5
L_ALBUMIN_URN	ALBUMIN URINE	LOINC	43606-3	MICROALBUMIN [MASS/TIME] IN 4 HOUR URINE	43606-3
L_ALBUMIN_URN	ALBUMIN URINE	LOINC	43607-1	MICROALBUMIN [MASS/TIME] IN 12 HOUR URINE	43607-1
L_ALBUMIN_URN	ALBUMIN URINE	LOINC	49002-9	ALBUMIN [MASS/TIME] IN URINE COLLECTED FOR UNSPECIFIED DURATION	49002-9
L_ALBUMIN_URN	ALBUMIN URINE	LOINC	49023-5	MICROALBUMIN [MASS/TIME] IN URINE COLLECTED FOR UNSPECIFIED DURATION	49023-5
L_ALBUMIN_URN	ALBUMIN URINE	LOINC	53531-0	MICROALBUMIN [MASS/VOLUME] IN URINE BY DETECTION LIMIT <= 1.0 MGL	53531-0
L_ALBUMIN_URN	ALBUMIN URINE	LOINC	56553-1	MICROALBUMIN [MASS/TIME] IN 8 HOUR URINE	56553-1
L_ALBUMIN_URN	ALBUMIN URINE	LOINC	57369-1	MICROALBUMIN [MASS/VOLUME] IN 12 HOUR URINE	57369-1
L_ALBUMIN_URN	ALBUMIN URINE	LOINC	63474-1	MICROALBUMIN [MASS/TIME] IN 18 HOUR URINE	63474-1
L_ALBUMIN_URN	ALBUMIN URINE	LOINC	6942-7	ALBUMIN [MASS/VOLUME] IN URINE BY ELECTROPHORESIS	6942-7
L_ALBUMIN_URN	ALBUMIN URINE	LOINC	77158-4	MICROALBUMIN [MOLES/VOLUME] IN URINE BY DETECTION LIMIT <= 3.0 MGL	77158-4
L_ALBUMIN_URN	ALBUMIN URINE	LOINC	77940-5	ALBUMIN [MASS/VOLUME] BY ELECTROPHORESIS IN URINE COLLECTED FOR UNSPECIFIED DURA	77940-5
L_ALBUMIN_URN	ALBUMIN URINE	LOINC	89999-7	MICROALBUMIN [MASS/VOLUME] IN URINE BY DETECTION LIMIT <= 3.0 MGL	89999-7
L_ALB_CREAT_RATIO	ALBUMIN/CREATININE RATIO	LOINC	14585-4	ALBUMIN/CREATININE [MOLAR RATIO] IN URINE	14585-4
L_ALB_CREAT_RATIO	ALBUMIN/CREATININE RATIO	LOINC	14959-1	MICROALBUMIN/CREATININE [MASS RATIO] IN URINE	14959-1
L_ALB_CREAT_RATIO	ALBUMIN/CREATININE RATIO	LOINC	20621-9	ALBUMIN/CREATININE [PRESENCE] IN URINE BY TEST STRIP	20621-9
L_ALB_CREAT_RATIO	ALBUMIN/CREATININE RATIO	LOINC	30000-4	MICROALBUMIN/CREATININE [RATIO] IN URINE	30000-4
L_ALB_CREAT_RATIO	ALBUMIN/CREATININE RATIO	LOINC	30001-2	MICROALBUMIN/CREATININE [RATIO] IN URINE BY TEST STRIP	30001-2
L_ALB_CREAT_RATIO	ALBUMIN/CREATININE RATIO	LOINC	32294-1	ALBUMIN/CREATININE [RATIO] IN URINE	32294-1
L_ALB_CREAT_RATIO	ALBUMIN/CREATININE RATIO	LOINC	44292-1	MICROALBUMIN/CREATININE [MASS RATIO] IN 12 HOUR URINE	44292-1
L_ALB_CREAT_RATIO	ALBUMIN/CREATININE RATIO	LOINC	77253-3	MICROALBUMIN/CREATININE [RATIO] IN URINE BY DETECTION LIMIT <= 1.0 MGL	77253-3
L_ALB_CREAT_RATIO	ALBUMIN/CREATININE RATIO	LOINC	89998-9	MICROALBUMIN/CREATININE [RATIO] IN URINE BY DETECTION LIMIT <= 3.0 MGL	89998-9
L_ALB_CREAT_RATIO	ALBUMIN/CREATININE RATIO	LOINC	9318-7	ALBUMIN/CREATININE [MASS RATIO] IN URINE	9318-7
L_ALB_CREAT_RATIO	ALBUMIN/CREATININE RATIO	LOINC	95233-3	MICROALBUMIN/CREATININE QUALITATIVE IN URINE BY TEST STRIP	95233-3
L_BUN	BLOOD UREA NITROGEN	LOINC	12961-9	UREA NITROGEN [MASS/VOLUME] IN ARTERIAL BLOOD	12961-9
L_BUN	BLOOD UREA NITROGEN	LOINC	12962-7	UREA NITROGEN [MASS/VOLUME] IN VENOUS BLOOD	12962-7
L_BUN	BLOOD UREA NITROGEN	LOINC	12963-5	UREA NITROGEN [MASS/VOLUME] IN PERIPHERAL BLOOD	12963-5
L_BUN	BLOOD UREA NITROGEN	LOINC	14937-7	UREA NITROGEN [MOLES/VOLUME] IN SERUM OR PLASMA	14937-7
L_BUN	BLOOD UREA NITROGEN	LOINC	3094-0	UREA NITROGEN [MASS/VOLUME] IN SERUM OR PLASMA	3094-0
L_BUN	BLOOD UREA NITROGEN	LOINC	59570-2	UREA NITROGEN [MOLES/VOLUME] IN BLOOD	59570-2
L_BUN	BLOOD UREA NITROGEN	LOINC	6299-2	UREA NITROGEN [MASS/VOLUME] IN BLOOD	6299-2
L_CREATININE	CREATININE	LOINC	14682-9	CREATININE [MOLES/VOLUME] IN SERUM OR PLASMA	14682-9
L_CREATININE	CREATININE	LOINC	21232-4	CREATININE [MASS/VOLUME] IN ARTERIAL BLOOD	21232-4
L_CREATININE	CREATININE	LOINC	2160-0	CREATININE [MASS/VOLUME] IN SERUM OR PLASMA	2160-0
L_CREATININE	CREATININE	LOINC	38493-4	CREATININE [MASS/VOLUME] IN BLOOD	38493-4
L_CREATININE	CREATININE	LOINC	59826-8	CREATININE [MOLES/VOLUME] IN BLOOD	59826-8
L_CREATININE	CREATININE	LOINC	77140-2	CREATININE [MOLES/VOLUME] IN SERUM, PLASMA OR BLOOD	77140-2
L_CREATININE_URN	CREATININE URINE	LOINC	12585-6	CREATININE [MASS/TIME] IN 2 HOUR URINE	12585-6
L_CREATININE_URN	CREATININE URINE	LOINC	12586-4	CREATININE [MASS/TIME] IN 4 HOUR URINE	12586-4
L_CREATININE_URN	CREATININE URINE	LOINC	12587-2	CREATININE [MASS/TIME] IN 6 HOUR URINE	12587-2
L_CREATININE_URN	CREATININE URINE	LOINC	12588-0	CREATININE [MASS/TIME] IN 8 HOUR URINE	12588-0
L_CREATININE_URN	CREATININE URINE	LOINC	12589-8	CREATININE [MASS/TIME] IN 12 HOUR URINE	12589-8
L_CREATININE_URN	CREATININE URINE	LOINC	14683-7	CREATININE [MOLES/VOLUME] IN URINE	14683-7
L_CREATININE_URN	CREATININE URINE	LOINC	2161-8	CREATININE [MASS/VOLUME] IN URINE	2161-8
L_CREATININE_URN	CREATININE URINE	LOINC	30002-0	CREATININE [MOLES/VOLUME] IN URINE BY TEST STRIP	30002-0
L_CREATININE_URN	CREATININE URINE	LOINC	30004-6	CREATININE [MASS/VOLUME] IN URINE BY TEST STRIP	30004-6
L_CREATININE_URN	CREATININE URINE	LOINC	32543-1	CREATININE [MOLAR AMOUNT] IN URINE COLLECTED FOR UNSPECIFIED DURATION	32543-1
L_CREATININE_URN	CREATININE URINE	LOINC	33798-0	CREATININE [MOLES/TIME] IN 2 HOUR URINE	33798-0
L_CREATININE_URN	CREATININE URINE	LOINC	35674-1	CREATININE [MASS/VOLUME] IN URINE COLLECTED FOR UNSPECIFIED DURATION	35674-1
L_CREATININE_URN	CREATININE URINE	LOINC	51592-4	CREATININE [MOLES/TIME] IN 12 HOUR URINE	51592-4
L_CREATININE_URN	CREATININE URINE	LOINC	53120-2	CREATININE [MOLES/TIME] IN 1 HOUR URINE	53120-2
L_CREATININE_URN	CREATININE URINE	LOINC	53499-0	CREATININE [MOLES/VOLUME] IN 12 HOUR URINE	53499-0
L_CREATININE_URN	CREATININE URINE	LOINC	55593-8	CREATININE [MOLES/VOLUME] IN URINE COLLECTED FOR UNSPECIFIED DURATION	55593-8
L_CREATININE_URN	CREATININE URINE	LOINC	57344-4	CREATININE [MASS/VOLUME] IN 2 HOUR URINE	57344-4
L_CREATININE_URN	CREATININE URINE	LOINC	57346-9	CREATININE [MASS/VOLUME] IN 12 HOUR URINE	57346-9
L_CREATININE_URN	CREATININE URINE	LOINC	58998-6	CREATININE [MASS/TIME] IN 18 HOUR URINE	58998-6
L_CREATININE_URN	CREATININE URINE	LOINC	72821-2	CREATININE [MASS/TIME] BY CALCULATED IN URINE COLLECTED FOR UNSPECIFIED DURATION	72821-2
L_CREATININE_URN	CREATININE URINE	LOINC	93733-4	CREATININE [MASS/TIME] IN 5 HOUR URINE	93733-4
L_CREATININE_URN	CREATININE URINE	LOINC	93734-2	CREATININE [MOLES/TIME] IN 5 HOUR URINE	93734-2
L_CREATININE_URN	CREATININE URINE	LOINC	93735-9	CREATININE [MOLES/VOLUME] IN 5 HOUR URINE	93735-9
L_HBA1C	HEMOGLOBIN A1C	LOINC	17855-8	HEMOGLOBIN A1C/HEMOGLOBIN.TOTAL IN BLOOD BY CALCULATION	17855-8
L_HBA1C	HEMOGLOBIN A1C	LOINC	17856-6	HEMOGLOBIN A1C/HEMOGLOBIN.TOTAL IN BLOOD BY HPLC	17856-6
L_HBA1C	HEMOGLOBIN A1C	LOINC	4548-4	HEMOGLOBIN A1C/HEMOGLOBIN.TOTAL IN BLOOD	4548-4
L_HBA1C	HEMOGLOBIN A1C	LOINC	4549-2	HEMOGLOBIN A1C/HEMOGLOBIN.TOTAL IN BLOOD BY ELECTROPHORESIS	4549-2
L_HBA1C	HEMOGLOBIN A1C	LOINC	59261-8	HEMOGLOBIN A1C/HEMOGLOBIN.TOTAL IN BLOOD BY IFCC PROTOCOL	59261-8
L_HBA1C	HEMOGLOBIN A1C	LOINC	62388-4	HEMOGLOBIN A1C/HEMOGLOBIN.TOTAL IN BLOOD BY JDS/JSCC PROTOCOL	62388-4
L_HBA1C	HEMOGLOBIN A1C	LOINC	71875-9	HEMOGLOBIN A1C/HEMOGLOBIN.TOTAL [PURE MASS FRACTION] IN BLOOD	71875-9
L_HDL	HDL CHOLESTEROL	LOINC	12772-0	CHOLESTEROL IN HDL [UNITS/VOLUME] IN SERUM OR PLASMA BY ELECTROPHORESIS	12772-0
L_HDL	HDL CHOLESTEROL	LOINC	14646-4	CHOLESTEROL IN HDL [MOLES/VOLUME] IN SERUM OR PLASMA	14646-4
L_HDL	HDL CHOLESTEROL	LOINC	18263-4	CHOLESTEROL IN HDL [MASS/VOLUME] IN SERUM OR PLASMA ULTRACENTRIFUGATE	18263-4
L_HDL	HDL CHOLESTEROL	LOINC	2085-9	CHOLESTEROL IN HDL [MASS/VOLUME] IN SERUM OR PLASMA	2085-9
L_HDL	HDL CHOLESTEROL	LOINC	2086-7	DEPRECATED CHOLESTEROL IN HDL [MASS/VOLUME] IN SERUM OR PLASMA	2086-7
L_HDL	HDL CHOLESTEROL	LOINC	49130-8	CHOLESTEROL IN HDL [MASS/VOLUME] IN SERUM OR PLASMA BY ELECTROPHORESIS	49130-8
L_LDL	LDL CHOLESTEROL	LOINC	12773-8	CHOLESTEROL IN LDL [UNITS/VOLUME] IN SERUM OR PLASMA BY ELECTROPHORESIS	12773-8
L_LDL	LDL CHOLESTEROL	LOINC	13457-7	CHOLESTEROL IN LDL [MASS/VOLUME] IN SERUM OR PLASMA BY CALCULATION	13457-7
L_LDL	LDL CHOLESTEROL	LOINC	18261-8	CHOLESTEROL IN LDL [MASS/VOLUME] IN SERUM OR PLASMA ULTRACENTRIFUGATE	18261-8

Boehringer Ingelheim
Statistical and Epidemiological Analysis Plan (SEAP) for Non-Interventional Study
(NIS)
BI Study Number 1245-0228

Proprietary confidential information © 2023 Boehringer Ingelheim International GmbH or one or more of its affiliated companies

L_LDL	LDL CHOLESTEROL	LOINC	18262-6	CHOLESTEROL IN LDL [MASS/VOLUME] IN SERUM OR PLASMA BY DIRECT ASSAY	18262-6
L_LDL	LDL CHOLESTEROL	LOINC	2089-1	CHOLESTEROL IN LDL [MASS/VOLUME] IN SERUM OR PLASMA	2089-1
L_LDL	LDL CHOLESTEROL	LOINC	2090-9	DEPRECATED CHOLESTEROL IN LDL [MASS/VOLUME] IN SERUM OR PLASMA	2090-9
L_LDL	LDL CHOLESTEROL	LOINC	22748-8	CHOLESTEROL IN LDL [MOLES/VOLUME] IN SERUM OR PLASMA	22748-8
L_LDL	LDL CHOLESTEROL	LOINC	39469-2	CHOLESTEROL IN LDL [MOLES/VOLUME] IN SERUM OR PLASMA BY CALCULATION	39469-2
L_LDL	LDL CHOLESTEROL	LOINC	49132-4	CHOLESTEROL IN LDL [MASS/VOLUME] IN SERUM OR PLASMA BY ELECTROPHORESIS	49132-4
L_LDL	LDL CHOLESTEROL	LOINC	55440-2	CHOLESTEROL IN LDL (REAL) [MASS/VOLUME] IN SERUM OR PLASMA BY VAP	55440-2
L_LDL	LDL CHOLESTEROL	LOINC	69419-0	CHOLESTEROL IN LDL [MOLES/VOLUME] IN SERUM OR PLASMA BY DIRECT ASSAY	69419-0
L_POTASSIUM	POTASSIUM	LOINC	22760-3	POTASSIUM [MASS/VOLUME] IN SERUM OR PLASMA	22760-3
L_POTASSIUM	POTASSIUM	LOINC	2823-3	POTASSIUM [MOLES/VOLUME] IN SERUM OR PLASMA	2823-3
L_POTASSIUM	POTASSIUM	LOINC	2824-1	POTASSIUM [MOLES/VOLUME] IN RED BLOOD CELLS	2824-1
L_POTASSIUM	POTASSIUM	LOINC	32713-0	POTASSIUM [MOLES/VOLUME] IN ARTERIAL BLOOD	32713-0
L_POTASSIUM	POTASSIUM	LOINC	39789-3	POTASSIUM [MOLES/VOLUME] IN VENOUS BLOOD	39789-3
L_POTASSIUM	POTASSIUM	LOINC	39790-1	POTASSIUM [MOLES/VOLUME] IN CAPILLARY BLOOD	39790-1
L_POTASSIUM	POTASSIUM	LOINC	41656-0	POTASSIUM [MOLES/VOLUME] IN MIXED VENOUS BLOOD	41656-0
L_POTASSIUM	POTASSIUM	LOINC	6298-4	POTASSIUM [MOLES/VOLUME] IN BLOOD	6298-4
L_POTASSIUM	POTASSIUM	LOINC	75940-7	POTASSIUM [MASS/VOLUME] IN BLOOD	75940-7
L_POTASSIUM	POTASSIUM	LOINC	77142-8	POTASSIUM [MOLES/VOLUME] IN SERUM, PLASMA OR BLOOD	77142-8
L_POTASSIUM	POTASSIUM	LOINC	82722-0	POTASSIUM [MASS/VOLUME] IN RED BLOOD CELLS	82722-0
L_TCHOL	TOTAL CHOLESTEROL	LOINC	14647-2	CHOLESTEROL [MOLES/VOLUME] IN SERUM OR PLASMA	14647-2
L_TCHOL	TOTAL CHOLESTEROL	LOINC	2093-3	CHOLESTEROL [MASS/VOLUME] IN SERUM OR PLASMA	2093-3
L_TCHOL	TOTAL CHOLESTEROL	LOINC	2565-0	DEPRECATED CHOLESTEROL [MASS/VOLUME] IN SERUM OR PLASMA	2565-0
L_TCHOL	TOTAL CHOLESTEROL	LOINC	48620-9	CHOLESTEROL [MASS/VOLUME] IN SERUM OR PLASMA ULTRACENTRIFUGATE	48620-9
L_TCHOL	TOTAL CHOLESTEROL	LOINC	50339-1	DEPRECATED CHOLESTEROL [MASS/VOLUME] IN BLOOD	50339-1
L_TRIGLY	TRIGLYCERIDE	LOINC	12951-0	TRIGLYCERIDE [MASS/VOLUME] IN SERUM OR PLASMA BY CALCULATION	12951-0
L_TRIGLY	TRIGLYCERIDE	LOINC	14927-8	TRIGLYCERIDE [MOLES/VOLUME] IN SERUM OR PLASMA	14927-8
L_TRIGLY	TRIGLYCERIDE	LOINC	1644-4	TRIGLYCERIDE [MASS/VOLUME] IN SERUM OR PLASMA --12 HOURS FASTING	1644-4
L_TRIGLY	TRIGLYCERIDE	LOINC	17081-1	DEPRECATED TRIGLYCERIDE [MASS/VOLUME] IN SERUM OR PLASMA --POST CFST	17081-1
L_TRIGLY	TRIGLYCERIDE	LOINC	2571-8	TRIGLYCERIDE [MASS/VOLUME] IN SERUM OR PLASMA	2571-8
L_TRIGLY	TRIGLYCERIDE	LOINC	3043-7	TRIGLYCERIDE [MASS/VOLUME] IN BLOOD	3043-7
L_TRIGLY	TRIGLYCERIDE	LOINC	3048-6	TRIGLYCERIDE [MASS/VOLUME] IN SERUM OR PLASMA --FASTING	3048-6
L_TRIGLY	TRIGLYCERIDE	LOINC	3049-4	DEPRECATED TRIGLYCERIDE [MASS/VOLUME] IN SERUM OR PLASMA	3049-4
L_TRIGLY	TRIGLYCERIDE	LOINC	30524-3	TRIGLYCERIDE [MOLES/VOLUME] IN SERUM OR PLASMA --12 HOURS FASTING	30524-3
L_TRIGLY	TRIGLYCERIDE	LOINC	47210-0	TRIGLYCERIDE [MOLES/VOLUME] IN SERUM OR PLASMA --FASTING	47210-0
L_TRIGLY	TRIGLYCERIDE	LOINC	70218-3	TRIGLYCERIDE [MOLES/VOLUME] IN BLOOD	70218-3

Boehringer Ingelheim
Statistical and Epidemiological Analysis Plan (SEAP) for Non-Interventional Study
(NIS)
BI Study Number 1245-0228

Proprietary confidential information © 2023 Boehringer Ingelheim International GmbH or one or more of its affiliated companies

CONCEPT_ID	CONCEPT_LBL	DRUG_INPUT
MD_ACE	ACE INHIBITORS	BENZAEPRIIL
MD_ACE	ACE INHIBITORS	CAPTOPRIL
MD_ACE	ACE INHIBITORS	ENALAPRIL
MD_ACE	ACE INHIBITORS	FOSINOPRIL
MD_ACE	ACE INHIBITORS	LISINOPRIL
MD_ACE	ACE INHIBITORS	MOEXIPRIL
MD_ACE	ACE INHIBITORS	PERINDOPRIL
MD_ACE	ACE INHIBITORS	QUINAPRIL
MD_ACE	ACE INHIBITORS	RAMIPRIL
MD_ACE	ACE INHIBITORS	TRANDOLAPRIL
MD_AGI	ALPHA-GLUCOSIDASE INHIBITOR	ACARBOSE
MD_AGI	ALPHA-GLUCOSIDASE INHIBITOR	MIGLITOL
MD_ALPHA_BLOCK	ALPHA BLOCKERS	DOXAZOSIN
MD_ALPHA_BLOCK	ALPHA BLOCKERS	PRAZOSIN
MD_ALPHA_BLOCK	ALPHA BLOCKERS	TERAZOSIN
MD_AMYLINO	AMYLINOMIMETIC	PRAMLINTIDE
MD_ANTICONV	ANTICONVULSANTS	ALPRAZOLAM
MD_ANTICONV	ANTICONVULSANTS	BRIVARACETAM
MD_ANTICONV	ANTICONVULSANTS	CANNABIDIOL
MD_ANTICONV	ANTICONVULSANTS	CARBAMAZEPINE
MD_ANTICONV	ANTICONVULSANTS	CENOBAMATE
MD_ANTICONV	ANTICONVULSANTS	CHLORDIAZEPOXIDE
MD_ANTICONV	ANTICONVULSANTS	CLONAZEPAM
MD_ANTICONV	ANTICONVULSANTS	CLORAZEPATE
MD_ANTICONV	ANTICONVULSANTS	DIAZEPAM
MD_ANTICONV	ANTICONVULSANTS	ESLICARBAZEPINE
MD_ANTICONV	ANTICONVULSANTS	ETHOSUXIMIDE
MD_ANTICONV	ANTICONVULSANTS	FELBAMATE
MD_ANTICONV	ANTICONVULSANTS	FOSPHENYTOIN
MD_ANTICONV	ANTICONVULSANTS	GABAPENTIN
MD_ANTICONV	ANTICONVULSANTS	LACOSAMIDE
MD_ANTICONV	ANTICONVULSANTS	LAMOTRIGINE
MD_ANTICONV	ANTICONVULSANTS	LEVETIRACETAM
MD_ANTICONV	ANTICONVULSANTS	LORAZEPAM
MD_ANTICONV	ANTICONVULSANTS	OXAZEPAM
MD_ANTICONV	ANTICONVULSANTS	OXCARBAZEPINE
MD_ANTICONV	ANTICONVULSANTS	PERAMPANEL
MD_ANTICONV	ANTICONVULSANTS	PHENOBARBITAL
MD_ANTICONV	ANTICONVULSANTS	PHENYTOIN
MD_ANTICONV	ANTICONVULSANTS	PREGABALIN
MD_ANTICONV	ANTICONVULSANTS	PRIMIDONE
MD_ANTICONV	ANTICONVULSANTS	RUFINAMIDE
MD_ANTICONV	ANTICONVULSANTS	STIRIPENTOL
MD_ANTICONV	ANTICONVULSANTS	TIAGABINE
MD_ANTICONV	ANTICONVULSANTS	TOPIRAMATE
MD_ANTICONV	ANTICONVULSANTS	VALPROATE
MD_ANTICONV	ANTICONVULSANTS	VIGABATRIN
MD_ANTICONV	ANTICONVULSANTS	ZONISAMIDE
MD_ANTIDEP	ANTIDEPRESSANTS	AMITRIPTYLINE
MD_ANTIDEP	ANTIDEPRESSANTS	AMOXAPINE
MD_ANTIDEP	ANTIDEPRESSANTS	BUPROPION
MD_ANTIDEP	ANTIDEPRESSANTS	CITALOPRAM
MD_ANTIDEP	ANTIDEPRESSANTS	DESIPRAMINE
MD_ANTIDEP	ANTIDEPRESSANTS	DESVENLAFAXINE
MD_ANTIDEP	ANTIDEPRESSANTS	DOXEPIN

Boehringer Ingelheim
Statistical and Epidemiological Analysis Plan (SEAP) for Non-Interventional Study
(NIS)
BI Study Number 1245-0228

Proprietary confidential information © 2023 Boehringer Ingelheim International GmbH or one or more of its affiliated companies

MD_ANTIDEP	ANTIDEPRESSANTS	DULOXETINE
MD_ANTIDEP	ANTIDEPRESSANTS	ESCITALOPRAM
MD_ANTIDEP	ANTIDEPRESSANTS	FLUOXETINE
MD_ANTIDEP	ANTIDEPRESSANTS	FLUVOXAMINE
MD_ANTIDEP	ANTIDEPRESSANTS	ISOCARBOXAZID
MD_ANTIDEP	ANTIDEPRESSANTS	LEVOMILNACIPRAN
MD_ANTIDEP	ANTIDEPRESSANTS	MAPROTILINE
MD_ANTIDEP	ANTIDEPRESSANTS	MIRTAZAPINE
MD_ANTIDEP	ANTIDEPRESSANTS	NEFAZODONE
MD_ANTIDEP	ANTIDEPRESSANTS	NORTRIPTYLINE
MD_ANTIDEP	ANTIDEPRESSANTS	PAROXETINE
MD_ANTIDEP	ANTIDEPRESSANTS	PHENELZINE
MD_ANTIDEP	ANTIDEPRESSANTS	PROTRIPTYLINE
MD_ANTIDEP	ANTIDEPRESSANTS	SERTRALINE
MD_ANTIDEP	ANTIDEPRESSANTS	TRANLYCYPROMINE
MD_ANTIDEP	ANTIDEPRESSANTS	TRAZODONE
MD_ANTIDEP	ANTIDEPRESSANTS	VENLAFAXINE
MD_ANTIDEP	ANTIDEPRESSANTS	VILAZODONE
MD_ANTIDEP	ANTIDEPRESSANTS	VORTIOXETINE
MD_ANTIP	ANTIPLATELET AGENTS	ABCIXIMAB
MD_ANTIP	ANTIPLATELET AGENTS	ASPIRIN
MD_ANTIP	ANTIPLATELET AGENTS	CANGRELOR
MD_ANTIP	ANTIPLATELET AGENTS	CLOPIDOGREL
MD_ANTIP	ANTIPLATELET AGENTS	EPTIFIBATIDE
MD_ANTIP	ANTIPLATELET AGENTS	PRASUGREL
MD_ANTIP	ANTIPLATELET AGENTS	TICAGRELOR
MD_ANTIP	ANTIPLATELET AGENTS	TIROFIBAN
MD_ANTIP	ANTIPLATELET AGENTS	VORAPAXAR
MD_ANTIPSY	ANTIPSYCHOTICS	ARIPIRAZOLE
MD_ANTIPSY	ANTIPSYCHOTICS	ASENAPINE
MD_ANTIPSY	ANTIPSYCHOTICS	BREXIPRAZOLE
MD_ANTIPSY	ANTIPSYCHOTICS	CARIPIRAZINE
MD_ANTIPSY	ANTIPSYCHOTICS	CHLORPROMAZINE
MD_ANTIPSY	ANTIPSYCHOTICS	CLOZAPINE
MD_ANTIPSY	ANTIPSYCHOTICS	FLUPHENAZINE
MD_ANTIPSY	ANTIPSYCHOTICS	HALOPERIDOL
MD_ANTIPSY	ANTIPSYCHOTICS	ILOPERIDONE
MD_ANTIPSY	ANTIPSYCHOTICS	LOXAPINE
MD_ANTIPSY	ANTIPSYCHOTICS	LUMATEPERONE
MD_ANTIPSY	ANTIPSYCHOTICS	LURASIDONE
MD_ANTIPSY	ANTIPSYCHOTICS	OLANZAPINE
MD_ANTIPSY	ANTIPSYCHOTICS	PALIPERIDONE
MD_ANTIPSY	ANTIPSYCHOTICS	PERPHENAZINE
MD_ANTIPSY	ANTIPSYCHOTICS	QUETIAPINE
MD_ANTIPSY	ANTIPSYCHOTICS	RISPERIDONE
MD_ANTIPSY	ANTIPSYCHOTICS	THIORIDAZINE
MD_ANTIPSY	ANTIPSYCHOTICS	THIOTHIXENE
MD_ANTIPSY	ANTIPSYCHOTICS	TRIFLUOPERAZINE
MD_ANTIPSY	ANTIPSYCHOTICS	ZIPRASIDONE
MD_ANTI_ARRYTH	ANTIARRHYTHMICS	ACEBUTOLOL
MD_ANTI_ARRYTH	ANTIARRHYTHMICS	ADENOSINE
MD_ANTI_ARRYTH	ANTIARRHYTHMICS	AMIODARONE
MD_ANTI_ARRYTH	ANTIARRHYTHMICS	ATENOLOL
MD_ANTI_ARRYTH	ANTIARRHYTHMICS	BETAXOLOL
MD_ANTI_ARRYTH	ANTIARRHYTHMICS	BISOPROLOL
MD_ANTI_ARRYTH	ANTIARRHYTHMICS	CARVEDILOL

Boehringer Ingelheim
Statistical and Epidemiological Analysis Plan (SEAP) for Non-Interventional Study
(NIS)
BI Study Number 1245-0228

Proprietary confidential information © 2023 Boehringer Ingelheim International GmbH or one or more of its affiliated companies

MD_ANTI_ARRYTH	ANTIARRHYTHMICS	DIGOXIN
MD_ANTI_ARRYTH	ANTIARRHYTHMICS	DILTIAZEM
MD_ANTI_ARRYTH	ANTIARRHYTHMICS	DISOPYRAMIDE
MD_ANTI_ARRYTH	ANTIARRHYTHMICS	DOFETILIDE
MD_ANTI_ARRYTH	ANTIARRHYTHMICS	DRONEDARONE
MD_ANTI_ARRYTH	ANTIARRHYTHMICS	ESMOLOL
MD_ANTI_ARRYTH	ANTIARRHYTHMICS	FLECAINIDE
MD_ANTI_ARRYTH	ANTIARRHYTHMICS	IBUTILIDE
MD_ANTI_ARRYTH	ANTIARRHYTHMICS	LABETALOL
MD_ANTI_ARRYTH	ANTIARRHYTHMICS	LIDOCAINE
MD_ANTI_ARRYTH	ANTIARRHYTHMICS	METOPROLOL
MD_ANTI_ARRYTH	ANTIARRHYTHMICS	MEXILETINE
MD_ANTI_ARRYTH	ANTIARRHYTHMICS	NADOLOL
MD_ANTI_ARRYTH	ANTIARRHYTHMICS	NEBIVOLOL
MD_ANTI_ARRYTH	ANTIARRHYTHMICS	PINDOLOL
MD_ANTI_ARRYTH	ANTIARRHYTHMICS	PROCAINAMIDE
MD_ANTI_ARRYTH	ANTIARRHYTHMICS	PROPAFENONE
MD_ANTI_ARRYTH	ANTIARRHYTHMICS	PROPRANOLOL
MD_ANTI_ARRYTH	ANTIARRHYTHMICS	QUINIDINE
MD_ANTI_ARRYTH	ANTIARRHYTHMICS	SOTALOL
MD_ANTI_ARRYTH	ANTIARRHYTHMICS	TIMOLOL
MD_ANTI_ARRYTH	ANTIARRHYTHMICS	VERAPAMIL
MD_ARB	ANGIOTENSIN II RECEPTOR BLOCKERS	AZILSARTAN
MD_ARB	ANGIOTENSIN II RECEPTOR BLOCKERS	CANDESARTAN
MD_ARB	ANGIOTENSIN II RECEPTOR BLOCKERS	EPROSARTAN
MD_ARB	ANGIOTENSIN II RECEPTOR BLOCKERS	IRBESARTAN
MD_ARB	ANGIOTENSIN II RECEPTOR BLOCKERS	LOSARTAN
MD_ARB	ANGIOTENSIN II RECEPTOR BLOCKERS	OLMESARTAN
MD_ARB	ANGIOTENSIN II RECEPTOR BLOCKERS	TELMISARTAN
MD_ARB	ANGIOTENSIN II RECEPTOR BLOCKERS	VALSARTAN
MD_ARNI	ARNI	SACUBITRIL
MD_ASTHMA_COPD	COPD OR ASTHMA MEDICATIONS	ACLIDINIUM
MD_ASTHMA_COPD	COPD OR ASTHMA MEDICATIONS	ALBUTEROL
MD_ASTHMA_COPD	COPD OR ASTHMA MEDICATIONS	ARFORMOTEROL
MD_ASTHMA_COPD	COPD OR ASTHMA MEDICATIONS	BECLOMETHASONE
MD_ASTHMA_COPD	COPD OR ASTHMA MEDICATIONS	BENRALIZUMAB
MD_ASTHMA_COPD	COPD OR ASTHMA MEDICATIONS	BUDESONIDE
MD_ASTHMA_COPD	COPD OR ASTHMA MEDICATIONS	CICLESONIDE
MD_ASTHMA_COPD	COPD OR ASTHMA MEDICATIONS	DUPILUMAB
MD_ASTHMA_COPD	COPD OR ASTHMA MEDICATIONS	FLUTICASONE
MD_ASTHMA_COPD	COPD OR ASTHMA MEDICATIONS	FORMOTEROL
MD_ASTHMA_COPD	COPD OR ASTHMA MEDICATIONS	GLYCOPYRRONIUM
MD_ASTHMA_COPD	COPD OR ASTHMA MEDICATIONS	INDACATEROL
MD_ASTHMA_COPD	COPD OR ASTHMA MEDICATIONS	IPRATROPIUM
MD_ASTHMA_COPD	COPD OR ASTHMA MEDICATIONS	LEVAlBUTEROL
MD_ASTHMA_COPD	COPD OR ASTHMA MEDICATIONS	MEPOLIZUMAB
MD_ASTHMA_COPD	COPD OR ASTHMA MEDICATIONS	MOMETASONE
MD_ASTHMA_COPD	COPD OR ASTHMA MEDICATIONS	MONTELUKAST
MD_ASTHMA_COPD	COPD OR ASTHMA MEDICATIONS	OLODATEROL
MD_ASTHMA_COPD	COPD OR ASTHMA MEDICATIONS	OMALIZUMAB
MD_ASTHMA_COPD	COPD OR ASTHMA MEDICATIONS	RESLIZUMAB
MD_ASTHMA_COPD	COPD OR ASTHMA MEDICATIONS	REVEFENACIN
MD_ASTHMA_COPD	COPD OR ASTHMA MEDICATIONS	ROFLUMILAST
MD_ASTHMA_COPD	COPD OR ASTHMA MEDICATIONS	SALMETEROL
MD_ASTHMA_COPD	COPD OR ASTHMA MEDICATIONS	THEOPHYLLINE
MD_ASTHMA_COPD	COPD OR ASTHMA MEDICATIONS	TIOTROPIUM

Boehringer Ingelheim
Statistical and Epidemiological Analysis Plan (SEAP) for Non-Interventional Study
(NIS)
BI Study Number 1245-0228

Proprietary confidential information © 2023 Boehringer Ingelheim International GmbH or one or more of its affiliated companies

MD_ASTHMA_COPD	COPD OR ASTHMA MEDICATIONS	UMECLIDINIUM
MD_ASTHMA_COPD	COPD OR ASTHMA MEDICATIONS	VILANTEROL
MD_ASTHMA_COPD	COPD OR ASTHMA MEDICATIONS	ZAFIRLUKAST
MD_ASTHMA_COPD	COPD OR ASTHMA MEDICATIONS	ZILEUTON
MD_BB	BETA BLOCKERS	ACEBUTOLOL
MD_BB	BETA BLOCKERS	ATENOLOL
MD_BB	BETA BLOCKERS	BETAXOLOL
MD_BB	BETA BLOCKERS	BISOPROLOL
MD_BB	BETA BLOCKERS	CARVEDILOL
MD_BB	BETA BLOCKERS	ESMOLOL
MD_BB	BETA BLOCKERS	LABELALOL
MD_BB	BETA BLOCKERS	METOPROLOL
MD_BB	BETA BLOCKERS	NADOLOL
MD_BB	BETA BLOCKERS	NEBIVOLOL
MD_BB	BETA BLOCKERS	PINDOLOL
MD_BB	BETA BLOCKERS	PROPRANOLOL
MD_BB	BETA BLOCKERS	TIMOLOL
MD_BENZOD	BENZODIAZEPINES	ALPRAZOLAM
MD_BENZOD	BENZODIAZEPINES	CHLORDIAZEPOXIDE
MD_BENZOD	BENZODIAZEPINES	CLONAZEPAM
MD_BENZOD	BENZODIAZEPINES	CLORAZEPATE
MD_BENZOD	BENZODIAZEPINES	DIAZEPAM
MD_BENZOD	BENZODIAZEPINES	LORAZEPAM
MD_BENZOD	BENZODIAZEPINES	OXAZEPAM
MD_BISPHO	BISPHOSPHONATES	ALENDRONATE
MD_BISPHO	BISPHOSPHONATES	IBANDRONATE
MD_BISPHO	BISPHOSPHONATES	RISEDRONATE
MD_BISPHO	BISPHOSPHONATES	ZOLEDRONIC
MD_CCB	CALCIUM CHANNEL BLOCKERS	AMLODIPINE
MD_CCB	CALCIUM CHANNEL BLOCKERS	CLEVIDIPINE
MD_CCB	CALCIUM CHANNEL BLOCKERS	FELODIPINE
MD_CCB	CALCIUM CHANNEL BLOCKERS	ISRADIPINE
MD_CCB	CALCIUM CHANNEL BLOCKERS	NICARDIPINE
MD_CCB	CALCIUM CHANNEL BLOCKERS	NIFEDIPINE
MD_CCB	CALCIUM CHANNEL BLOCKERS	NIMODIPINE
MD_CCB	CALCIUM CHANNEL BLOCKERS	NISOLDIPINE
MD_CCB_ND	CALCIUM CHANNEL BLOCKERS - NON-DIHYDROPYRIDINE	DILTIAZEM
MD_CCB_ND	CALCIUM CHANNEL BLOCKERS - NON-DIHYDROPYRIDINE	VERAPAMIL
MD_CIPR	CIPROFLOXACIN	CIPROFLOXACIN
MD_DEMENTIA	DEMENTIA MEDICATIONS	DONEPEZIL
MD_DEMENTIA	DEMENTIA MEDICATIONS	GALANTAMINE
MD_DEMENTIA	DEMENTIA MEDICATIONS	MEMANTINE
MD_DEMENTIA	DEMENTIA MEDICATIONS	RIVASTIGMINE
MD_DIGOXIN	DIGOXIN	DIGOXIN
MD_DPP4	DIPEPTIDYL PEPTIDASE-4 (DPP4) INHIBITOR	ALOGLIPTIN
MD_DPP4	DIPEPTIDYL PEPTIDASE-4 (DPP4) INHIBITOR	LINAGLIPTIN
MD_DPP4	DIPEPTIDYL PEPTIDASE-4 (DPP4) INHIBITOR	SAXAGLIPTIN
MD_DPP4	DIPEPTIDYL PEPTIDASE-4 (DPP4) INHIBITOR	SITAGLIPTIN
MD_EMPA	EMPAGLIFLOZIN	EMPAGLIFLOZIN
MD_FINEREN	FINERENONE	FINERENONE
MD_FLUCO	FLUCONAZOLE	FLUCONAZOLE
MD_GLITAZONE	GLITAZONE	PIOGLITAZONE
MD_GLITAZONE	GLITAZONE	ROSIGLITAZONE
MD_GLP1	GLUCAGON-LIKE PEPTIDE-1 (GLP1) RECEPTOR AGONIST	ALBIGLUTIDE
MD_GLP1	GLUCAGON-LIKE PEPTIDE-1 (GLP1) RECEPTOR AGONIST	DULAGLUTIDE
MD_GLP1	GLUCAGON-LIKE PEPTIDE-1 (GLP1) RECEPTOR AGONIST	EXENATIDE

Boehringer Ingelheim
Statistical and Epidemiological Analysis Plan (SEAP) for Non-Interventional Study
(NIS)
BI Study Number 1245-0228

Proprietary confidential information © 2023 Boehringer Ingelheim International GmbH or one or more of its affiliated companies

MD_GLP1	GLUCAGON-LIKE PEPTIDE-1 (GLP1) RECEPTOR AGONIST	LIRAGLUTIDE
MD_GLP1	GLUCAGON-LIKE PEPTIDE-1 (GLP1) RECEPTOR AGONIST	LIXISENATIDE
MD_GLP1	GLUCAGON-LIKE PEPTIDE-1 (GLP1) RECEPTOR AGONIST	SEMAGLUTIDE
MD_HEPARIN	HEPARIN AND OTHER LMWH	DALTEPARIN
MD_HEPARIN	HEPARIN AND OTHER LMWH	ENOXAPARIN
MD_HEPARIN	HEPARIN AND OTHER LMWH	HEPARIN
MD_INSULIN	INSULIN	ASPART
MD_INSULIN	INSULIN	DEGLUDEC
MD_INSULIN	INSULIN	DETEMIR
MD_INSULIN	INSULIN	GLARE
MD_INSULIN	INSULIN	GLARGINE
MD_INSULIN	INSULIN	GLULISINE
MD_INSULIN	INSULIN	LISPRO
MD_INSULIN	INSULIN	NPH
MD_INSULIN	INSULIN	REGULAR
MD_LEVO	LEVOFLOXACIN	LEVOFLOXACIN
MD_LOOP	LOOP DIURETICS	BUMETANIDE
MD_LOOP	LOOP DIURETICS	ETHACRYNATE
MD_LOOP	LOOP DIURETICS	FUROSEMIDE
MD_LOOP	LOOP DIURETICS	TORSEMIDE
MD_MEGLI	MEGLINITIDES	NATEGLINIDE
MD_MEGLI	MEGLINITIDES	REPAGLINIDE
MD_METFORMIN	METFORMIN	METFORMIN
MD_MOXI	MOXIFLOXACIN	MOXIFLOXACIN
MD_NITR	NITROFURANTOIN	NITROFURANTOIN
MD_NITRATE	NITRATES	ISOSORBIDE
MD_NITRATE	NITRATES	NITROGLYCERIN
MD_NORF	NORFLOXACIN	NORFLOXACIN
MD_NSAID	NONSTEROIDAL ANTI-INFLAMMATORY DRUGS	ASPIRIN
MD_NSAID	NONSTEROIDAL ANTI-INFLAMMATORY DRUGS	CELECOXIB
MD_NSAID	NONSTEROIDAL ANTI-INFLAMMATORY DRUGS	DICLOFENAC
MD_NSAID	NONSTEROIDAL ANTI-INFLAMMATORY DRUGS	ETODOLAC
MD_NSAID	NONSTEROIDAL ANTI-INFLAMMATORY DRUGS	IBUPROFEN
MD_NSAID	NONSTEROIDAL ANTI-INFLAMMATORY DRUGS	INDOMETHACIN
MD_NSAID	NONSTEROIDAL ANTI-INFLAMMATORY DRUGS	KETOROLAC
MD_NSAID	NONSTEROIDAL ANTI-INFLAMMATORY DRUGS	MELOXICAM
MD_NSAID	NONSTEROIDAL ANTI-INFLAMMATORY DRUGS	NABUMETONE
MD_NSAID	NONSTEROIDAL ANTI-INFLAMMATORY DRUGS	NAPROXEN
MD_NSAID	NONSTEROIDAL ANTI-INFLAMMATORY DRUGS	PIROXICAM
MD_NSAID	NONSTEROIDAL ANTI-INFLAMMATORY DRUGS	SULINDAC
MD_OPIOIDS	OPIOIDS	CODEINE
MD_OPIOIDS	OPIOIDS	FENTANYL
MD_OPIOIDS	OPIOIDS	HYDROCODONE
MD_OPIOIDS	OPIOIDS	HYDROMORPHONE
MD_OPIOIDS	OPIOIDS	MEPERIDINE
MD_OPIOIDS	OPIOIDS	METHADONE
MD_OPIOIDS	OPIOIDS	MORPHINE
MD_OPIOIDS	OPIOIDS	OXYCODONE
MD_OPIOIDS	OPIOIDS	OXYMORPHONE
MD_ORALCORT	ORAL CORTICOSTEROIDS	BETAMETHASONE
MD_ORALCORT	ORAL CORTICOSTEROIDS	CORTISONE
MD_ORALCORT	ORAL CORTICOSTEROIDS	DEXAMETHASONE
MD_ORALCORT	ORAL CORTICOSTEROIDS	HYDROCORTISONE
MD_ORALCORT	ORAL CORTICOSTEROIDS	METHYLPREDNISOLONE
MD_ORALCORT	ORAL CORTICOSTEROIDS	PREDNISOLONE
MD_ORALCORT	ORAL CORTICOSTEROIDS	PREDNISONE

Boehringer Ingelheim
Statistical and Epidemiological Analysis Plan (SEAP) for Non-Interventional Study
(NIS)
BI Study Number 1245-0228

c39712001-02

 Proprietary confidential information © 2023 Boehringer Ingelheim International GmbH or one or more of its affiliated companies

MD_ORALCORT	ORAL CORTICOSTEROIDS	TRIAMCINOLONE
MD_ORAL_COAG	ORAL ANTICOAGULANTS	APIXABAN
MD_ORAL_COAG	ORAL ANTICOAGULANTS	BETRIXABAN
MD_ORAL_COAG	ORAL ANTICOAGULANTS	DABIGATRAN
MD_ORAL_COAG	ORAL ANTICOAGULANTS	EDOXABAN
MD_ORAL_COAG	ORAL ANTICOAGULANTS	RIVAROXABAN
MD_ORAL_COAG	ORAL ANTICOAGULANTS	WARFARIN
MD_OTHER_DIURETIC	OTHER DIURETICS	AMILORIDE
MD_OTHER_DIURETIC	OTHER DIURETICS	EPLERENONE
MD_OTHER_DIURETIC	OTHER DIURETICS	SPIRONOLACTONE
MD_OTHER_DIURETIC	OTHER DIURETICS	TRIAMTERENE
MD_OTHER_HTN	OTHER HYPERTENSION DRUGS	ALISKIREN
MD_OTHER_HTN	OTHER HYPERTENSION DRUGS	CLONIDINE
MD_OTHER_HTN	OTHER HYPERTENSION DRUGS	HYDRALAZINE
MD_OTHER_HTN	OTHER HYPERTENSION DRUGS	METHYLDOPA
MD_OTHER_HTN	OTHER HYPERTENSION DRUGS	MINOXIDIL
MD_OTHER_LIPID	OTHER LIPID LOWERING DRUGS	ALIROCUMAB
MD_OTHER_LIPID	OTHER LIPID LOWERING DRUGS	CHOLESTYRAMINE
MD_OTHER_LIPID	OTHER LIPID LOWERING DRUGS	COLESEVELAM
MD_OTHER_LIPID	OTHER LIPID LOWERING DRUGS	COLESTIPOL
MD_OTHER_LIPID	OTHER LIPID LOWERING DRUGS	EVOLOCUMAB
MD_OTHER_LIPID	OTHER LIPID LOWERING DRUGS	EZETIMIBE
MD_OTHER_LIPID	OTHER LIPID LOWERING DRUGS	FENOFIBRATE
MD_OTHER_LIPID	OTHER LIPID LOWERING DRUGS	GEMFIBROZIL
MD_OTHER_LIPID	OTHER LIPID LOWERING DRUGS	NIACIN
MD_OT_ANX_HYP	OTHER ANXIOLYTICS OR HYPNOTICS	AMOBARBITAL
MD_OT_ANX_HYP	OTHER ANXIOLYTICS OR HYPNOTICS	BUSPIRONE
MD_OT_ANX_HYP	OTHER ANXIOLYTICS OR HYPNOTICS	ESZOPICLONE
MD_OT_ANX_HYP	OTHER ANXIOLYTICS OR HYPNOTICS	FLURAZEPAM
MD_OT_ANX_HYP	OTHER ANXIOLYTICS OR HYPNOTICS	METHOHEXITAL
MD_OT_ANX_HYP	OTHER ANXIOLYTICS OR HYPNOTICS	PENTOBARBITAL
MD_OT_ANX_HYP	OTHER ANXIOLYTICS OR HYPNOTICS	QUAZEPAM
MD_OT_ANX_HYP	OTHER ANXIOLYTICS OR HYPNOTICS	RAMELTEON
MD_OT_ANX_HYP	OTHER ANXIOLYTICS OR HYPNOTICS	SECOBARBITAL
MD_OT_ANX_HYP	OTHER ANXIOLYTICS OR HYPNOTICS	TEMAZEPAM
MD_OT_ANX_HYP	OTHER ANXIOLYTICS OR HYPNOTICS	THIOPENTAL
MD_OT_ANX_HYP	OTHER ANXIOLYTICS OR HYPNOTICS	TRIAZOLAM
MD_OT_ANX_HYP	OTHER ANXIOLYTICS OR HYPNOTICS	ZOLPIDEM
MD_OT_IMMSUP	OTHER IMMUNOSUPPRESSIVES	ABATACEPT
MD_OT_IMMSUP	OTHER IMMUNOSUPPRESSIVES	ADALIMUMAB
MD_OT_IMMSUP	OTHER IMMUNOSUPPRESSIVES	ANAKINRA
MD_OT_IMMSUP	OTHER IMMUNOSUPPRESSIVES	AZATHIOPRINE
MD_OT_IMMSUP	OTHER IMMUNOSUPPRESSIVES	BASILIXIMAB
MD_OT_IMMSUP	OTHER IMMUNOSUPPRESSIVES	CERTOLIZUMAB
MD_OT_IMMSUP	OTHER IMMUNOSUPPRESSIVES	CYCLOSPORINE
MD_OT_IMMSUP	OTHER IMMUNOSUPPRESSIVES	DACLIZUMAB
MD_OT_IMMSUP	OTHER IMMUNOSUPPRESSIVES	ETANERCEPT
MD_OT_IMMSUP	OTHER IMMUNOSUPPRESSIVES	EVEROLIMUS
MD_OT_IMMSUP	OTHER IMMUNOSUPPRESSIVES	GOLIMUMAB
MD_OT_IMMSUP	OTHER IMMUNOSUPPRESSIVES	INFLIXIMAB
MD_OT_IMMSUP	OTHER IMMUNOSUPPRESSIVES	IXEKIZUMAB
MD_OT_IMMSUP	OTHER IMMUNOSUPPRESSIVES	LEFLUNOMIDE
MD_OT_IMMSUP	OTHER IMMUNOSUPPRESSIVES	MYCOPHENOLATE
MD_OT_IMMSUP	OTHER IMMUNOSUPPRESSIVES	NATALIZUMAB
MD_OT_IMMSUP	OTHER IMMUNOSUPPRESSIVES	RITUXIMAB
MD_OT_IMMSUP	OTHER IMMUNOSUPPRESSIVES	SECUKINUMAB

Boehringer Ingelheim
Statistical and Epidemiological Analysis Plan (SEAP) for Non-Interventional Study
(NIS)
BI Study Number 1245-0228

Proprietary confidential information © 2023 Boehringer Ingelheim International GmbH or one or more of its affiliated companies

MD_OT_IMMSUP	OTHER IMMUNOSUPPRESSIVES	SIROLIMUS
MD_OT_IMMSUP	OTHER IMMUNOSUPPRESSIVES	TACROLIMUS
MD_OT_IMMSUP	OTHER IMMUNOSUPPRESSIVES	TOCILIZUMAB
MD_OT_IMMSUP	OTHER IMMUNOSUPPRESSIVES	TOFACITINIB
MD_OT_IMMSUP	OTHER IMMUNOSUPPRESSIVES	USTEKINUMAB
MD_OT_IMMSUP	OTHER IMMUNOSUPPRESSIVES	VEDOLIZUMAB
MD_PARKINSON	ANTIPARKINSONIAN MEDICATIONS	AMANTADINE
MD_PARKINSON	ANTIPARKINSONIAN MEDICATIONS	APOMORPHINE
MD_PARKINSON	ANTIPARKINSONIAN MEDICATIONS	BENZTROPINE
MD_PARKINSON	ANTIPARKINSONIAN MEDICATIONS	CARBIDOPA
MD_PARKINSON	ANTIPARKINSONIAN MEDICATIONS	DROXIDOPA
MD_PARKINSON	ANTIPARKINSONIAN MEDICATIONS	ENTACAPONE
MD_PARKINSON	ANTIPARKINSONIAN MEDICATIONS	ISTRADEFYLLINE
MD_PARKINSON	ANTIPARKINSONIAN MEDICATIONS	PRAMIPEXOLE
MD_PARKINSON	ANTIPARKINSONIAN MEDICATIONS	RASAGILINE
MD_PARKINSON	ANTIPARKINSONIAN MEDICATIONS	ROPINIROLE
MD_PARKINSON	ANTIPARKINSONIAN MEDICATIONS	ROTIGOTINE
MD_PARKINSON	ANTIPARKINSONIAN MEDICATIONS	SAFINAMIDE
MD_PARKINSON	ANTIPARKINSONIAN MEDICATIONS	SELEGILINE
MD_PARKINSON	ANTIPARKINSONIAN MEDICATIONS	TRIHENYPHENIDYL
MD_SGLT2	SODIUM-GLUCOSE TRANSPORT PROTEIN 2 (SGLT2) INHIBITOR	CANAGLIFLOZIN
MD_SGLT2	SODIUM-GLUCOSE TRANSPORT PROTEIN 2 (SGLT2) INHIBITOR	DAPAGLIFLOZIN
MD_SGLT2	SODIUM-GLUCOSE TRANSPORT PROTEIN 2 (SGLT2) INHIBITOR	ERTUGLIFLOZIN
MD_STATIN	STATINS	ATORVASTATIN
MD_STATIN	STATINS	FLUVASTATIN
MD_STATIN	STATINS	LOVASTATIN
MD_STATIN	STATINS	PITAVASTATIN
MD_STATIN	STATINS	PRAVASTATIN
MD_STATIN	STATINS	ROSUVASTATIN
MD_STATIN	STATINS	SIMVASTATIN
MD_SULF	SULFAMETHOXAZOLE	SULFAMETHOXAZOLE
MD_SULFONYLUREA	SULFONYLUREA	GLIMEPIRIDE
MD_SULFONYLUREA	SULFONYLUREA	GLIPIZIDE
MD_SULFONYLUREA	SULFONYLUREA	GLYBURIDE
MD_THIAZIDE	THIAZIDE DIURETICS	CHLOROTHIAZIDE
MD_THIAZIDE	THIAZIDE DIURETICS	CHLOROTHALIDONE
MD_THIAZIDE	THIAZIDE DIURETICS	INDAPAMIDE
MD_THIAZIDE	THIAZIDE DIURETICS	METOLAZONE

APPROVAL / SIGNATURE PAGE**Document Number:** c39712001**Technical Version Number:**2.0**Document Name:** 8-01-seap

Title: Comparative cardiovascular and renal effectiveness and safety of Empagliflozin and other SGLT2i in patients with type 2 diabetes (T2D), with and without baseline kidney disease in the United States

Signatures (obtained electronically)

Meaning of Signature	Signed by	Date Signed
Approval-Clinical Trial Leader		02 Aug 2023 15:11 CEST
Approval		14 Aug 2023 19:25 CEST

(Continued) Signatures (obtained electronically)

Meaning of Signature	Signed by	Date Signed
-----------------------------	------------------	--------------------