

1

TITLE PAGE



*VERTEX PHARMACEUTICALS INCORPORATED*

# Clinical Study Protocol

A Phase 3, Open-label Study Evaluating the  
Long-term Safety and Efficacy of **VX-445**  
**Combination Therapy in Subjects With Cystic**  
**Fibrosis Who Are Homozygous or Heterozygous for**  
**the *F508del* Mutation**

**Vertex Study Number: VX17-445-105**

**IND Number: 132547**


**EudraCT Number: 2018-000185-11**

**Date of Protocol:** 23 June 2020 (Version 5.0)

Vertex Pharmaceuticals Incorporated  
50 No1ihem Avenue  
Boston, MA 02210-1862, USA

## **CONFIDENTIAL**

This document contains confidential information. Any use, distribution, or disclosure without the prior written consent of Vertex Pharmaceuticals Incorporated is strictly prohibited except to the extent required under applicable laws or regulations. Persons to whom the information is disclosed must be informed that the information is confidential and may not be further disclosed by them.



## 2 PROTOCOL SYNOPSIS

**Title** A Phase 3, Open-label Study Evaluating the Long-term Safety and Efficacy of VX-445 Combination Therapy in Subjects With Cystic Fibrosis Who Are Homozygous or Heterozygous for the *F508del* Mutation

**Brief Title** A Study Evaluating the Long-term Safety and Efficacy of VX-445 Combination Therapy

**Clinical Phase and Clinical Study Type** Phase 3, safety and efficacy

**Objectives** **Primary Objective**

To evaluate the long-term safety and tolerability of VX-445 in triple combination (TC) with tezacaftor (TEZ) and ivacaftor (IVA) in subjects with cystic fibrosis (CF) who are homozygous or heterozygous for the *F508del* mutation

**Secondary Objectives**

- To evaluate the long-term efficacy of VX-445 in TC with TEZ and IVA
- To evaluate the pharmacodynamics (PD) of VX-445 in TC with TEZ and IVA

**Endpoints** **Primary Endpoint**

Safety and tolerability of long-term treatment with VX-445 in TC with TEZ and IVA based on adverse events (AEs), clinical laboratory values, ECGs, vital signs, and pulse oximetry.

**Secondary Endpoints**

- Absolute change from baseline in percent predicted forced expiratory volume in 1 second (ppFEV<sub>1</sub>)
- Absolute change in sweat chloride (SwCl)
- Number of pulmonary exacerbations (PEX)
- Time-to-first PEX
- Absolute change in body mass index (BMI)
- Absolute change in BMI z-score
- Absolute change in body weight
- Absolute change from baseline in Cystic Fibrosis Questionnaire-Revised (CFQ-R) respiratory domain score

**Additional Endpoints**

- Absolute change in CFQ-R non-respiratory domain scores
- Changes in inflammatory mediators
- Changes in microbiology analysis

**Number of Subjects** Subjects who complete the last Treatment Period visit in a parent study and meet eligibility criteria are eligible to enroll. Parent studies are Phase 3 Vertex studies investigating VX-445 in combination with TEZ and IVA. These include, but are not limited to, Study VX17-445-102 (Study 445-102) and Study VX17-445-103 (Study 445-103). Over 400 subjects are expected to enroll in this study.

**Study Population** Male and female subjects with CF who are 12 years of age or older who are homozygous or heterozygous for the *F508del* mutation

**Investigational Drug** Study drug refers to VX-445/TEZ/IVA.  
 Study drugs will be orally administered as 2 fixed-dose combination (FDC) film-coated tablets (VX-445/TEZ/IVA) in the morning and as 1 film-coated IVA tablet in the evening.

**Active substance:** VX-445, TEZ (tezacaftor; VX-661), and IVA (ivacaftor; VX-770)

**Activity:** CFTR co1Tector, CFTR co1Tector, and CFTR potentiator (increased c1- secretion)

**Strength:** 100-mg VX-445/50 mg TEZ/75 mg IVA FDC tablet

**Active substance:** IVA (ivacaftor; VX-770)


**Activity:** CFTR potentiator (increased c1- secretion)

**Strength:** 150-mg tablet

**Study Duration** The total study duration is approximately 196 weeks (from the first dose of study drug in this study), including a 192-week Treatment Period and a 4-week Safety Follow-up Period.

**Study Design** This is a Phase 3, multicenter, open-label study for subjects who completed the last Treatment Period visit in a parent study and meet eligibility criteria.

All subjects will receive the TC of VX-445/TEZ/IVA at the same dose level as that evaluated in Study 445-102 and Study 445-103.



IVA: ivacaftor; TEZ: tezacaftor

Notes: Parent studies are Phase 3 Vertex studies investigating VX-445 in combination with TEZ and IVA. These include, but are not limited to, VX17-445-102 (Study 445-102) and Study VX17-445-103 (Study 445-103). The timing of the Day 1 Visit, relative to the last scheduled visit of the parent study, is detailed in Section 9.1.1. Note that the figure is not drawn to scale.

**Assessments** **Safety:** AEs, clinical laboratory assessments, ECGs, vital signs, pulse oximetry, physical examinations, and ophthalmologic examinations (for subjects <18 years of age on the date of informed consent in the parent study)

**Efficacy:** Spirometry, documentation of events related to health outcomes (e.g., PEx), height (for 21 years of age on the date of informed consent in the parent study only), weight, and CFQ-R

**PD:** SwCl

**PK:** VX-445, TEZ, MI-TEZ, and IVA plasma concentrations

**Exploratory:** Inflammatory mediators, blood biomarker samples, and sputum samples

**Statistical Analyses** The primary objective of the study is the evaluation of the long-term safety and tolerability of VX-445 in TC with TEZ/IVA. The safety endpoints of long-term treatment include AEs, clinical laboratory values, ECGs, vital signs, and pulse oximetry from the first dose of study drug in the open-label study, for subjects who received at least 1 dose of study drug in the open-label study. The safety analysis will be descriptive only, and in general will be performed for the pooled population.

The secondary objective of the study is the evaluation of long-term efficacy of VX-445 in TC with TEZ/IVA, as assessed by spirometry, documentation of events related to health outcomes (e.g., PEx), height (for  $\leq 21$  years of age on the date of informed consent in the parent study only), weight, and CFQ-R. Methods of efficacy analyses will be similar as those used in parent studies.

**Interim Analyses** Interim analyses may take place at any time during the study at the discretion of the sponsor. In the event that a parent study is still ongoing, a limited Vertex team may be unblinded to the treatment assignments in the parent studies for the purpose of reviewing the interim results and will not be involved in or influence the conduct of the remaining part of the parent study to protect the integrity of the parent study.

**IDMC Reviews** The independent data monitoring committee (IDMC) will conduct regular safety reviews of study data as outlined in the IDMC charter.

### **3 SCHEDULE OF ASSESSMENTS**

[Table 3-1](#) provides the schedule of assessments during the study. All visits will be scheduled relative to the Day 1 Visit in this study.

The Cystic Fibrosis Questionnaire–Revised (CFQ-R) must be completed before any other assessment at relevant clinic visits. Remaining assessments may be performed in any order when more than 1 assessment is required at a particular time point. All assessments will be performed before study drug dosing (Section [9.6.1](#)), unless noted otherwise.

**Table 3-1 VX17-445-105: Treatment Period and Safety Follow-up Visit**

Event/Assessment <sup>a</sup>	Treatment Period									ETT Visit <sup>b</sup>	Safety Follow-up Visit 28 (± 7) Days After Last Dose <sup>c</sup>
	Day 1 <sup>d</sup>	Day 15 (± 3 Days)	Weeks 4, 8, 16, 24, 36 (± 5 Days)	Weeks 12, 20, 28, 32, 40, 44, 52, 56, 64, 68, 76, 80, 88, 92, 100, 104, 112, 116, 124, 128, 136, 140, 148, 152, 160, 164, 172, 176, 184, 188 (± 5 Days)	Week 48 (± 5 Days)	Weeks 60, 72, 84, 108, 120, 132, 156, 168, 180 (± 5 Days)	Week 96 (± 5 Days)	Week 144 (± 5 Days)	Week 192 (± 5 Days)		
Clinic visit	X	X	X		X	X	X	X	X	X	X
Telephone contact				X <sup>k</sup>							
ICF and assent (when applicable)	X <sup>e</sup>										
Inclusion and exclusion criteria confirmation	X										
CFQ-R <sup>f</sup>	X		Weeks 4, 8, 24		X	Weeks 72, 120, 168	X	X	X	X	X
Weight and height <sup>g</sup>	X	X	X		X	X	X	X	X	X	X

<sup>a</sup> All assessments will be performed before dosing unless noted otherwise.

<sup>b</sup> If the subject prematurely discontinues study drug treatment, an ETT Visit should be scheduled as soon as possible after the decision to discontinue treatment (Section 9.1.3).

<sup>c</sup> The Safety Follow-up Visit is required for all subjects. Refer to Section 9.1.2 for subjects who transition to a commercially available or managed access program-supplied next-generation corrector TC regimen. For subjects who complete an ETT Visit 3 weeks or later following the last dose of study drug, the ETT Visit will replace the Safety Follow-up Visit (Section 9.1.3).

<sup>d</sup> The Day 1 Visit of this study will be on the same day as the last scheduled visit of the parent study. Subjects will NOT have to repeat any Day 1 assessments that were specified to be performed at the last scheduled visit in the parent study. Subjects who were enrolled and remained clinically stable but had Day 1 study drug administration procedures delayed by no more than 7 days for reasons not related to their clinical status will have to repeat the safety (Section 11.7) and spirometry (Section 11.6.1) assessments that were specified to be performed at the Day 1 Visit before receiving their first dose of study drug. Subjects who have not received the first dose of study drug within 7 days of the last dose of study drug in the parent study, or subjects who had Day 1 study drug administration procedures delayed by no more than 7 days for a reason related to clinical status, will have to repeat all Day 1 assessments (Section 9.1.1).

<sup>e</sup> The ICF and, when appropriate, assent form, can be signed up to 28 days prior to Day 1.

<sup>f</sup> The CFQ-R must be completed before the start of any other assessments scheduled at relevant visits (Section 11.6.3).

<sup>g</sup> Weight and height will be measured with shoes off. Height will be collected only for subjects ≤21 years of age (on the date of informed consent in the parent study). For subjects >21 years of age, the height value obtained from the Screening Visit in the parent study will be used for BMI calculations. Refer to Section 11.6.2 for additional information.

**Table 3-1 VX17-445-105: Treatment Period and Safety Follow-up Visit**

Event/Assessment <sup>a</sup>	Treatment Period									ETT Visit <sup>b</sup>	Safety Follow-up Visit 28 (± 7) Days After Last Dose <sup>c</sup>
	Day 1 <sup>d</sup>	Day 15 (± 3 Days)	Weeks 4, 8, 16, 24, 36 (± 5 Days)	Weeks 12, 20, 28, 32, 40, 44, 52, 56, 64, 68, 76, 80, 88, 92, 100, 104, 112, 116, 124, 128, 136, 140, 148, 152, 160, 164, 172, 176, 184, 188 (± 5 Days)	Week 48 (± 5 Days)	Weeks 60, 72, 84, 108, 120, 132, 156, 168, 180 (± 5 Days)	Week 96 (± 5 Days)	Week 144 (± 5 Days)	Week 192 (± 5 Days)		
Ophthalmologic examination <sup>h</sup>					X (± 4 weeks)		X (± 4 weeks)	X (± 4 weeks)	X <sup>i</sup> (- 4 weeks)	X <sup>i</sup> (- 4 weeks)	X <sup>i</sup> (- 4 weeks)
Complete physical examination <sup>j</sup>	X						X	X	X	X	
Pregnancy test <sup>k</sup>	Urine		Urine	Urine	Urine	Urine	Serum	Urine	Serum	Serum	Serum
FSH <sup>l</sup>											
Standard 12-lead ECG <sup>m</sup>	X	X	Weeks 8, 24		X	Weeks 72, 120, 168	X	X	X	X	X
Vital signs <sup>n</sup>	X	X	X		X	X	X	X	X	X	X
Pulse oximetry <sup>n</sup>	X	X	X		X	X	X	X	X	X	X
Spirometry <sup>o</sup>	X	X	X		X	X	X	X	X	X	X

<sup>h</sup> Ophthalmologic examinations will only be conducted on subjects <18 years of age (on the date of informed consent in the parent study) by a licensed ophthalmologist or optometrist. These examinations should be completed within the specified 4-week window around the relevant study visit.

<sup>i</sup> A single ophthalmologic examination is required at completion of study participation (defined in Section 9.1.5) for subjects <18 years of age (on the date of informed consent in the parent study) except for those subjects who have withdrawn consent or assent. Ophthalmologic examinations are only required if the cumulative drug exposure (in the parent study and current study) is at least 12 weeks since the last study ophthalmologic examination (Section 11.7.6).

<sup>j</sup> Subjects will have a complete physical examination as defined in Section 11.7.3. Symptom-directed physical examinations will occur at any time during the study if deemed necessary by the investigator.

<sup>k</sup> Pregnancy tests will be performed for all female subjects of childbearing potential as described in Section 11.7.2. At assessment time points when telephone contact takes the place of a clinic visit, a urine pregnancy test will be performed with a home kit provided by the study site. Results will be reported to the site by telephone.

<sup>l</sup> Blood samples for FSH will be measured as outlined in Section 11.7.2.

<sup>m</sup> All standard 12-lead ECGs will be performed after the subject has been at rest for at least 5 minutes. ECGs will be collected before dosing (as applicable).

<sup>n</sup> Vital signs and pulse oximetry will be collected before dosing and after the subject has been at rest for at least 5 minutes (Section 11.7.3 and Section 11.7.4).

<sup>o</sup> Spirometry assessments must be performed before study drug dosing (Section 9.6.1) and should be performed pre-bronchodilator (Section 11.6.1) at approximately the same time each visit.



**Table 3-1 VX17-445-105: Treatment Period and Safety Follow-up Visit**

Event/Assessment <sup>a</sup>	Treatment Period									ETT Visit <sup>b</sup>	Safety Follow-up Visit 28 (± 7) Days After Last Dose <sup>c</sup>
	Day 1 <sup>d</sup>	Day 15 (± 3 Days)	Weeks 4, 8, 16, 24, 36 (± 5 Days)	Weeks 12, 20, 28, 32, 40, 44, 52, 56, 64, 68, 76, 80, 88, 92, 100, 104, 112, 116, 124, 128, 136, 140, 148, 152, 160, 164, 172, 176, 184, 188 (± 5 Days)	Week 48 (± 5 Days)	Weeks 60, 72, 84, 108, 120, 132, 156, 168, 180 (± 5 Days)	Week 96 (± 5 Days)	Week 144 (± 5 Days)	Week 192 (± 5 Days)		
SwClP	X	X	Weeks 4, 8, 16, 24			Weeks 72, 120, 168	X	X	X		
Urinalysis	X		X		X	X	X	X	X	X	X
Hematology	X	X	X		X	X	X	X	X	X	X
Coagulation	X		Week 24		X	Weeks 72, 120, 168	X	X	X	X	X
Serum chemistry	X	X	X		X	X	X	X	X	X	X
PK sampling <sup>q</sup>			Week 4								
Inflammatory mediator samples	X		Week 24				X	X	X		
Blood biomarker samples	X		Week 24				X	X	X		
Sputum samples <sup>r</sup>	X		Week 24				X				
Study drug count	X	X	X		X	X	X	X	X	X	

<sup>p</sup> Sweat chloride collection will occur before study drug dosing (Section 11.4). At each time point, 2 samples will be collected, 1 from each arm (left and right).

<sup>q</sup> PK samples will be collected predose on Week 4 only as described in Section 11.3.1.

<sup>r</sup> Sputum will be collected from subjects who can produce a sample spontaneously. The sputum sample will be processed for microbiology analysis and sputum biomarkers as described in Section 11.5.3.

**Table 3-1 VX17-445-105: Treatment Period and Safety Follow-up Visit**

Event/Assessment <sup>a</sup>	Treatment Period									ETT Visit <sup>b</sup>	Safety Follow-up Visit 28 (± 7) Days After Last Dose <sup>c</sup>
	Day 1 <sup>d</sup>	Day 15 (± 3 Days)	Weeks 4, 8, 16, 24, 36 (± 5 Days)	Weeks 12, 20, 28, 32, 40, 44, 52, 56, 64, 68, 76, 80, 88, 92, 100, 104, 112, 116, 124, 128, 136, 140, 148, 152, 160, 164, 172, 176, 184, 188 (± 5 Days)	Week 48 (± 5 Days)	Weeks 60, 72, 84, 108, 120, 132, 156, 168, 180 (± 5 Days)	Week 96 (± 5 Days)	Week 144 (± 5 Days)	Week 192 (± 5 Days)		
Study drug dosing <sup>s</sup>	Day 1 through evening before Week 192 Visit										
Other events related to outcome <sup>t,u</sup>	Continuous from signing of the ICF through completion of study participation										
Medications review <sup>u</sup>	Continuous from signing of the ICF through completion of study participation										
Treatments and procedures review <sup>u</sup>	Continuous from signing of the ICF through completion of study participation										
AEs and SAEs <sup>u,v</sup>	Continuous from signing of the ICF through completion of study participation										

AE: adverse event; BMI: body mass index; CF: cystic fibrosis; CFQ-R: CF Questionnaire-Revised; ETT: Early Termination of Treatment; FSH: follicle stimulating hormone; GPS: Global Patient Safety; ICF: informed consent form; PEx: pulmonary exacerbation(s); PK: pharmacokinetic; SAE: serious adverse event; SwCl: sweat chloride

<sup>s</sup> The study drug regimen should be administered as outlined in Section 9.6.1. On days of scheduled visits, refer to Section 9.6.1 for the timing of dosing relative to the assessments. The final dose of study drug will be administered the evening before the Week 192 Visit.

<sup>t</sup> Other events related to outcome include assessments relating to PEx, administration of antibiotic therapy for sinopulmonary signs/symptoms, and hospitalizations for CF (Section 11.6.4).

<sup>u</sup> Completion of study participation is defined in Section 9.1.5.

<sup>v</sup> SAEs that occur after completion of study participation and are considered related to study drug will be reported to Vertex GPS within 24 hours as described in Section 13.1.2.2.

## 4 TABLE OF CONTENTS

<b>1</b>	<b>Title Page .....</b>	<b>1</b>
<b>2</b>	<b>Protocol Synopsis .....</b>	<b>3</b>
<b>3</b>	<b>Schedule of Assessments .....</b>	<b>6</b>
<b>4</b>	<b>Table of Contents .....</b>	<b>11</b>
	List of Tables.....	15
	List of Figures .....	15
	List of Abbreviations .....	16
<b>5</b>	<b>Introduction .....</b>	<b>18</b>
5.1	Background.....	18
5.2	Rationale for the Present Study.....	18
<b>6</b>	<b>Study Objectives.....</b>	<b>19</b>
6.1	Primary Objective.....	19
6.2	Secondary Objectives.....	19
<b>7</b>	<b>Study Endpoints .....</b>	<b>19</b>
7.1	Primary Endpoint.....	19
7.2	Secondary Endpoints .....	19
7.3	Additional Endpoints .....	19
<b>8</b>	<b>Study Population .....</b>	<b>19</b>
8.1	Inclusion Criteria .....	20
8.2	Exclusion Criteria .....	20
<b>9</b>	<b>Study Implementation .....</b>	<b>20</b>
9.1	Study Design.....	20
9.1.1	Treatment Period.....	21
9.1.2	Safety Follow-up.....	21
9.1.3	Early Termination of Treatment .....	22
9.1.4	Lost to Follow-up.....	22
9.1.5	Completion of Study Participation.....	22
9.1.6	Independent Data Monitoring Committee .....	22
9.2	Method of Assigning Subjects to Treatment Groups.....	23
9.3	Rationale for Study Design and Study Drug Regimens.....	23
9.3.1	Study Design.....	23
9.3.2	Study Drug Dose and Duration.....	23
9.3.3	Rationale for Study Assessments .....	23
9.4	Study Restrictions .....	23
9.4.1	Prohibited Medications .....	23
9.5	Prior and Concomitant Medications .....	24
9.6	Administration .....	25
9.6.1	Dosing.....	25
9.6.2	Missed Doses .....	25
9.7	Dose Modification for Toxicity .....	26
9.8	Study Drug Interruption and Stopping Rules .....	26
9.8.1	Liver Function Tests .....	26
9.8.2	Rash .....	27

9.9	Removal of Subjects .....	27
9.10	Replacement of Subjects.....	28
<b>10</b>	<b>Study Drug Information and Management .....</b>	<b>28</b>
10.1	Preparation and Dispensing .....	28
10.2	Packaging and Labeling.....	28
10.3	Study Drug Supply, Storage, and Handling.....	28
10.4	Drug Accountability.....	28
10.5	Disposal, Return, or Retention of Unused Drug.....	29
10.6	Compliance .....	29
10.7	Blinding and Unblinding.....	29
<b>11</b>	<b>Assessments.....</b>	<b>29</b>
11.1	Timing of Assessments.....	29
11.2	Subject and Disease Characteristics.....	29
11.3	Pharmacokinetics .....	30
11.3.1	Blood Sampling .....	30
11.3.2	Processing and Handling of Pharmacokinetic Samples.....	30
11.3.3	Bioanalysis.....	30
11.4	Pharmacodynamics: Sweat Chloride .....	30
11.5	Exploratory Assessments .....	30
11.5.1	Inflammatory Mediators .....	31
11.5.2	Other Blood Biomarkers.....	31
11.5.3	Microbiology and Other Sputum Biomarkers.....	31
11.6	Efficacy.....	31
11.6.1	Spirometry.....	31
11.6.2	Height and Weight.....	32
11.6.3	Cystic Fibrosis Questionnaire-Revised.....	32
11.6.4	Other Events Related to Outcome.....	33
11.6.4.1	Antibiotic Therapy for Sinopulmonary Sign/Symptoms.....	33
11.6.4.2	Hospitalization for CF.....	33
11.7	Safety .....	33
11.7.1	Adverse Events .....	34
11.7.2	Clinical Laboratory Assessments.....	34
11.7.3	Physical Examinations and Vital Signs .....	36
11.7.4	Pulse Oximetry .....	36
11.7.5	Electrocardiograms .....	36
11.7.6	Ophthalmologic Examination .....	37
11.7.7	Contraception and Pregnancy .....	37
11.7.7.1	Contraception .....	37
11.7.7.2	Pregnancy .....	39
<b>12</b>	<b>Statistical and Analytical Plans .....</b>	<b>39</b>
12.1	Sample Size and Power.....	39
12.2	Analysis Sets.....	39
12.3	Statistical Analysis.....	40
12.3.1	General Considerations.....	40
12.3.2	Background Characteristics .....	41
12.3.2.1	Subject Disposition.....	41

12.3.2.2	Demographics and Baseline Characteristics.....	41
12.3.2.3	Prior and Concomitant Medications.....	41
12.3.2.4	Study Drug Exposure and Compliance .....	42
12.3.2.5	Important Protocol Deviations .....	42
12.3.3	Efficacy and Pharmacodynamic Analyses.....	42
12.3.3.1	Analysis of Primary Variables.....	42
12.3.3.2	Analysis of Secondary Variables.....	42
12.3.3.3	Analysis of Other Variables .....	43
12.3.3.4	Multiplicity Adjustment .....	43
12.3.4	Safety Analysis .....	44
12.3.4.1	Adverse Events.....	44
12.3.4.2	Clinical Laboratory Assessments .....	45
12.3.4.3	Electrocardiogram.....	45
12.3.4.4	Vital Signs.....	45
12.3.4.5	Pulse Oximetry.....	46
12.3.4.6	Physical Examination .....	46
12.3.4.7	Other Safety Analyses .....	46
12.3.5	Other Analyses.....	46
12.3.6	Interim and IDMC Analyses.....	46
12.3.6.1	Interim Analysis .....	46
12.3.6.2	IDMC Analysis.....	46
12.4	Clinical Pharmacology Analysis.....	46
<b>13</b>	<b>Procedural, Ethical, Regulatory, and Administrative Considerations.....</b>	<b>47</b>
13.1	Adverse Event and Serious Adverse Event Documentation, Severity Grading, and Reporting .....	47
13.1.1	Adverse Events .....	47
13.1.1.1	Definition of an Adverse Event.....	47
13.1.1.2	Clinically Significant Assessments .....	47
13.1.1.3	Documentation of Adverse Events.....	47
13.1.1.4	Adverse Event Severity .....	48
13.1.1.5	Adverse Event Causality .....	48
13.1.1.6	Study Drug Action Taken.....	49
13.1.1.7	Adverse Event Outcome.....	49
13.1.1.8	Treatment Given.....	50
13.1.2	Serious Adverse Events .....	50
13.1.2.1	Definition of a Serious Adverse Event.....	50
13.1.2.2	Documentation of Serious Adverse Events.....	51
13.1.2.3	Reporting Serious Adverse Events.....	51
13.1.2.4	Expedited Reporting and Investigator Safety Letters.....	51
13.2	Administrative Requirements .....	52
13.2.1	Ethical Considerations .....	52
13.2.2	Subject Information and Informed Consent.....	52
13.2.3	Investigator Compliance .....	52
13.2.4	Access to Records.....	52
13.2.5	Subject Privacy .....	52
13.2.6	Record Retention .....	53

13.2.7 Study Termination.....53

13.2.8 End of Study .....53

13.3 Data Quality Assurance .....54

13.4 Monitoring .....54

13.5 Electronic Data Capture.....54

13.6 Publications and Clinical Study Report .....55

    13.6.1 Publication of Study Results.....55

    13.6.2 Clinical Study Report.....55

**14 References.....56**

**15 Protocol Signature Pages.....57**

    15.1 Sponsor Signature Page .....57

    15.2 Investigator Signature Page .....58

**List of Tables**

Table 3-1 VX17-445-105: Treatment Period and Safety Follow-up Visit..... 7

Table 9-1 Prohibited Medications ..... 24

Table 10-1 Study Drug: Strength/Dosing Form/Route..... 28

Table 11-1 Safety Laboratory Test Panels..... 35

Table 11-2 Acceptable Methods of Contraception ..... 38

Table 13-1 Grading of AE Severity..... 48

Table 13-2 Classifications for AE Causality ..... 49

Table 13-3 Classifications for Study Drug Action Taken With Regard to an AE..... 49

Table 13-4 Classifications for Outcome of an AE..... 50

**List of Figures**

Figure 9-1 VX17-445-105 Study Design..... 21

## List of Abbreviations

Abbreviation	Term
AE	adverse event
ALT	alanine transaminase
AST	aspartate transaminase
BMI	body mass index
CBC	complete blood count
CF	cystic fibrosis
CFQ-R	Cystic Fibrosis Questionnaire-Revised
<i>CFTR</i>	CF transmembrane conductance regulator gene
CFTR	CF transmembrane conductance regulator protein
CI	confidence interval
Cl <sup>-</sup>	chloride ion
CPAP	clinical pharmacology analysis plan
CRF	case report form
CRP	C-reactive protein
CSR	clinical study report
CTCAE	Common Terminology Criteria for Adverse Events
CYP	cytochrome P450
ECG	electrocardiogram
EDC	electronic data capture
EENT	eyes, ears, nose, and throat
ETT	Early Termination of Treatment
EU	European Union
<i>F508del</i>	<i>CFTR</i> gene mutation with an in-frame deletion of a phenylalanine codon corresponding to position 508 of the wild-type protein
F/F	homozygous for <i>F508del</i>
FDA	Food and Drug Administration
FDC	fixed-dose combination
FEF <sub>25%-75%</sub>	forced expiratory flow, midexpiratory phase
FEV <sub>1</sub>	forced expiratory volume in 1 second
FSH	follicle-stimulating hormone
FVC	forced vital capacity
GCP	Good Clinical Practice
GPS	Global Patient Safety
HIPAA	Health Insurance Portability and Accountability Act
HR	heart rate
ICF	informed consent form
ICH	International Council for Harmonization
IDMC	independent data monitoring committee
IEC	independent ethics committee
IgG	immunoglobulin G
IL-8	interleukin-8
IPD	important protocol deviation
IRB	institutional review board
IV	intravenous
IVA	ivacaftor



<b>Abbreviation</b>	<b>Term</b>
LUM	lumacaftor
M1-TEZ	metabolite of TEZ
MAA	Marketing Authorization Application
max	maximum value
MedDRA	Medical Dictionary for Regulatory Activities
min	minimum value
MMRM	mixed-effects model for repeated measures
n	number of subjects
NDA	New Drug Application
OATP1B1	organic anion transporting polypeptide 1B1
OATP1B3	organic anion transporting polypeptide 1B3
OL-FAS	Open-label Full Analysis Set
OL-SS	Open-label Safety Set
<i>P</i>	probability
PD	pharmacodynamic, pharmacodynamics
PE	physical examination
PEx	pulmonary exacerbation(s)
P-gp	P-glycoprotein
PK	pharmacokinetic, pharmacokinetics
ppFEV <sub>1</sub>	percent predicted forced expiratory volume in 1 second
PR	PR interval, segment
PT	Preferred Term
QRS	the portion of an ECG comprising the Q, R, and S waves, together representing ventricular depolarization
QT	QT interval
QTc	QT interval corrected
QTcF	QT interval corrected by Fridericia's formula
RR	interval from the onset of 1 QRS complex to the next
SAE	serious adverse event
SAP	statistical analysis plan
SD	standard deviation
SI	SI units (International System of Units)
SOC	System Organ Class
SUSAR	suspected, unexpected, serious adverse reactions
SwCl	sweat chloride
TC	triple combination
TE	treatment-emergent
TEAE	treatment-emergent adverse event
TEZ	tezacaftor
ULN	upper limit of normal
US	United States
USA	United States of America
WBC	white blood cell

## 5 INTRODUCTION

### 5.1 Background

Cystic fibrosis (CF) is an autosomal recessive chronic disease with serious morbidities and frequent premature mortality. At present, there is no cure. CF affects approximately 70,000 individuals worldwide<sup>1</sup> (approximately 30,000 in the US<sup>1,2</sup> and 39,000 in the EU<sup>3</sup>). Based on its prevalence, CF qualifies as an orphan disease.<sup>4, 5</sup>

CF is caused by decreased quantity and/or function of the CFTR protein due to mutations in the *CFTR* gene. The CFTR protein is an epithelial chloride channel that aids in regulating salt and water absorption and secretion and pH balance in sweat glands and multiple organs, including the lungs, pancreas, and other gastrointestinal organs. Despite progress in the treatment of CF with antibiotics and mucolytics, the predicted median age of survival for a person with CF is approximately 40 years.<sup>2,6</sup> Progressive loss of lung function is the leading cause of mortality.<sup>7</sup> More effective treatments are needed for CF.

The most common disease-causing *CFTR* mutation, *F508del*, accounts for 70% of the identified alleles in people with CF<sup>8</sup>, and approximately 40% of people with CF are homozygous for *F508del* (F/F).<sup>2, 3, 8</sup>

Based on the understanding of the molecular defects caused by *CFTR* mutations, 2 complementary approaches have been developed to address the decreased quantity and/or function of CFTR in order to enhance chloride transport in patients with CF. Correctors facilitate the cellular processing and trafficking to increase the quantity of functional CFTR at the cell surface. Potentiators increase the channel open probability of the CFTR protein delivered to the cell surface to enhance ion transport. Depending on the amount of residual CFTR channel activity in the membrane, and the pathophysiology of that activity (reflecting the *CFTR* genotype of the patient and possibly other factors), both approaches may be required.

The therapeutic activity of CFTR correctors and potentiators has been established with products that were developed by Vertex and approved for the treatment of CF: ivacaftor (IVA) monotherapy (Kalydeco<sup>®</sup>), and lumacaftor (LUM) in combination with IVA (Orkambi<sup>®</sup>). Kalydeco and Orkambi are approved to treat CF in patients with specific *CFTR* genotypes. A second corrector/potentiator combination, tezacaftor (TEZ)/IVA (Symdeko<sup>®</sup>) is approved in certain countries.

VX-445 is a next-generation CFTR corrector being developed for administration in triple combination (TC) with TEZ/IVA for the treatment of CF.

### 5.2 Rationale for the Present Study

Subjects who complete the last Treatment Period visit in a parent study and meet eligibility are eligible to enroll. Parent studies are Phase 3 Vertex studies investigating VX-445 in combination with TEZ and IVA. These include, but are not limited to, Study VX17-445-102 (Study 445-102) and Study VX17-445-103 (Study 445-103). This study will provide data on the long-term safety, efficacy, and durability of VX-445 in TC with TEZ and IVA in subjects with CF who are homozygous or heterozygous for the *F508del* mutation.

Based on the data from nonclinical and clinical studies of VX-445, TEZ, and IVA to date and the current unmet medical need for new CF treatments, the development of this treatment offers potential benefit for CF patients.

## **6 STUDY OBJECTIVES**

### **6.1 Primary Objective**

To evaluate the long-term safety and tolerability of VX-445 in TC with TEZ and IVA in subjects with CF who are homozygous or heterozygous for the *F508del* mutation

### **6.2 Secondary Objectives**

- To evaluate the long-term efficacy of VX-445 in TC with TEZ and IVA
- To evaluate the pharmacodynamics (PD) of VX-445 in TC with TEZ and IVA

## **7 STUDY ENDPOINTS**

### **7.1 Primary Endpoint**

Safety and tolerability of long-term treatment with VX-445 in TC with TEZ and IVA based on adverse events (AEs), clinical laboratory values, ECGs, vital signs, and pulse oximetry.

### **7.2 Secondary Endpoints**

- Absolute change from baseline in ppFEV<sub>1</sub>
- Absolute change in sweat chloride (SwCl)
- Number of pulmonary exacerbations (PEX)
- Time-to-first PEX
- Absolute change in body mass index (BMI)
- Absolute change in BMI z-score
- Absolute change in body weight
- Absolute change from baseline in Cystic Fibrosis Questionnaire-Revised (CFQ-R) respiratory domain score

### **7.3 Additional Endpoints**

- Absolute change in CFQ-R non-respiratory domain scores
- Changes in inflammatory mediators
- Changes in microbiology analysis

## **8 STUDY POPULATION**

Eligibility will be reviewed and documented by an appropriately qualified member of the investigator's team before subjects are enrolled.

Subjects who meet all of the inclusion criteria and none of the exclusion criteria will be eligible. In the criteria below, "parent study" is defined as a Phase 3 Vertex study investigating VX-445 in TC with TEZ and IVA. This includes, but is not limited to, Study 445-102 and Study 445-103.

## 8.1 Inclusion Criteria

1. Subject (or his or her legally appointed and authorized representative) will sign and date an informed consent form (ICF), and, when appropriate, an assent form.
2. Willing and able to comply with scheduled visits, treatment plan, study restrictions, laboratory tests, contraceptive guidelines, and other study procedures.
3. Did not withdraw consent from a parent study.
4. Meets at least 1 of the following criteria:
  - Completed study drug treatment in a parent study.
  - Had study drug interruption(s) in a parent study, but completed study visits up to the last scheduled visit of the Treatment Period of a parent study.
5. Willing to remain on a stable CF treatment regimen (as defined in Section 9.5) through completion of study participation.

## 8.2 Exclusion Criteria

1. History of any comorbidity that, in the opinion of the investigator, might confound the results of the study or pose an additional risk in administering study drug to the subject.
2. Pregnant and nursing females. Females of childbearing potential must have a negative pregnancy test at the Day 1 Visit before receiving the first dose of study drug.
3. History of drug intolerance in a parent study that would pose an additional risk to the subject in the opinion of the investigator. (e.g., subjects with a history of allergy or hypersensitivity to the study drug.)
4. Current participation in an investigational drug trial (other than a parent study). Participation in a noninterventive study (including observational studies, registry studies, and studies requiring blood collections without administration of study drug) and screening for another Vertex study is permitted.

## 9 STUDY IMPLEMENTATION

### 9.1 Study Design


This is a Phase 3, multicenter, open-label study for subjects who completed the last Treatment Period visit in a parent study and meet eligibility criteria (see Section 8). A schematic of the study design is shown in [Figure 9-1](#).

All subjects will receive a TC of VX-445/TEZ/IVA at the same dose level as that evaluated in Study 445-102 and Study 445-103. Study drug administration is described in Section 9.6.

Study visits and assessments to be conducted are shown in [Table 3-1](#). All visits will occur within the windows specified.

Study drug is defined in Section 10.

**Figure 9-1 VX17-445-105 Study Design**



IVA: ivacaftor; TEZ: tezacaftor

Notes: Parent studies are Phase 3 Vertex studies investigating VX-445 in combination with TEZ and IVA. These include, but are not limited to, VX17-445-102 (Study 445-102) and Study VX17-445-103 (Study 445-103). The timing of the Day 1 Visit, relative to the last scheduled visit of the parent study, is detailed in Section 9.1.1.

Note that the figure is not drawn to scale.

### 9.1.1 Treatment Period

Treatment Period assessments are listed in [Table 3-1](#).

The ICF and, when appropriate, assent form, can be signed up to 28 days prior to Day 1. After obtaining informed consent and confirming eligibility, subjects will receive the first dose of study drug on Day 1. Administration details are provided in Section 9.6.

The Day 1 Visit of this study will be on the **same day** as the last scheduled visit of the parent study. Subjects will NOT have to repeat any Day 1 assessments that were specified to be performed at the last scheduled visit in the parent study.

Subjects who were enrolled and remained clinically stable but had Day 1 study drug administration procedures delayed by no more than 7 days for reasons not related to their clinical status will have to repeat the safety (Section 11.7) and spirometry (Section 11.6.1) assessments that were specified to be performed at the Day 1 Visit before receiving their first dose of study drug.

Subjects who have not received the first dose of study drug within 7 days of the last dose of study drug in the parent study, or subjects who had Day 1 study drug administration procedures delayed by no more than 7 days for a reason related to clinical status, will have to repeat all Day 1 assessments.

### 9.1.2 Safety Follow-up

The Safety Follow-up Visit is scheduled to occur 28 (± 7) days after the last dose of study drug. The Safety Follow-up Visit assessments are listed in [Table 3-1](#).

The Safety Follow-up Visit is required for all subjects. However, subjects who transition within 28 days of the last dose of study drug to either a commercially available or managed access program-supplied next-generation coltector TC regimen, or to another qualified Vertex study, will complete the Week 192 Visit (or the ETT Visit, if the transition occurs before the Week 192 Visit). In these cases, the Week 192 Visit (or the ETT Visit) will replace the Safety Follow-up

Visit. For subjects who complete an ETT Visit 3 weeks or later following the last dose of study drug, the ETT Visit will replace the Safety Follow-up Visit (Section 9.1.3).

### **9.1.3 Early Termination of Treatment**

If a subject prematurely discontinues study drug treatment, an ETT Visit should be scheduled as soon as possible after the decision to discontinue treatment.

If the ETT Visit occurs 3 weeks or later following the last dose of study drug, then the ETT Visit will replace the Safety Follow-up Visit, and a separate Safety Follow-up Visit will not be required.

During the course of study conduct, if local health authorities decline to approve the TC of VX-445/TEZ/IVA, or if clinical benefit is not demonstrated for the use of the TC for the treatment of CF in specific subpopulations enrolled in this study, subjects with the relevant *CFTR* genotypes may be discontinued after communication to investigators and IRBs/IECs of the risks/benefits related to the safety and efficacy observed for the relevant subset of subjects.

If a subject withdraws from the study and also withdraws consent or assent, no further assessments will be performed. Vertex may retain and continue to use any data and samples collected before such withdrawal of consent or assent.

### **9.1.4 Lost to Follow-up**

A subject will be considered lost to follow-up if both of the following occur:

- The subject misses 2 consecutive study visits (telephone contact and/or clinic visit) and is subsequently unable to be contacted by telephone (3 documented attempts by telephone within 2 weeks following the second missed visit)
- The subject does not respond within 2 weeks to a registered letter sent after the 3 attempted telephone contacts.

### **9.1.5 Completion of Study Participation**

Completion of study participation for each individual subject is defined as: the Safety Follow-up Visit; or, in situations in which the ETT Visit or the Week 192 Visit replace the Safety Follow-up Visit (Section 9.1.2), the ETT Visit or the Week 192 Visit.

If subjects withdraw consent or assent, completion of study participation is defined as date of withdrawal of consent or assent, whichever is earlier (Section 9.9).

If subjects are lost to follow-up (Section 9.1.4), the date of completion of study participation will be defined as the date of last contact.

The end of study is defined in Section 13.2.8.

### **9.1.6 Independent Data Monitoring Committee**

This study will be monitored by an independent data monitoring committee (IDMC), which will conduct periodic reviews of safety data (Section 12.3.6.2). Procedural details of the IDMC structure and function, frequency of meetings, and data planned for review will be included in the IDMC charter. The IDMC charter will be finalized before the first subject is enrolled.

## **9.2 Method of Assigning Subjects to Treatment Groups**

This is an open-label study. Randomization is not required because all subjects will be treated identically in a single cohort.

## **9.3 Rationale for Study Design and Study Drug Regimens**

### **9.3.1 Study Design**

This Phase 3 study will enroll subjects who completed the last Treatment Period visit in a parent study of TC VX-445/TEZ/IVA and meet eligibility criteria. Results from this study will provide information on the long-term safety and efficacy of TC treatment with VX-445/TEZ/IVA in subjects with CF who are aged 12 years and older and homozygous or heterozygous for the *F508del* mutation, as per the populations enrolled in the parent studies.

### **9.3.2 Study Drug Dose and Duration**

All subjects will receive a TC of VX-445/TEZ/IVA at the same dosage as that in the parent studies (including, but not limited to, Study 445-102 and Study 445-103).

The overall treatment duration will be 192 weeks. This duration will be used to evaluate the long-term efficacy of VX-445/TEZ/IVA beyond 96 weeks of treatment.

### **9.3.3 Rationale for Study Assessments**

All safety assessments are standard parameters for clinical studies in drug development. The PD and efficacy parameters being evaluated (e.g., SwCl, spirometry, PEx, anthropometric measurements, and patient-reported outcomes) are widely accepted and generally recognized as reliable, accurate, and relevant to the study of patients in CF. These parameters were routinely measured in the parent studies, as well as the registration studies of IVA (Kalydeco) or LUM/IVA combination therapy (Orkambi).

Obstruction of airways with thick mucus, chronic bacterial infection of the airways, and inflammatory response all play a role in causing lung damage in CF. Therefore, assessments of inflammatory mediators and other biomarkers are included.

## **9.4 Study Restrictions**

### **9.4.1 Prohibited Medications**

[Table 9-1](#) lists prohibited medications. A non-exhaustive list of study prohibitions and cautions for medication will be provided in the Study Reference Manual.

**Table 9-1 Prohibited Medications**

Medication	Timing of Restriction		Rationale
	Start of Restriction	End of Restriction	
Moderate and strong CYP3A inducers	None allowed within 14 days before the first dose of the study drug on Day 1	None allowed through completion of study participation	VX-445, TEZ, and IVA are metabolized extensively via CYP3A4. Therefore, use of moderate and strong inducers and inhibitors of CYP3A, which have the potential to alter the exposure of VX-445, TEZ, or IVA, will be prohibited.
Moderate and strong CYP3A inhibitors (except ciprofloxacin) <sup>a</sup>	None allowed within 14 days before the first dose of the study drug on Day 1	None allowed through completion of study participation	
CFTR modulators (investigational or approved), except for study drug in the parent studies and this study	None allowed within 14 days before the first dose of the study drug on Day 1	None allowed through completion of study participation	

CYP: cytochrome P450; IVA: ivacaftor; TEZ: tezacaftor

<sup>a</sup> Ciprofloxacin is not a moderate CYP3A inhibitor on the basis of results of a drug-drug interaction study conducted with IVA, a sensitive CYP3A substrate (Kalydeco [ivacaftor] US Package Insert).

## 9.5 Prior and Concomitant Medications

Information regarding prior and concomitant medications, including CF medications, other medications, and herbal and naturopathic remedies, will be collected in each subject's source documentation for medications taken within the 56 days before the first dose of study drug in this study through completion of study participation, as defined in Section 9.1.5.

- Subjects should remain on a stable treatment regimen for their CF through completion of study participation. Stable treatment regimen is defined as the current treatment regimen for CF that subjects have been following for at least 28 days before Day 1. Subjects should not initiate long-term treatment with new medication from 28 days before the Day 1 Visit through completion of study participation. Subjects who are taking inhaled tobramycin or other chronically inhaled antibiotics should remain on that regimen throughout the study.
- Subjects may receive doses of prednisone or prednisolone of up to 10 mg/day chronically, or up to 60 mg daily for up to 5 days.
- VX-445 may inhibit OATP1B1 and OATP1B3, which may increase the exposure of medicinal products that are substrates for these transporters. Substrates such as statins, glyburide, nateglinide, and repaglinide should be used with caution.
- IVA is a weak inhibitor of P-glycoprotein (P-gp). Administration of IVA may increase systemic exposure of medicinal products that are sensitive substrates of P-gp, which may increase or prolong their therapeutic effect and adverse reactions. Digoxin or other substrates of P-gp with a narrow therapeutic index, such as cyclosporine, everolimus, sirolimus, and tacrolimus, should be used with caution and appropriate monitoring.



- IVA may inhibit CYP2C9; therefore during coadministration with warfarin, additional monitoring of the international normalized ratio is recommended. Other medicinal products that are CYP2C9 substrates for which exposure may be increased include glimepiride and glipizide; these should be used with caution.
- Information about bronchodilator use during the study will be collected and documented. Subjects who are using a bronchodilator must have their spirometry assessments performed according to the guidelines provided in Section 11.6.1.

## 9.6 Administration

### 9.6.1 Dosing

Study drug will be administered orally. Additional information is provided in the Pharmacy Manual.

Study drug will be administered with a fat-containing meal or snack, such as a standard "CF" meal or snack, or a standard meal.

1. It is recommended that the dose be taken within 30 minutes of the start of the meal or snack.
2. Study drug will be administered as 2 fixed-dose combination (FDC) TC tablets in the morning and 1 IVA tablet in the evening. For each subject, doses of study drug will be taken at approximately the same time ( $\pm 2$  hours) each day.
3. The date, amount taken, and time of study drug administration, including whether food was taken with each dose, will be recorded for the 2 doses before pharmacokinetic (PK) sample collection (Week 4) and the dose received on the morning of PK sample collection (Week 4).
4. On days of scheduled visits, the morning dose of TC will be administered at the site after predose assessments have been completed. A meal or snack will be provided by the site for the morning dose of TC.
5. If a subject's scheduled visit is to occur in the afternoon, the following guidelines must be used:
  - If the dose in the clinic will be within 6 hours of the subject's scheduled morning dose, the subject should withhold their morning dose of TC and the morning dose of TC will be administered in the clinic.
  - If the dose in the clinic will be more than 6 hours after the subject's scheduled morning dose of TC, the subject should take the morning dose of TC at home.
6. Subjects will be instructed to bring all used and unused materials associated with the study drug to the site; study drug will be dispensed at each visit, as appropriate.

### 9.6.2 Missed Doses

If 6 hours or less have passed since the missed morning or evening dose, the subject should take the missed dose as soon as possible and continue on the original schedule.

**Morning dose:** If more than 6 hours have passed since the missed **morning** dose, the subject should take the missed dose as soon as possible and should not take the evening dose.

**Evening dose:** If more than 6 hours have passed since the missed **evening** dose, the subject should not take the missed dose. The next scheduled morning dose should be taken at the usual time.

Morning and evening doses should not be taken at the same time.

## 9.7 Dose Modification for Toxicity

No dose modifications for toxicity are allowed. Treatment may be interrupted as outlined in Section 9.8. If any unacceptable toxicity arises, individual subjects will discontinue dosing (Section 9.1.3).

## 9.8 Study Drug Interruption and Stopping Rules

The medical monitor should be notified of an interruption of study drug that lasts >72 hours for any reason and of the resumption of study drug after such interruption.

### 9.8.1 Liver Function Tests

The central laboratory will notify the medical monitor of ALT or AST >3 × upper limit of normal (ULN) and total bilirubin >2 × ULN that are derived from centrally submitted samples.

Subjects with new treatment-emergent ALT or AST elevations of >3 × ULN, with or without total bilirubin >2 × ULN, must be followed closely, including confirmatory testing performed by the central laboratory within 48 to 72 hours of the initial finding and subsequent close monitoring of ALT, AST, and bilirubin levels, as clinically indicated.

If a subject cannot return to the site for confirmatory testing, a local laboratory may be used. Local laboratory results must be reported immediately to the medical monitor, and the subject must have the tests repeated and sent to the central laboratory as soon as possible (ideally within 48 to 72 hours).

Study drug administration **must be interrupted** immediately (prior to confirmatory testing) if any of the following criteria are met:

- ALT or AST >8 × ULN
- ALT or AST >5 × ULN for more than 2 weeks
- ALT or AST >3 × ULN, in association with total bilirubin >2 × ULN and/or clinical jaundice

A thorough investigation of potential causes should be conducted, and the subject should be followed closely for clinical progression.

Study drug administration **must be discontinued** if the following criterion is met:

- Subsequent ALT or AST values confirm the initial elevation that satisfied the interruption rule (above), and no convincing alternative etiology (e.g., acetaminophen use, viral hepatitis, alcohol ingestion) is identified, regardless of whether transaminase levels have improved.

All subjects in whom treatment is discontinued for elevated transaminases (and bilirubin, as applicable) should have these levels monitored closely until levels normalize or return to baseline.

If an alternative, reversible cause of transaminase elevation with or without increased bilirubin or clinical jaundice has been identified, study drug administration may be resumed once

transaminases return to baseline or are  $\leq 2 \times$  ULN, whichever is higher. Regardless of the duration of interruption, the medical monitor should be notified prior to resumption of study drug. Upon resumption of study drug, transaminases and bilirubin should be assessed weekly for 4 weeks. If a protocol-defined transaminase elevation interruption threshold recurs within 4 weeks of rechallenge with the study drug (with confirmation of the initial elevation by repeat testing within 48 to 72 hours), then the study drug must be permanently discontinued, regardless of the presumed etiology.

### **9.8.2 Rash**

Individuals who develop generalized rash will be monitored closely. Study drug dosing should be interrupted if a subject develops a generalized rash of Grade 3 or higher, or a rash that is considered a serious adverse event. The investigator will notify the medical monitor of any rash that results in interruption of study drug, is Grade 3 or higher (Section 13.1.1.4), or is a serious adverse event (SAE). Investigators should consider additional evaluation including laboratory testing (e.g., complete blood count [CBC] with differential, LFTs), photographs of the rash, and dermatology consultation. The investigator may consider resumption of study drug if considered clinically appropriate.

## **9.9 Removal of Subjects**

Subjects may withdraw from the study at any time at their own request. Subjects may be withdrawn from study drug treatment at any time at the discretion of the investigator or Vertex for safety, behavior, noncompliance with study procedures, or administrative reasons. If a subject has been withdrawn from study drug treatment, the subject will continue to be followed, provided that the subject has not withdrawn consent (and assent, as applicable).

In addition, a subject must be discontinued from study drug treatment if the subject meets any of the following criteria:

- Meets any of the stopping (discontinuation) criteria (Section 9.8)
- Becomes pregnant (Section 11.7.7.2)

If a subject does not return for a scheduled visit, reasonable effort will be made to contact the subject. In any circumstance, reasonable effort will be made to document subject outcome. The investigator will inquire about the reason for withdrawal, request that the subject return all unused investigational product(s), request that the subject return for an ETT Visit and Safety Follow-up Visit, if applicable (see Section 9.1.3), and follow up with the subject regarding any unresolved AEs.

If the subject withdraws consent or assent for the study, no further assessments will be performed. Vertex may retain and continue using the study data and samples after the study is over, and may use the samples and information in the development of the study compound, and for other drugs and diagnostics, in publications and presentations, and for education purposes. If the subject withdraws from the study, the study data and samples collected will remain part of the study. A subject will not be able to request the withdrawal of his/her information from the study data. A subject may request destruction of the samples collected from him/her during the study as long as those samples can be identified as his/her samples.

If evaluation of efficacy data from the parent studies suggests that the VX-445/TEZ/IVA treatment does not provide clinically meaningful benefit for subsets of subjects included in these

studies, Vertex may recommend that subjects with relevant genotypes discontinue from the study. In addition, if local health authorities decline to approve VX-445/TEZ/IVA, or if clinical benefit is not demonstrated for the use of VX-445/TEZ/IVA for the treatment of CF in specific subpopulations enrolled in this study, subjects with the relevant *CFTR* genotypes may be discontinued after communication to investigators and IRBs/IECs of the risks/benefits related to the safety and efficacy observed for the relevant subset of subjects.

### 9.10 Replacement of Subjects

Subjects who withdraw or are withdrawn during the study drug treatment period will not be replaced.

## 10 STUDY DRUG INFORMATION AND MANAGEMENT

Study drug refers to VX-445/TEZ/IVA and IVA.

### 10.1 Preparation and Dispensing

Study drug may be dispensed only under the supervision of the investigator or an authorized designee and only for administration to the study subjects.

### 10.2 Packaging and Labeling

Study drug tablets will be supplied in blister cards by Vertex. Study drug labeling will be in compliance with applicable local and national regulations. Additional details regarding packaging, labeling, and dispensing for study drug will be in the Pharmacy Manual.

### 10.3 Study Drug Supply, Storage, and Handling

VX-445/TEZ/IVA will be supplied as FDC film-coated tablets containing 100 mg VX-445, 50 mg TEZ, and 75 mg IVA (Table 10-1).

IVA will be supplied as a tablet containing 150 mg IVA (Table 10-1).

Blister cards must be stored under conditions noted in the Pharmacy Manual. The investigator, or an authorized designee (e.g., a licensed pharmacist), will ensure that all investigational product is stored in a secured area, under recommended storage conditions, and in accordance with applicable regulatory requirements. To ensure adequate records, all study drugs will be accounted for via the drug accountability forms as instructed by Vertex.

**Table 10-1 Study Drug: Strength/Dosing Form/Route**

Drug Name, Dosing Form, Route	Strength
VX-445/TEZ/IVA, FDC tablets, oral	
VX-445	100 mg
TEZ	50 mg
IVA	75 mg
IVA, tablet, oral	150 mg

FDC; fixed-dose combination; IVA: ivacaftor; TEZ: tezacaftor

### 10.4 Drug Accountability

The pharmacist or designated study site staff will maintain information regarding the dates and amounts of (1) study drug received; (2) study drug dispensed to the subjects; and (3) study drug

returned by the subjects. Subjects will be instructed to return all used and unused materials associated with the study drug to the site. These materials will be retained at the site according to instructions provided by Vertex or its designee. The study monitor will review study drug records and inventory throughout the study.

If a site uses a site-specific drug accountability system and/or process, including processes associated with the destruction of returned materials, the process must be documented and approved by Vertex. The study monitor must review the drug accountability documentation on a regular basis. The study monitor will promptly communicate to Vertex any discrepancies he/she is unable to resolve with the site.

### **10.5 Disposal, Return, or Retention of Unused Drug**

The study site staff or pharmacy personnel will retain all materials returned by the subjects until the study monitor has performed drug accountability. The investigator will ensure that the materials are destroyed in compliance with applicable environmental regulations, institutional policy, and any special instructions provided by Vertex. Destruction will be adequately documented.

### **10.6 Compliance**

To ensure treatment compliance, the investigator or designee will supervise all study drug dosing that occurs at the site. At each visit, site personnel will review that the subject is compliant with study drug dosing and remind the subject of study drug dosing requirements. Compliance will also be assessed by ongoing study drug count.

If a subject demonstrates continued noncompliance of study drug dosing despite educational efforts, the investigator should consider discontinuing the subject from the study.

### **10.7 Blinding and Unblinding**

This will be an open-label study. However, as outlined in Section 11.4 and Section 11.6.1, subjects (and their parents/caregivers/companions) should not be informed of their study-related spirometry and SwCl results until Vertex has determined that the study has completed (i.e., CSR finalization). Individual SwCl test results will also not be disclosed to the study sites. In addition, the Vertex study team will not have access to the spirometry or SwCl results of the present study until the database lock of the parent study.

## **11 ASSESSMENTS**

### **11.1 Timing of Assessments**

The timing of assessments is shown in Section 3 and Table 3-1.

### **11.2 Subject and Disease Characteristics**

Subject and disease characteristics include the following: demographics, medical history, height, and weight. Select demographic and baseline characteristic data and medical history will be derived from the parent study.

## **11.3 Pharmacokinetics**

### **11.3.1 Blood Sampling**

At the Week 4 Visit only, predose blood samples will be collected to determine plasma concentrations of VX-445, TEZ, M1-TEZ, and IVA. These samples may also be used to evaluate metabolites of VX-445 and IVA, and additional TEZ metabolites, for further evaluation of the bioanalytical method, or for exploratory analyses that provide information on the metabolic pathways used by or affected by VX-445, which may not be included in the CSR.

The Week 4 predose samples must be collected within 60 minutes before dosing; all efforts should be made to obtain the PK samples during this specified window. Samples collected outside of the window will be considered protocol deviations.

A record of study drug administration that coincides with the Week 4 PK blood draw will be collected as described in Section 9.6. The collection date and exact time that each PK blood sample is drawn will also be recorded.

Samples from the PK sampling will be kept frozen by Vertex or its designee until all analyses have been completed and then disposed of according to Vertex or designee standard operating procedures.

### **11.3.2 Processing and Handling of Pharmacokinetic Samples**

Detailed procedures for the collection of blood samples and further procedures for processing and handling of samples for PK analysis will be provided in the PK Sample Handling Guidelines.

### **11.3.3 Bioanalysis**

Samples will be analyzed using validated analytical methods in compliance with Vertex or designee standard operating procedures. A description of the assays and validation data will be provided in separate reports.

## **11.4 Pharmacodynamics: Sweat Chloride**

SwCl samples will be collected with an approved collection device. Each collection will occur before study drug dosing (Section 9.6.1). At each time point, 2 samples will be collected; 1 from each arm (left and right). Sweat samples will be sent to a central laboratory for testing and interpretation of results. Individual SwCl test results will not be disclosed to the study sites. Specific instructions for the collection, handling, processing, and shipping of SwCl samples to the central laboratory will be provided separately.

Subjects (and their parents/caregivers/companions) should not be informed of their study-related SwCl results until Vertex has determined that the study has completed (i.e., CSR finalization), regardless of whether the subject has prematurely discontinued treatment.

## **11.5 Exploratory Assessments**

These data will be used for internal exploratory purposes and may or may not be included in the CSR. Detailed procedures for the collection of blood samples and additional procedures for processing and handling samples will be provided in a separate document.

### **11.5.1 Inflammatory Mediators**

Blood samples (inflammatory mediator samples) will be collected at the time points noted in [Table 3-1](#) and tested to assess markers related to inflammation. These may include, but are not limited to, C-reactive protein (CRP), immunoglobulin G (IgG), white blood cell (WBC, leukocyte) count, and interleukin-8 (IL-8). Specific instructions for the collection, processing, storage, and shipment of inflammatory mediator samples will be provided in the Laboratory Manual.

### **11.5.2 Other Blood Biomarkers**

Serum from an inflammatory mediator sample and an additional blood sample for plasma will be collected and banked for potential future exploratory evaluation of other blood biomarkers (e.g., proteins, peptides, lipids, metabolites, etc.) in relation to PK, PD, treatment response, AEs, and various disease manifestations of CF.

Specific instructions for the collection, processing, storage, and shipment of blood biomarker samples will be provided in the Laboratory Manual.

### **11.5.3 Microbiology and Other Sputum Biomarkers**

Sputum samples will be collected at the time points noted in [Table 3-1](#) from subjects who can produce a sample spontaneously. Each sample will be processed and frozen for potential exploratory evaluation of microbiology analysis and sputum biomarkers (which may include, but are not limited to, qualitative and quantitative bacterial and viral assessments including genomic analyses, analysis of immune cells, inflammatory markers, proteins, peptides, lipids, and endogenous metabolites) in relation to PK, PD, treatment response, AEs, and various disease manifestations of CF.

Specific instructions for the collection, processing, aliquoting, storage, and shipment of sputum samples will be provided in the Laboratory Manual.

## **11.6 Efficacy**

### **11.6.1 Spirometry**

Spirometry will be performed according to the American Thoracic Society Guidelines/European Respiratory Society Guidelines<sup>9</sup> and according to the additional guidelines that follow.

Pre-bronchodilator spirometry is defined as spirometry testing performed for subjects who have

- withheld their short-acting bronchodilators (e.g., albuterol) or anticholinergic (e.g., ipratropium bromide [Atrovent<sup>®</sup>]) for more than 4 hours before the spirometry assessment;
- withheld their long-acting bronchodilator (e.g., salmeterol) for more than 12 hours before the spirometry assessment; and
- withheld their once-daily, long-acting bronchodilator (e.g., tiotropium bromide [Spiriva<sup>®</sup>]) for more than 24 hours before the spirometry assessment.

All spirometry assessments should be performed pre-bronchodilator. During the Treatment Period, spirometry assessments must be performed before study drug dosing (Section [9.6.1](#)) at

approximately the same time at each visit. In the event that a subject forgets to withhold bronchodilator(s), spirometry should be performed according to the following:

- If a subject's Day 1 spirometry assessment from the parent study is pre-bronchodilator, but on a subsequent visit in this study, the subject forgets to withhold bronchodilator use, a post-bronchodilator spirometry assessment will be obtained for that visit only and the visit will not be rescheduled.
- If, on Day 1 of the parent study, the subject forgot to withhold his/her dose of bronchodilator, spirometry should be performed post-bronchodilator and all subsequent spirometric measurements in this study (according to the schedule of assessments detailed in [Table 3-1](#)) should be performed post-bronchodilator.
- Each spirometry assessment will be recorded in the source documents as pre- or post-bronchodilator.

All sites will be provided with spirometers to be used for all study assessments. Spirometry data will be transmitted to a centralized spirometry service for quality review.

Subjects (and their parents/caregivers/companions) should not be informed of their study-related spirometry results until Vertex has determined that the study has completed (i.e., CSR finalization), regardless of whether the subject has prematurely discontinued treatment.

The measured spirometric values listed below will be converted to percent predicted values using the standard equations of Global Lung Function Initiative.<sup>10</sup>

- FEV<sub>1</sub> (L)
- Forced vital capacity (FVC) (L)
- FEV<sub>1</sub>/FVC (ratio)
- Forced expiratory flow, midexpiratory phase (FEF<sub>25%-75%</sub>) (L/s)

### **11.6.2 Height and Weight**

Height and weight will be measured and with shoes off. For subjects whose date of informed consent occurs after their 21<sup>st</sup> birthday, height will not be collected in this study. For subjects whose date of informed consent occurs on or before their 21<sup>st</sup> birthday, height will be collected through the first visit after the subject's 21<sup>st</sup> birthday and does not need to be collected at future visits.

### **11.6.3 Cystic Fibrosis Questionnaire-Revised**

The questionnaires provide information about demographics; general quality of life, school, work, or daily activities; and symptom difficulties (pertaining to CF).

Subjects will be asked to complete the CFQ-R in their native language, if validated translations are available.<sup>11, 12</sup> If there is no validated translation available in the subject's native language, the subject will not complete the questionnaire. Copies of the CFQ-R used will be provided in the Study Reference Manual. Validated translations of the CFQ-R, if available, will be provided for participating centers in non-English-speaking countries.<sup>13, 14</sup>

The CFQ-R will be completed before any other assessments are performed at that visit.



At the Day 1 Visit of this study, subjects will complete the same version of the CFQ-R that was completed in the parent study. At all subsequent visits, subjects will complete the version of the CFQ-R appropriate for the subject's age at the time of the visit. Subjects who are 12 and 13 years of age will complete the CFQ-R Child version themselves, and their parents/caregivers will complete the CFQ-R Parent version. Subjects who are 14 years of age and older will complete the Adolescent and Adult version.

#### **11.6.4 Other Events Related to Outcome**

##### **11.6.4.1 Antibiotic Therapy for Sinopulmonary Sign/Symptoms**

New or changed antibiotic therapy (IV, inhaled, or oral) for the following sinopulmonary signs/symptoms will be determined and documented at visits as indicated in [Table 3-1](#):

- Change in sputum
- New or increased hemoptysis
- Increased cough
- Increased dyspnea
- Malaise, fatigue, or lethargy
- Temperature above 38°C (equivalent to approximately 100.4°F)
- Anorexia or weight loss
- Sinus pain or tenderness
- Change in sinus discharge
- Change in physical examination (PE) of the chest
- Decrease in pulmonary function by 10%
- Radiographic changes indicative of pulmonary infection

**For this study, PEx is defined as a new or change in antibiotic therapy (IV, inhaled, or oral) for any 4 or more of the above signs/symptoms.** This definition is based on the definition of a PEx used in previous clinical studies, including IVA clinical studies.<sup>15,16</sup>

It is recommended that the study drug not be interrupted during a PEx unless, in the opinion of the investigator, it would be in the best interest of the subject.

##### **11.6.4.2 Hospitalization for CF**

Subjects will be queried about planned and unplanned hospitalizations lasting  $\geq 24$  hours that occurred during the study. The dates of hospitalizations and the reasons for hospitalizations will be documented.

For any hospitalization (planned and unplanned), the procedures for safety reporting should also be followed.

#### **11.7 Safety**

Safety evaluations will include AEs, clinical laboratory assessments, and clinical evaluation of vital signs, ECGs, PEs, and pulse oximetry.

Ophthalmologic examinations will be conducted only on subjects who are <18 years of age on the date of informed consent in the parent study.

### **11.7.1 Adverse Events**

All AEs will be assessed, documented, and reported in accordance with ICH GCP guidelines. Section 13.1 outlines the definitions, collection periods, criteria, and procedures for documenting, grading, and reporting AEs. A separate document that details AE case report form (CRF) completion guidelines for investigators as well as training will be provided.

### **11.7.2 Clinical Laboratory Assessments**

Blood and urine samples will be analyzed at a central laboratory, with the exception of the urine pregnancy tests. As described below, urine pregnancy tests will either be analyzed by the site or at home using a home kit. On Day 1, blood samples will be collected before the first dose of the study drug.

Laboratory test results that are abnormal and considered clinically significant will be reported as AEs.

The safety laboratory test panels are shown in [Table 11-1](#).

**Table 11-1 Safety Laboratory Test Panels**

<b>Serum Chemistry</b>	<b>Hematology</b>	<b>Urinalysis<sup>a</sup></b>
Glucose	Hemoglobin	Leukocyte esterase
Blood urea nitrogen <sup>b</sup>	Erythrocytes	Nitrite
Creatinine	Mean corpuscular volume	Urobilinogen
Sodium	Platelets	Urine protein
Potassium	Reticulocytes	pH
Calcium	Leukocytes	Urine blood
Chloride	Differential (absolute and percent):	Specific gravity
Magnesium	Eosinophils	Urine ketones
Bicarbonate	Basophils	Urine bilirubin
Inorganic phosphate	Neutrophils	Urine glucose
Total and direct bilirubin	Lymphocytes	
Alkaline phosphatase	Monocytes	
Aspartate transaminase	<b>Coagulation Studies</b>	
Alanine transaminase	Activated partial thromboplastin time	
Amylase	Prothrombin time	
Lipase	Prothrombin time International	
Gamma-glutamyl transferase	Normalized Ratio	
Protein		
Albumin		
Creatine kinase		
Total cholesterol		
Lactate dehydrogenase		

Note: Haptoglobin may be analyzed if judged to be clinically appropriate by the investigator.

<sup>a</sup> If urinalysis results are positive for leukocyte esterase, nitrite, protein, or blood, microscopic examination of urine will be performed, and results will be provided for leukocytes, erythrocytes, crystals, bacteria, and casts.

<sup>b</sup> If blood urea nitrogen cannot be collected, urea may be substituted.

**Pregnancy ( $\beta$ -human chorionic gonadotropin) Tests for Females of Childbearing Potential:** Any female subject who does not meet the criteria for non-childbearing potential is considered to be of childbearing potential and must have a pregnancy test every 4 weeks. A definition of non-childbearing potential is provided in Section 11.7.7.1. Serum pregnancy tests will be performed at the study site and analyzed at the central laboratory. Urine pregnancy tests will either be performed and analyzed at the site or, at assessment time points when telephone contact takes the place of a clinic visit, at home by using a home kit provided by the site. Results of a home urine pregnancy test will be reported to the site by telephone. The urine pregnancy test on Day 1 must be negative before the first dose of study drug. Additional pregnancy tests may be required according to local regulations and/or requirements.

**Follicle-stimulating Hormone (FSH):** Blood samples for FSH will be measured as needed for any suspected postmenopausal female with at least 12 months of continuous spontaneous amenorrhea. Serum FSH levels must be in the postmenopausal range as determined by the laboratory performing the test.

**Additional Evaluations:** Additional clinical laboratory evaluations will be performed at other times if judged to be clinically appropriate.

For the purposes of study conduct and unless noted otherwise, only laboratory tests done in the central laboratory may be used. Local laboratories may be used at the discretion of the local investigator for management of urgent medical issues. If a local laboratory test value is found to be abnormal and clinically significant, it will be verified by the central laboratory as soon as possible after the investigator becomes aware of the abnormal result. If it is not possible to send a timely specimen to the central laboratory (e.g., the subject was hospitalized elsewhere), the investigator may base the assessment of an AE on the local laboratory value.

### **11.7.3 Physical Examinations and Vital Signs**

A PE of all body systems and vital signs assessment will be performed at the select study visits (see [Table 3-1](#)). At other visits, symptom-directed PEs and symptom-directed vital sign assessments will occur at any time if deemed necessary by the investigator or healthcare provider.

A complete PE includes a review of the following systems: head, neck, and thyroid; eyes, ears, nose, and throat (EENT); respiratory; cardiovascular; lymph nodes; abdomen; skin; musculoskeletal; and neurological. Breast, anorectal, and genital examinations will be performed when medically indicated. Any clinically significant abnormal findings in PEs will be reported as AEs.

Vital signs include blood pressure (systolic and diastolic), temperature (oral), pulse rate, and respiration rate. These will be assessed before dosing and following at least a 5-minute rest.

### **11.7.4 Pulse Oximetry**

Pulse oximetry is a noninvasive measure of oxygen delivery to the tissues and has been correlated with clinical status and lung function. Arterial oxygen saturation by pulse oximetry will be assessed following at least a 5-minute rest and before study drug dosing. At visits when study drug is taken at the site, pulse oximetry will be collected before study drug dosing.

### **11.7.5 Electrocardiograms**

Standard 12-lead ECGs will be performed using a machine with printout according to the schedule of assessments ([Table 3-1](#)). Additional standard 12-lead ECGs will be performed at any other time if clinically indicated. Subjects will be instructed to rest for at least 5 minutes before having an ECG performed.

The ECG traces will be manually read at the study site. A printout of the ECG traces will be made for safety review by the investigator and maintained with source documentation. Clinically significant ECG abnormalities occurring during the study through completion of study participation will be recorded as AEs.

To ensure the safety of the subjects, a qualified individual at the study site will make comparisons to baseline measurements. If the QTcF is increased by >60 msec from the baseline

or an absolute QTcF value is  $\geq 500$  msec for any scheduled ECG, 2 additional ECGs will be performed approximately 2 to 4 minutes apart to confirm the original measurement. If either of the QTcF values from these repeated ECGs remains above the threshold value ( $>60$  msec from baseline or  $\geq 500$  msec), a single ECG will be repeated at least hourly until QTcF values from 2 successive ECGs fall below the threshold value that triggered the repeat measurement. Further details pertaining to ECGs will be provided to sites in the ECG Manual.

### 11.7.6 Ophthalmologic Examination

Ophthalmologic examinations will be conducted only for subjects who are  $<18$  years of age on the date of informed consent in the parent study. The examination does not need to be completed if there is documentation of bilateral lens removal for the subject.

All examinations will be conducted by a licensed ophthalmologist or optometrist and will include

- measurement of best-corrected distance visual acuity of each eye; and
- pharmacologically dilated examination of the lens with a slit lamp.

Subjects  $<18$  years of age on the date of informed consent in the parent study are required to complete ophthalmologic examinations as indicated in [Table 3-1](#). These examinations should be completed within the specified 4-week window around the relevant study visit. A single ophthalmologic examination is required at completion of study participation (defined in [Section 9.1.5](#)); this examination should be completed within 4 weeks prior to the last study visit except for subjects who have withdrawn consent or assent. Ophthalmologic examinations are only required if the cumulative study drug exposure (in the parent study and current study) is at least 12 weeks since the last study ophthalmologic examination.

Any clinically significant abnormal findings will be reported as AEs.

### 11.7.7 Contraception and Pregnancy

The effects of VX-445, TEZ, and IVA on conception, pregnancy, and lactation in humans are not known. VX-445, TEZ, and IVA did not show genotoxic potential in a standard battery of in vitro (Ames test, chromosomal aberration, or micronucleus in cultured mammalian cells) and in vivo (rodent micronucleus) studies. Reproductive toxicology studies of VX-445, TEZ, and IVA have not shown teratogenicity in rats and rabbits.

#### 11.7.7.1 Contraception

**Contraception requirement for a couple is waived for the following:**

- True abstinence for the subject, when this is in line with the preferred and usual lifestyle of the subject. Periodic abstinence (e.g., calendar, ovulation, symptothermal, postovulation methods) and withdrawal are not acceptable methods of contraception. True abstinence must be practiced from the date of informed consent through 90 days after the last dose of study drug.
- If the male is infertile (e.g., bilateral orchiectomy). If a male subject is assumed to have complete bilateral absence of the vas deferens, infertility must be documented before the first dose of study drug (e.g., examination of a semen specimen or by demonstration of the absence of the vas deferens by ultrasound).

- If the female is of non-childbearing potential. To be considered of non-childbearing potential, the female must meet at least 1 of the following criteria:
  - Postmenopausal: Amenorrheic for at least 12 consecutive months and a serum FSH level within the laboratory's reference range for postmenopausal females.
  - Documented hysterectomy or bilateral oophorectomy/salpingo-oophorectomy.

Note: All other females (including females with tubal ligations) will be considered to be of childbearing potential.

- Same-sex relationships

**For subjects for whom the contraception requirement is not waived**, study participation requires a commitment from the subject that at least 1 acceptable method of contraception is used as a couple. Methods of contraception must be in successful use from signing of consent (or assent, when applicable), approximately 28 days before the first dose of study drug (unless otherwise noted), and until 90 days following the last dose of study drug. Additional contraception requirements may need to be followed according to local regulations and/or requirements. Acceptable methods of contraception are listed in Table 11-2.

**Table 11-2 Acceptable Methods of Contraception**

	Male Subjects and Their Female (Non-study) Partners	Female Subjects and Their Male (Non-study) Partners
Vasectomy performed at least 6 months previously, with a documented negative postvasectomy semen analysis for sperm	Yes	Yes
Bilateral tubal occlusion (e.g., ligation) performed at least 6 months previously	Yes	Yes
Male or female condom with or without spermicide <sup>a</sup>	Yes	Yes
Female barrier contraception (such as diaphragm, cervical cap, or sponge) with spermicide	Yes	Yes
Continuous use of an intrauterine device for at least 90 days before the first dose of study drug	Yes	Yes
Oral, implanted, injected, or vaginal hormonal contraceptives, if successfully used for at least 60 days before the first dose of study drug	Yes	Yes

<sup>a</sup> A female condom cannot be used with a male condom due to risk of tearing.

**Additional notes:**

- If over the course of the study the subject meets the criteria for waiving the contraception requirements, the subject does not need to follow the contraceptive methods listed in Table 11-2.
- Male subjects must not donate sperm during the period starting from the first dose of study drug until 90 days after the last dose of study drug.
- Female subjects should not nurse a child during the period starting from the first dose of study drug until 90 days after the last dose of study drug.

- For male subjects with a female partner of childbearing potential, the couple should not plan to become pregnant during the study or within 90 days after the last dose of study drug, with the exception of couples who plan to become pregnant by artificial insemination using sperm banked by the male subject before the first dose of study drug or sperm from another source.

#### **11.7.7.2 Pregnancy**

Subjects will be counseled to inform the investigator of any pregnancy that occurs during study treatment and for 90 days after the last dose of study drug.

If a female subject becomes pregnant during study participation, study drug will be permanently discontinued immediately. The investigator will notify the medical monitor and Vertex GPS within 24 hours of the site's knowledge of the subject's (or partner's) pregnancy using the Pregnancy Information Collection Form. Male subjects with female partners who become pregnant during the study must use a male condom to avoid exposure of a potential embryo or fetus to study drug via the seminal fluid.

The subject or partner will be followed until the end of the pregnancy and the infant will be followed for 1 year after the birth, provided informed consent is obtained. A separate ICF will be provided to explain these follow-up activities. Pregnancy itself does not constitute an AE.

## **12 STATISTICAL AND ANALYTICAL PLANS**

This section presents a summary of the planned analyses for this protocol. Statistical analysis details will be provided in the statistical analysis plan (SAP), and clinical pharmacologic analysis details will be provided in the clinical pharmacology analysis plan (CPAP), both of which will be finalized before the clinical data lock for the study.

### **12.1 Sample Size and Power**

The primary and secondary objectives of the study are the evaluation of the long-term safety and tolerability, and long-term efficacy of VX-445 in TC with TEZ/IVA. This is an open-label study that will enroll subjects who complete the last Treatment Period visit in a parent study and meet eligibility criteria. Parent studies are Phase 3 Vertex studies investigating VX-445 in combination with TEZ and IVA. These include, but are not limited to, Study 445-102 and Study 445-103.

Over 400 subjects are expected to enroll in this open-label study of 196 weeks' duration. With this number of subjects exposed to VX-445/TEZ/IVA treatment, AEs by Preferred Term (PT) that occur with a frequency of >1% will be ruled out with 95% confidence, when zero events are observed in that PT. Further, with over 400 subjects exposed to VX-445/TEZ/IVA treatment for at least 24 weeks, the half-width of the 95% CI for estimating the cumulative incidence of PEx of CF is less than 6% assuming an observed incidence of 30%.

### **12.2 Analysis Sets**

The **Open-label All Subjects Set** is defined as all subjects who were enrolled (defined as subject having data in the clinical database) in the open-label study. This analysis set will be used for individual subject data listings and disposition summary tables unless otherwise specified.

The **Open-label Full Analysis Set (OL-FAS)** is defined as all enrolled subjects who have received at least 1 dose of study drug in the open-label study. The OL-FAS will be used to

summarize subject demographics and baseline characteristics and for all efficacy analyses unless otherwise specified.

The **Open-label Safety Set (OL-SS)** is defined as all subjects who have received at least 1 dose of study drug in the open-label study. The OL-SS will be used for all safety analyses unless otherwise specified.

## 12.3 Statistical Analysis

### 12.3.1 General Considerations

**Continuous variables** will be summarized using the following descriptive summary statistics: the number of subjects (n), mean, SD, median, minimum value (min), and maximum value (max). The precision of the measurement for each continuous variable will be specified in the SAP. Unless otherwise specified, min and max values will be reported with the same precision as the units of the raw data. The mean, median, and SD will be reported to 1 additional decimal place. Any values that require a transformation to standard units (metric or SI) will be converted with the appropriate precision.

**Categorical variables** will be summarized using counts and percentages. Percentages will be presented to 1 decimal place.

**The baseline value**, unless otherwise specified, for the long-term safety analysis will be the most recent non-missing measurement (scheduled or unscheduled) collected before the first dose of VX-445 in TC with TEZ/IVA either in the parent study or the open-label study, as applicable. The baseline value for the long-term efficacy analysis will be defined as the most recent non-missing measurement (scheduled or unscheduled) collected before the first dose of study drug in the parent study. For assessments collected in duplicate or triplicate, the baseline will be defined as the average of non-missing values.

**Baseline characteristics** of subjects in the open-label study will be the same as the baseline characteristics in the parent study.

**Change (absolute change)** from baseline will be calculated as post-baseline value - baseline value.

**The Efficacy Analysis Period** in the open-label study will include the time from the first dose of study drug in the open-label study to the last scheduled efficacy visit in the open-label study, unless otherwise specified.

**The Treatment-emergent (TE) Period** in the open-label study will include the time from the first dose of study drug in the open-label study to 28 days after the last dose of the study drug in the open-label study or to the completion date of study participation (as defined in Section 9.1.5), whichever occurs first.

The long-term efficacy analysis will be performed by parent study for the Efficacy Analysis Period in the open-label study, with the only exception of time to first PEx where events in the parent study may also be included.

In general, long-term safety analysis will be performed in a pooled fashion.



## 12.3.2 Background Characteristics

### 12.3.2.1 Subject Disposition

Subject disposition will be summarized for the Open-label All Subjects Set. The number and percentage of subjects in the following categories for the open-label study will be summarized as appropriate:

- Open-label All Subjects Set
- Dosed (OL-SS)
- Enrolled and dosed (OL-FAS)
- Completed Treatment Period
- Prematurely discontinued treatment and the reasons for discontinuation
- Completed study
- Prematurely discontinued the study and the reasons for discontinuation

### 12.3.2.2 Demographics and Baseline Characteristics

Demographics, background (e.g., medical history), and baseline characteristics will be summarized by descriptive summary statistics. Baseline characteristics will be the same as the parent study baseline characteristics.

The following demographics and baseline characteristics will be summarized for the OL-FAS and will include (but not limited to) sex, race, ethnicity, baseline age, baseline weight, baseline height, baseline BMI, baseline ppFEV<sub>1</sub>, baseline SwCl, and baseline score of CFQ-R respiratory domain.

Medical history will be summarized by MedDRA System Organ Class (SOC) and PT for the OL-FAS.

No statistical tests will be carried out to evaluate any baseline imbalance between treatment groups.

### 12.3.2.3 Prior and Concomitant Medications

Medications will be coded using the World Health Organization-Drug Dictionary and categorized as follows:

- **Prior medication:** any medication that was administered during the 56 days before the first dose of study drug in the open-label study
- **Concomitant medication:** medication continued or newly received during the TE Period in the open-label study
- **Post-treatment medication:** medication continued or newly received after the TE Period in the open-label study

A given medication may be classified as a prior medication, a concomitant medication, or a post-treatment medication; both prior and concomitant; both concomitant and post-treatment; or prior, concomitant, and post-treatment. If a medication has a missing or partially missing start/end date or time and if it cannot be determined whether it was taken before initial dosing in

the open-label study, concomitantly during the TE Period in the open-label study, or beyond the TE Period in the open-label study, it will be considered in all 3 categories of prior, concomitant, and post-treatment medication.

Prior medications and concomitant medications will be summarized descriptively by Preferred Name based on the OL-FAS. Post-treatment medications will be provided separately in an individual subject data listing.

#### **12.3.2.4 Study Drug Exposure and Compliance**

Study drug exposure will be summarized for the OL-SS in terms of treatment a subject received in the open-label study (in days), defined as the last day of study drug in the open-label study minus the first day of study drug in the open-label study plus 1, regardless of study drug interruption.

Study drug compliance will be summarized overall and by treatment group based on the OL-FAS, and will be calculated as:  $100 \times [1 - (\text{total number of days of study drug interruption in the open-label study}) / (\text{duration of study drug exposure in days in the open-label study})]$ . A study drug interruption on a given day is defined as an interruption of any study drug on that day.

In addition, percentage of tablets taken in the open-label study will also be summarized overall and by treatment group based on the OL-FAS, and will be calculated as  $100 \times [(\text{total number of tablets dispensed in the open-label study}) - (\text{total number of tablets returned in the open-label study})] / (\text{total number of tablets planned to be taken per day} \times \text{duration of study drug exposure in days for the open-label study})$ .

#### **12.3.2.5 Important Protocol Deviations**

An important protocol deviation (IPD) is a deviation that may significantly affect the completeness, accuracy, or reliability of the study data or that may significantly affect a subject's rights, safety, or well-being. The rules for identifying an IPD in the open-label study will be described in the SAP.

All IPDs will be provided in an individual subject data listing, and summarized, as appropriate.

### **12.3.3 Efficacy and Pharmacodynamic Analyses**

The secondary objectives of the study are the evaluation of the long-term efficacy and PD of VX-445 in TC with TEZ/IVA.

#### **12.3.3.1 Analysis of Primary Variables**

Not applicable since efficacy and pharmacodynamics are not primary objectives.

#### **12.3.3.2 Analysis of Secondary Variables**

The secondary variables include:

- **Absolute change from baseline in ppFEV<sub>1</sub>**

One of the secondary efficacy endpoints is the absolute change from baseline in ppFEV<sub>1</sub> at visits in the open-label study, for subjects who receive at least 1 dose of study drug in the open-label study. The primary analysis for this secondary endpoint will be based on a mixed-effects model for repeated measures (MMRM) for each individual parent study, with the absolute change from baseline in ppFEV<sub>1</sub> as the dependent variable for visits in the open-label study.

The details including sensitivity analyses and supportive analysis will be described in the SAP.

- **Absolute change from baseline in SwCl**

Analysis of this PD variable will be based on an MMRM model similar to the analysis of the absolute change from baseline in ppFEV<sub>1</sub>.

- **Number of PEx**

The analysis of the number of PEx starting from the first dose of TC in the parent/open-label study will be performed using a negative binomial regression model for each individual parent study, unless otherwise specified.

- **Time-to-first PEx**

Time-to-first PEx is defined as the number of days starting from the first dose of TC in the parent/open-label study to the first event of PEx. Note that for patients who were randomized to placebo or TEZ/IVA group, the first dose of TC will occur in the open-label study. A subject who does not experience an exacerbation prior to the end of the Efficacy Analysis Period in the open-label study will be considered censored at the end of the Efficacy Analysis Period. The Kaplan-Meier method will be used to produce a graphical presentation of the cumulative exacerbation-free survival rate.

- **Absolute change from baseline in BMI**

Analysis of this variable will be based on an MMRM model similar to the analysis of the absolute change from baseline in ppFEV<sub>1</sub>.

- **Absolute change from baseline in BMI z-score**

Analysis of this variable will be based on an MMRM model similar to the analysis of the absolute change from baseline in ppFEV<sub>1</sub>.

- **Absolute change from baseline in body weight**

Analysis for this variable will be based on an MMRM model similar to the analysis of the absolute change from baseline in ppFEV<sub>1</sub>.

- **Absolute change from baseline in CFQ-R respiratory domain score**

Analysis of this variable will be based on an MMRM model similar to the analysis of the absolute change from baseline in ppFEV<sub>1</sub>.

### **12.3.3.3 Analysis of Other Variables**

Other variables include:

- **Absolute change from baseline in CFQ-R non-respiratory domain scores**

Analysis of this variable will be based on an MMRM model similar to the analysis of the absolute change from baseline in ppFEV<sub>1</sub>.

### **12.3.3.4 Multiplicity Adjustment**

Not applicable.

### 12.3.4 Safety Analysis

The primary objective of the study is the evaluation of the long-term safety and tolerability of VX-445 in TC with TEZ/IVA. All safety analyses will be based on the TE Period in the open-label study for subjects in the OL-SS.

The overall long-term safety profile of study drug will be assessed in terms of the following safety and tolerability endpoints:

- Incidence of treatment-emergent adverse events (TEAEs)
- Clinical laboratory values (i.e., serum chemistry, hematology, coagulation, and urinalysis)
- ECGs
- Vital signs
- Pulse oximetry

In general, long-term safety analysis will be performed in a pooled fashion.

All safety data will be presented in individual subject data listings.

Only a descriptive analysis of safety data will be performed.

#### 12.3.4.1 Adverse Events

For analysis purposes, AEs will be classified as pretreatment AEs, TEAEs, or post-treatment AEs, defined as follows:

- **Pretreatment AE:** any AE that occurred since the end of the TE Period in the parent study and before the first dose of VX-445/TEZ/IVA in the TE Period in the open-label study
- **TEAE:** any AE that worsened (either in severity or seriousness) or newly developed at or after the first dose date of VX-445/TEZ/IVA in the TE Period in the open-label study
- **Post-treatment AE:** any AE that worsened (either in severity or seriousness) or newly developed after the TE Period in the open-label study

For AEs with missing or partial start dates, if there is no clear evidence that the AEs started before or after study drug treatment, then the AEs will be classified as TEAEs.

AE summary tables will be presented for TEAEs only and will include the following:

- All TEAEs
- TEAEs by strongest relationship
- TEAEs by maximum severity
- TEAEs leading to treatment discontinuation
- TEAEs leading to treatment interruption
- Serious TEAEs
- TEAEs leading to death
- Grade 3 and Grade 4 TEAEs

- Frequently reported TEAEs

Summaries will be presented by MedDRA SOC and PT using frequency counts and percentages (i.e., number and percentage of subjects with an event). When summarizing the number and percentage of subjects with an event, subjects with multiple occurrences of the same AE or a continuing AE will be counted once, only the maximum severity level will be presented in the severity summaries, and the strongest relationship level in the relationship summaries. An AE overview table will be provided. In addition, a listing containing individual subject level AE data for all deaths and other serious and significant AEs will be provided separately. All AEs, including pre- and post-treatment AEs, will be presented in individual subject data listings.

Exposure-adjusted event rates may also be provided.

#### **12.3.4.2 Clinical Laboratory Assessments**

For the treatment-emergent laboratory measurements, the observed values and change from baseline values of the continuous laboratory parameters will be summarized in SI units for the pooled population at each time point during the TE Period in the open-label study.

The number and percentage of subjects with at least 1 threshold analysis event during the TE Period in the open-label study will be summarized. The shift of the threshold analysis criteria from baseline to post-baseline will also be summarized for selected laboratory parameters. The threshold analysis and parameter selection criteria will be provided in the SAP.

Results of urinalysis and pregnancy tests will be listed in individual subject data listings only. In addition, a listing containing individual subject laboratory assessment values will be provided. This listing will include data from scheduled and unscheduled time points.

Additional safety laboratory data analyses may be described in the SAP.

#### **12.3.4.3 Electrocardiogram**

For the treatment-emergent ECG measurements, a summary of observed values and change from baseline values will be provided at each time point during the TE Period in the open-label study, for the following standard digital ECG interval measurements (in msec): RR, PR, QT, QTc for heart rate (HR) interval (QTcF), QRS duration, and HR (beats per minute).

The number and percentage of subjects with at least 1 threshold analysis event during the TE Period in the open-label study will be summarized. The threshold analysis criteria will be provided in the SAP.

Additional ECG analyses may be described in the SAP.

#### **12.3.4.4 Vital Signs**

For the treatment-emergent vital signs measurements, the observed values and change from baseline values will be summarized at each time point during the TE Period in the open-label study. The following vital signs parameters will be summarized: systolic and diastolic blood pressure (mm Hg), body temperature (°C), pulse rate (beats per minute), and respiratory rate (breaths per minute).

The number and percentage of subjects with at least 1 threshold analysis event during the TE Period in the open-label study will be summarized. The threshold analysis criteria will be provided in the SAP.

Additional vital signs analyses may be described in the SAP.

#### **12.3.4.5 Pulse Oximetry**

For the treatment-emergent pulse oximetry measurements, a summary of observed values and change from baseline values will be provided at each time point during the TE Period in the open-label study, for the percent of oxygen saturation by pulse oximetry.

The number and percentage of subjects with shift changes from baseline (normal/missing and low according to the reference range) to the lowest percent of oxygen saturation during the TE Period will be summarized.

#### **12.3.4.6 Physical Examination**

No tables/figures/listings will be provided for PE data.

#### **12.3.4.7 Other Safety Analyses**

Details of other safety analyses will be included in the SAP.

#### **12.3.5 Other Analyses**

Other analyses will include:

- **Changes from baseline in inflammatory mediators**

Details of this analysis will be provided in a separate document.

- **Changes from baseline in microbiology analysis**

Details of this analysis will be provided in a separate document.

#### **12.3.6 Interim and IDMC Analyses**

##### **12.3.6.1 Interim Analysis**

Interim analyses may take place at any time at the discretion of the sponsor. In the event that a parent study is still ongoing, a limited Vertex team may be unblinded to the treatment assignments of the parent studies for the purpose of reviewing the interim results, and will not be involved in or influence the conduct of the remaining part of the parent study to protect the integrity of the parent study.

##### **12.3.6.2 IDMC Analysis**

The IDMC (Section 9.1.6) will conduct regular safety reviews of study data as outlined in the IDMC charter.

The IDMC's objectives, responsibilities, and operational details will be defined in a separate document (IDMC charter), which will be finalized before the first subject is enrolled in the study.

#### **12.4 Clinical Pharmacology Analysis**

For the PK analysis, trough concentrations of VX-445, TEZ, and IVA may be summarized using descriptive statistics. Trough concentrations may also be analyzed with prior study PK data using nonlinear mixed-effects modeling, as data allow. A detailed description of the planned PK analysis will be presented in the CPAP.

## **13 PROCEDURAL, ETHICAL, REGULATORY, AND ADMINISTRATIVE CONSIDERATIONS**

### **13.1 Adverse Event and Serious Adverse Event Documentation, Severity Grading, and Reporting**

#### **13.1.1 Adverse Events**

##### **13.1.1.1 Definition of an Adverse Event**

An AE is defined as any untoward medical occurrence in a subject during the study; the event does not necessarily have a causal relationship with the treatment. This includes any newly occurring event or worsening of a pre-existing condition (e.g., increase in its severity or frequency) after the ICF is signed.

An AE is considered serious if it meets the definition in Section [13.1.2.1](#).

##### **13.1.1.2 Clinically Significant Assessments**

Study assessments including laboratory tests, ECGs, PEs, and vital signs will be assessed and those deemed to have clinically-significant worsening from baseline will be documented as an AE. When possible, a clinical diagnosis for the study assessment will be provided, rather than the abnormal test result alone (e.g., urinary tract infection, anemia). In the absence of a diagnosis, the abnormal study assessment itself will be listed as the AE (e.g., bacteria in urine or decreased hemoglobin).

An abnormal study assessment is considered clinically significant if the subject has 1 or more of the following:

- Concomitant signs or symptoms related to the abnormal study assessment
- Further diagnostic testing or medical/surgical intervention
- A change in the dose of study drug or discontinuation from the study

Repeat testing to determine whether the result is abnormal, in the absence of any of the above criteria, does not necessarily meet clinically significant criteria. The determination of whether the study assessment results are clinically significant will be made by the investigator.

A laboratory value that is Grade 4 will not automatically be an SAE. A Grade 4 laboratory value will be an SAE if the subject's clinical status indicates a life-threatening AE.

##### **13.1.1.3 Documentation of Adverse Events**

All AEs will be collected from the time the ICF is signed until the subject completes study participation, as defined in Section [9.1.5](#).

All subjects will be queried, using nonleading questions, about the occurrence of AEs at each study visit. When possible, a constellation of signs and/or symptoms will be identified as 1 overall event or diagnosis. All AEs for enrolled subjects will be recorded in the CRF and source document. AEs for subjects who are screened but not subsequently enrolled in the study will be recorded only in the subject's source documents. The following data will be documented for each AE:

- Description of the event

- Classification of “serious” or “nonserious”
- Date of first occurrence and date of resolution (if applicable)
- Severity
- Causal relationship to study drug(s)
- Action taken
- Outcome
- Concomitant medication or other treatment given

#### 13.1.1.4 Adverse Event Severity

The investigator will determine and record the severity of all serious and nonserious AEs. The guidance available at the following website will be consulted: Common Terminology Criteria for Adverse Events (CTCAE), Version 4.0, Cancer Therapy Evaluation Program, [http://ctep.cancer.gov/protocolDevelopment/electronic\\_applications/ctc.htm](http://ctep.cancer.gov/protocolDevelopment/electronic_applications/ctc.htm) (Accessed 28 September 2017). AEs of CTCAE Grades 4 and 5 will be documented as “life-threatening.” In considering the severity of an AE in a pediatric subject, the investigator will consider that reference ranges for pediatric clinical laboratory parameters may differ from those given in the CTCAE. The severity of an AE that does not appear in the CTCAE will be determined according to the definitions in Table 13-1.

**Table 13-1 Grading of AE Severity**

Classification	Definition
<b>Mild (Grade 1)</b>	Mild level of discomfort and does not interfere with regular activities
<b>Moderate (Grade 2)</b>	Moderate level of discomfort and significantly interferes with regular activities
<b>Severe (Grade 3)</b>	Significant level of discomfort and prevents regular activities
<b>Life-threatening (Grade 4)</b>	Any adverse drug event that places the subject, in the view of the investigator, at immediate risk of death

#### 13.1.1.5 Adverse Event Causality

Every effort will be made by the investigator to assess the relationship of the AE, if any, to the study drug(s). Causality will be classified using the categories presented in [Table 13-2](#).



**Table 13-2 Classifications for AE Causality**

<b>Classification</b>	<b>Definition</b>
<b>Related</b>	There is an association between the event and the administration of investigational study drug, a plausible mechanism for the event to be related to the investigational study drug and causes other than the investigational study drug have been ruled out, and/or the event reappeared on re-exposure to the investigational study drug.
<b>Possibly related</b>	There is an association between the event and the administration of the investigational study drug and there is a plausible mechanism for the event to be related to investigational study drug, but there may also be alternative etiology, such as characteristics of the subject's clinical status or underlying disease.
<b>Unlikely related</b>	The event is unlikely to be related to the investigational study drug and likely to be related to factors other than investigational study drug.
<b>Not related</b>	The event is related to an etiology other than the investigational study drug (the alternative etiology will be documented in the study subject's medical record).

### 13.1.1.6 Study Drug Action Taken

The investigator will classify the study drug action taken with regard to the AE. The action taken will be classified according to the categories shown in Table 13-3.

**Table 13-3 Classifications for Study Drug Action Taken With Regard to an AE**

<b>Classification</b>	<b>Definition</b>
<b>Dose not changed</b>	Study drug dose not changed in response to an AE
<b>Dose reduced</b>	Study drug dose reduced in response to an AE
<b>Drug interrupted</b>	Study drug administration interrupted in response to an AE
<b>Drug withdrawn</b>	Study drug administration permanently discontinued in response to an AE
<b>Not applicable</b>	Action taken regarding study drug administration does not apply. "Not applicable" will be used in circumstances such as when the investigational treatment had been completed before the AE began and no opportunity to decide whether to continue, interrupt, or withdraw treatment is possible.

### 13.1.1.7 Adverse Event Outcome

An AE will be followed until the investigator has determined and provided the final outcome. The outcome will be classified according to the categories shown in [Table 13-4](#).

**Table 13-4 Classifications for Outcome of an AE**

<b>Classification</b>	<b>Definition</b>
<b>Recovered/resolved</b>	Resolution of an AE with no residual signs or symptoms
<b>Recovered/resolved with sequelae</b>	Resolution of an AE with residual signs or symptoms
<b>Not recovered/not resolved (continuing)</b>	Either incomplete improvement or no improvement of an AE, such that it remains ongoing
<b>Fatal</b>	Outcome of an AE is death. “Fatal” will be used when death is at least possibly related to the AE.
<b>Unknown</b>	Outcome of an AE is not known (e.g., a subject lost to follow-up)

### 13.1.1.8 Treatment Given

The investigator ensures adequate medical care is provided to subjects for any AEs, including clinically significant laboratory values related to study drug. In addition, the investigator will describe whether any treatment was given for the AE. “Yes” is used if any treatment was given in response to an AE, and may include treatments such as other medications, surgery, or physical therapy. “No” indicates the absence of any kind of treatment for an AE.

### 13.1.2 Serious Adverse Events

#### 13.1.2.1 Definition of a Serious Adverse Event

An SAE is any AE that meets any of the following outcomes:

- Fatal (death, regardless of cause, that occurs during participation in the study or occurs after participation in the study and is suspected of being a delayed toxicity due to administration of the study drug)
- Life-threatening, such that the subject was at immediate risk of death from the reaction as it occurred
- Inpatient hospitalization or prolongation of hospitalization
- Persistent or significant disability/incapacity (disability is defined as a substantial disruption of a person’s ability to conduct normal life functions)
- Congenital anomaly or birth defect
- Important medical event that, based upon appropriate medical judgment, may jeopardize the subject or may require medical or surgical intervention to prevent 1 of the outcomes listed above (e.g., an allergic bronchospasm requiring intensive treatment in an emergency room or at home)

If a subject has a hospitalization or procedure (e.g., surgery) for an event or condition that occurred before the subject signed the ICF, and the hospitalization or procedure was planned before the subject signed the ICF, the hospitalization or procedure will not be considered to indicate an SAE, unless an AE caused the hospitalization or procedure to be rescheduled sooner or to be prolonged relative to what was planned. In addition, hospitalizations clearly not associated with an AE (e.g., social hospitalization for purposes of respite care) will not be considered to indicate an SAE.

Clarification will be made between the terms “serious” and “severe” because they are not synonymous. The term “severe” is often used to describe the intensity (severity) of a specific event, as in mild, moderate, or severe myocardial infarction. The event itself, however, may be of relatively minor medical significance, such as a severe headache. This is not the same as “serious,” which is based on subject/event outcome or action described above, and is usually associated with events that pose a threat to a subject’s life or functioning. Seriousness, not severity, serves as a guide for defining expedited regulatory reporting obligations.

### **13.1.2.2 Documentation of Serious Adverse Events**

All SAEs that occur after obtaining informed consent through completion of study participation, regardless of causality, will be reported by the investigator to Vertex GPS. In addition, all SAEs that occur after completion of study participation and are considered related to study drug(s) will be reported to Vertex GPS **within 24 hours**.

SAEs will be recorded on the Vertex Organized Safety Information Collection Form (hereafter referred to as the “SAE Form”) using a recognized medical term or diagnosis that accurately reflects the event. SAEs will be assessed by the investigator for relationship to the investigational study drug(s) and possible etiologies. On the SAE Form, relationship to study drug(s) will be assessed only as related (includes possibly related) or not related (includes unlikely related), and severity assessment will not be required. For the purposes of study analysis, if the event has not resolved at the end of the study reporting period, it will be documented as ongoing. For purposes of regulatory safety monitoring, the investigator is required to follow the event to resolution and report to Vertex the outcome of the event using the SAE Form.

### **13.1.2.3 Reporting Serious Adverse Events**

The investigator is responsible for notifying the sponsor within 24 hours of identifying an SAE, regardless of the presumed relationship to the investigational study drug. The SAE Form will be completed for new/initial events as well as to report follow-up information on previously reported events. Investigators are asked to report follow-up information as soon as it becomes available to ensure timely reporting to health authorities.

Please send completed SAE Forms to Vertex GPS via:

Email: [globalpatientsafety@vrtx.com](mailto:globalpatientsafety@vrtx.com) (preferred choice)

Fax: +1-617-341-6159

For questions, contact telephone: +1-617-341-6677

### **13.1.2.4 Expedited Reporting and Investigator Safety Letters**

Vertex, as study sponsor, is responsible for reporting suspected, unexpected, serious adverse reactions (SUSARs) involving the study drug(s) to all regulatory authorities, IECs, and participating investigators in accordance with ICH Guidelines and/or local regulatory requirements, as applicable. In addition, Vertex, or authorized designee, will be responsible for the submission of safety letters to central IECs.

It is the responsibility of the investigator or designee to promptly notify the local IRB/local IEC of all unexpected serious adverse drug reactions involving risk to human subjects.

## **13.2 Administrative Requirements**

### **13.2.1 Ethical Considerations**

The study will be conducted in accordance with the current ICH GCP guidelines, which are consistent with the ethical principles founded in the Declaration of Helsinki, and in accordance with local applicable laws and regulations. The IRB/IEC will review all appropriate study documentation to safeguard the rights, safety, and well-being of the subjects. The study will only be conducted at sites where IRB/IEC approval has been obtained. The protocol, Investigator's Brochure, sample ICF, advertisements (if applicable), written information given to the subjects (including diary cards), safety updates, annual progress reports, and any revisions to these documents will be provided to the IRB/IEC by the investigator or Vertex, as allowable by local applicable laws and regulations.

### **13.2.2 Subject Information and Informed Consent**

After the study has been fully explained, written informed consent will be obtained from the subject or legal representative or guardian (if applicable), and assent will be obtained from the subject (if applicable), before study participation. The method of obtaining and documenting the informed consent and assent (if applicable) and the contents of the consent will comply with ICH GCP and all applicable laws and regulations and will be subject to approval by Vertex or its designee. When determining the age of the subject, other study eligibility criteria, and timing of collection applicable assessments, the informed consent will be used as the reference (e.g., age at time of informed consent, date of informed consent, timing of AE collection).

### **13.2.3 Investigator Compliance**

No modifications to the protocol will be made without the approval of both the investigator and Vertex. Changes that significantly affect the safety of the subjects, the scope of the investigation, or the scientific quality of the study (i.e., efficacy assessments) will require IRB/IEC notification before implementation, except where the modification is necessary to eliminate an apparent immediate hazard to human subjects. Vertex will submit all protocol modifications to the required regulatory authorities.

When circumstances require an immediate departure from procedures set forth in the protocol, the investigator will contact Vertex to discuss the planned course of action. If possible, contact will be made before the implementation of any changes. Any departures from the protocol will be fully documented in the source documentation and in a protocol deviation log.

### **13.2.4 Access to Records**

The investigator will make the office and/or hospital records of subjects enrolled in this study available for inspection by Vertex or its representative at the time of each monitoring visit and for audits. The records will also be available for direct inspection, verification, and copying, as required by applicable laws and regulations, by officials of the regulatory health authorities (FDA and others). The investigator will comply with applicable privacy and security laws for use and disclosure of information related to the research set forth in this protocol.

### **13.2.5 Subject Privacy**

To maintain subject confidentiality and to comply with applicable data protection and privacy laws and regulations, all CRFs, study reports, and communications relating to the study will identify subjects by assigned subject numbers and access to subject names linked to such

numbers shall be limited to the site and the study physician and shall not be disclosed to Vertex. As required by applicable laws and regulations in the countries in which the study is being conducted, the investigator will allow Vertex and/or its representatives access to all pertinent medical records to allow for the verification of data gathered in the CRFs/SAE Forms and the review of the data collection process. The FDA and regulatory authorities in other jurisdictions, including the IRB/IEC, may also request access to all study records, including source documentation, for inspection.

For sites participating in the study in the US, and in accordance with the Health Insurance Portability and Accountability Act (HIPAA) and associated regulations an executed HIPAA authorization shall be obtained by the site from each subject (or the legal representative of the subject) before research activities may begin. Each HIPAA authorization shall comply with all HIPAA requirements including authorization allowing the site access to and use of the subject's personally identifiable health information, authorization for the site to disclose such information to Vertex, the FDA, and other parties requiring access under the protocol, and statements as to the purpose for which such information may be used and for how long.

### **13.2.6 Record Retention**

The investigator will maintain all study records according to ICH GCP guidelines and/or applicable local regulatory requirement(s), whichever is longest, as described in the Clinical Trial Agreement. If the investigator withdraws from the responsibility of keeping the study records, custody will be transferred to a person willing to accept the responsibility and Vertex will be notified.

### **13.2.7 Study Termination**

At any time, Vertex may terminate this study in its entirety or may terminate this study at any particular site. In addition, for reasonable cause, either the investigators or their IRBs/IECs may terminate the study at their center.

Conditions that may lead to reasonable cause and warrant termination include, but are not limited to:

- Subject or investigator noncompliance
- Unsatisfactory subject enrollment
- Lack of adherence to protocol procedures
- Lack of evaluable and/or complete data
- Potentially unacceptable risk to study subjects
- Decision to modify drug development plan
- Decision by the FDA or other regulatory authority

Written notification that includes the reason for the clinical study termination is required.

### **13.2.8 End of Study**

The end of study is defined as the last scheduled visit or, for subjects who have been lost to follow-up, the last contact, whichever occurs later, for the latest completing subject in the study.

### **13.3 Data Quality Assurance**

Vertex or its designated representative will conduct a study site visit to verify the qualifications of each investigator, inspect clinical study site facilities, and inform the investigator of responsibilities and procedures for ensuring adequate and correct study documentation.

The investigator is required to prepare and maintain adequate and accurate case histories designed to record all observations and other data pertinent to the study for each study participant. Study data for each enrolled subject will be entered into a CRF by study site personnel using a secure, validated, web-based electronic data capture (EDC) application. Vertex will have read-only access to site-entered clinical data in the EDC application.

Instances of missing, discrepant, or uninterpretable data will be queried with the investigator for resolution. Any changes to study data will be made to the CRF and documented in an audit trail, which will be maintained within the clinical database.

### **13.4 Monitoring**

Monitoring and auditing procedures developed or approved by Vertex will be followed to comply with GCP guidelines. On-site checking of the CRFs/SAE Forms for completeness and clarity, cross-checking with source documents, and clarification of administrative matters will be performed.

The study will be monitored by Vertex or its designee. Monitoring will be done by personal visits from a representative of Vertex, or designee (study site monitor), who will review the CRFs/SAE Forms and source documents. The study site monitor will ensure that the investigation is conducted according to the protocol design and regulatory requirements.

Protocol deviations will be monitored and identified throughout study conduct as outlined in the Protocol Deviation Plan.

### **13.5 Electronic Data Capture**

Vertex will provide the study sites with secure access to and training on the EDC application sufficient to permit study site personnel to enter or correct information in the CRFs on the subjects for which they are responsible.

A CRF will be completed for each enrolled study subject. It is the investigator's responsibility to ensure the accuracy, completeness, clarity, and timeliness of the data reported in the subject's CRF. Source documentation supporting the CRF data will indicate the subject's participation in the study and will document the dates and details of study procedures, AEs, other observations, and subject status.

The investigator, or designated representative, will complete the CRF as soon as possible after information is collected.

The audit trail entry will show the user's identification information and the date and time of any correction. The investigator will provide formal approval of all the information in the CRFs, including any changes made to the CRFs, to endorse the final submitted data for the subjects for whom the investigator is responsible.

Vertex will retain the CRF data and corresponding audit trails. A copy of the final archival CRF in the form of a compact disc or other electronic media will be placed in the investigator's study file.

## **13.6 Publications and Clinical Study Report**

### **13.6.1 Publication of Study Results**

Any and all scientific, commercial, and technical information disclosed by Vertex in this protocol or elsewhere will be considered the confidential and proprietary property of Vertex. The investigator shall hold such information in confidence and shall not disclose the information to any third party except to such of the investigator's employees and staff as have been made aware that the information is confidential and who are bound to treat it as such and to whom disclosure is necessary to evaluate that information. The investigator shall not use such information for any purpose other than determining mutual interest in performing the study and, if the parties decide to proceed with the study, for the purpose of conducting the study.

The investigator understands that the information developed from this clinical study will be used by Vertex in connection with the development of the study drug and other drugs and diagnostics, and therefore may be disclosed as required to other clinical investigators, business partners and associates, the FDA, and other government agencies. The investigator also understands that, to allow for the use of the information derived from the clinical study, the investigator has the obligation to provide Vertex with complete test results and all data developed in the study.

No publication or disclosure of study results will be permitted except under the terms and conditions of a separate written agreement between Vertex and the investigator and/or the investigator's institution.

### **13.6.2 Clinical Study Report**

A CSR, written in accordance with the ICH E3 Guideline, will be submitted in accordance with local regulations.

## 14 REFERENCES

- 1 Cystic Fibrosis Foundation. What is cystic fibrosis? Available at: <https://www.cff.org/What-is-CF/About-Cystic-Fibrosis/>. Accessed 22 March 2018.
- 2 Cystic Fibrosis Foundation. 2014 Patient Registry Annual Data Report. Bethesda, MD: 2015.
- 3 European Cystic Fibrosis Society. 2013 ECFS Patient Registry Annual Data Report. Karup, Denmark: European Cystic Fibrosis Society; 2016.
- 4 United States Department of Health and Human Services. Food and Drug Administration. Office of Orphan Products Development. Developing Products for Rare Diseases & Conditions. Available at: <http://www.fda.gov/ForIndustry/DevelopingProductsforRareDiseasesConditions/default.htm>. Accessed 19 September 2016.
- 5 European Medicines Agency [Internet]. Committee for Orphan Medicinal Products (COMP). Available at: <https://www.ema.europa.eu/en/committees/committee-orphan-medicinal-products-comp>. Accessed 07 December 2018.
- 6 Cystic Fibrosis Trust. UK Cystic Fibrosis Registry: Annual Data Report 2014. Bromley, Kent, UK: 2015.
- 7 Flume PA, VanDevanter DR. State of progress in treating cystic fibrosis respiratory disease. *BMC Med*. 2012;10:88.
- 8 CFTR2.org. Clinical and functional translation of CFTR. The Clinical and Functional TRanslation of CFTR (CFTR2), US Cystic Fibrosis Foundation, Johns Hopkins University, the Hospital for Sick Children. Available at: <http://www.cftr2.org>. Accessed 01 April 2019.
- 9 Miller MR, Hankinson J, Brusasco V, Burgos F, Casaburi R, Coates A, et al. Standardisation of spirometry. *Eur Respir J*. 2005;26(2):319-38.
- 10 Quanjer PH, Stanojevic S, Cole TJ, Baur X, Hall GL, Culver BH, et al. Multi-ethnic reference values for spirometry for the 3–95-yr age range: the global lung function 2012 equations. *Eur Respir J*. 2012;40(6):1324-43.
- 11 Goss CH, Quittner AL. Patient-reported outcomes in cystic fibrosis. *Proc Am Thorac Soc*. 2007;4(4):378-86.
- 12 Quittner AL, Buu A, Messer MA, Modi AC, Watrous M. Development and validation of the Cystic Fibrosis Questionnaire in the United States. *Chest*. 2005;128(4):2347-54.
- 13 Henry B, Aussage P, Grosskopf C, Goehrs JM. Development of the Cystic Fibrosis Questionnaire (CFQ) for assessing quality of life in pediatric and adult patients. *Qual Life Res*. 2003;12(1):63-76.
- 14 Wenninger K, Aussage P, Wahn U, Staab D, German Cystic Fibrosis Questionnaire study group. The revised German Cystic Fibrosis Questionnaire: validation of a disease-specific health-related quality of life instrument. *Qual Life Res*. 2003;12(1):77-85.
- 15 Ramsey BW, Davies J, McElvaney NG, Tullis E, Bell SC, Dřevínek P, et al. A CFTR potentiator in patients with cystic fibrosis and the G551D mutation. *N Engl J Med*. 2011;365(18):1663-72.
- 16 Fuchs HJ, Borowitz DS, Christiansen DH, Morris EM, Nash ML, Ramsey BW, et al. Effect of aerosolized recombinant human DNase on exacerbations of respiratory symptoms and on pulmonary function in patients with cystic fibrosis. *N Engl J Med*. 1994;331(10):637-42.




**15                    PROTOCOL SIGNATURE PAGES**

**15.1                Sponsor Signature Page**

Protocol#:	VX17-445-J 05	Version#:	5.0	Version Date:	23 June 2020
Study Title: A Phase 3, Open-label Study Evaluating the Long-term Safety and Efficacy of VX-445 Combination Therapy in Subjects With Cystic Fibrosis Who Are Homozygous or Heterozygous for the <i>F508del</i> Mutation					

This Clinical Study Protocol has been reviewed and approved by the sponsor.



**15.2 Investigator Signature Page**

Protocol #: VX17-445-105	Version #: 5.0	Version Date: 23 June 2020
Study Title: A Phase 3, Open-label Study Evaluating the Long-term Safety and Efficacy of VX-445 Combination Therapy in Subjects With Cystic Fibrosis Who Are Homozygous or Heterozygous for the <i>F508del</i> Mutation		

I have read Protocol VX17-445-105, Version 5.0, and agree to conduct the study according to its terms. I understand that all information concerning VX-445, tezacaftor, ivacaftor, and this protocol supplied to me by Vertex Pharmaceuticals Incorporated (Vertex) is confidential.

\_\_\_\_\_  
Printed Name

\_\_\_\_\_  
Signature

\_\_\_\_\_  
Date

1


TITLE PAGE




*VERTEX PHARMACEUTICALS INCORPORATED*

# Clinical Study Protocol Addendum for Cystic Fibrosis

**Cystic Fibrosis Studies for the Following Programs**



**Elexacaftor/Tezacaftor/Ivacaftor (VX-445NX-661NX-770)**



**Version and Date of Protocol Addendum:** Version 3.0, 29 July 2020  
Replaces Version 2.0, dated 15 May 2020

Vertex Pharmaceuticals Incorporated  
50 No1ihem Avenue  
Boston, MA 02210-1862, USA

**CONFIDENTIAL**

This document contains confidential information. Any use, distribution, or disclosure without the prior written consent of Vertex Pharmaceuticals Incorporated is strictly prohibited except to the extent required under applicable laws or regulations. Persons to whom the information is disclosed must be informed that the information is confidential and may not be further disclosed by them.

## Summary of Changes to Cystic Fibrosis Clinical Study Protocols

Vertex is currently evaluating several CFTR modulators in clinical studies for the treatment of cystic fibrosis (CF), a serious and life-threatening disease. In completed studies, treatment with these CFTR modulators has generally resulted in rapid, robust, clinically meaningful, and statistically significant improvements in clinical measures, and are generally safe and well tolerated. Adverse events (AEs) seen with these treatments are mostly consistent with common manifestations of CF disease or with common illnesses in CF subjects.

During this COVID-19 pandemic, the safety of the subjects, investigators, and site personnel participating in these clinical studies is Vertex's first priority, thus it is important to minimize any unnecessary risk to COVID-19 exposure through travel to study sites. This addendum summarizes the measures taken for ongoing CF clinical studies. These operational adjustments were implemented to align with Health Authority guidance ensuring the protection of subjects, investigators, and site personnel while maintaining compliance with GCP and minimizing impact to the integrity of the studies. Overall, the benefit-risk of these studies remains favorable.

Vertex recommends that subjects and sites refer to local guidance regarding travel restrictions. There are no operational changes to the study protocols for subjects who can travel to the study sites for their visits. However, to ensure continued safety of subjects who *cannot* travel to the study sites for their visits (for any reason due to COVID-19), specific alternative measures are being implemented to minimize the risk of exposure to COVID-19 (see table below). As the COVID-19 pandemic evolves, Vertex will continue to assess the need for additional actions to ensure the safety of all involved in these clinical studies.

Addendum Version 3.0 summarizes additional measures taken for these ongoing CF clinical studies (see table below) to ensure continued safety.

**Summary of Changes in Ongoing CF Clinical Studies for Subjects Who Cannot Travel to the Study Site**

Protocol Change	Rationale for Change	Study Number
<b>Addendum Version 3.0, dated 29 July 2020</b>		
<p><b>Assessments</b></p> <p>Unscheduled visit(s) will be permissible at the discretion of the investigator(s) or Veltex. The unscheduled visit(s) may be conducted at any time during the study (including after the protocol defined last study visit) in the event assessments specified to be collected at a scheduled visit were not collected due to COVID-19.</p>	<p>To ensure subject safety and/or to facilitate evaluation of safety and/or efficacy if assessments are not performed per the schedule in the protocol due to COVID-19.</p>	<p>[REDACTED]</p> <p>[REDACTED]</p> <p>[REDACTED]</p> <p>VX17-445-105</p> <p>[REDACTED]</p>
<p>Implementation of measures described in addenda versions 1.0 and 2.0, as applicable.</p>	<p>To ensure subject safety and/or to facilitate evaluation of safety and/or efficacy while maintaining study integrity and the safety of subjects and site personnel.</p>	<p>[REDACTED]</p>

**Summary of Changes in Ongoing CF Clinical Studies for Subjects Who Cannot Travel to the Study Site**

Protocol Change	Rationale for Change	Study Number
<b>Addendum Version 2.0, dated 15 May 2020</b>		
<p><b>Assessments</b></p> <p>Weight and height/length/stature may be assessed by subjects or their caregivers using medical grade scales and stadiometers, as indicated per protocol and per local regulation. Sites and subjects will receive training and guidance as needed on these devices.</p> <p>Subjects or caregivers will provide these measurements to site personnel by telephone or video call. Investigators will review results and contact subjects for follow-up as needed. All data will continue to be retained in the subject's source files.</p>	<p>To allow for collection of key data to assess safety and/or efficacy while maintaining study integrity and the safety of subjects and site personnel.</p> <p><i>Addendum 1 allowed for these assessments to be performed by qualified personnel conducting the in-home visits. Addendum 2 allows for these assessments to be performed by subjects or caregivers.</i></p>	<p>[REDACTED]</p> <p>[REDACTED]</p> <p>[REDACTED]</p> <p>VX17-445-105</p> <p>[REDACTED]</p> <p>[REDACTED]</p> <p>[REDACTED]</p>

**Summary of Changes in Ongoing CF Clinical Studies for Subjects Who Cannot Travel to the Study Site**

Protocol Change	Protocol Change	Protocol Change
<b>Addendum Version 1.0, dated 24 April 2020</b>		
<p><b>Consenting of Subjects</b>                      ICFs may be provided electronically or by post mail to subjects (and/or caregivers, as indicated per protocol). The subjects and/or caregivers will review the ICF with an appropriately qualified member of the investigator's team via telephone contact or video call. After this review, subjects and/or caregivers will consent (or assent, if applicable), and/or re-consent verbally and by signing and dating the ICF and returning it to the site via post mail. The signed and dated ICF will then be signed and dated by the investigator.</p> <p>Subjects participating in select studies may have the opportunity to enroll in long-term extension studies. Informed consent (or assent, if applicable), and/or re-consent for subjects (and/or caregivers, as indicated per protocol) may be obtained per the same process described above, as applicable.</p>	<p>To provide alternative methods of obtaining re-consent or consent, as applicable, while ensuring subject safety.</p>	<p>[REDACTED]</p> <p>[REDACTED]</p> <p>[REDACTED]</p> <p>VX17-445-105</p>
<p><b>Study Drug Shipping</b>                      Study drug may be shipped directly from the site to the subject, as applicable, and if permitted by local regulations; subject protected health information will not be released to Vertex.</p> <p>Reconciliation, return, and destruction of study drug will continue to occur at the clinical site as indicated per protocol and in adherence to local regulations.</p>	<p>To ensure subjects can continue treatment with study drug without interruption while ensuring their safety.</p> <p>To clarify that despite these alternative measures, reconciliation, return, and destruction of study drug will remain as indicated per protocol.</p>	<p>[REDACTED]</p>
<p><b>In-home Visits and/or Telephone Contact</b>                      Study visits may be conducted as in-home visits by qualified personnel as requested by participating sites on a per-subject basis. In addition, all subjects may be contacted by site personnel by telephone or video call, irrespective of in-home visits.</p>	<p>To provide subjects the opportunity to continue participation in the clinical studies while ensuring their safety by minimizing the risk to COVID-19 exposure through travel.</p>	<p>[REDACTED]</p> <p>[REDACTED]</p> <p>[REDACTED]</p>

**Summary of Changes in Ongoing CF Clinical Studies for Subjects Who Cannot Travel to the Study Site**

Protocol Change	Protocol Change	Protocol Change
<b>Addendum Version 1.0, dated 24 April 2020</b>		
<p><b>Safety Assessments and Reporting</b></p> <p>Safety assessments, as indicated per protocol, may be performed by qualified personnel conducting the in-home visits (e.g., personnel from site or qualified health care agency). These assessments may include the following, as indicated per protocol, and per local regulation:</p> <ul style="list-style-type: none"> <li>• vital signs</li> <li>• pulse oximetry</li> <li>• height/length/stature</li> <li>• weight</li> <li>• physical examination (complete or abbreviated)</li> <li>• pregnancy test (serum or urine)</li> <li>• urinalysis</li> <li>• blood draws for safety test panels (chemistry, LFT panel, lipid panel, hematology, coagulation).</li> </ul> <p>Blood and/or urine samples for safety assessments are analyzed as indicated per protocol for subjects who have in-home visits.</p> <p>Blood and/or urine samples for safety assessments may be collected and analyzed at local laboratories for subjects who do not have in-home visits, but do not complete the assessment at the site.</p> <p>In addition, safety assessments will be evaluated by telephone. These assessments may include the review of the following:</p> <ul style="list-style-type: none"> <li>• AEs</li> <li>• signs and symptoms/systems for CF</li> <li>• medications</li> <li>• planned or unplanned hospitalizations for CF</li> <li>• study drug administration</li> <li>• outcomes related to PEX</li> <li>• outcomes related to antibiotic treatment</li> </ul> <p>Investigators will review results (in-home and telephone) and contact subjects for follow-up as needed.</p> <p>All data will continue to be retained in the subject's source files.</p> <p>Any clinically significant finding (e.g., AE, SAE, laboratory abnormalities) will continue to be reported as indicated per protocol.</p>	<p>To assess the safety and tolerability of the CFTR modulator evaluated in the specific clinical study while ensuring subject safety. These safety assessments will continue to provide safety data while minimizing burden to subjects and site personnel.</p> <p>To clarify that despite these alternative measures, <b>all</b> adverse events and serious adverse events should be reported as indicated per protocol.</p>	<p>[REDACTED]</p> <p>[REDACTED]</p> <p>[REDACTED]</p> <p>VX17-445-105</p> <p>[REDACTED]</p> <p>[REDACTED]</p> <p>[REDACTED]</p> <p>[REDACTED]</p>



**Summary of Changes in Ongoing CF Clinical Studies for Subjects Who Cannot Travel to the Study Site**

Protocol Change	Protocol Change	Protocol Change
<b>Addendum Version 1.0, dated 24 April 2020</b>		
<p><b>Efficacy and Other Assessments</b> Efficacy and other assessments, as indicated per protocol, may be performed by qualified personnel conducting the in-home visits. These assessments may include the following, as indicated per protocol, and per local regulation.</p> <p><u>In-home Spirometry Assessment</u> A spirometry device may be provided to subjects for in-home assessments of lung function as indicated per protocol. Sites and subjects will receive training and guidance as needed.</p> <p><u>Patient Reported Outcome</u> CFQ-R questionnaires may be provided to subjects (electronically or post mail) to be completed at home as indicated per protocol. Subjects will return these questionnaires to the site via post mail.</p> <p><u>Other Assessments</u></p> <ul style="list-style-type: none"> <li>• ECGs</li> <li>• sweat chloride</li> <li>• blood samples for <i>CFTR</i> genotype testing, IRT, PK, FSH, inflammatory mediator, biomarkers, and vitamin levels</li> <li>• fecal samples for FE-1, fecal calprotectin, and other markers of intestinal inflammation</li> </ul> <p>other patient reported outcomes (e.g., TSQM, SF-12)</p>	<p>To be able to assess safety, treatment effectiveness, and quality of life measures of the <i>CFTR</i> modulator evaluated in the specific clinical study while ensuring subject safety.</p>	<p>[REDACTED]</p> <p>VX17-445-105</p> <p>[REDACTED]</p> <p>[REDACTED]</p> <p>[REDACTED]</p> <p>[REDACTED]</p> <p>Only</p> <p>[REDACTED]</p> <p>[REDACTED]</p> <p>[REDACTED]</p> <p>[REDACTED]</p>

**Summary of Changes in Ongoing CF Clinical Studies for Subjects Who Cannot Travel to the Study Site**

Protocol Change	Protocol Change	Protocol Change
<b>Addendum Version 1.0, dated 24 April 2020</b>		
<p><b>Remote Monitoring</b>                      Veltex has implemented remote monitoring visits where applicable, including remote source data verification, as allowed per local regulations. Remote monitoring will focus on collection of safety data, and data supporting primary and key secondary endpoints.</p>	<p>To allow for review of key data to inform on the safety of subjects receiving treatment.</p> <p>To allow for review of other key data to inform on the objectives of the study while maintaining study integrity and the safety of subjects and site personnel.</p>	<p>[REDACTED]</p> <p>[REDACTED]</p> <p>[REDACTED]</p> <p>VX17-445-105</p> <p>[REDACTED]</p> <p>[REDACTED]</p> <p>[REDACTED]</p>

AE: adverse event; CF: cystic fibrosis; CFQ-R: Cystic Fibrosis Questionnaire-Revised; ECG: electrocardiogram; FE-1: fecal elastase-1; FSH: follicle-stimulating hormone; GCP: Good Clinical Practice; ICF: informed consent form; IRT: immunoreactive trypsinogen; LFT: liver function test; PEx: pulmonary exacerbation; PK: pharmacokinetic; SAE: serious adverse event; SF-12: 12-Item Short-Form Health Survey; TSQM: Treatment Satisfaction Questionnaire for Medication