

CLINICAL STUDY PROTOCOL

IND: 138739

EUDRACT: 2019-001181-15

A Phase 2, Randomized, Double-Blind, Placebo-Controlled, 48-Week, Parallel-Group Study of the Efficacy and Safety of Losmapimod in Treating Subjects with Facioscapulohumeral Muscular Dystrophy (FSHD) with Open-Label Extension (OLE)

PROTOCOL FIS-002-2019

Sponsor:

Fulcrum Therapeutics
26 Landsdowne Street
Cambridge, MA 02139 USA

Sponsor Contact:

[REDACTED]
Senior Medical Director
Fulcrum Therapeutics
26 Landsdowne Street
Cambridge, MA 02139 USA
Telephone: [REDACTED]

Medical Monitor:

[REDACTED]

Version of Protocol:

Version 4.0 (COVID-19 Pandemic Emergency Amendment)

Date of Protocol:

10 April 2020

CONFIDENTIAL

All financial and nonfinancial support for this study will be provided by Fulcrum Therapeutics. The concepts and information contained in this document or generated during the study are considered proprietary and may not be disclosed in whole or in part without the expressed, written consent of Fulcrum Therapeutics.

The study will be conducted according to the International Council for Harmonisation harmonised tripartite guideline E6(R2): Good Clinical Practice.

Fulcrum Therapeutics

Losmapimod

Protocol FIS-002-2019, Version 4.0 (COVID-19 Pandemic Emergency Amendment)

10 April 2020

SUMMARY OF CHANGES TO THE PROTOCOL

Protocol History	
Version and Date of Protocol	Comments
Version 1.0, 27 March 2019	Original version
Version 2.0, 30 July 2019	<ul style="list-style-type: none"> • Clarified benefit/risk ratio • Clarified exclusion criterion #18 • Clarified unblinding procedure in the event of an emergency • Added instructions for missed doses and study drug compliance details • Added adverse events of special interest and stopping criteria for abnormal liver tests • Updated the process for calculating the number of D4Z4 repeats • Updated language for the analysis of the primary endpoint and secondary endpoints to match the statistical analysis plan • Clarified collection time points in the schedule of events • Updated language referencing regulatory authorities • Clarified that the sponsor has no plans to provide study drug to subjects after study closure or termination
Version 3.0, 27 November 2019	<ul style="list-style-type: none"> • Added an open-label extension (OLE) to the protocol. Added language to differentiate the placebo-controlled treatment period part of the study versus the OLE part of the study. Clarified that baseline is prior to the first dose in the placebo-controlled treatment period.

Fulcrum Therapeutics

Losmapimod

Protocol FIS-002-2019, Version 4.0 (COVID-19 Pandemic Emergency Amendment)

10 April 2020

	<ul style="list-style-type: none">• Change from baseline in lean muscle tissue volume and fat fraction in FSHD1 subjects, as measured by musculoskeletal (MSK) magnetic resonance imaging (MRI), changed from exploratory objective/endpoint to a secondary objective/endpoint and revised to include muscle fat infiltration (MFI).• Increased the number of randomized subjects from approximately 66 to approximately 76.• Clarified that for scheduled study visits that are split over 2 days, the visits may not be more than 5 business days apart.• Clarified that subjects can travel for MRI or muscle biopsy if needed, but the use of a study-approved MRI scanner should be consistent during the trial.• Clarified in inclusion criterion #3 that “appropriate documentation” is documentation from an accredited laboratory.• Clarified in inclusion criterion #4 that a RICCI score between 2 and 4 does not include subjects that use wheelchairs or walkers for any reason.• Clarified in exclusion criterion #12 that that subjects should not be vaccinated with a live attenuated vaccine throughout the study.• Added clarifications on the identity of investigational product, study drug packaging, study drug accountability, and compliance.• Clarified pregnancy reporting.
--	---

Fulcrum Therapeutics

Losmapimod

Protocol FIS-002-2019, Version 4.0 (COVID-19 Pandemic Emergency Amendment)

10 April 2020

	<ul style="list-style-type: none"> Removed collection of blood sample for coagulation at the early termination visit and 7-day safety follow up visit. Clarified that a full physical examination will be performed at the screening visit and the 7-day safety follow up visit and a symptom directed physical examination will be performed at all other visits. Added additional details for the safety and tolerability endpoint. Revised the secondary and exploratory endpoints to include specific time points. Clarified that functional workspace is a part of the reachable workspace (RWS) assessment
<p>Version 4.0, 10 April 2020 (COVID-19 Pandemic Emergency Amendment)</p> <ul style="list-style-type: none"> This amendment includes permanent changes to the ReDUX4 protocol. Refer to the ReDUX4 Emergency Guidance document implemented 31 March 2020 for details related to temporary procedures enacted during the COVID-19 pandemic. 	<ul style="list-style-type: none"> Extended randomized placebo-controlled portion of the study from 24 to 48 weeks due to the COVID-19 pandemic and disruptions to the protocol-defined clinical trial conduct Noted that enrollment has been completed All Week 24 efficacy assessments moved to Week 48 Muscle biopsies will be performed at Week 16 or at Week 36 for those subjects unable to have the biopsy at Week 16 due to the COVID-19 pandemic Removed the one-time biopsy from the open-label extension (OLE) portion of the study Added an interim analysis to be performed after a minimum of 22 paired muscle biopsies have been collected. Removed OLE secondary endpoints evaluating long-term efficacy in subjects originally randomized to losmapimod and in

Fulcrum Therapeutics

Losmapimod

Protocol FIS-002-2019, Version 4.0 (COVID-19 Pandemic Emergency Amendment)

10 April 2020

	<p>subjects originally randomized to placebo during the placebo-controlled treatment period, to evaluate the efficacy of losmapimod in inhibiting or reducing expression of DUX4, the root cause of FSHD, as measured by a subset of DUX4-regulated gene transcripts in skeletal muscle biopsies</p> <ul style="list-style-type: none"> • Elevated placebo-controlled treatment period secondary objective and endpoint for evaluation of safety and tolerability of losmapimod in FSHD1 subjects • Removed measurement of the metabolite, GSK198602
--	--

Key changes to the current version of the protocol are summarized below:

Change and Rationale	Affected Sections
<ul style="list-style-type: none"> • Extended randomized placebo-controlled portion of the study from 24 to 48 weeks as the COVID-19 pandemic is preventing many of the Week 24 visits to the sites to take place. The extension in the length of the randomized placebo-controlled portion of the study will enable longer-term assessment of safety and efficacy of losmapimod versus placebo for the treatment of FSHD. 	<p>Section 3.1.1, Section 3.2.2, Section 4.2, Section 5.2, Section 6, Section 7.1, Table 13-1</p>

Fulcrum Therapeutics

Losmapimod

Protocol FIS-002-2019, Version 4.0 (COVID-19 Pandemic Emergency Amendment)

10 April 2020

Change and Rationale	Affected Sections
<ul style="list-style-type: none"> All Week 24 efficacy assessments moved to Week 48. The extension in the length of the randomized placebo-controlled portion of the study will enable longer-term assessment of safety and efficacy of losmapimod versus placebo, including clinical outcome measures considered relevant in FSHD, especially considering the slowly progressing nature of the disease. 	Section 3.1.1, Section 7.1.2, Section 7.1.3, Section 7.6.1, Table 13-1
<ul style="list-style-type: none"> As the COVID-19 pandemic is preventing many of the 16-week biopsies from being performed due to restrictions on travel and study visits, flexibility was added to allow muscle biopsies to be performed at Week 16 or at Week 36 for those subjects unable to have the biopsy at Week 16. The primary endpoint of this clinical trial is dependent on muscle biopsies. Muscle biopsies performed at Week 36 will enable adequate assessment of efficacy. 	Section 3.1.1, Section 6.1.1, Section 6.3.1, Section 6.3.2, Section 7.1.1, Section 7.3, Section 7.6.1, Section 7.6.2, Table 13-1
<ul style="list-style-type: none"> Removed the one-time biopsy from the OLE portion of the study. This biopsy will now be performed at Week 36 during the placebo-controlled portion of the study. The Week 36 biopsy will enable an assessment of the long-term durability of the effect of losmapimod treatment. 	Section 2.2.2, Section 3.1.2, Section 7.2.2, Table 13-2
<ul style="list-style-type: none"> Noted that enrollment has completed. 	Section 3.1.1, Section 4.1
<ul style="list-style-type: none"> Study drug dispensation, compliance , and accountability procedures were clarified. 	Section 5.2, Section 5.7
<ul style="list-style-type: none"> Description of analysis sets were updated. 	Section 7.4
<ul style="list-style-type: none"> Elevated placebo-controlled treatment period secondary objective and endpoint for evaluation of safety and tolerability of losmapimod in FSHD1 subjects. 	Section 2.1.2; Section 7.1.2

Fulcrum Therapeutics

Losmapimod

Protocol FIS-002-2019, Version 4.0 (COVID-19 Pandemic Emergency Amendment)

10 April 2020

Change and Rationale	Affected Sections
<ul style="list-style-type: none"> Details on the number of individuals who have been dosed with losmapimod were added. 	Section 1.4
<ul style="list-style-type: none"> Added an interim analysis to be performed after a minimum of 22 paired muscle biopsies have been collected. This interim analysis will provide timely data to inform the further development of losmapimod for the treatment of FSHD. 	Section 5.6, Section 7, Section 7.6.8
<ul style="list-style-type: none"> Added hypothesis testing on key study endpoints using the full analysis set. 	Section 7.6.1
<ul style="list-style-type: none"> Removed the secondary endpoint in the OLE portion of the study that evaluates the efficacy of losmapimod in inhibiting or reducing expression of DUX4, the root cause of FSHD, as measured by a subset of DUX4-regulated gene transcripts in skeletal muscle biopsies. The muscle biopsy assessment was removed from the OLE portion of the study 	Section 2.2.2, Section 3.1.2, Table 13-2
<ul style="list-style-type: none"> Removed measurement of the metabolite, GSK198602, as it is inactive and not clinically relevant. 	Section 2.1.2, Section 3.1.1, Section 6.3.1, Section 7.1.2, Section 7.4, Section 7.6.5
<ul style="list-style-type: none"> Removed collection of target engagement sampling from OLE portion of the study 	Section 2.2.2, Section 3.1.2, Section 6.3.2, Section 7.2.2, Table 13-2
<ul style="list-style-type: none"> Clarified that coagulation testing prior to muscle biopsies is optional and institutional guidelines should be followed. Coagulation testing during the OLE portion of the study was removed to reflect the removal of the one-time muscle biopsy. 	Table 13-1, Table 13-2

Fulcrum Therapeutics

Losmapimod

Protocol FIS-002-2019, Version 4.0 (COVID-19 Pandemic Emergency Amendment)

10 April 2020

Change and Rationale	Affected Sections
<ul style="list-style-type: none">Language was added to address subjects who have already rolled over to the OLE portion of the study prior to the implementation of the COVID-19 Pandemic Emergency protocol version 4.	Section 3.1, Section 3.1.1, Section 5.2, Section 6, Section 7.4, Table 13-1
Typographical and administrative changes were also made to improve the clarity of the document.	Throughout

Fulcrum Therapeutics

Losmapimod

Protocol FIS-002-2019, Version 4.0 (COVID-19 Pandemic Emergency Amendment)

10 April 2020

Protocol Approval – Sponsor Signatory

Study Title A Phase 2, Randomized, Double-Blind, Placebo-Controlled, 48-Week, Parallel-Group Study of the Efficacy and Safety of Losmapimod in Treating Subjects with Facioscapulohumeral Muscular Dystrophy (FSHD) with Open-Label Extension (OLE)

Protocol Number FIS-002-2019, Version 4.0 (COVID-19 Pandemic Emergency Amendment)

Protocol Date 10 April 2020

Protocol accepted and approved by:

██████████, MD
Senior Vice President, Clinical Development
Fulcrum Therapeutics
26 Landsdowne Street
Cambridge, MA 02139 USA

DocuSigned by:

██████████

B30B7B025267426...

Signature

2020-Apr-10

Date

██████████, MD
Senior Medical Director, Clinical Development
Fulcrum Therapeutics
26 Landsdowne Street
Cambridge, MA 02139 USA

DocuSigned by:

██████████

0ED995C6797940D...

Signature

2020-Apr-10

Date

██████████, PhD
Vice President, Translational Medicine
Fulcrum Therapeutics
26 Landsdowne Street
Cambridge, MA 02139 USA

DocuSigned by:

██████████

9F4FA2AB08A1423

Signature

2020-Apr-10

Date

██████████, PhD
Director, Biostatistics
Fulcrum Therapeutics
26 Landsdowne Street
Cambridge, MA 02139 USA

DocuSigned by:

██████████

1C7B1A0D1-8832A2B

Signature

2020-Apr-10

Date

Fulcrum Therapeutics

Losmapimod

Protocol FIS-002-2019, Version 4.0 (COVID-19 Pandemic Emergency Amendment)

10 April 2020


Protocol Approval – Principal Investigator

Study Title A Phase 2, Randomized, Double-Blind, Placebo-Controlled, 48-Week, Parallel-Group Study of the Efficacy and Safety of Losmapimod in Treating Subjects with Facioscapulohumeral Muscular Dystrophy (FSHD) with Open-Label Extension (OLE)


Protocol Number FIS-002-2019, Version 4.0 (COVID-19 Pandemic Emergency Amendment)

Protocol Date 10 April 2020

Protocol accepted and approved by:

Principal Investigator , MD

DocuSigned by:


C417E0C86414418

2020-Apr-11

Signature

Date

Fulcrum Therapeutics

Losmapimod

Protocol FIS-002-2019, Version 4.0 (COVID-19 Pandemic Emergency Amendment)

10 April 2020

Protocol Approval – Lead Statistician

Study Title A Phase 2, Randomized, Double-Blind, Placebo-Controlled, 48-Week, Parallel-Group Study of the Efficacy and Safety of Losmapimod in Treating Subjects with Facioscapulohumeral Muscular Dystrophy (FSHD) with Open-Label Extension (OLE)


Protocol Number FIS-002-2019, Version 4.0 (COVID-19 Pandemic Emergency Amendment)

Protocol Date 10 April 2020


Protocol accepted and approved by:

Lead Statistician

Associate Director, Biostatistics



DocuSigned by:


66C647C85E0941F...

2020-Apr-10

Signature_____
Date

Fulcrum Therapeutics

Losmapimod

Protocol FIS-002-2019, Version 4.0 (COVID-19 Pandemic Emergency Amendment)

10 April 2020

Declaration of Investigator

I have read and understood all sections of the protocol entitled “A Phase 2, Randomized, Double-Blind, Placebo-Controlled, 48-Week, Parallel-Group Study of the Efficacy and Safety of Losmapimod in Treating Subjects with Facioscapulohumeral Muscular Dystrophy (FSHD) with Open-Label Extension (OLE)” and the accompanying investigator’s brochure.

I agree to supervise all aspects of the protocol and to conduct the clinical investigation in accordance with the Final Protocol Version 4.0 (COVID-19 Pandemic Emergency Amendment), dated 10 April 2020, the International Council for Harmonisation harmonised tripartite guideline E6(R2): Good Clinical Practice and all applicable government regulations. I will not make changes to the protocol before consulting with Fulcrum Therapeutics or implement protocol changes without independent ethics committee approval except to eliminate an immediate risk to subjects. I agree to administer study treatment only to subjects under my personal supervision or the supervision of a subinvestigator.

I will not supply the investigational drug to any person not authorized to receive it. Confidentiality will be protected. Subject identity will not be disclosed to third parties or appear in any study reports or publications.

I will not disclose information regarding this clinical investigation or publish results of the investigation without authorization from Fulcrum Therapeutics.

Signature of Principal Investigator

Date

Printed Name of Principal Investigator

Table of Contents

Table of Contents	13
List of Tables.....	17
List of Figures	17
Protocol Synopsis.....	18
List of Abbreviations.....	26
1 Introduction	29
1.1 Background	29
1.2 Nonclinical Information.....	31
1.3 Clinical Pharmacology.....	32
1.4 Clinical Safety.....	33
1.5 Benefit/Risk Assessment.....	34
2 Study Objectives.....	37
2.1 Placebo-Controlled Treatment Period.....	37
2.1.1 Primary Objective	37
2.1.2 Secondary Objectives	37
2.1.3 Exploratory Objectives	37
2.2 Open-Label Extension	38
2.2.1 Primary Objective	38
2.2.2 Secondary Objectives	38
2.2.3 Exploratory Objectives	38
3 Investigational Plan	40
3.1 Study Design.....	40
3.1.1 Placebo-Controlled Treatment Period.....	40
3.1.2 Open-Label Extension	43
3.2 Rationale of Study Design	44
3.2.1 Rationale of Dose Selection.....	44
3.2.2 Rationale of Study Design	46
4 Subject Selection and Withdrawal Criteria	49
4.1 Selection of Study Population.....	49

Fulcrum Therapeutics

Losmapimod

Protocol FIS-002-2019, Version 4.0 (COVID-19 Pandemic Emergency Amendment)

10 April 2020


4.1.1	Inclusion Criteria	49
4.1.2	Exclusion Criteria	50
4.2	Withdrawal of Subjects from Study Treatment and/or the Study	53
4.2.1	Reasons for Withdrawal/Discontinuation	53
4.2.2	Handling of Withdrawals	54
4.2.3	Replacements	55
5	Study Treatments	56
5.1	Method of Assigning Subjects to Treatment Groups	56
5.2	Treatments Administered	56
5.3	Identity of Investigational Product	57
5.4	Management of Clinical Supplies	57
5.4.1	Study Drug Packaging and Storage	57
5.4.2	Study Drug Accountability	58
5.4.3	Medication Errors and Overdose	58
5.5	Lifestyle Restrictions	58
5.5.1	Contraception Requirements	59
5.6	Blinding	60
5.7	Treatment Compliance	61
5.8	Prior and Concomitant Therapy	61
6	Study Assessments and Procedures	63
6.1	Efficacy Assessments	63
6.1.1	Skeletal Muscle Needle Biopsy	63
6.1.2	Skeletal Muscle Magnetic Resonance Imaging	64
6.2	Safety and Tolerability Assessments	64
6.2.1	Adverse Events	64
6.2.1.1	Definitions of Adverse Events	64
6.2.1.2	Serious Adverse Events	65
6.2.1.3	Adverse Events of Special Interest	65
6.2.1.4	Eliciting and Documenting Adverse Events	66
6.2.1.5	Reporting Adverse Events	67
6.2.1.6	Reporting Serious Adverse Events	68
6.2.1.7	Suspected Unexpected Serious Adverse Reactions	68

Fulcrum Therapeutics

Losmapimod

Protocol FIS-002-2019, Version 4.0 (COVID-19 Pandemic Emergency Amendment)

10 April 2020

6.2.1.8	Assessment of Severity	69
6.2.1.9	Assessment of Causality	69
6.2.1.10	Follow-Up of Subjects Reporting Adverse Events	70
6.2.2	Laboratory Analyses	70
6.2.3	Medical History	73
6.2.4	Vital Signs	73
6.2.5	Physical Examinations	73
6.2.6	Twelve-Lead Electrocardiograms	74
6.3	Pharmacokinetic and Pharmacodynamic Assessments	74
6.3.1	Pharmacokinetic Assessments	74
6.3.2	Pharmacodynamic Assessments	75
6.4	Other Assessments	75
6.4.1	Reachable Work Space	75
6.4.2	Timed Up and Go	76
6.4.3	Dynamometry	77
6.4.4	Motor Function Measure Domain 1	77
6.4.5	FSHD Health Index	77
6.4.6	Patients' Global Impression of Change	78
6.4.7	Genetic Confirmation of FSHD1	78
		
6.5	Safety Review Committee	79
6.6	Pregnancy	79
6.7	Sample Collections	80
7	Statistical and Analytical Plan	81
7.1	Placebo-Controlled Treatment Period	81
7.1.1	Primary Endpoint	81
7.1.2	Secondary Endpoints	81
7.1.3	Exploratory Endpoints	82
7.2	Open-Label Extension	82
7.2.1	Primary Endpoint	82
7.2.2	Secondary Endpoints	83
7.2.3	Exploratory Endpoints	83
7.3	Sample Size Calculations	83

Fulcrum Therapeutics

Losmapimod

Protocol FIS-002-2019, Version 4.0 (COVID-19 Pandemic Emergency Amendment)

10 April 2020

7.4	Analysis Sets	84
7.5	Description of Subgroups to Be Analyzed	85
7.6	Statistical Analysis Methodology	85
7.6.1	Hypothesis Testing on Key Study Endpoints	85
7.6.2	Analysis of Primary Endpoints	86
7.6.3	Analysis of Secondary Endpoints	86
7.6.4	Analyses of Exploratory Endpoints	87
7.6.5	Pharmacokinetic and Pharmacodynamic Analyses	87
7.6.6	Safety Analyses	88
7.6.7	Other Analyses	88
7.6.8	Interim Analyses	88
8	Data Quality Assurance	90
8.1	Data Management	90
9	Ethics	91
9.1	Independent Ethics Committee or Institutional Review Board	91
9.2	Ethical Conduct of the Study	91
9.3	Subject Information and Consent	91
10	Investigator's Obligations	93
10.1	Confidentiality	93
10.2	Financial Disclosure and Obligations	93
10.3	Investigator Documentation	94
10.4	Study Conduct	94
10.5	Adherence to Protocol	95
10.6	Adverse Events and Study Report Requirements	95
10.7	Investigator's Final Report	95
10.8	Records Retention	95
10.9	Publications	95
11	Study Management	97
11.1	Monitoring	97
11.1.1	Safety Review Committee	97
11.1.2	Monitoring of the Study	97

Fulcrum Therapeutics

Losmapimod

Protocol FIS-002-2019, Version 4.0 (COVID-19 Pandemic Emergency Amendment)

10 April 2020

11.1.3	Inspection of Records	97
11.2	Management of Protocol Amendments and Deviations.....	98
11.2.1	Modification of the Protocol.....	98
11.2.2	Protocol Deviations.....	98
11.3	Study Termination.....	99
11.4	Final Report	99
12	Reference List.....	101
13	Appendices	106
13.1	Appendix: Schedules of Events	106
13.2	Appendix: Drugs Potentially Affecting Muscle Function	115

List of Tables

Table 7-1	Alpha at Interim Analysis and Final Analysis for Different Sample Sizes at Interim Analysis (O'Brien-Fleming Method)	89
Table 13-1	Schedule of Events: Placebo-Controlled Treatment Period.....	107
Table 13-2	Schedule of Events: Open-Label Extension (Visits will Occur Quarterly Until Study Drug Approval or Study Is Discontinued).....	112

List of Figures

Figure 3-1	Schematic of Study Design for the Placebo-Controlled Treatment Period.....	42
------------	--	----

Fulcrum Therapeutics

Losmapimod

Protocol FIS-002-2019, Version 4.0 (COVID-19 Pandemic Emergency Amendment)

10 April 2020

Protocol Synopsis

Protocol Number: FIS-002-2019

Title: A Phase 2, Randomized, Double-Blind, Placebo-Controlled, 48-Week, Parallel-Group Study of the Efficacy and Safety of Losmapimod in Treating Subjects with Facioscapulohumeral Muscular Dystrophy (FSHD) with Open-Label Extension (OLE)

Sponsor: Fulcrum Therapeutics
26 Landsdowne Street
Cambridge, MA 02139 USA

Study Phase: 2

Study Sites: Up to 25 sites

Indication: FSHD

Rationale: Treatment of FSHD with losmapimod is predicted to reduce double homeobox 4 (DUX4) in affected skeletal muscle. It is anticipated that the proposed human dose of losmapimod for FSHD at 15 mg orally (PO) twice daily (BID) will provide drug concentrations in skeletal muscles sufficient to significantly inhibit p38 α / β , resulting in the reduction of aberrant expression of DUX4.

This study will be conducted in 2 parts: a randomized, double-blind placebo-controlled treatment period for 48 weeks, followed by an open-label treatment period with losmapimod. The placebo-controlled treatment period will evaluate the efficacy and safety of losmapimod in treating subjects with FSHD1 over 48 weeks. The open-label extension (OLE) will evaluate the safety, tolerability, and efficacy of long-term dosing with losmapimod in treating subjects with FSHD1.

Prior to the COVID-19 pandemic, subjects who reached the Week 24 visit had the option to roll over into the OLE. Subjects that have already rolled over to the OLE prior to the COVID-19 pandemic will remain on open label treatment. Their next clinic visit will follow the assessments for the Week 36 and Week 48 visit in the placebo-controlled portion of the study in the COVID-19 Pandemic Emergency protocol version 4.0. These subjects will not undergo the Week 36 biopsy. Subjects who did not roll over prior to the COVID-19 pandemic will roll over into the OLE at the Week 48 visit as described in the COVID-19 Pandemic Emergency protocol version 4.0.

Fulcrum Therapeutics

Losmapimod

Protocol FIS-002-2019, Version 4.0 (COVID-19 Pandemic Emergency Amendment)

10 April 2020

Objectives:**Placebo-Controlled Treatment Period****Primary Objective:**

- To evaluate the efficacy of losmapimod in inhibiting or reducing expression of DUX4, the root cause of FSHD, as measured by a subset of DUX4-regulated gene transcripts in skeletal muscle biopsies from FSHD1 subjects

Secondary Objectives:

- To evaluate the safety and tolerability of losmapimod in FSHD1 subjects
- To evaluate the change from baseline in muscle fat fraction (MFF), lean muscle volume (LMV), and muscle fat infiltration (MFI) in FSHD1 subjects, as measured by musculoskeletal (MSK) magnetic resonance imaging (MRI)
- To evaluate the plasma concentrations of losmapimod in FSHD1 subjects
- To evaluate the levels of losmapimod in skeletal muscle in FSHD1 subjects
- To evaluate losmapimod target engagement in blood and in skeletal muscle in FSHD1 subjects

Exploratory Objectives:

- To evaluate the change from baseline in the following clinical outcome assessments (COAs):
 - Reachable Work Space (RWS) with and without weights
 - Classic and FSHD Timed Up and Go (TUG)
 - Muscle strength by hand-held quantitative dynamometry
 - Motor Function Measure (MFM) Domain 1
 - FSHD Health Index (FSHD-HI)
 - Patients' Global Impression of Change (PGIC)
- To evaluate the change from baseline in inflammatory, immune, apoptotic, and other muscle disease transcripts in muscle biopsy and circulating proteins in plasma and serum

Fulcrum Therapeutics

Losmapimod

Protocol FIS-002-2019, Version 4.0 (COVID-19 Pandemic Emergency Amendment)

10 April 2020

Open-Label Extension**Primary Objective:**

- To evaluate the safety and tolerability of long-term dosing of losmapimod in FSHD1 subjects

Secondary Objectives:

- To evaluate the change from baseline in MFF, LMV, and MFI in FSHD1 subjects, as measured by MSK MRI
- To evaluate the plasma concentrations of losmapimod in FSHD1 subjects

Exploratory Objectives:

- To evaluate the change from baseline in the following COAs:
 - RWS with and without weights
 - Classic and FSHD TUG
 - Muscle strength by hand-held quantitative dynamometry
 - MFM Domain 1
 - FSHD-HI
 - PGIC
- To evaluate the change from baseline in inflammatory, immune, apoptotic, and other muscle disease transcripts in circulating proteins in plasma and serum

Study Population:

Males and females between 18 and 65 years of age, inclusive, who have a confirmed diagnosis of FSHD1 with 1 to 9 repeats via assessment of the size of the D4Z4 array on chromosome 4; a clinical severity score of 2 to 4 (RICCI score; range 0-5), inclusive, at screening; and an MRI-eligible muscle for biopsy, as determined by a central reader. Enrollment has completed for this study. A total of 80 subjects have been enrolled.

Study Design:

This study will be conducted in 2 parts: a randomized, double-blind placebo-controlled treatment period for 48 weeks, followed by an open-label treatment period with losmapimod. The placebo-controlled treatment period will evaluate the efficacy and safety of losmapimod in treating subjects with FSHD1 over 48 weeks. The OLE will evaluate the safety, tolerability, and efficacy of long-term dosing with losmapimod in treating subjects with FSHD1. During the placebo-controlled treatment period, a total of approximately 76 subjects with FSHD1 will be randomized 1:1 to receive 15 mg PO of losmapimod (n=38) or placebo (n=38)

Fulcrum Therapeutics

Losmapimod

Protocol FIS-002-2019, Version 4.0 (COVID-19 Pandemic Emergency Amendment)

10 April 2020

tablets BID for 48 weeks. Blood samples for pharmacokinetic (losmapimod concentrations) endpoints will be collected at Day 1, Week 4, Week 16, and Week 36 at the following time points: immediately predose and 4 hours (± 30 minutes) after administration of the study dose. Pharmacokinetic samples will also be taken, when feasible, after dosing during the Week 12, Week 24, and Week 48 visits, preferably ≥ 1 hour after dosing. Blood samples for target engagement will be collected at Day 1 and Week 16 or Week 36, at the following time points: immediately predose and 4 hours (± 30 minutes) after administration of the study dose. Serum and plasma samples taken at baseline (Day 1; predose) and at Weeks 4, 12, 16, 24, 36, and 48 (predose or postdose) will be used to aid in the discovery of potential biomarkers of FSHD disease activity and treatment effects.

Musculoskeletal MRIs will be performed at screening, Week 12, and Week 48. Muscle biopsies will be taken at Day 1 and Week 16 or Week 36, if the muscle biopsy could not be performed at Week 16 due to the COVID-19 pandemic. In skeletal muscle, change from baseline in aberrant DUX4 activity, losmapimod concentrations, and target engagement will be evaluated at Day 1 and Week 16 or Week 36. A portion of the muscle biopsies may be used to aid in the discovery of potential biomarkers of FSHD disease activity and treatment effects. Once subjects reach Week 48, they will have the option to roll over into the OLE, with all subjects receiving 15 mg PO of losmapimod tablets BID. Subjects who wish to roll over into the OLE must complete all procedures from the Week 48 end of placebo-controlled treatment period/start of OLE visit. Prior to the COVID-19 pandemic, subjects who reached the Week 24 visit had the option to roll over into the OLE. Subjects that have already rolled over to the OLE prior to the COVID-19 pandemic will remain on open label treatment. Their next clinic visits will follow the assessments for the Week 36 and Week 48 visit in the placebo-controlled portion of the study in the COVID-19 Pandemic Emergency protocol version 4.0. These subjects will not undergo the Week 36 biopsy. Subjects who did not roll over prior to the COVID-19 pandemic will roll over into the OLE at the Week 48 visit as described in the COVID-19 Pandemic Emergency protocol version 4.0.

During the OLE, subjects will attend clinic visits approximately every 12 weeks until study drug approval or until the study is discontinued by the sponsor.

Fulcrum Therapeutics

Losmapimod

Protocol FIS-002-2019, Version 4.0 (COVID-19 Pandemic Emergency Amendment)

10 April 2020

Blood samples for pharmacokinetics (losmapimod concentration) will be collected after dosing at each clinic visit, preferably ≥ 1 hour after dosing. Serum and plasma samples will be collected twice a year (ie, every 24 weeks [Week 72, Week 96, Week 120, Week 144, Week 168, etc.]) and will be used to aid in the discovery of potential biomarkers of FSHD disease activity and treatment effects.

Musculoskeletal MRIs will be performed twice a year (ie, every 24 weeks [Week 72, Week 96, Week 120, Week 144, Week 168, etc.])

Safety and tolerability will be evaluated throughout the study based on the assessment of adverse events (AEs), AEs of special interest (AESIs), serious adverse events (SAEs), laboratory tests, electrocardiograms (ECGs), vital signs, and physical examinations.

Estimated Study Duration:

Subjects will complete a 4-week screening period followed by a 48-week placebo-controlled treatment period. Subjects who rolled over to the OLE portion of the study prior to the COVID-19 pandemic (under protocol version 3.0) will remain on open-label treatment. These subjects completed a 4-week screening period followed by a 24-week placebo-controlled treatment period. At their next clinic visits, these subjects will follow the assessments for the Week 36 visit followed by the Week 48 visit in the placebo-controlled portion of the study under the COVID-19 Pandemic Emergency protocol version 4.0. During the OLE, subjects will attend clinic visits approximately every 12 weeks until study drug approval or until the study is discontinued by the sponsor. All subjects will complete a safety follow-up visit 7 (± 3) days after their last dose of study drug.

Efficacy Assessments:

- Change from baseline in DUX4 activity in affected skeletal muscle, as measured by quantitative reverse transcription polymerase chain reaction in a panel of DUX4-regulated gene transcripts
- Change from baseline in MFF, LMV, and MFI, as measured by MSK MRI

Pharmacokinetic and Pharmacodynamic Assessments:

- Plasma concentrations of losmapimod
- Concentrations of losmapimod in skeletal muscle biopsy at steady state
- Target engagement parameters in blood and skeletal muscle biopsy

Fulcrum Therapeutics

Losmapimod

Protocol FIS-002-2019, Version 4.0 (COVID-19 Pandemic Emergency Amendment)

10 April 2020

Safety Assessments:	Adverse events, AESIs, SAEs, laboratory tests, ECGs, vital signs, and physical examinations
Other Assessments:	<ul style="list-style-type: none"> • Change from baseline in COAs <ul style="list-style-type: none"> ○ RWS with and without weights ○ Classic and FSHD TUG ○ Muscle strength by hand-held quantitative dynamometry ○ MFM Domain 1 ○ FSHD-HI ○ PGIC • Change from baseline in inflammatory, immune, apoptotic, and other muscle disease transcripts in muscle biopsy and circulating proteins in plasma and serum
Study Drug, Dosage, and Route of Administration:	<p>Placebo-Controlled Treatment Period: Losmapimod tablets 15 mg (provided as two 7.5 mg tablets) PO BID or matching placebo tablets PO BID for 48 weeks (or 24 weeks if rolled over to the OLE under protocol version 3.0, prior to the COVID-19 pandemic)</p> <p>Open-Label Extension: Losmapimod tablets 15 mg (provided as two 7.5 mg tablets) PO BID until study drug approval or until the study is discontinued by the sponsor</p> <p>Study drug should be administered with food.</p>
Sample Size:	<p>Assuming an effect size of 0.70, a sample size of 68 subjects (34 subjects per group) will be needed to provide 80% power with a 2-sided test at a 0.05 significance level to detect a difference between losmapimod and placebo in change from baseline in DUX4 activity in affected skeletal muscle after 16 or 36 weeks (depending upon when the muscle biopsy was performed) during the placebo-controlled treatment period. Assuming that approximately 10% of subjects will be non-evaluable, approximately 76 subjects will be randomly assigned at a 1:1 ratio to losmapimod and placebo (38 subjects per group).</p>
Statistical Methods:	<p>Continuous variables will be summarized using the mean, standard deviation, median, minimum, and maximum. Categorical variables will be summarized using frequency counts and percentages. All statistical tests will be 2-sided and performed using a 0.05 significance level.</p>

Fulcrum Therapeutics

Losmapimod

Protocol FIS-002-2019, Version 4.0 (COVID-19 Pandemic Emergency Amendment)

10 April 2020

The primary endpoint for the placebo-controlled treatment period will be evaluated using an analysis of covariance (ANCOVA) model to analyze the change from baseline in DUX4 activity in affected skeletal muscle after 16 weeks or 36 weeks of treatment, with repeat number category and treatment group as fixed effects and baseline DUX4 activity in affected skeletal muscle as a covariate. Least-square (LS) mean, standard error, and 95% confidence interval (CI) of the LS mean will be provided for each treatment group. The difference in LS means between treatment groups and 95% CI of the difference will also be calculated. The final p-value will be compared against the significance level of approximately 0.05. All available data will be used. The full analysis set will be used for the primary analysis in the placebo-controlled treatment period.

Secondary endpoints will be summarized using descriptive statistics. Continuous endpoints with multiple post-baseline assessments will be analyzed using mixed-effect model for repeated measures methods including repeat number category, treatment group, visit, and treatment-by-visit interaction as fixed effects and baseline value as a covariate; continuous endpoints with a single post-baseline assessment will be analyzed using ANCOVA methods, with repeat number category and treatment group as fixed effects and baseline value as a covariate.

Secondary endpoints in the OLE will be summarized according to the treatment assigned at randomization. For all subjects, changes in measurements will be calculated relative to measurements obtained at baseline (ie, prior to first dose in the placebo-controlled treatment period).

Hypothesis testing on key study endpoints will be conducted using the FAS. A sequential testing procedure will be used to control for Type I Error to test the following key study endpoints: DUX4 change from baseline at Week 16 or Week 36; LMV change from baseline at Week 48, and FSHD TUG change from baseline at Week 48.

Safety data in the placebo-controlled treatment period will be analyzed using the safety analysis set and summarized by treatment group and visit (if applicable) using descriptive statistics. Safety data in the OLE will be analyzed using the open-label analysis set. Treatment-emergent AEs will be summarized by Medical Dictionary for Regulatory Activities system organ class and preferred term; separate summaries will be produced for treatment-related AEs, AESIs, SAEs, and

Fulcrum Therapeutics

Losmapimod

Protocol FIS-002-2019, Version 4.0 (COVID-19 Pandemic Emergency Amendment)

10 April 2020

discontinuations due to AEs. Laboratory tests, vital signs, findings from physical examinations, and ECGs will be summarized for changes over time during treatment using descriptive statistics.

Interim Analysis

One interim analysis (IA) will be performed after a minimum of 22 paired muscle biopsies have been collected. A group sequential method (O'Brien Fleming Spending Function) will be used to ensure an overall significance level of 0.05 (double-sided) due to multiple looks at the DUX4 primary endpoint.

Version and Date of Protocol:

Version 4.0 (COVID-19 Pandemic Emergency Amendment, 10 April 2020)

Fulcrum Therapeutics

Losmapimod

Protocol FIS-002-2019, Version 4.0 (COVID-19 Pandemic Emergency Amendment)

10 April 2020

List of Abbreviations

Abbreviation	Definition
3D	3-dimensional
β -hCG	β -human chorionic gonadotropin
AE	adverse event
AESI	adverse event of special interest
ANCOVA	analysis of covariance
AUC	area under the plasma concentration-time curve
AUC _{0-inf}	area under the plasma concentration-time curve extrapolated to infinity
BCRP	breast cancer resistance protein
BID	twice daily
BMI	body mass index
CI	confidence interval
C _{max}	maximum plasma concentration
C _{min}	minimum plasma concentration
COA	clinical outcome assessment
COPD	chronic obstructive pulmonary disease
COVID-19	coronavirus disease 2019
DILI	drug-induced liver injury
DUX4	double homeobox 4
ECG	electrocardiogram
eCRF	electronic case report form
EDC	electronic data capture
ET	early termination
FAS	full analysis set
FDA	US Food and Drug Administration
FSHD	facioscapulohumeral muscular dystrophy
FSHD1	facioscapulohumeral muscular dystrophy type 1
FSHD2	facioscapulohumeral muscular dystrophy type 2
FSHD-HI	Facioscapulohumeral Muscular Dystrophy Health Index
GCP	Good Clinical Practice
HBsAg	hepatitis B surface antigen

Fulcrum Therapeutics

Losmapimod

Protocol FIS-002-2019, Version 4.0 (COVID-19 Pandemic Emergency Amendment)

10 April 2020

Abbreviation	Definition
HCV	hepatitis C virus
HIV	human immunodeficiency virus
HSP27	heat shock protein 27
IB	investigator's brochure
ICF	informed consent form
ICH	International Council for Harmonisation
IEC	independent ethics committee
IRB	institutional review board
IRT	Interactive Response Technology
LMV	lean muscle volume
LS	least-square
MAPK	mitogen-activated protein kinase
MATE	multidrug and toxin extrusion
MedDRA	Medical Dictionary for Regulatory Activities
MFF	muscle fat fraction
MFI	muscle fat infiltration
MFM	Motor Function Measure
MMRM	mixed-effect model for repeated measures
MRI	magnetic resonance imaging
MSK	musculoskeletal
OAT	organic anion transporter
OATP	organic anion transporting polypeptides
OCT	organic cation transporter
OLE	open-label extension
PD	pharmacodynamic(s)
PGIC	Patients' Global Impression of Change
pHSP27	phosphorylated heat shock protein 27
PK	pharmacokinetic(s)
PO	orally
PPS	per-protocol set
QRT-PCR	quantitative reverse transcription polymerase chain reaction
QTcF	QT interval corrected for heart rate by Fridericia's formula

Fulcrum Therapeutics

Losmapimod

Protocol FIS-002-2019, Version 4.0 (COVID-19 Pandemic Emergency Amendment)

10 April 2020

Abbreviation	Definition
RWS	Reachable Work Space
SAE	serious adverse event
SAP	statistical analysis plan
SRC	safety review committee
STIR	short tau inversion recovery
SUSAR	suspected unexpected serious adverse reaction
TEAE	treatment-emergent adverse event
T _{max}	time to maximum plasma concentration
TUG	Timed Up and Go
ULN	upper limit of normal

1 Introduction

1.1 Background

Facioscapulohumeral muscular dystrophy (FSHD) is a rare disabling disease with an estimated worldwide population prevalence of between 1:15,000 and 1:20,000 (Statland and Tawil, 2014), or approximately 16,000 to 21,000 affected individuals in the United States. A higher prevalence rate of 12/100,000 was reported in a population-based study in the Netherlands (Deenen et al, 2014). About two-thirds of cases are familial-inherited in an autosomal dominant fashion, and one-third are sporadic. FSHD is characterized by descending progressive skeletal muscle weakness affecting the face, shoulders, arms, and trunk, followed by weakness of the distal lower extremities and pelvic girdle. Symptoms typically first appear later in the second decade of life but can begin at any age (Tawil et al, 2015). Most cases present with shoulder girdle weakness, which is eventually found in nearly all patients (Padberg, 1982). Muscle biopsies show myopathic or dystrophic changes, including variability in fiber size, rounded fibers, central nuclei, necrotic or regenerating fibers, increased connective tissue, and fatty deposition. Up to one-third of muscle biopsies show a lymphocyte-predominant perivascular inflammatory infiltrate (Statland et al, 2015b). Muscle strength, as measured by quantitative muscle testing, decreases at an average rate of 1% to 4% per year (Statland and Tawil, 2014). The most frequent newly developed functional motor limitations include difficulty getting up from lying down in bed and difficulty using arms for activities of daily living (Statland and Tawil, 2014). The 6-year risk of wheelchair use is 24% (Statland et al, 2015a). All quality of life domains on the 36-Item Short Form Health Survey are significantly impaired, and over half of patients with FSHD report at least mild to moderate pain (Moris et al, 2018; Padua et al, 2009). Asymmetry of muscle involvement is common. Cardiac muscle is spared, and respiratory muscles are involved in a minority of patients.

FSHD is caused by aberrant overexpression of the double homeobox 4 (DUX4) gene, a homeobox transcription factor. DUX4 is located within D4Z4 macrosatellite repeats on chromosome 4q35 and is not normally expressed in adult skeletal muscle when the number of repeats is >10. Approximately 95% of patients with FSHD have type 1 (FSHD1), in which the D4Z4 repeat array is contracted to 1 to 10 units on one allele (Lemmers et al, 2010; Statland and Tawil, 2014). FSHD patients carrying a smaller number of repeats (1 to 3 units) are, on average, more severely affected (Tawil et al, 1996). Loss of these repetitive elements (referred to as contraction) leads to de-repression of the D4Z4 locus and expression of DUX4

Fulcrum Therapeutics

Losmapimod

Protocol FIS-002-2019, Version 4.0 (COVID-19 Pandemic Emergency Amendment)

10 April 2020

([de Greef et al, 2008](#); [Statland and Tawil, 2014](#)). Stable inherited transmission of the repeat is reported within affected families and kindreds, with the most comprehensive analysis conducted on a larger Utah kindred in which the repeat size is the same in multiple, distantly related branches ([Flanigan et al, 2001](#); [Lemmers et al, 2004](#)). Patients with FSHD type 2 (FSHD2) have a pathological mutation in a key regulatory protein encoded by the structural maintenance of chromosomes flexible hinge domain 1 (SMCHD1) gene, resulting in reduced methylation of the D4Z4 repeat array and aberrant *DUX4* expression ([Lemmers et al, 2012](#)). *DUX4* pathological activation in skeletal muscle as a result of the D4Z4 repeat contraction (in FSHD1) or SMCHD1 mutations (in FSHD2) leads to a large, well-characterized transcriptional deregulation cascade ([Bosnakovski et al, 2014](#); [Homma et al, 2015](#); [Jagannathan et al, 2016](#); [Shadle et al, 2017](#); [Yao et al, 2014](#)). *DUX4* transcriptional deregulation results in the activation of innumerable pathological cell processes, including inflammatory and immune signaling, oxidative stress, and programmed cell death. The end result of aberrant *DUX4* activity is myofiber death with the replacement of skeletal muscle by fat, resulting in a clinical manifestation of progressive loss of strength and accumulation of physical disability.

Compounds that reduce *DUX4* and its *DUX4*-regulated transcripts should provide a robust disease-modifying therapeutic approach for the treatment of FSHD at its root cause.

There are currently no approved disease-modifying treatments for FSHD. Low-intensity aerobic exercise tailored to the patient's distribution of weakness may provide limited beneficial effect ([Janssen et al, 2016](#)). Limited range of motion in the shoulder girdle stems from periscapular muscle weakness; in such cases, surgical scapular fixation (scapulodesis) can result in some functional improvement for select patients ([Tawil et al, 2015](#)). Very few compounds are currently in clinical development for FSHD, and no therapy has been proven to reduce disease severity or delay the progression of the disease; therefore, there is a high unmet need for an effective therapy for FSHD.

Fulcrum is developing losmapimod, a selective p38 α and β kinase small molecule inhibitor that specifically reduces *DUX4* in FSHD myotubes, for treatment of FSHD. Extensive exposure and safety data from previous clinical studies with losmapimod provide robust evidence supporting its safety and tolerability, including during chronic dosing, and provide a rationale for the dosing regimen selected. This study will evaluate the efficacy and safety of losmapimod in treating subjects with FSHD1.

1.2 Nonclinical Information

In vitro studies, including absorption, distribution, metabolism, and excretion assessments, specifically indicate that losmapimod is a highly selective p38 α / β mitogen-activated protein kinase (MAPK) inhibitor with a limited risk of significant interaction with other kinases, transporters, or cytochrome P450 enzymes at pharmacologically relevant concentrations. Further in vitro characterization of the effects of losmapimod in FSHD patient-derived immortalized myotubes showed potent and selective inhibition of the p38 α pathway, DUX4 mRNA and protein production, and DUX4-regulated gene expression program as well as profound inhibition of apoptosis and prevention of death of the FSHD myotubes.

In vivo muscle pharmacokinetic (PK)/pharmacodynamic (PD) studies in non-fasted mice and rats demonstrated that a single dose of losmapimod (0.3 mg/kg, orally [PO]) resulted in clinically relevant plasma exposure, significant muscle exposure, and significant p38 α / β MAPK pathway inhibition in skeletal muscles. Muscle PK experiments in mice and rats demonstrated that losmapimod rapidly distributes to the target tissue and achieves a muscle:plasma ratio of ≥ 0.6 . The muscle exposures achieved are predicted to result in a $>50\%$ reduction in DUX4-dependent targets in FSHD patient skeletal muscle based on the in vitro data obtained using FSHD patient myotubes. The PK/PD analysis additionally indicated that significant p38 α / β MAPK pathway inhibition would be expected in muscle with the proposed clinical dose of 15 mg PO twice daily (BID) ([Barbour et al, 2013](#); [Lomas et al, 2012](#)). Losmapimod displayed reasonable oral bioavailability ($>30\%$) in mouse, rat, and cynomolgus monkey and low clearance ($<30\%$ hepatic blood flow) in every species tested except dog; these results were supported by in vitro microsomal stability experiments. The half-life following oral administration ranged from 1 to 3.2 hours, depending on the route, dose, and preclinical species.

Metabolism occurs primarily via hydrolysis of the cyclopropylamide group by carboxylesterase-1 to form a pharmacologically inactive primary metabolite, referred to as GSK198602 ([Barbour et al, 2013](#); [Barbour et al, 2015](#); [Ino et al, 2015](#)). The ratio of metabolite to parent is approximately 0.03 to 0.25 in nonclinical species, but it is higher (2-fold) in humans. The major metabolite, GSK198602, is unlikely to interact with other kinases, transporters, or cytochrome P450 enzymes.

Losmapimod produced no concerning effects either in vitro in human ether-a-go-go related gene assays or in vivo on neurobehavioral function (rats), respiratory function (rats), or

cardiovascular function, including electrocardiogram (ECG) and QTc monitoring (monkeys) at multiple exposures and concentrations well above the clinical exposure levels. Data from genotoxicity assessments indicate that losmapimod does not present a genotoxic hazard to humans. The totality of the nonclinical package indicated that there were no findings in chronic toxicology (rodent and non-rodent), safety pharmacology, or genetic toxicity studies that would preclude the oral administration of losmapimod to humans. There were also no concerns in carcinogenicity studies.

1.3 Clinical Pharmacology

Elimination of losmapimod is almost exclusively by metabolism, with only 2% of the administered dose recovered as unchanged drug in urine and feces. The principal route of metabolism is via hydrolysis of the cyclopropylamide group to form a pharmacologically inactive metabolite, GSK198602. The predominant route of elimination of losmapimod, mostly as the GSK198602 metabolite, is via urine (approximately 65% of the dose), with approximately 29% of the dose eliminated via feces. The absolute oral bioavailability of the tablet formulation is 62%.

Following a single intravenous dose of losmapimod, the steady-state volume of distribution indicated extensive tissue distribution. After single-dose oral administration of 1 to 60 mg losmapimod, the maximum plasma concentration (C_{\max}) and area under the plasma concentration-time curve extrapolated to infinity ($AUC_{0-\infty}$) of losmapimod increased in an approximately dose-proportional manner for doses up to 20 mg but increased less than proportionally from 20 mg to 60 mg, likely due to saturation of absorption. The terminal half-life was approximately 10 hours for losmapimod and approximately 12 hours for GSK198602. After single-dose oral administration of losmapimod, exposure (area under the plasma concentration-time curve [AUC]) was approximately 2-fold higher for GSK198602 than it was for its parent losmapimod. The time to maximum plasma concentration (T_{\max}) of losmapimod was reached approximately 1 to 4 hours after dose administration, while the T_{\max} of GSK198602 was approximately 3 to 4 hours after dose administration.

Steady-state plasma concentrations of losmapimod were achieved 2 to 3 days after the initiation of repeat dosing. Slight accumulation (up to approximately 30%, on average) for AUC and C_{\max} after once or BID dosing was observed. Consistent with single-dose administration, exposure (AUC) was approximately 2-fold higher for the metabolite GSK198602 than it was for its parent losmapimod.

Fulcrum Therapeutics

Losmapimod

Protocol FIS-002-2019, Version 4.0 (COVID-19 Pandemic Emergency Amendment)

10 April 2020

Sex, body weight, and age factors did not result in the need for dose adjustments (Yang et al, 2013). The PK in healthy Japanese subjects are generally similar to those observed in previous studies in healthy non-Japanese subjects with regard to various PK characteristics such as exposure, dose proportionality, and half-life for both losmapimod and the metabolite GSK198602 (Ino et al, 2015).

A high-fat meal with a dose of 15 mg losmapimod increased the AUC (by approximately 10%) and C_{max} (by approximately 40%) of losmapimod compared to the values observed in the fasted state. T_{max} was delayed, on average, by 1 hour when losmapimod was administered with a high-fat meal. The increase in the exposure measures, ie, AUC and C_{max} , and the delay in T_{max} following a high-fat meal compared to the fasted state are not considered clinically significant.

1.4 Clinical Safety

Losmapimod, which is currently in Phase 2 clinical studies for the treatment of FSHD, is a potent p38 α / β inhibitor that has been administered to more than 3,600 subjects in GSK and Fulcrum clinical studies, including in a Phase 3 study.

The original developer of losmapimod (GSK) performed extensive testing across at least 10 indications but never in FSHD or other muscle disorders in the clinic. Although development was discontinued due to lack of efficacy in previously tested indications, losmapimod demonstrated a favorable PK, PD, safety, and tolerability profile in more than 3,500 subjects in over 20 studies. Subject data are available from 9 GSK-sponsored completed studies in healthy subjects (4 single dose studies, 3 repeat dose studies and 2 single and repeat dose studies), 1 single dose study in a patient population (rheumatoid arthritis), and 11 completed repeat dose studies in patient populations (including cardiovascular disease, chronic obstructive pulmonary disease [COPD], renal disease, rheumatoid arthritis, major depressive disorder, and neuropathic pain).

From the 9 completed Phase 1 clinical trials in healthy subjects, losmapimod was well tolerated at single doses up to 60 mg and repeat doses up to 10 mg BID for 2 weeks followed by 20 mg daily for 2 weeks. There were no deaths or non-fatal serious adverse events (SAEs) reported during any of these studies.

Fulcrum Therapeutics

Losmapimod

Protocol FIS-002-2019, Version 4.0 (COVID-19 Pandemic Emergency Amendment)

10 April 2020

In the 11 completed repeat dose studies in patients, adverse events (AEs) during treatment were typically reported by a similar proportion of patients on losmapimod and placebo (61% [815/1327] and 55% [406/735], respectively). Losmapimod did not consistently result in more AEs leading to permanent discontinuation of study drug or withdrawal from study than placebo.

A thorough QT study (PM1116628) was conducted with losmapimod at 7.5 mg BID or 20 mg daily or with placebo administered for 5 days. At the 20 mg dose of losmapimod, the upper bound of the 90% confidence interval (CI) of the $\Delta\Delta$ QT interval corrected for heart rate by Fridericia's formula (QTcF) (change from baseline in QTcF compared to that for placebo) exceeded the 10 msec threshold at the 24-hour postdose time point. For the 7.5 mg BID dose, the upper bound of the 90% CI of $\Delta\Delta$ QTcF exceeded the 10 msec threshold at multiple time points. No subjects experienced QTcF values >480 msec or QTcF changes from baseline ≥ 60 msec at any time in the study. Although the upper bound of the 90% CI exceeded the 10 msec regulatory threshold of concern in the primary PD analysis, GSK stated that there was no clinically relevant effect on the QT interval, as there was no clinically relevant concentration QTc effect using standard placebo/baseline subtracted measured QTc data. Additional information on the QTc interval and its behavior, as demonstrated in the large cohort of patients treated with losmapimod obtained from Study PM1116197, supported the lack of a QT effect. PK/PD modeling using the raw QTcF and plasma concentration data showed that at plasma losmapimod concentrations 4 times the exposure at the therapeutic dose (7.5 mg BID), ie, at exposures approximately 2-fold higher than 15 mg BID, the predicted upper bound of the 90% CI of $\Delta\Delta$ QTcF did not exceed 10 msec and the predicted median $\Delta\Delta$ QTcF was less than 5 msec. Further details are presented in the investigator's brochure (IB).

In summary, review of studies in healthy volunteers and patient populations did not identify differences in the type, frequency, or severity of AEs or SAEs between losmapimod and placebo. No definitive safety signals have been identified.

Further details regarding the nonclinical and clinical data are presented in the IB.

1.5 Benefit/Risk Assessment

Losmapimod has been widely tested in various subject populations across at least 10 adult indications, including coronary artery disease, rheumatoid arthritis, and COPD. The majority

Fulcrum Therapeutics

Losmapimod

Protocol FIS-002-2019, Version 4.0 (COVID-19 Pandemic Emergency Amendment)

10 April 2020

of these studies lasted 24 weeks, with dosing in one study of up to 52 weeks. The safety data from these studies demonstrate satisfactory safety and tolerability; the severe and/or serious events that have been reported were generally specific to the population under study. Thus, COPD and respiratory events occurred in the studies evaluating subjects with COPD.

Similarly, serious cardiac events were observed in those studies that evaluated subjects with coronary artery disease. As these events were generally indication specific, the risk of their occurrence in the FSHD population is considered minimal.

Hepatotoxicity

In clinical trials to date, elevations in transaminases have occurred in few subjects among over 3,500 exposures of losmapimod. These have generally been mild, asymptomatic, and reversible, and the majority were confounded by other medications or clinical conditions. In 11 integrated repeat-dose studies in various patient populations, the frequency of liver events was 0.9% in the losmapimod group (further details are presented in the IB). Preclinical data demonstrate reversible increases in rat liver weight with no clinical chemistry or microscopic correlate. However, hepatotoxicity has been observed after repeat dose administration of some p38 MAPK inhibitors. The mechanism of hepatotoxicity for those compounds has not been elucidated and thus applicability to losmapimod is unknown. Exclusion criteria ([Section 4.1.2](#)), data collection, and study drug stopping criteria ([Section 6.2.1.3](#)) relating to liver tests are well defined.

Renal Function

In clinical studies with losmapimod, a small asymptomatic increase in serum creatinine of 1% to 7% was noted; this increase appeared to attenuate with continued therapy as well as with discontinuation and may be related to inhibition of renal transporters (further details are presented in Section 5.3.2.6.2 of the IB). Individuals with severe renal impairment are excluded from the study ([Section 4.1.2](#)). Renal function ([Section 6.2.2](#)) and AEs ([Section 6.2.1](#)) will be monitored during the trial.

Embryo-Fetal Malformations

Embryo-fetal malformations in rats and rabbits have been observed with losmapimod. Study drug will not be administered to women of childbearing potential unless they are employing adequate contraceptive measures ([Section 5.5.1](#)). Pregnancy testing is required before

Fulcrum Therapeutics

Losmapimod

Protocol FIS-002-2019, Version 4.0 (COVID-19 Pandemic Emergency Amendment)

10 April 2020

randomization and before dispensation of study drug at all other visits, as specified in the schedule of events ([Table 13-1](#) and [Table 13-2](#)). Study drug will be discontinued if a female participant becomes pregnant during the treatment period. Unexpected pregnancies will be reported with instructions for appropriate follow-up ([Section 6.6](#)).

Drug-Drug Interactions

Losmapimod is considered unlikely to have a clinically relevant drug-drug interaction with substrates or inhibitors of cytochrome P450, P-gp, human organic anion transporting polypeptides (OATP) 1B1 and OATP1B3, human organic anion transporter (OAT) 1, or human renal organic cation transporter (OCT) 2. Losmapimod inhibits multidrug and toxin extrusion (MATE) 1 and MATE2-K renal transporters in vitro with a low risk of clinically relevant interaction. Both losmapimod and its major metabolite, GSK198602, are in vitro inhibitors of human breast cancer resistance protein (BCRP), and GSK198602 is a relatively potent in vitro inhibitor of OAT3 (further details are presented in the IB). If possible, avoid co-administration of study drug with MATE 1, BCRP, or OAT3 substrates with a narrow therapeutic index. Careful monitoring for adverse effects of these agents is advised if, in the opinion of the investigator, co-administration is warranted ([Section 6.2.1](#)). The inhibition of MATE2-K is not considered a clinical drug-drug interaction risk when comparing potency of in vitro transporter inhibition to projected losmapimod C_{max} values at the 15 mg BID dose.

Infection/Immunity

Based on its pharmacology, losmapimod has a modest but broad inhibitory influence on various inflammatory cytokines. Thus, losmapimod may theoretically have an impact on immunity, and be associated with an increased risk of infection. Incidence of infections to date has been similar in losmapimod versus placebo in controlled studies (further details are presented in the IB). Information for all infections identified as SAEs will be collected ([Section 6.2.1.2](#)). Subjects who have received attenuated live vaccines within 6 weeks prior to randomization will be excluded ([Section 4.1.2](#)).

Given the lack of approved therapy for FSHD and the progressive debilitating nature of the disease, in conjunction with the well characterized current safety profile of losmapimod, the potential benefit of therapy with losmapimod outweighs the potential risks of drug administration.

Fulcrum Therapeutics

Protocol FIS-002-2019, Version 4.0 (COVID-19 Pandemic Emergency Amendment)

Losmapimod

10 April 2020

2 Study Objectives

2.1 Placebo-Controlled Treatment Period

2.1.1 Primary Objective

The primary objective of the placebo-controlled treatment period is to evaluate the efficacy of losmapimod in inhibiting or reducing expression of DUX4, the root cause of FSHD, as measured by a subset of DUX4-regulated gene transcripts in skeletal muscle biopsies from FSHD1 subjects.

2.1.2 Secondary Objectives

The secondary objectives of the placebo-controlled treatment period are as follows:

- To evaluate the safety and tolerability of losmapimod in FSHD1 subjects
- To evaluate the change from baseline in muscle fat fraction (MFF), lean muscle volume (LMV), and muscle fat infiltration (MFI) in FSHD1 subjects, as measured by musculoskeletal (MSK) magnetic resonance imaging (MRI)
- To evaluate the plasma concentrations of losmapimod in FSHD1 subjects
- To evaluate the levels of losmapimod in skeletal muscle in FSHD1 subjects
- To evaluate losmapimod target engagement in blood and in skeletal muscle in FSHD1 subjects

2.1.3 Exploratory Objectives

The exploratory objectives of the placebo-controlled treatment period are as follows:

- To evaluate the change from baseline in the following clinical outcome assessments (COAs):
 - Reachable Work Space (RWS) with and without weights
 - Classic and FSHD Timed Up and Go (TUG)
 - Muscle strength by hand-held quantitative dynamometry

Fulcrum Therapeutics

Losmapimod

Protocol FIS-002-2019, Version 4.0 (COVID-19 Pandemic Emergency Amendment)

10 April 2020

- Motor Function Measure (MFM) Domain 1
- FSHD Health Index (FSHD-HI)
- Patients' Global Impression of Change (PGIC)
- To evaluate the change from baseline in inflammatory, immune, apoptotic, and other muscle disease transcripts in muscle biopsy and circulating proteins in plasma and serum

2.2 Open-Label Extension

2.2.1 Primary Objective

The primary objective of the open-label extension (OLE) is to evaluate the safety and tolerability of long-term dosing of losmapimod in FSHD1 subjects.

2.2.2 Secondary Objectives

The secondary objectives of the OLE are as follows:

- To evaluate the change from baseline in MFF, LMV, and MFI in FSHD1 subjects, as measured by MSK MRI
- To evaluate the plasma concentrations of losmapimod in FSHD1 subjects

2.2.3 Exploratory Objectives

The exploratory objectives of the OLE are as follows:

- To evaluate the change from baseline in the following COAs:
 - RWS with and without weights
 - Classic and FSHD TUG
 - Muscle strength by hand-held quantitative dynamometry
 - MFM Domain 1
 - FSHD-HI
 - PGIC

Fulcrum Therapeutics

Losmapimod

Protocol FIS-002-2019, Version 4.0 (COVID-19 Pandemic Emergency Amendment)

10 April 2020

- To evaluate the change from baseline in inflammatory, immune, apoptotic, and other muscle disease transcripts in circulating proteins in plasma and serum

Fulcrum Therapeutics

Losmapimod

Protocol FIS-002-2019, Version 4.0 (COVID-19 Pandemic Emergency Amendment)

10 April 2020

3 Investigational Plan

3.1 Study Design

This study will be conducted in 2 parts: a randomized, double blind placebo-controlled treatment period for 48 weeks, followed by an open-label treatment period with losmapimod. The placebo-controlled treatment period will evaluate the efficacy and safety of losmapimod in treating subjects with FSHD1 over 48 weeks. The OLE will evaluate the safety, tolerability, and efficacy of long-term dosing with losmapimod in treating subjects with FSHD1.

Prior to the COVID-19 pandemic, subjects who reached the Week 24 visit had the option to roll over into the OLE. Subjects that have already rolled over to the OLE prior to the COVID-19 pandemic will remain on open label treatment. Their next clinic visits will follow the assessments for the Week 36 and Week 48 visit in the placebo-controlled portion of the study in the COVID-19 Pandemic Emergency protocol version 4.0. These subjects will not undergo the Week 36 biopsy. Subjects who did not roll over prior to the COVID-19 pandemic will roll over into the OLE at the Week 48 visit as described in the COVID-19 Pandemic Emergency protocol version 4.0.

3.1.1 Placebo-Controlled Treatment Period

During the placebo-controlled treatment period, a total of approximately 76 subjects with FSHD1 will be randomized 1:1 to receive 15 mg PO of losmapimod (n=38) or placebo (n=38) tablets BID for 48 weeks.

At the time of this protocol amendment (10 April 2020), enrollment was completed. A total of 80 subjects have been enrolled. Twelve subjects had rolled over to the OLE portion of the study at Week 24, prior to the COVID-19 pandemic (under protocol version 3.0). At their next clinic visits, these 12 subjects will follow the assessments for the Week 36 visit followed by the Week 48 visit in the placebo-controlled portion of the study under the COVID-19 Pandemic Emergency protocol version 4.0. These subjects will continue to receive open label losmapimod during this time.

Subjects will participate in the placebo-controlled treatment period for approximately 53 weeks, including the following:

Fulcrum Therapeutics

Losmapimod

Protocol FIS-002-2019, Version 4.0 (COVID-19 Pandemic Emergency Amendment)

10 April 2020

- a 4-week screening period: Day -28 until Day -1 before the first study drug administration
- a 48-week placebo-controlled treatment period
- for subjects who choose not to roll over into the OLE, a safety follow-up visit 7 days (± 3 days) after the last dose of study drug (OLE visits and procedures are described in [Section 3.1.2](#))

The 12 subjects who rolled over to the OLE portion of the study at Week 24, prior to the COVID-19 pandemic (under protocol version 3.0), participated in the placebo-controlled portion of the study for approximately 29 weeks including the following:

- a 4-week screening period: Day -28 until Day -1 before the first study drug administration
- a 24-week placebo-controlled treatment period
- for subjects who chose not to roll over into the OLE, a safety follow-up visit 7 days (± 3 days) after the last dose of study drug (OLE visits and procedures are described in [Section 3.1.2](#))

During the placebo-controlled treatment period, subjects will be asked to attend the study clinic at each scheduled visit ([Table 13-1](#)). Study drug (losmapimod or placebo) will be administered BID and should be taken with food.

Blood samples for PK (losmapimod concentrations) endpoints will be collected at Day 1, Week 4, Week 16, and Week 36 at the following time points: immediately predose and 4 hours (± 30 minutes) after administration of the study dose. Pharmacokinetic samples will also be taken, when feasible, after dosing during the Week 12, Week 24, and Week 48 visits, preferably ≥ 1 hour after dosing. Blood samples for target engagement will be collected at Day 1, and Week 16 or Week 36, at the following time points: immediately predose and 4 hours (± 30 minutes) after administration of the study dose. Serum and plasma samples taken at baseline (Day 1; predose) and at Weeks 4, 12, 16, 24, 36, and 48 (predose or postdose) will be used to aid in the discovery of potential biomarkers of FSHD disease activity and treatment effects.

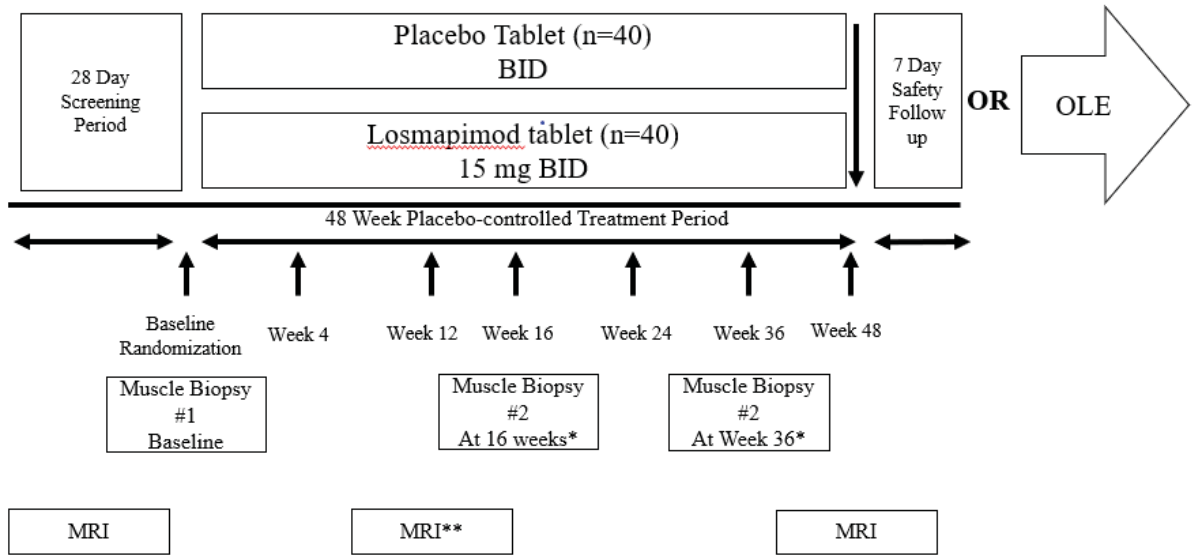
Musculoskeletal MRIs will be performed at screening, Week 12, and Week 48. Muscle biopsies will be taken at Day 1 and Week 16 or Week 36, if the muscle biopsy could not be performed at Week 16 due to the COVID-19 pandemic. In skeletal muscle, change from baseline in aberrant DUX4 activity, losmapimod concentrations, and target engagement will be evaluated at Day 1 and Week 16 or Week 36. A portion of the muscle biopsies may be used to aid in the discovery of potential biomarkers of FSHD disease activity and treatment effects.

Safety and tolerability will be evaluated based on the assessment of AEs, AEs of special interest (AESIs), SAEs, laboratory tests, ECGs, vital signs, and physical examinations.

The full schedule of assessments for the placebo-controlled treatment period is provided in [Table 13-1](#). Scheduled visits may be split over 2 days if required, with a maximum of 5 business days in between visits. Unscheduled visits may be performed if clinically indicated. Subjects can travel for MRI or muscle biopsy if needed, but the use of a study-approved MRI scanner should be consistent during the trial.

A schematic of the study design is presented in [Figure 3-1](#).

Figure 3-1 **Schematic of Study Design for the Placebo-Controlled Treatment Period**



*Muscle biopsy will be performed at Week 16 or at Week 36 if the biopsy could not be performed at Week 16 due to the COVID-19 pandemic
**MRI may not be possible to perform at Week 12 due to the COVID-19 pandemic

Fulcrum Therapeutics

Losmapimod

Protocol FIS-002-2019, Version 4.0 (COVID-19 Pandemic Emergency Amendment)

10 April 2020

Abbreviations: BID, twice daily; MRI, magnetic resonance imaging; OLE, open-label extension.

3.1.2 Open-Label Extension

Once subjects reach Week 48, they will have the option to roll over into the OLE, with all subjects receiving 15 mg PO losmapimod tablets BID. Subjects who wish to roll over into the OLE must complete all procedures from the Week 48 end of placebo-controlled treatment period/start of OLE visit ([Table 13-1](#)).

Subjects will remain in the OLE until study drug approval or until the study is discontinued by the sponsor. All subjects who complete or discontinue from treatment will complete a safety follow-up visit 7 days (± 3 days) after the last dose of study drug.

During the OLE, subjects will attend clinic visits approximately every 12 weeks ([Table 13-2](#)). Study drug (open-label losmapimod) will be administered BID and should be taken with food.

Blood samples for PK (losmapimod concentration) will be collected after dosing at each clinic visit, preferably ≥ 1 hour after dosing. Serum and plasma samples will be collected twice a year (ie, every 24 weeks [Week 72, Week 96, Week 120, Week 144, Week 168, etc.]) and will be used to aid in the discovery of potential biomarkers of FSHD disease activity and treatment effects.

Musculoskeletal MRIs will be performed twice a year (ie, every 24 weeks [Week 72, Week 96, Week 120, Week 144, Week 168, etc.]) Safety and tolerability will be evaluated based on the assessment of AEs, AESIs, SAEs, laboratory tests, ECGs, vital signs, and physical examinations.

The full schedule of assessments for the OLE is provided in [Table 13-2](#). Scheduled visits may be split over 2 days if required, with a maximum of 5 business days in between visits. Unscheduled visits may be performed if clinically indicated. Subjects can travel for MRI if needed, but the use of a study-approved MRI scanner should be consistent during the trial.

3.2 Rationale of Study Design

3.2.1 Rationale of Dose Selection

The placebo-controlled treatment period was designed to evaluate the efficacy of losmapimod for treatment of FSHD at its root cause and the safety of losmapimod over placebo in subjects with FSHD1 over 48 weeks. The OLE was designed to evaluate the safety, tolerability, and efficacy of long-term dosing of losmapimod in subjects with FSHD1. Losmapimod is being developed for the treatment of FSHD based on its robust nonclinical efficacy in inhibiting *DUX4* expression and *DUX4*-regulated downstream gene transcripts and reducing apoptosis across multiple FSHD cell lines at achievable clinical exposures with minimal impact on myotube differentiation. Based on clinical PK/PD studies ([Barbour et al, 2013](#)), it is predicted that the proposed human dose of losmapimod for FSHD clinical trials at 15 mg BID would provide drug concentrations in skeletal muscles sufficient to significantly inhibit p38 α / β and reduce aberrant expression of *DUX4*. The planned dose to be tested is 15 mg BID. Prior results indicate the excellent safety and tolerability of losmapimod for chronic administration in the clinic and include the convenience of oral administration.

Heat shock protein 27 (HSP27) is a phosphorylated substrate of p38 α / β that has been demonstrated to be a relevant target engagement marker of p38 inhibition. There is a clear relationship between losmapimod plasma concentrations and target engagement for p38 α / β MAPK, as measured by phosphorylated HSP27 (pHSP27). Pharmacokinetic/PD modeling indicates that the 15 mg PO BID dose should result in 40% to 70% pHSP27 reduction ([Barbour et al, 2013](#); [Cheriyen et al, 2011](#), and summarized in the IB). Losmapimod PK in humans has been well characterized, including at the exposure levels expected for the planned dose of 15 mg BID in the proposed studies. Pharmacokinetic/PD modeling has demonstrated that the inhibition of pHSP27 is directly related to the plasma concentration of losmapimod and that as the losmapimod concentration changes with time, the resulting change in pHSP27 occurs almost instantaneously ([Barbour et al, 2013](#)). Preclinical data show that this change in pHSP27 correlates with a significant reduction in *DUX4* levels and transcriptional activity.

Preclinical in vivo PK/PD studies in non-fasted mice and rats demonstrated that the dose levels of losmapimod that achieved clinically relevant plasma exposures also produced significant skeletal muscle exposure and p38 α / β MAPK pathway inhibition (further details provided in the IB). The muscle exposures achieved in rodents that are equivalent to the

Fulcrum Therapeutics

Losmapimod

Protocol FIS-002-2019, Version 4.0 (COVID-19 Pandemic Emergency Amendment)

10 April 2020

human 15 mg BID exposures in blood are predicted to result in robust target engagement and a >50% reduction in DUX4-dependent targets in FSHD subjects' skeletal muscle based on the in vitro efficacy data in FSHD myotubes.

Although dosing with 7.5 mg losmapimod BID results in target engagement, it may not be robust, especially at the minimum plasma concentration (C_{\min}). In COPD subjects dosed for 12 weeks, the target engagement inhibition in predose samples was 21%, while the postdose target engagement inhibition was 39% to 44% (GSK study MKI102428). The trough losmapimod plasma concentrations maintained in that study were generally <20 ng/mL. Importantly, that study did not show any loss of target engagement over 12 weeks of dosing.

Pharmacokinetic/PD analyses of rodent (Studies FULTX-00002, FULTX-00004, FULTX-00005, and FULTX-00006) and human ([Barbour et al, 2013](#)) data performed by Fulcrum indicated that robust target engagement in muscle should be achieved when plasma losmapimod concentrations are >30 ng/mL; therefore, significant p38 α / β MAPK inhibition would be expected in skeletal muscle with the 15 mg PO BID clinical dose. Although increasing concentrations resulted in increases in target engagement in vitro (Study FULTX-00008), there is no evidence that increasing the dose above 15 mg PO BID will result in significantly greater target engagement. Therefore, clinical dosing beyond 15 mg BID with the current formulation is not warranted (further details are provided in the IB).

Food was found to increase the oral absorption of losmapimod for tablet formulations of the drug. An analysis of AUC_{0-inf} and C_{max} showed statistically higher systemic exposure in the fed state than in the fasted state. Administration of losmapimod in this study should be performed under fed conditions to reduce the potential for PK variability.

Fulcrum anticipates that a 15 mg BID dosing regimen, as proposed under fed conditions for the planned phase 2 studies in FSHD, will result in mean steady-state C_{min} and C_{max} values of approximately 30 ng/mL and 75 ng/mL, respectively; the corresponding values for a 7.5 mg PO BID dosing regimen are 16 ng/mL and 38 ng/mL, respectively. Thus, the 15 mg BID regimen is expected to maintain steady-state losmapimod plasma concentrations above the optimal level of 30 ng/mL needed for robust target engagement, while the 7.5 mg PO BID dose would fall below that at predose levels. Importantly, at the proposed dose level of 15 mg PO BID, exposures in FSHD subjects are not expected to exceed those previously

Fulcrum Therapeutics

Losmapimod

Protocol FIS-002-2019, Version 4.0 (COVID-19 Pandemic Emergency Amendment)

10 April 2020

demonstrated to be safe in humans in multiple previous studies by GSK in healthy volunteers and various patient populations ([Barbour et al, 2013](#); [Cheriyen et al, 2011](#); [Pascoe et al, 2017](#); [Watz et al, 2014](#)).

3.2.2 Rationale of Study Design

The placebo-controlled treatment period is a randomized design that includes an active treatment group and a placebo group ([Section 3.1](#)). The inclusion of a placebo group is necessary because there is no available standard of care. The use of a placebo group will ensure that any potential for bias is minimized. Additionally, the use of matching placebo tablets to the losmapimod tablets will help maintain blinding of the participants to study treatment. The OLE will evaluate the safety, tolerability, and efficacy of long-term dosing of losmapimod in subjects with FSHD1.

Efficacy of the reduction in the expression of DUX4-regulated gene transcripts endpoints will be assessed with skeletal muscle needle biopsies from lower extremity muscles that meet the criteria for biopsy, are safely accessible, and that have been identified as sites of active disease by MRI. Physicians experienced in skeletal muscle needle biopsy will perform the procedure. In general, these muscle needle biopsies take a short time and are well tolerated, including when done repeatedly. In one large series, no complications were reported in 400 consecutive skeletal muscle needle biopsies. Superficial infection or hematomas are rare (<1%; [Edwards et al, 1983](#)).

Misregulated expression of DUX4 and its downstream transcripts is toxic to muscle and leads to muscle atrophy and death and replacement by fat ([Bosnakovski et al, 2014](#); [Vanderplanck et al, 2011](#); [Jones and Jones, 2018](#)). The correlation between MRI characteristics, muscle pathology, and expression of DUX4-regulated transcripts was established and showed that the presence of an elevated MRI short tau inversion recovery (STIR) signal has substantial predictive value in identifying muscles with active disease and DUX4 target gene expression ([Wang et al, 2019](#)).

DUX4 protein and mRNA are present at very low levels in FSHD skeletal muscle ([Geng et al, 2012](#); [Jones et al, 2012](#)). In contrast, DUX4-regulated transcripts are abundant and stably expressed. They represent the relevant functional readout of DUX4 protein levels and activity. These transcripts are readily measured in skeletal muscle biopsies ([Geng et al, 2012](#); [Tasca et al, 2012](#); [Yao et al, 2014](#); [Jagannathan et al, 2016](#); [Whiddon et al, 2017](#); [Chen et al,](#)

Fulcrum Therapeutics

Losmapimod

Protocol FIS-002-2019, Version 4.0 (COVID-19 Pandemic Emergency Amendment)

10 April 2020

2016; Wang et al, 2019). As DUX4-regulated transcripts in skeletal muscle are uniquely and inextricably tied to the expression and function of DUX4, a subset of transcripts will be measured in skeletal muscle biopsies by quantitative reverse transcription polymerase chain reaction (QRT-PCR) as the primary efficacy endpoint to assess treatment effects on aberrant DUX4 activity.

Standardized MRI protocols for imaging of muscle health and disease in neuromuscular disorders, including the measurement of skeletal muscle tissue replacement by fat using the Dixon technique (Dixon 1984), have been recommended as a result of 2 consortia organized by the TREAT-NMD network (Hollingsworth et al, 2012). The MRI technique to be used in this protocol is a standardized, objective, quantitative technique with automatic skeletal muscle segmentation for the 3-dimensional (3D) muscle volumes and fat fraction analyses via robust algorithms using Dixon imaging to measure the extent of skeletal muscle tissue replacement by fat in FSHD patients. Reliable and feasible whole-body MRI acquisition protocols and analysis algorithms are readily available for multicenter clinical studies focused on abdominal and liver fat.

It is anticipated that changes in MRI and clinical assessments will take longer to detect than changes in *DUX4* expression on skeletal muscle biopsy. Evaluation of changes in MRI and clinical assessments throughout the study will inform whether treatment with losmapimod could slow disease progression by protecting and/or restoring skeletal muscle function.

Under FIS-002-2019 protocol version 3.0, the randomized, double-blinded, placebo-controlled portion of the study was scheduled to end at Week 24 with all primary endpoint visits completed by week 16. The COVID-19 pandemic has had a significant impact on the conduct of this clinical trial leading to many missing Week 16 and Week 24 visits and preventing the rolling over to the long-term OLE part of the study. Research site closures and individual study subjects have already missed visits and Fulcrum anticipates that many others will be missed unless rapid corrective actions are implemented. In addition, the necessary pandemic restrictions limit the assessment of long-term safety in the FSHD1 population in the clinic, as well as collection of critically important efficacy data on Week 24 on clinical outcome assessments and MRIs. Further, the investigational drug delivery that currently takes place during the clinic visits is also now compromised, resulting in the potential for treatment gaps unless home delivery is rapidly enabled.

Fulcrum Therapeutics

Losmapimod

Protocol FIS-002-2019, Version 4.0 (COVID-19 Pandemic Emergency Amendment)

10 April 2020

Protocol version 4.0 (COVID-19 Pandemic Emergency Amendment), which follows the implementation of the ReDUX4 Emergency Guidance Document (31 March 2020), will ensure an adequate assessment of long-term safety of losmapimod compared to placebo, allows subjects to continue on the study with minimal treatment disruption, while preserving the opportunity to participate in an OLE. The amendment additionally enables assessment of the efficacy of losmapimod to treat the underlying cause of FSHD by extending the randomized, double-blinded, placebo-controlled portion of the study from 24 to 48 weeks when sites impacted by COVID-19 will likely be up and running again. Collection of critical data impacted by COVID-19 has been included in additional visits, including muscle biopsy (primary endpoint) and target engagement at Week 36 for subjects who missed the Week 16 visit, and clinical outcome assessments and MRIs at Week 48 for subjects who missed the Week 24 visit. The increase in the duration of the randomized, double-blinded, placebo-controlled portion of the study poses no additional risk to subjects and maintains the ability to safely obtain muscle biopsies in the clinic while monitoring safety parameters at home. It also allows for rolling over to the long term OLE at the Week 48 visit for those who could not do it at Week 24. The amendment continues to provide subjects with the potential for benefit and the relation of the anticipated benefit to the risk is at least as favorable as that provided by alternatives as there are no approved treatments that can slow, stop or reverse the effects of FSHD. Additionally, the planned interim analysis will provide an early assessment of the potential treatment effect of losmapimod to treat the underlying cause of FSHD providing timely data to inform future development.

4 Subject Selection and Withdrawal Criteria

4.1 Selection of Study Population

During the placebo-controlled treatment period, approximately 76 subjects with FSHD1 will be randomized at up to 25 sites. Eligibility will be reviewed and documented by an appropriately qualified member of the investigator's team before subjects are enrolled. Subjects will be assigned to study treatment only if they meet all of the inclusion criteria and none of the exclusion criteria. (Note: Enrollment has completed for this study. A total of 80 subjects have been enrolled.)

Deviations from the inclusion and exclusion criteria are not allowed because they can potentially jeopardize the scientific integrity of the study, regulatory acceptability, or subject safety. Therefore, adherence to the criteria as specified in the protocol is essential.

4.1.1 Inclusion Criteria

Each subject must meet all of the following criteria to be enrolled in this study:

1. Capable of understanding the written informed consent, and providing signed, dated, and witnessed written informed consent.
2. Male or female subjects between the ages of 18 and 65 years, inclusive.
3. Confirmed diagnosis of FSHD1 with 1 to 9 repeats via assessment of the size of the D4Z4 array on chromosome 4. Randomization will be stratified to ensure that treatment allocation is balanced across FSHD repeat number categories (ie, 1 to 3 repeats versus 4 to 9 repeats). Genetic confirmation must be obtained before the subject is randomized and before the baseline muscle biopsy is performed; genetic confirmation can come from previous testing if verified with appropriate documentation from an accredited laboratory. Due to stable transmission of repeat sizes within families, subjects with a clinical diagnosis of FSHD who have a first-degree relative with a genetically confirmed diagnosis of FSHD1 may be entered into the study for screening assessments, including MRI. During screening, a confirmatory genetic diagnosis is conducted. If genetic testing during screening is necessary, the 4-week screening window will not start until the results are obtained and verified by the principal investigator.

4. Clinical severity score of 2 to 4 (RICCI score; range 0-5), inclusive, at screening. Subjects who use a wheelchair or walker for any activity are not permitted to enroll in the study.
5. Has an MRI-eligible muscle for biopsy, as determined by a central reader.
6. Willing and able to comply with scheduled visits, treatment plan, study restrictions, laboratory tests, contraceptive guidelines, and other study procedures.
7. Willing to practice an approved method of birth control:
 - A female subject is eligible to participate if she is of non-child-bearing potential, defined as premenopausal females with permanent sterilization (includes hysterectomy, bilateral oophorectomy, or bilateral salpingectomy in a female subject of any age); or postmenopausal, defined as 12 months of spontaneous amenorrhea; or, if of child-bearing potential, if she is using a highly effective method for avoidance of pregnancy (defined in [Section 5.5.1](#)) and will continue to use these methods for the duration of the study and until 90 days after the last dose of study drug. The decision to include or exclude women of child-bearing potential may be made at the discretion of the investigator and in accordance with local practice in relation to adequate contraception.
 - Male subjects must agree to use one of the contraception methods listed in [Section 5.5.1](#). This criterion must be followed for the duration of the study and until 90 days after the last dose of study drug.

4.1.2 Exclusion Criteria

Subjects meeting any of the following criteria will be excluded from the study:

1. Has a history of any illness or any clinical condition that, in the opinion of the investigator, might confound the results of the study or pose an additional risk in administering study drug to the subject. This may include, but is not limited to, a history of relevant drug or food allergies; history of cardiovascular or central nervous system disease; neuromuscular diseases except FSHD (eg, myopathy, neuropathy, neuromuscular junction disorders); or clinically significant history of mental disease.

2. Previously diagnosed cancer that has not been in complete remission for at least 5 years. Localized carcinomas of the skin and carcinoma in situ of the cervix that have been resected or ablated for cure are not exclusionary.
3. For subjects who are on drug(s) or supplements that may affect muscle function, as determined by the treating physician, or that are included in the list of drugs presented in [Appendix 13.2](#): subjects must be on a stable dose of that drug(s) or supplement for at least 3 months prior to the first dose of study drug and remain on that stable dose for the duration of the study. Changes to the dose or treatment discontinuation during the study can only be done for strict medical reasons by the treating physician with clear documentation and notification to the sponsor.
4. History of febrile illness within 5 days before randomization. Subjects who were healthy during screening but develop febrile illness in the 5 days before randomization need to have the baseline visit postponed until the febrile illness is fully resolved. Once the febrile illness is fully resolved, the subject's baseline visit can be scheduled. The duration of the screening visit in such cases can be extended for up to 35 days.
5. Known active tuberculosis, active opportunistic, or life-threatening infections.
6. Acute or chronic history of liver disease or known to have current alanine aminotransferase $\geq 2 \times$ upper limit of normal (ULN) or total bilirubin $> 1.5 \times$ ULN, or known history of hepatitis B or C.
7. Known severe renal impairment (defined as a glomerular filtration rate of < 30 mL/min/1.73m²).
8. Positive screen for hepatitis B surface antigen (HbsAg), hepatitis C virus (HCV) antibody, or antibodies against human immunodeficiency virus (HIV)-1 and -2.
9. Standard 12-lead ECG demonstrating QTcF > 450 msec for male subjects or QTcF > 470 msec for female subjects at screening. If QTcF exceeds 450 msec for males or 470 msec for females, the ECG will be repeated 2 more times, and the average of the 3 QTcF values will be used to determine the subject's eligibility.
10. History of cardiac dysrhythmias requiring anti-arrhythmia treatment(s) or history or evidence of abnormal ECGs that, in the opinion of the investigator or medical monitor, would preclude the subject's participation in the study.

Fulcrum Therapeutics

Losmapimod

Protocol FIS-002-2019, Version 4.0 (COVID-19 Pandemic Emergency Amendment)

10 April 2020

11. Blood donation (of approximately 1 pint [500 mL] or more) or any significant loss of blood within 90 days before the first dose of study drug, as determined by the investigator.
12. Vaccination with a live attenuated vaccine within 6 weeks of randomization and throughout the study.
13. Use of any anticoagulants for at least 1 month and anti-platelet agents for at least 1 week before the baseline biopsy, as they increase the risk of hematomas following skeletal muscle biopsy.
14. Male subjects with a female partner who is planning to become pregnant during the study or within 90 days after the last dose of study drug.
15. Positive pregnancy test or is known to be pregnant or lactating. All female subjects of child-bearing potential must have a negative serum β -human chorionic gonadotropin (β -hCG) pregnancy test at screening and a negative urine pregnancy test prior to randomization.
16. Alcohol, analgesic/opioid, and/or illicit drug abuse, as defined by the American Psychiatric Association Diagnostic and Statistical Manual of Mental Disorders, Fifth Edition ([American Psychiatric Association, 2013](#)), in the last 6 months before screening or a positive test for drugs of abuse at screening.
17. Any current mental condition (psychiatric disorder, senility, or dementia) that, in the opinion of the investigator, may affect study compliance or prevent understanding of the aims, investigational procedures, or possible consequences of the study.
18. Use of another investigational product within 30 days or 5 half-lives (whichever is longer), or according to local regulations, or currently participating in a prospective study with an investigational product, whether it concerns an experimental drug or a medical device. Note: concurrent participation in natural history studies (non-drug, non-device studies) may be acceptable if confirmed in writing by the sponsor.
19. Anticipated inability to comply with any study procedures, including participation in study visits according to the visit schedule.
20. Abnormal laboratory results indicative of any significant medical disease that, in the opinion of the investigator, would preclude the subject's participation in the study.

Fulcrum Therapeutics

Losmapimod

Protocol FIS-002-2019, Version 4.0 (COVID-19 Pandemic Emergency Amendment)

10 April 2020

21. Subject, or close relative of the subject, is the investigator or a subinvestigator, research assistant, pharmacist, study coordinator, or other staff directly involved with the conduct of the study at that site.
22. Contraindication to needle biopsy.
23. Contraindication to MRI as per clinic standard practice.

4.2 Withdrawal of Subjects from Study Treatment and/or the Study

The duration of the placebo-controlled treatment period is defined for each subject as the time between the date the written informed consent was signed through 1) the completion of the Week 48 visit if the subject is rolling over into the OLE or 2) the completion of the safety follow-up visit after the end of treatment if the subject is not rolling over into the OLE. The duration of the OLE is defined for each subject as the time after completion of the Week 48 visit through completion of the safety follow up visit after the end of treatment or discontinuation of the study.

4.2.1 Reasons for Withdrawal/Discontinuation

Subjects may withdraw from the study at any time and for any reason without prejudice to their future medical care by the investigator or at the study site. Every effort should be made to keep subjects in the study, including if a subject decides to prematurely discontinue study treatment. The reasons for subjects not completing the study will be recorded. A subject may be withdrawn from the study for any of the following reasons:

1. The subject does not meet the protocol inclusion or exclusion criteria.
2. The subject is noncompliant with the protocol.
3. The subject has a serious or intolerable AE(s) that, in the investigator's opinion, requires withdrawal from the study.
4. The subject has laboratory safety results that reveal clinically significant hematological or biochemical changes from the baseline values.
5. The subject has symptoms or an intercurrent illness not consistent with the protocol requirements or that justify withdrawal.
6. The subject is lost to follow-up.
7. Other reasons (eg, pregnancy, development of contraindications of use of study drug).

Fulcrum Therapeutics

Losmapimod

Protocol FIS-002-2019, Version 4.0 (COVID-19 Pandemic Emergency Amendment)

10 April 2020

8. The subject withdraws consent, or the investigator or sponsor decides to discontinue the subject's participation in the study.

The investigator will also withdraw a subject if Fulcrum Therapeutics terminates the study. Upon occurrence of a serious or intolerable AE, the investigator will confer with the sponsor. If a subject is discontinued because of an AE, the event must continue to be followed to satisfactory resolution as described in [Section 6.2.1.10](#). Any subject may withdraw his or her consent at any time.

4.2.2 Handling of Withdrawals

Subjects are free to withdraw from the study or study treatment at any time upon request. Subject participation in the study may be stopped at any time at the discretion of the investigator or at the request of the sponsor.

Subjects who discontinue study treatment or active participation in the study will no longer receive study drug. When a subject withdraws from the study treatment or active participation in the study, the reason(s) for withdrawal shall be recorded by the investigator on the relevant page of the electronic case report form (eCRF).

If a subject prematurely discontinues study treatment, they will be encouraged to remain in the study and continue with all other aspects of the study. If appropriate, subjects can restart study drug at the 7.5 mg PO BID dose at the investigator's discretion (depending on the reason for discontinuation of study treatment), after approval from the sponsor.

If a subject decides to prematurely discontinue study treatment and not continue with all other aspects of the study, they will be considered to have withdrawn from the study. If a subject withdraws from the study, they will be asked to complete the early termination (ET) visit as soon as possible after the decision to terminate study participation and to complete the safety follow-up visit 7 (± 3) days after their last dose of study drug. If the ET visit will be scheduled more than 7 days after the last dose of study drug, the safety follow-up and ET visits may be combined, with no duplication of assessments required.

Subjects who fail to return for final assessments will be contacted by the site in an attempt to have them comply with the protocol. In the case of subjects being lost to follow-up, at least 3 documented attempts to contact the subject must be made.

Fulcrum Therapeutics

Losmapimod

Protocol FIS-002-2019, Version 4.0 (COVID-19 Pandemic Emergency Amendment)

10 April 2020

It is vital to obtain follow-up data on any subject withdrawn because of an AE or SAE. In every case, efforts must be made to undertake protocol-specified, safety, follow-up procedures.

4.2.3 Replacements

Subjects who withdraw or discontinue will not be replaced.

5 Study Treatments

5.1 Method of Assigning Subjects to Treatment Groups

During the placebo-controlled treatment period, subjects will be randomly assigned at the baseline visit (Day 1) to receive losmapimod (active drug) or placebo using a 1:1 allocation ratio. Randomization will be stratified to ensure that treatment allocation is balanced across FSHD repeat number categories (ie, 1 to 3 repeats versus 4 to 9 repeats).

An Interactive Response Technology (IRT) system will be used to administer the randomization schedule. A designated unblinded statistician separate from the study team will generate the randomization schedule using SAS software Version 9.3 or later (SAS Institute, Cary, NC) for IRT, which will link sequential subject randomization numbers to treatment codes. The randomization will use an appropriate block size, which will not be revealed.

Subjects can be randomized only once.

During the OLE, all subjects will receive open-label losmapimod.

5.2 Treatments Administered

Study drug tablets in the placebo-controlled treatment period (losmapimod or placebo) and the OLE (losmapimod) will be dispensed to subjects at the visits detailed in [Table 13-1](#) and [Table 13-2](#), respectively. Subjects may be provided additional study drug via a courier service, as applicable.

During the placebo-controlled treatment period, subjects will receive 15 mg losmapimod BID or placebo BID. In the OLE, subjects will receive 15 mg losmapimod BID. As 7.5 mg losmapimod tablets will be used in this study, subjects will be taking 2 tablets PO BID.

For subjects who rolled over to the OLE under protocol version 3.0, prior to the COVID-19 pandemic, during the 24-week placebo-controlled treatment period these subjects received 15 mg losmapimod BID or placebo BID. These subjects will continue on open label treatment with 15 mg losmapimod BID. At their next clinic visits, these specific subjects will follow the assessments for the Week 36 visit followed by the Week 48 visit in the placebo-controlled portion of the study under the COVID-19 Pandemic Emergency protocol version 4.0.

Fulcrum Therapeutics

Losmapimod

Protocol FIS-002-2019, Version 4.0 (COVID-19 Pandemic Emergency Amendment)

10 April 2020

Study drug (losmapimod or placebo) should be taken with food.

If a subject misses a dose and it is more than 6 hours until the next planned dose, the subject will be instructed to take the missed dose and resume study drug dosing as normal. If it is less than 6 hours until the next planned dose, the subject will be instructed to skip the missed dose and then resume study drug dosing as normal.

5.3 Identity of Investigational Product

Losmapimod tablets for oral administration are available as white, round, biconvex, plain, film-coated tablets containing 7.5 mg of losmapimod as the micronized freebase.

Losmapimod tablets also contain the inactive excipients microcrystalline cellulose, lactose monohydrate, sodium starch glycolate, magnesium stearate, and povidone K29/32, and the Opadry White OY-S-28876 film coat contains hypromellulose, titanium dioxide (E171), and polyethylene glycol.

Placebo tablets are identical in appearance to losmapimod and are manufactured using commonly used and recognized tablet excipients that are also employed in the active tablets.

The sponsor will ensure that the study site is provided with adequate supplies of blinded losmapimod and placebo (placebo-controlled treatment period) or open-label losmapimod (OLE) and that no expired tablets will be dispensed to study subjects.

5.4 Management of Clinical Supplies

5.4.1 Study Drug Packaging and Storage

All tablets are packed in white high-density polyethylene bottles with a child-resistant closure and include an induction-sealed liner.

During the placebo-controlled treatment period, each dispensation will contain a blinded dosage for 1 subject with a sufficient quantity to cover until the next scheduled visit plus additional tablets to cover the visit window. If needed, subjects may be provided additional study drug via a courier service, as applicable. Study drug will be packaged and labelled in accordance with regulatory requirements and in a manner to retain the study blind.

During the OLE, subjects will be supplied with a sufficient quantity of losmapimod to last until the next scheduled visit plus additional tablets to cover the visit window or will be

Fulcrum Therapeutics

Losmapimod

Protocol FIS-002-2019, Version 4.0 (COVID-19 Pandemic Emergency Amendment)

10 April 2020

provided additional study drug via a courier, as applicable. Open-label losmapimod will be packaged and labelled in accordance with regulatory requirements.

Further details of study drug packaging, labeling, and distribution of the study medication will be provided in the study reference manual.

Study drug must be stored in a secure area (eg, a locked cabinet), protected from moisture, and kept at a controlled room temperature not to exceed 30°C.

5.4.2 Study Drug Accountability

During the study, each subject will be provided a sufficient quantity of study drug to allow for dosing until their next scheduled visit plus additional tablets to cover the visit window. If needed, subjects may be provided additional study drug via a courier service, as applicable. At the next scheduled clinic visit, subjects must return their bottles for accountability.

The investigator will maintain accurate records of receipt of all study drug, including dates of receipt. In addition, accurate records will be kept regarding when and how much study drug is dispensed and used by each subject in the study. Reasons for departure from the expected dispensing regimen must also be recorded. At the completion of the study, to satisfy regulatory requirements regarding drug accountability, all study drug will be reconciled and retained or destroyed according to applicable regulations.

5.4.3 Medication Errors and Overdose

No specific antidote for losmapimod is known. In case of overdose or medication errors, subjects should be observed and be provided with a supportive standard of care.

5.5 Lifestyle Restrictions

Any nutrients known to modulate cytochrome P450 enzyme activity (eg, grapefruit- or Seville orange-containing products or quinine containing drinks [tonic water or bitter lemon]) should be avoided 3 days before the first dose of study drug until after the last dose of study drug.

Strenuous physical activity (eg, heavy lifting, weight or fitness training) should be avoided for 48 hours prior to each study visit. Routine ambulatory and other activities (eg, walking at normal pace) will be permitted, with the level of activities kept as similar as possible on all

Fulcrum Therapeutics

Losmapimod

Protocol FIS-002-2019, Version 4.0 (COVID-19 Pandemic Emergency Amendment)

10 April 2020

days of the study. This is especially important on the day of the muscle biopsies and the days before it.

For the screening visit, subjects will be required to fast for at least 4 hours prior to laboratory blood samples being taken. For some study visits, if possible, subjects will be asked to take the morning medication in the clinic to enable blood sampling before and at specific times after taking the study drug.

5.5.1 Contraception Requirements

Subjects of child-bearing potential must be willing to practice an approved method of birth control for the duration of the study and until 90 days after the last dose of study drug.

A female subject is eligible to participate if she is of non-child-bearing potential, defined as premenopausal females with permanent sterilization (includes hysterectomy, bilateral oophorectomy, or bilateral salpingectomy in a female subject of any age); or postmenopausal, defined as 12 months of spontaneous amenorrhea; or, if of child-bearing potential, if she is using a highly effective method for avoidance of pregnancy and will continue to use these methods for the duration of the study and until 90 days after the last dose of study drug.

Male subjects must agree to use one of the contraception methods listed below for the duration of the study and until 90 days after the last dose of study drug.

The following is the all-inclusive list of the highly effective methods for avoiding pregnancy in females of child-bearing potential (ie, the methods have a failure rate of less than 1% per year when used consistently and correctly and, when applicable, in accordance with the product label) ([Hatcher et al, 2007](#)):

- Complete abstinence from penile-vaginal intercourse, when this is the preferred and usual lifestyle
- Oral contraceptive, either combined or progestogen alone
- Injectable progestogen
- Implants of etonogestrel or levonorgestrel
- Estrogenic vaginal ring

Fulcrum Therapeutics

Losmapimod

Protocol FIS-002-2019, Version 4.0 (COVID-19 Pandemic Emergency Amendment)

10 April 2020

- Percutaneous contraceptive patches
- Intrauterine device or intrauterine system
- Tubal sterilization
- Essure micro-insert system (provided confirmation of success 3 months after procedure)
- Male partner sterilization (vasectomy with documentation of azoospermia) prior to the female subject's entry into the study, and this male is the sole partner for that subject. The information on the male sterility can come from the site personnel's review of the subject's medical records; medical examination of the subject, and/or semen analysis; or interview with the subject on his medical history. Sterilized males (vasectomy with documentation of azoospermia) must use condoms until 90 days after last dose of study drug.
- Male condom combined with a female diaphragm, either with or without a vaginal spermicidal (foam, gel, film, cream, or suppository). Nonoxynol-9 is the critical component in most spermicides.

5.6 Blinding

The placebo-controlled treatment period will be performed in a double-blind fashion. The investigator, study staff, subjects, and monitor will remain blinded to subject-level treatment assignment until study closure. The sponsor and/or its designee will remain blinded to the subject-level treatment assignment until after all subjects have completed the Week 48 visit (or have discontinued) and the database from the placebo-controlled treatment period has been locked for statistical analyses, after which time they will be unblinded. For the interim analysis (IA), DUX4 and demographics data will be presented to the Sponsor as group-level summaries, along with associated p-values.

The study drug and its matching placebo are indistinguishable and will be packaged in the same way. There are no tolerability issues that could unblind drug versus placebo.

A subject's treatment assignment will not be broken until the end of the study unless medical treatment of the subject depends on knowing the study treatment the subject received. In the event that the blind needs to be broken because of a medical emergency, the investigator may unblind an individual subject's treatment allocation without the sponsor's prior agreement. As

Fulcrum Therapeutics

Losmapimod

Protocol FIS-002-2019, Version 4.0 (COVID-19 Pandemic Emergency Amendment)

10 April 2020

soon as possible, the investigator should contact the medical monitor to discuss the medical emergency and the reason for revealing the actual treatment received by that subject.

For medical emergencies, the treatment assignment will be unblinded through the IRT. Reasons for treatment unblinding must be clearly explained and justified in the eCRF. The date on which the code was broken together with the identity of the person responsible must also be documented.

During the OLE no blinding will be performed (subjects will receive open-label losmapimod); however, the investigator, study staff, subjects, and monitor will remain blinded to the original subject-level treatment assignment from the placebo-controlled treatment period for the duration of the study. The sponsor and/or its designee will be unblinded after all subjects have completed the Week 48 visit (or have discontinued) and the database from the placebo-controlled treatment period has been locked for statistical analyses.

5.7 Treatment Compliance

Subject compliance will be monitored by tablet counts in the clinic. In addition, subject diaries may only be used for a portion of the placebo-controlled portion of the trial to record the date and time of each dose taken. This information may also be used to calculate compliance. Site staff should encourage the proper use of study drug for those subjects who are not compliant.

5.8 Prior and Concomitant Therapy

Use of all concomitant medications taken within 28 days before screening through the safety follow-up visit (either at the end of the placebo-controlled treatment period or at the end of the OLE, as applicable) will be recorded in the subject's eCRF. The minimum requirement is that drug name and the dates of administration are to be recorded. This will include all prescription drugs, herbal products, vitamins, minerals, and over-the-counter medications. Any changes in concomitant medications also will be recorded in the subject's eCRF.

Any concomitant medication deemed necessary for the welfare of the subject during the study may be given at the discretion of the investigator. However, it is the responsibility of the investigator to ensure that details regarding the medication are recorded in full in the eCRF.

Fulcrum Therapeutics

Losmapimod

Protocol FIS-002-2019, Version 4.0 (COVID-19 Pandemic Emergency Amendment)

10 April 2020

The use of the following medications is prohibited in this study:

- Vaccination with a live attenuated vaccine from 6 weeks prior to randomization until the safety follow-up visit (either at the end of the placebo-controlled treatment period or at the end of the OLE, as applicable)
- Use of any anticoagulants for at least 1 month and anti-platelet agents for at least 1 week before each biopsy because these treatments increase the risk of hematomas following skeletal muscle needle biopsy

Subjects who are on drug(s) or supplements that may affect muscle function, as determined by the treating physician, or that are included in the list of drugs presented in ([Appendix 13.2](#)) must be on a stable dose of that drug(s) or supplement for at least 3 months prior to the first dose of study drug and remain on that stable dose for the duration of the study. Changes to the dose or treatment discontinuation during the study can only be done for strict medical reasons by the treating physician with clear documentation and notification to the sponsor.

Fulcrum Therapeutics

Losmapimod

Protocol FIS-002-2019, Version 4.0 (COVID-19 Pandemic Emergency Amendment)

10 April 2020

6 Study Assessments and Procedures

Before performing any study procedures, all potential subjects will sign an informed consent form (ICF). Subjects will have the opportunity to have any questions answered before signing the ICF. The investigator must address all questions raised by the subject. The investigator or designee will also sign the ICF.

Study visits and the timing of assessments for the placebo-controlled treatment period or the OLE are detailed in the schedule of events ([Table 13-1](#) and [Table 13-2](#), respectively).

Prior to the COVID-19 pandemic, subjects who reached the Week 24 visit had the option to roll over into the OLE. Subjects that have already rolled over to the OLE prior to the COVID-19 pandemic will remain on open label treatment. Their next clinic visits will follow the assessments for the Week 36 and Week 48 visit in the placebo-controlled portion of the study in the COVID-19 Pandemic Emergency protocol version 4.0. These subjects will not undergo the Week 36 biopsy. Subjects who did not roll over prior to the COVID-19 pandemic will roll over into the OLE at the Week 48 visit as described in the COVID-19 Pandemic Emergency protocol version 4.0.

6.1 Efficacy Assessments

6.1.1 Skeletal Muscle Needle Biopsy

The choice of the muscle(s) to be biopsied in this study will be determined by the investigator, informed by skeletal muscle MRI during screening. The bilateral vastus lateralis, vastus medialis, lateral gastrocnemius, medial gastrocnemius, and tibialis anterior will be evaluated for eligibility by MRI using a central reader. Only those muscles that are STIR positive with the predetermined range of MFF will be eligible for biopsy. This information will be communicated to the sites that will select the muscle or muscles for biopsy. Sites will select the best muscle(s) that meet the MRI criteria based on their own experience with muscle needle biopsy. The Week 16 or Week 36 muscle needle biopsies (for those subjects unable to have the Week 16 muscle biopsy due to the COVID-19 pandemic), will be performed in the same approximate muscle region as the pretreatment (Day 1) muscle biopsy.

The muscle tissue collected at each biopsy will be analyzed for DUX4 activity using a molecular panel of DUX4-regulated gene transcripts and for drug concentration and target

Fulcrum Therapeutics

Losmapimod

Protocol FIS-002-2019, Version 4.0 (COVID-19 Pandemic Emergency Amendment)

10 April 2020

engagement by central laboratories. The tissue will be used to measure other gene transcripts and may be used to measure proteins related to the pathology of FSHD as part of exploratory biomarker endpoints.

The specific details of the biopsy procedures, materials to be provided, materials to be resourced locally, personnel qualification, and methods for tissue collection, processing, and analysis will be specified in the study reference manual.

6.1.2 Skeletal Muscle Magnetic Resonance Imaging

Whole-body Dixon MRI for MFF, LMV, and MFI will be performed at the visits noted in [Table 13-1](#) and [Table 13-2](#). Subjects will be screened for any contraindications to MRI as per clinic standard practice.

Details will be described in the study MRI manual. The study MRI manual will also describe, in detail, all of the steps involved in the acquisition, transmission, quality evaluation, and analysis of MRI images between the study site and the central reader.

6.2 Safety and Tolerability Assessments

6.2.1 Adverse Events

6.2.1.1 Definitions of Adverse Events

The investigator is responsible for reporting all treatment-emergent AEs (TEAEs) that are observed or reported during the study, regardless of their relationship to study drug or their clinical significance.

An AE is defined as any untoward medical occurrence in a subject enrolled into this study, regardless of its causal relationship to study drug. Subjects will be instructed to contact the investigator at any time after randomization if any symptoms develop.

A TEAE is defined as any event that was not present before exposure to study drug or any event that was already present but worsens in either intensity or frequency after exposure to study drug.

Fulcrum Therapeutics

Losmapimod

Protocol FIS-002-2019, Version 4.0 (COVID-19 Pandemic Emergency Amendment)

10 April 2020

6.2.1.2 Serious Adverse Events

An SAE is defined as any event that

- results in death
- is immediately life-threatening
- requires inpatient hospitalization or prolongation of existing hospitalization
- results in persistent or significant disability/incapacity
- is a congenital anomaly/birth defect

Important medical events that may not result in death, be life threatening, or require hospitalization may be considered SAEs when, based upon appropriate medical judgment, they may jeopardize the subject or may require medical or surgical intervention to prevent one of the outcomes listed in this definition. Examples of such medical events include allergic bronchospasm requiring intensive treatment in an emergency room or at home, blood dyscrasias or convulsions that do not result in inpatient hospitalization, or the development of drug dependency or drug abuse.

6.2.1.3 Adverse Events of Special Interest

An AESI (serious or non-serious) is one of scientific and medical concern for which ongoing monitoring and rapid communication by the investigator to the sponsor can be appropriate. Adverse events of special interest for this study include liver tests that meet the criteria for potential drug-induced liver injury (DILI), in accordance with the US Food and Drug Administration (FDA) “Guidance for Industry-Drug-Induced Liver Injury: Premarketing Clinical Evaluation”.

Liver Tests and Stopping Criteria

The following 3 laboratory value criteria must be met for potential DILI, or “Hy’s Law”:

- An elevated alanine transaminase or aspartate transaminase laboratory value that is $\geq 3 \times \text{ULN}$
- An elevated total bilirubin laboratory value that is $\geq 2 \times \text{ULN}$

Fulcrum Therapeutics

Losmapimod

Protocol FIS-002-2019, Version 4.0 (COVID-19 Pandemic Emergency Amendment)

10 April 2020

- An alkaline phosphatase laboratory value that is $<2 \times \text{ULN}$

Study drug should be discontinued for subjects who meet the laboratory criteria for potential DILI as a result of within-protocol specific testing or unscheduled testing. This AESI must be reported to the sponsor within 24 hours of awareness. Further safety steps should be taken to closely observe and follow-up the event until resolution. These steps include, but are not limited to:

- Making every reasonable attempt to have the subject return to the clinic within 24 hours for repeat liver tests
- Obtaining a more detailed history of symptoms and prior or concurrent disease, concomitant medication use, alcohol use, recreational drug use, and special diets
- Repeating liver enzyme and serum bilirubin tests twice weekly. Frequency of retesting can decrease to once a week or less if abnormalities stabilize and the subject is asymptomatic
- Obtaining viral hepatitis serology
- Considering liver imaging and/or hepatology consultation

6.2.1.4 Eliciting and Documenting Adverse Events

Adverse events and SAEs will be assessed from the time the subject signs the ICF through the safety follow-up visit (either at the end of the placebo-controlled treatment period or at the end of the OLE, as applicable). Any SAE that occurs after these time periods and that is believed to be related to study drug should be reported by the investigator (as described in [Section 6.2.1.6](#)).

At every study visit, subjects will be asked a standard nonleading question to elicit any medically related changes in their well-being. They will also be asked if they have been hospitalized, had any accidents, used any new medications, or changed concomitant medication regimens (both prescription and over-the-counter medications).

In addition to subject observations, AEs identified from any study data (eg, clinically significant laboratory values, physical examination findings, ECG changes) or identified

Fulcrum Therapeutics

Losmapimod

Protocol FIS-002-2019, Version 4.0 (COVID-19 Pandemic Emergency Amendment)

10 April 2020

from review of other documents that are relevant to subject safety will be documented on the AE page in the eCRF.

6.2.1.5 Reporting Adverse Events

All AEs reported or observed during the study will be recorded on the AE page in the eCRF. Information to be collected includes the following:

- drug treatment
- dose
- event term
- time of onset
- investigator-specified assessment of severity and relationship to study drug
- time of resolution of the event
- seriousness
- any required treatment or evaluations
- outcome

Adverse events resulting from concurrent illnesses, reactions to concurrent illnesses, reactions to concurrent medications, or progression of disease states (if unexpected worsening beyond normal disease progression based on investigator's assessment) must also be reported. All AEs must continue to be followed to satisfactory resolution as described in [Section 6.2.1.10](#). The Medical Dictionary for Regulatory Activities (MedDRA) will be used to code all AEs.

Any medical condition that is present at the time that the subject is screened but does not deteriorate should not be reported as an AE. However, if it deteriorates at any time during the study, it should be recorded as an AE.

Please refer to the ReDUX4 Emergency Guidance Document (31 March 2020) for reporting of AEs related to the COVID-19 pandemic.

Reporting for AESIs is described in [Section 6.2.1.3](#).

Fulcrum Therapeutics
Protocol FIS-002-2019, Version 4.0 (COVID-19 Pandemic Emergency Amendment)

Losmapimod
10 April 2020

6.2.1.6 Reporting Serious Adverse Events

The investigator must report any AE that meets the SAE criteria ([Section 6.2.1.2](#)) to [REDACTED] immediately (ie, within 24 hours after the site personnel first learn about the event) via electronic data capture (EDC). In the event that EDC entry is not possible (eg, system failure or access problems), the study site staff should complete the paper SAE report form and fax the form to [REDACTED] Pharmacovigilance within 24 hours of awareness or call the [REDACTED] safety hotline to report. The study site staff should update the EDC system as soon as it is available.

A full description of every SAE will need to be provided to [REDACTED] Pharmacovigilance.

The following contact information should be used if reporting SAEs via fax or phone:

Pharmacovigilance



6.2.1.7 Suspected Unexpected Serious Adverse Reactions

The sponsor will promptly evaluate all suspected unexpected serious adverse reactions (SUSARs) against cumulative product experience to identify and expeditiously communicate possible new safety findings to investigators, Institutional Review Boards (IRBs)/Independent Ethics Committees (IECs), and applicable regulatory authorities based on applicable legislation.

To determine reporting requirements for single AE cases, the sponsor will assess the expectedness of these events using the IB.

The sponsor will compare the severity of each SUSAR and the cumulative event frequency reported for the study with the severity and frequency reported in the IB.

Reporting requirements will also be based on the investigator's assessment of causality and seriousness, with allowance for upgrading by the sponsor as needed.

Fulcrum Therapeutics

Losmapimod

Protocol FIS-002-2019, Version 4.0 (COVID-19 Pandemic Emergency Amendment)

10 April 2020

6.2.1.8 Assessment of Severity

The severity, or intensity, of an AE refers to the extent to which an AE affects the subject's daily activities. The intensity of the AE will be rated as mild, moderate, or severe using the following criteria:

- Mild: An event that is usually transient in nature and generally does not interfere with normal activities.
- Moderate: An AE that is sufficiently discomforting to interfere with normal activities.
- Severe: An AE that is incapacitating and prevents normal activities.

Changes in the severity of an AE should be documented to allow an assessment of the duration of the event at each level of intensity to be performed. Adverse events characterized as intermittent do not require documentation of the onset and duration of each episode.

6.2.1.9 Assessment of Causality

The investigator's assessment of an AE's relationship to study drug is part of the documentation process, but it is not a factor in determining what is or is not reported in the study. If there is any doubt as to whether a clinical observation is an AE, the event should be reported.

The relationship or association of the study drug in causing or contributing to the AE will be characterized using the following classification and criteria:

Fulcrum Therapeutics

Losmapimod

Protocol FIS-002-2019, Version 4.0 (COVID-19 Pandemic Emergency Amendment)

10 April 2020

- Not related: This relationship suggests that there is no association between the study drug and the reported event.
- Unlikely: This relationship suggests that the event is most likely produced by other factors such as the subject's clinical condition, intercurrent illness, or concomitant drugs administered to the subject, and does not follow a known response pattern to the study drug, or the temporal relationship of the event to study drug administration makes a causal relationship unlikely.
- Possible: This relationship suggests that treatment with the study drug caused or contributed to the AE, ie, the event follows a reasonable temporal sequence from the time of drug administration or follows a known response pattern to the study drug but could also have been produced by other factors.
- Probable: This relationship suggests that a reasonable temporal sequence of the event with drug administration exists and, based upon the known pharmacological action of the drug, known or previously reported adverse reactions to the drug or class of drugs, or judgment based on the investigator's clinical experience, the association of the event with the study drug seems likely. The event disappears or decreases on cessation or reduction of the dose of study drug.
- Definite: This relationship suggests that a definite causal relationship exists between drug administration and the AE, and other conditions (concurrent illness, progression/expression of disease state, or concurrent medication reaction) do not appear to explain the event. The event reappears or worsens if the study drug is re-administered.

6.2.1.10 Follow-Up of Subjects Reporting Adverse Events

All AEs must be reported in detail on the appropriate page in the eCRF and followed to satisfactory resolution, until the investigator deems the event to be chronic or not clinically significant, or until the subject is considered to be stable.

6.2.2 Laboratory Analyses

Samples for serum chemistry, hematology, coagulation, and urinalysis will be collected at the time points specified in [Table 13-1](#) and [Table 13-2](#). Processing, storage, and shipping

Fulcrum Therapeutics

Losmapimod

Protocol FIS-002-2019, Version 4.0 (COVID-19 Pandemic Emergency Amendment)

10 April 2020

procedures for all clinical laboratory samples are provided in a laboratory manual. Sample collection details are presented in [Section 6.7](#).

For the screening visit, subjects will be required to fast for at least 4 hours prior to laboratory blood samples being taken.

Any abnormal laboratory test results (hematology, clinical chemistry, or urinalysis) or other safety assessments (eg, ECGs, radiological scans, vital sign measurements), including those that worsen from baseline (ie, prior to first dose in the placebo-controlled treatment period) and are felt to be clinically significant in the medical and scientific judgment of the investigator, are to be recorded as AEs or SAEs. However, any clinically significant safety assessments that are associated with the underlying disease, unless judged by the investigator to be more severe than expected for the subject's condition, are **not** to be reported as AEs or SAEs. Clinically significant abnormal laboratory test results will be reviewed by the investigator and recorded as AEs or SAEs on the appropriate page in the eCRF.

Fulcrum Therapeutics

Losmapimod

Protocol FIS-002-2019, Version 4.0 (COVID-19 Pandemic Emergency Amendment)

10 April 2020

Blood and other biological samples will be collected for the following clinical laboratory tests:

Serum chemistry	Glucose, sodium, potassium, calcium, inorganic phosphate, total protein, albumin, blood urea nitrogen, creatinine, total bilirubin, alkaline phosphatase, aspartate aminotransferase, alanine aminotransferase, gamma-glutamyltransferase, creatine phosphokinase
Hematology	Hemoglobin (including mean corpuscular volume), mean corpuscular hemoglobin, mean corpuscular hemoglobin concentration, hematocrit, red blood cell count, total white blood cell count, platelet count Differential blood counts, including basophils, eosinophils, neutrophils, lymphocytes, and monocytes
Coagulation	International normalized ratio, prothrombin time, partial thromboplastin time
Urinalysis	Leucocytes, blood, nitrite, protein, urobilinogen, bilirubin, pH, specific gravity, ketones, glucose If there is a clinically significant positive result, urine will be sent for microscopy and/or culture.
Pregnancy	Serum β -hCG (all female subjects of child-bearing potential), serum follicle-stimulating hormone (suspected postmenopausal female subjects only [defined in Section 5.5.1]), urine pregnancy test
Serology testing	HbsAg, HCV antibody, HIV-1/HIV-2 antibodies
Urine drug screen	Cocaine, amphetamines, opiates (morphine), benzodiazepines, and cannabinoids

6.2.3 Medical History

Medical history will be recorded at screening and will be reviewed at baseline to ensure no changes have occurred since the screening visit. Clinically relevant findings that are present prior to study drug initiation must be recorded on the Medical History page in the eCRF. Clinically relevant findings found after study drug initiation and meeting the definition of an AE (new AE or worsening of previously existing condition) must be recorded on the AE page in the eCRF.

FSHD-specific history will be recorded at screening or at a subject's next scheduled study visit, if not previously recorded.

6.2.4 Vital Signs

Vital sign (pulse rate, respiration rate, blood pressure, and temperature) assessments will be performed at the time points specified in [Table 13-1](#) and [Table 13-2](#). Assessments will be taken after the subject has been seated or recumbent for at least 5 minutes and before any 12-lead ECG assessment or blood sampling is performed.

6.2.5 Physical Examinations

Physical examinations will be performed at the time points specified in [Table 13-1](#) and [Table 13-2](#).

Physical examinations at the screening visit and the safety follow-up visit will include an evaluation of body systems, including but not limited to the following: skin; head, eyes, ears, nose, and throat; respiratory system; cardiovascular system; abdomen (liver, spleen); lymph nodes; neurological system; and MSK system.

Symptom-directed physical examinations can occur at any time during the study if triggered by AEs or if deemed necessary by the investigator.

Weight (kg) will be recorded at screening and throughout the study at the time points specified in [Table 13-1](#) and [Table 13-2](#).

Height (cm) will be recorded and body mass index (BMI) calculated at screening and once yearly during the OLE: $BMI (kg/m^2) = \text{weight (kg)} / (\text{height [cm]} / 100)^2$. Weight and height will be measured with shoes off and preferably with the same balance at each visit.

6.2.6 Twelve-Lead Electrocardiograms

Twelve-lead ECGs will be performed at the time points specified in [Table 13-1](#) and [Table 13-2](#). The primary ECG tracings will be locally read by the investigator. Any ECGs found to have abnormalities will be referred for a second opinion by a central reader.

Twelve-lead ECGs will be performed after subjects have been recumbent for at least 5 minutes. The ECGs should be performed after the measurement of vital signs and before any procedures that may affect heart rate (eg, blood sampling).

At the screening visit, if QTcF exceeds 450 msec for males or 470 msec for females, the ECG will be repeated 2 more times, and the average of the 3 QTcF values will be used to determine the subject's eligibility for the study.

Any clinically significant changes from baseline should be reported as AEs or SAEs, if applicable.

6.3 Pharmacokinetic and Pharmacodynamic Assessments

6.3.1 Pharmacokinetic Assessments

During the placebo-controlled treatment period, blood samples will be collected to measure the plasma concentrations of losmapimod at Day 1 (baseline), Week 4, Week 16, and Week 36 at the following time points: immediately predose and 4 hours (± 30 minutes) after administration of the study dose. Blood samples will also be taken, when feasible, after dosing during the Week 12, Week 24, and Week 48 visits, preferably ≥ 1 hour after dosing ([Table 13-1](#)). During the OLE, blood samples will be collected to measure the plasma concentration of losmapimod after dosing at each visit, preferably ≥ 1 hour after dosing ([Table 13-2](#)).

For each plasma PK sample, approximately 3 mL of blood will be collected via an intravenous catheter placed in an antecubital vein in the arm into a 3 mL, lavender-capped vacutainer tube containing K2-EDTA. The indwelling catheter will be kept patent by saline flush after each blood sampling. The exact actual clock time of withdrawal of the blood sample will be recorded.

Skeletal muscle biopsies will be taken at Day 1 (baseline; predose) and at Week 16 or Week 36 to assess the losmapimod concentrations in muscle during the placebo-controlled

Fulcrum Therapeutics

Losmapimod

Protocol FIS-002-2019, Version 4.0 (COVID-19 Pandemic Emergency Amendment)

10 April 2020

treatment period ([Table 13-1](#)). Skeletal muscle biopsy procedures are described in [Section 6.1.1](#).

Further detailed handling, processing, storage, and shipping procedures for plasma and skeletal muscle biopsy PK samples are described in laboratory manuals.

6.3.2 Pharmacodynamic Assessments

During the placebo-controlled treatment period, samples for assessing the target engagement estimates of losmapimod in peripheral blood will be collected at Day 1 (baseline) and Week 16 or Week 36 if it was not possible to collect the sample due to the COVID-19 pandemic, at the following time points: immediately predose and 4 hours (± 30 minutes) after taking the study dose ([Table 13-1](#)).

For drug target engagement measurements in skeletal muscle tissue during the placebo-controlled treatment period, each biopsy will be analyzed for pHSP27/total HSP27. Target engagement estimates of losmapimod in skeletal muscle biopsy will be taken at Day 1 (baseline; predose) and at Week 16 or Week 36 ([Table 13-1](#)). Skeletal muscle biopsy procedures are described in [Section 6.1.1](#). Target engagement in muscle will be compared to target engagement in blood collected on the same day.

Further detailed handling, processing, storage, and shipping procedures for target engagement samples are described in a laboratory manual.

6.4 Other Assessments

6.4.1 Reachable Work Space

The RWS Microsoft Kinect-based movement sensor system will be used at the visits noted in [Table 13-1](#) and [Table 13-2](#) to determine the subjects' RWS.

The RWS is a 3D sensor-based system (using a single depth-ranging sensor) that can unobtrusively detect an individual's RWS and reflects individual global upper extremity function, including shoulder and proximal arm. Previous and ongoing evaluation of the hardware and software system using a commercially available and cost-effective single sensor platform (Microsoft Kinect sensor) has demonstrated its high reliability, repeatability, face validity, feasibility, sensitivity to change, and promise as a COA for FSHD and other neuromuscular disorders ([Han et al, 2015](#)).

Fulcrum Therapeutics

Losmapimod

Protocol FIS-002-2019, Version 4.0 (COVID-19 Pandemic Emergency Amendment)

10 April 2020

During the evaluation, subjects will be seated in front of the Microsoft Kinect sensor and will undergo a standardized upper extremity movement protocol under the supervision of a study clinical evaluator while looking at a TV monitor. The evaluation will be performed with and without weights and on both the right and left arms. The Kinect sensor will track the 3D upper limb trajectory and transform the movements into a body-centric coordinate system. Each individual's RWS envelope will be reconstructed in a graphical output. Each side's RWS envelope will be divided into 4 quadrants, with the shoulder joint serving as the origin. The absolute total RWS surface envelope area (m^2) as well as areas for each of the quadrants will be calculated. Scaling of the data by each person's arm length will allow normalization for comparison between subjects ([Han et al, 2015](#)). RWS includes the functional workspace, where patients are instructed to touch certain parts of their body and are rated on their ability to complete this task.

Instructions for equipment assembly, setup, testing, and site certification; a manual of operation; and a quick reference guide will be described in a RWS manual. A central reader will be responsible for training, quality control, data analysis, and standardization of the RWS across all sites in the study.

6.4.2 Timed Up and Go

The classic and FSHD TUG test will be performed at the visits noted in [Table 13-1](#) and [Table 13-2](#).

The TUG test is a simple test that is used to assess a person's mobility and requires both static and dynamic balance. It measures the time that a person takes to rise from a chair, walk 3 meters, turn around, walk back to the chair, and sit down. The optimized TUG test is the classic TUG but adds the component of getting up from a laying position on a bed-like table in the clinic at the start of the test and laying back down on his or her back at the end of the test. The test will be done twice per visit.

A manual of operation, traditional TUG source documents, and FSHD TUG source document will be described in a TUG manual. A central reader will be responsible for training, quality control, data analysis, and standardization of the TUG and FSHD TUG across all sites in the study.

6.4.3 Dynamometry

Dynamometry will be performed at the visits noted in [Table 13-1](#) and [Table 13-2](#).

Quantitative isometric dynamometry (hand-held dynamometer) will be used to assess the skeletal muscle strength of study subjects in both the upper and lower limbs bilaterally. Shoulders, flexors and extensors in the elbow, knees, and ankles as well as the grip will be measured at each applicable visit. Isometric dynamometry measures the static muscle strength without any movement.

Further details of the assessment will be provided in a study reference manual. All sites will use the same equipment and standardized testing procedure.

6.4.4 Motor Function Measure Domain 1

The MFM scale Domain 1 assessment will be performed at the visits noted in [Table 13-1](#) and [Table 13-2](#).

The MFM scale assesses the severity of the motor deficit as determined by an experienced physical therapist ([Bérard et al, 2005](#)). The score is reproducible, the coefficients of the interrater reliability are good or excellent. Domain 1 of the MFM provides a clinician's assessment of functional impairment for standing and transfers.

Instructions for performing the MFM scale Domain 1 assessment will be provided in a study reference manual.

6.4.5 FSHD Health Index

The FSHD-HI will be performed at the visits noted in [Table 13-1](#) and [Table 13-2](#).

The FSHD-HI is an FSHD-specific patient-reported measure of disease burden on activities of daily living, quality of life, and symptom prevalence and severity. It consists of a questionnaire with 116 items developed from qualitative interviews of patients followed by a national cross-sectional validation study. The measure consists of 14 subscales that measure a patient's perception of their ambulation and mobility, hand function, shoulder and arm function, emotional health, back/chest/abdomen strength, fatigue, pain, eating function, ability to do activities, communication ability, satisfaction in social situations, performance in social situations, body image and cognition. Scoring is performed centrally by the developer.

Fulcrum Therapeutics

Losmapimod

Protocol FIS-002-2019, Version 4.0 (COVID-19 Pandemic Emergency Amendment)

10 April 2020

6.4.6 Patients' Global Impression of Change

The PGIC will be performed at the visits noted in [Table 13-1](#) and [Table 13-2](#) to obtain the subjects' rating of overall improvement.

6.4.7 Genetic Confirmation of FSHD1

Genetic testing for FSHD1 is highly sensitive and specific. The finding of a D4Z4 contraction on chromosome 4q35 likely has a sensitivity of 93% and a specificity of 98% for the diagnosis of clinically defined FSHD. Healthy individuals possess at least 11 D4Z4 repeats, yielding a DNA fragment >38 kb on standard genetic testing. Affected individuals possess between 1 and 10 repeats, yielding DNA fragments ranging from 10 to 38 kb in size. Measurement of the size of the residual D4Z4 sequence on 4q35 forms the basis for genetic testing in FSHD ([Tawil et al, 2015](#)). For this study, only subjects with 1 to 9 repeats will be enrolled. The number of repeats will be calculated by a diagnostic laboratory using the size of the D4Z4 bands on Southern blot testing. The site will enter the number of repeats into the IRT system. Subjects with 10 repeats will be excluded from the study because such individuals tend to have slower progression and are more variable due to the presence of genetic modifiers.



Genetic confirmation must be obtained before the subject is randomized and before the baseline muscle biopsy is performed. Genetic confirmation can come from previous testing, if verified with appropriate documentation from an accredited laboratory. If genetic testing is necessary, the 4-week screening window and activities will not start until the results are obtained and verified by the principal investigator.

Due to the stable transmission of repeat sizes within families, subjects with a clinical diagnosis of FSHD who have a first-degree relative with a genetically confirmed diagnosis of FSHD1 may be entered into the study for screening assessments including MRI. During screening, a confirmatory genetic diagnosis will be conducted. If genetic testing during screening is necessary, the 4-week screening window will not start until the results are obtained and verified by the principal investigator.

Further detailed handling, processing, storage, and shipping procedures for genetic testing samples are described in a laboratory manual.

Fulcrum Therapeutics
Protocol FIS-002-2019, Version 4.0 (COVID-19 Pandemic Emergency Amendment)

Losmapimod
10 April 2020



6.5 Safety Review Committee

As detailed in [Section 11.1.1](#), a safety review committee (SRC) will review safety data from the study.

6.6 Pregnancy

Pregnancy is not regarded as an AE unless there is a suspicion that the study drug may have interfered with the effectiveness of a contraceptive medication. Any pregnancy that occurs during study participation must be reported as an SAE. Study staff should complete the paper Pregnancy Initial Report Form and fax the form to [REDACTED] Pharmacovigilance within 24 hours of awareness or call the [REDACTED] safety hotline to report.

Fulcrum Therapeutics

Losmapimod

Protocol FIS-002-2019, Version 4.0 (COVID-19 Pandemic Emergency Amendment)

10 April 2020

To ensure subject safety, irrespective of the treatment received by the subject, any pregnancy occurring during study drug administration or until follow-up must be reported within 24 hours of the investigator's knowledge of the event to the sponsor.

If a woman becomes pregnant while on study drug, the study drug must be discontinued immediately. The investigator must counsel the subject and discuss the potential risks to the pregnancy and the possible effects on the embryo or fetus. The pregnancy must be followed up to determine the outcome (including spontaneous miscarriage, elective termination, normal birth, or congenital abnormality) and status of mother and child, even if the subject was discontinued from the study. Pregnancy complications and elective terminations for medical reasons must be reported as an AE or SAE. Spontaneous miscarriages must be reported as an SAE.

Any SAE occurring in association with a pregnancy, that is brought to the investigator's attention after the subject has completed the study and considered by the investigator as possibly related to the study drug must be promptly reported to [REDACTED] and Fulcrum Therapeutics.

6.7 Sample Collections

Processing, storage, and shipping procedures for all clinical laboratory, PK, and target engagement samples are provided in a laboratory manual.

Fulcrum Therapeutics

Losmapimod

Protocol FIS-002-2019, Version 4.0 (COVID-19 Pandemic Emergency Amendment)

10 April 2020

7 Statistical and Analytical Plan

Details regarding the statistical methods and definitions will be provided in statistical analysis plan(s) (SAP[s]). Separate SAPs will be prepared for each treatment period of the study. The SAP for the placebo-controlled treatment period will be finalized prior to database lock/freeze for the IA.

Any deviations from the SAP(s) are to be justified in the clinical study reports. Statistical analyses will be performed using Version 9.3 or higher of SAS (SAS Institute, Cary, NC).

Analyses will be generated separately for the placebo-controlled treatment period and the OLE.

7.1 Placebo-Controlled Treatment Period

7.1.1 Primary Endpoint

The primary endpoint of the placebo-controlled treatment period is the change from baseline in DUX4 activity in affected skeletal muscle at Week 16 or Week 36, as measured by QRT-PCR in a panel of DUX4-regulated gene transcripts.

7.1.2 Secondary Endpoints

The secondary endpoints of the placebo-controlled treatment period are as follows:

- Safety and tolerability of losmapimod as defined by the following:
 - Type, frequency, severity, seriousness, and relationship of AEs to losmapimod
 - Incidence of AESIs
 - Number of subjects who prematurely discontinue study drug due to an AE
 - Frequency of clinically significant changes in laboratory test, ECG, vital sign, and physical examination results
- Change from baseline in MFF, LMV, and MFI at Week 12, Week 24 (if applicable) and Week 48

Fulcrum Therapeutics

Losmapimod

Protocol FIS-002-2019, Version 4.0 (COVID-19 Pandemic Emergency Amendment)

10 April 2020

- Plasma concentrations of losmapimod at Week 4, Week 12, Week 16, Week 24, Week 36, and Week 48
- Concentrations of losmapimod in skeletal muscle biopsy at steady state at Week 16 or Week 36
- Target engagement parameters in blood, and skeletal muscle biopsy at Week 16 or Week 36

7.1.3 Exploratory Endpoints

The exploratory endpoints of the placebo-controlled treatment period are as follows:

- Change from baseline in COAs, including
 - RWS with and without weights at Week 4, Week 12, Week 24, and Week 36
 - Classic and FSHD TUG at Week 4, Week 12, Week 24, and Week 36
 - Muscle strength by hand-held quantitative dynamometry at Week 4, Week 12, Week 24, Week 36, and Week 48
 - MFM Domain 1 at Week 12, Week 24, Week 36, and Week 48
 - FSHD-HI at Week 4, Week 12, Week 24, Week 36, and Week 48
 - PGIC at Week 4, Week 12, Week 16, Week 24, Week 36, and Week 48

Change from baseline in inflammatory, immune, apoptotic, and other muscle disease transcripts may be conducted in muscle biopsy at Week 16 or Week 36 and in circulating proteins in plasma and serum at Week 4, Week 12, Week 16, Week 24, Week 36, and Week 48.

7.2 Open-Label Extension

7.2.1 Primary Endpoint

The primary endpoint of the OLE is to evaluate the safety and of losmapimod as defined by the following:

- Type, frequency, severity, seriousness, and relationship of AEs to losmapimod

Fulcrum Therapeutics

Losmapimod

Protocol FIS-002-2019, Version 4.0 (COVID-19 Pandemic Emergency Amendment)

10 April 2020

- Incidence of AESIs
- Number of subjects who prematurely discontinue study drug due to an AE
- Frequency of clinically significant changes in laboratory test, ECG, vital sign, and physical examination results

7.2.2 Secondary Endpoints

- Change from baseline in MFF, LMV, and MFI after long-term dosing (at every-24-week time points)
- Plasma concentrations of losmapimod after long-term dosing (at every-12-week time points)

7.2.3 Exploratory Endpoints

The exploratory endpoints of the OLE are as follows:

- Change from baseline in COAs after long-term dosing (at every-12-week time points), including
 - RWS with and without weights
 - Classic and FSHD TUG
 - Muscle strength by hand-held quantitative dynamometry
 - MFM Domain 1
 - FSHD-HI
 - PGIC
- Change from baseline in inflammatory, immune, apoptotic, and other muscle disease transcripts in circulating proteins in plasma and serum after long-term dosing (at every-24-week time points)

7.3 Sample Size Calculations

Assuming an effect size of 0.70, a sample size of 68 subjects (34 subjects per group) will be needed to provide 80% power with a 2-sided test at a 0.05 significance level to detect a difference between losmapimod and placebo in change from baseline in DUX4 activity in affected skeletal muscle after 16 or 36 weeks (depending upon when the muscle biopsy was

Fulcrum Therapeutics

Losmapimod

Protocol FIS-002-2019, Version 4.0 (COVID-19 Pandemic Emergency Amendment)

10 April 2020

performed) during the placebo-controlled treatment period. Assuming that approximately 10% of subjects will be non-evaluable, approximately 76 subjects will be randomly assigned at a 1:1 ratio to losmapimod and placebo (38 subjects per group).

7.4 Analysis Sets

The following analysis sets will be used in the statistical analyses.

Full analysis set (FAS): The FAS will consist of all subjects who are randomly assigned to receive double-blind study drug in the placebo-controlled treatment period. All analyses using the FAS will group subjects according to randomized treatment. The FAS is the main analysis population for key study endpoints ([Section 7.6.1](#)). For the secondary and exploratory endpoints, subjects who already transitioned into the OLE portion under protocol version 3.0 will be analyzed as randomized, in this analysis population.

Per-protocol set (PPS): The PPS will consist of all FAS subjects who fulfill all inclusion/exclusion criteria and do not have any significant protocol deviations. All analyses using the PPS will group subjects according to randomized treatment. PPS analyses will be conducted for key study endpoints ([Section 7.6.1](#)) to assess robustness of key study inferences.

Safety analysis set: The safety analysis set will consist of all subjects who receive any study drug. All analyses using the safety analysis set will group subjects according to treatment actually received.

Pharmacokinetic analysis set: The PK analysis set will consist of all subjects who receive at least 1 dose of losmapimod and have evaluable PK data for losmapimod.

Pharmacodynamic analysis set: The PD analysis set will consist of all subjects who receive at least 1 dose of losmapimod and have evaluable PD data for losmapimod.

Open-label losmapimod (Pre-COVID-19) analysis set: This analysis set will consist of subjects who were already transitioned into open-label losmapimod under version 3.0 of the protocol. This analysis set will be used for sensitivity analysis, to assess secondary/exploratory endpoints in this subset of subjects.

Fulcrum Therapeutics

Losmapimod

Protocol FIS-002-2019, Version 4.0 (COVID-19 Pandemic Emergency Amendment)

10 April 2020

Open-label analysis set: The open-label analysis set will consist of all subjects who complete 24 weeks of treatment in the placebo-controlled treatment period and receive at least 1 dose of open-label losmapimod in the OLE. Safety and efficacy analyses in the OLE will be based on this analysis set.

7.5 Description of Subgroups to Be Analyzed

Any planned subgroup analyses will be described in the SAP(s).

7.6 Statistical Analysis Methodology

Continuous variables will be summarized using the mean, standard deviation, median, minimum, and maximum. Categorical variables will be summarized using frequency counts and percentages. Data will be listed in data listings.

Details of the statistical analyses, methods, and data conventions are described in the SAP(s).

All statistical tests will be 2-sided and performed using a 0.05 significance level.

Details of multiplicity adjustment, if any, will be fully described in the SAP(s).

7.6.1 Hypothesis Testing on Key Study Endpoints

Hypothesis testing on key study endpoints will be conducted using the FAS.

A sequential testing procedure will be used to control for Type I Error to test the following key study endpoints:

- DUX4 change from baseline (Week 16 or Week 36)
- LMV change from baseline (Week 48)
- FSHD TUG (Week 48)

The testing hierarchy will be provided in the SAP. Each endpoint will be tested at approximately 5% alpha in a hierarchical manner, using the final test-alpha obtained from O'Brien-Fleming Spending Function ([Section 7.6.8](#)).

7.6.2 Analysis of Primary Endpoints

The primary endpoint of the placebo-controlled treatment period is the change from baseline in DUX4 activity in affected skeletal muscle at Week 16 or Week 36, as measured by QRT-PCR in a panel of DUX4-regulated gene transcripts. An analysis of covariance (ANCOVA) model will be used to analyze the change from baseline in DUX4 activity in affected skeletal muscle, with repeat number category and treatment group as fixed effects and baseline DUX4 activity in affected skeletal muscle as a covariate. Least-square (LS) mean, standard error, and 95% CI of the LS mean will be provided for each treatment group. The difference in LS means between treatment groups and the 95% CI of the difference will also be calculated. The final p-value will be compared against the significance level of approximately 0.05 ([Section 7.6.8](#)). All available data will be used. Details will be provided in the SAP(s).

The FAS will be used for the primary analysis for the placebo-controlled treatment period.

The analysis for the primary endpoint for the OLE is described in [Section 7.6.6](#).

7.6.3 Analysis of Secondary Endpoints

Secondary endpoints (detailed in [Section 7.1.2](#) and [Section 7.2.2](#)) will be summarized using descriptive statistics.

Continuous endpoints with multiple post-baseline assessments will be analyzed using mixed-effect model for repeated measures (MMRM) methods including repeat number category, treatment group, visit, and treatment-by-visit interaction as fixed effects and baseline value as a covariate. Continuous endpoints with a single post-baseline assessment will be analyzed using ANCOVA methods, with repeat number category and treatment group as fixed effects and baseline value as a covariate. Secondary endpoints in the OLE will be summarized according to the treatment assigned at randomization. For all subjects, changes in measurements will be calculated relative to measurements obtained at baseline (ie, prior to first dose in the placebo-controlled treatment period).

Further details of these endpoints are presented in [Section 7.6.5](#), [Section 7.6.6](#), and the SAP(s).

7.6.4 Analyses of Exploratory Endpoints

Exploratory endpoints (detailed in [Section 7.1.3](#) and [Section 7.2.3](#)) will be summarized using descriptive statistics. Confidence intervals will be included as appropriate. When appropriate, continuous exploratory endpoints will also be analyzed using ANCOVA or MMRM methods similar to those used for the primary and secondary endpoints. Any treatment group comparisons will be in the nature of hypothesis generation, and any statistical inference will not have any confirmatory value. Exploratory endpoints in the OLE will be summarized according to the treatment assigned at randomization.

7.6.5 Pharmacokinetic and Pharmacodynamic Analyses

Plasma PK concentrations at each time point for losmapimod will be presented in listings and summarized in tables. Losmapimod concentrations in skeletal muscle biopsy at each time point will also be presented in listings and summarized in tables. The summary tables will display the following descriptive statistics: n, mean, standard deviation, coefficient of variation, median, minimum, and maximum.

The individual and mean plasma concentrations and the individual and mean concentrations in skeletal muscle biopsies will be presented by collection time in figures on linear scales.

The target engagement estimates of losmapimod in peripheral blood and skeletal muscle biopsies will be presented in listings and summarized in tables. The summary tables will display the following descriptive statistics: n, mean, standard deviation, coefficient of variation, median, minimum, and maximum. Within-group LS means, the associated standard errors and 2-sided 95% CIs, treatment differences in LS means and the associated 2-sided 95% CIs, and 2-sided p-values will be derived from the ANCOVA model and presented in the tables.

Population PK and PK/PD models may be developed to address program objectives that require an integrative interpretation of these study results. These may include investigations of the nature of the PK/PD relationship and the use of these study results as part of a larger model-based data analysis. If population PK and PK/PD analyses are performed, those results will be reported separately from the results of this study.

Fulcrum Therapeutics

Losmapimod

Protocol FIS-002-2019, Version 4.0 (COVID-19 Pandemic Emergency Amendment)

10 April 2020

7.6.6 Safety Analyses

Safety data in the placebo-controlled treatment period will be analyzed using the safety analysis set and summarized by treatment group and visit (if applicable) using descriptive statistics. Safety data in the OLE will be analyzed using the open-label analysis set.

Treatment-emergent AEs will be summarized by MedDRA system organ class and preferred term; separate summaries will be produced for treatment-related AEs, AESIs, SAEs, and discontinuations due to AEs. Laboratory tests, vital signs, findings from physical examinations, and ECGs will be summarized for changes over time during treatment using descriptive statistics.

7.6.7 Other Analyses

Descriptive summaries of demographic and baseline characteristics will be presented by treatment group and overall for the placebo-controlled treatment period and by treatment assigned at randomization in the OLE.

Efficacy data will be summarized at each scheduled visit in the OLE, and subjects will be grouped according to initial treatment assigned at randomization.

Descriptive statistics will include the number of non-missing observations, mean, standard deviation, median, minimum, and maximum for quantitative data. For qualitative data, frequency counts and percentage will be determined. A full description of demographic variables will be included in the SAP(s).

Individual subject demographics and baseline information will be provided in data listings.

Medical history will be coded using MedDRA at the time of each database lock and will be summarized using the number of observations and percentages of subjects reporting each category and listed for each subject.

A list of protocol deviations (major or minor) will be finalized prior to each database lock.

7.6.8 Interim Analyses

One IA will be performed when a minimum of 22 paired muscle biopsies are completed. A group sequential method (O'Brien-Fleming Spending Function) will be used to ensure an

Fulcrum Therapeutics

Losmapimod

Protocol FIS-002-2019, Version 4.0 (COVID-19 Pandemic Emergency Amendment)

10 April 2020

overall significance level of 0.05 (double-sided) due to multiple looks at the DUX4 primary endpoint, if the IA is deemed necessary by the Sponsor.

- With a sample size of approximately 22 subjects at IA, the test alpha at IA is approximately 0.001, and the final test alpha is 0.05. If the p-value from the test is <0.001 , then the study may be stopped for efficacy, or continue as planned as decided by the Sponsor. Cumulative exit probability under the alternative hypothesis is approximately 2.3% and approximately 82.3% at the IA and final analysis, respectively (SAS Version 9.4; nQuery 8 – Power and Sample Size for Group Sequential Trials, Version 8.5.1.0).
- With a sample size of 32 subjects at IA, the test alpha at IA is approximately 0.004, and the final test alpha is 0.048. If the p-value from the test is <0.004 , then the trial may be stopped for efficacy, or continue as planned as decided by Sponsor. Cumulative exit probability under the alternative hypothesis is approximately 13.9% and approximately 82.2% at the IA and final analysis, respectively (SAS Version 9.4; nQuery 8 – Power and Sample Size for Group Sequential Trials, Version 8.5.1.0).

The alphas at the time of the IA for sample sizes ranging from 22 to 32 are provided in [Table 7-1](#):

Table 7-1 Alpha at Interim Analysis and Final Analysis for Different Sample Sizes at Interim Analysis (O'Brien-Fleming Method)

Interim Analysis Sample Size	Alpha at Interim Analysis	Alpha at Final
22	0.000567	0.049755
23	0.000736	0.049685
24	0.000951	0.049596
25	0.001203	0.049493
26	0.001474	0.049384
27	0.001803	0.049253
28	0.002173	0.049107
29	0.002556	0.048959
30	0.003005	0.048787
31	0.003496	0.048602
32	0.004027	0.048405

Fulcrum Therapeutics

Losmapimod

Protocol FIS-002-2019, Version 4.0 (COVID-19 Pandemic Emergency Amendment)

10 April 2020

8 Data Quality Assurance

This study will be conducted according to the International Council for Harmonisation (ICH) E6(R2) risk and quality processes described in the applicable procedural documents. The quality management approach to be implemented in this study will be documented and will comply with the current ICH guidance on quality and risk management.

8.1 Data Management

As part of the responsibilities assumed by participating in the study, the investigator agrees to maintain adequate case histories for the subjects treated as part of the research under this protocol. The investigator agrees to maintain accurate eCRFs and source documentation as part of the case histories. These source documents may include laboratory reports, ECG strips, etc.

Study site personnel will enter subject data into Medidata RAVE® (the eCRF program). The analysis data sets will be a combination of these data and data from other sources (eg, laboratory data).

Clinical data management will be performed in accordance with applicable [REDACTED] standards and data cleaning procedures to ensure the integrity of the data, eg, removing errors and inconsistencies in the data. Adverse event terms will be coded using MedDRA, an internal validated medical dictionary, and concomitant medications will be coded using the World Health Organization Drug Dictionary.

After final database lock, each study site will receive a CD-ROM containing all of their site specific eCRF data as entered into the Medidata RAVE system for the study, including full discrepancy and audit history. Additionally, a CD-ROM copy of all of the study site's data from the study will be created and sent to the sponsor for storage. [REDACTED] will maintain a duplicate CD-ROM copy for their records. In all cases, subject initials will not be collected or transmitted to the sponsor.

Fulcrum Therapeutics

Losmapimod

Protocol FIS-002-2019, Version 4.0 (COVID-19 Pandemic Emergency Amendment)

10 April 2020

9 Ethics

9.1 Independent Ethics Committee or Institutional Review Board

Federal regulations and the ICH guidelines require that approval be obtained from an IRB/IEC before participation of human subjects in research studies. Before study onset, the protocol, informed consent, advertisements to be used for the recruitment of study subjects, and any other written information regarding this study to be provided to the subject or the subject's legal guardian must be approved by the IRB/IEC. Documentation of all IRB/IEC approvals and of the IRB/IEC compliance with ICH harmonised tripartite guideline E6(R2): Good Clinical Practice (GCP) will be maintained by the site and will be available for review by the sponsor or its designee.

All IRB/IEC approvals should be signed by the IRB/IEC chairman or designee and must identify the IRB/IEC name and address, the clinical protocol by title or protocol number or both, and the date on which approval or a favorable opinion was granted.

The investigator is responsible for providing written summaries of the progress and status of the study at intervals not exceeding 1 year or otherwise specified by the IRB/IEC. The investigator must promptly supply the sponsor or its designee, the IRB/IEC, and, where applicable, the institution, with written reports on any changes significantly affecting the conduct of the study or increasing the risk to subjects.

9.2 Ethical Conduct of the Study

The study will be performed in accordance with the ethical principles that have their origin in the Declaration of Helsinki, ICH GCP, the protocol, and all applicable regulations.

9.3 Subject Information and Consent

A written informed consent approved by the sponsor and by the IEC/IRB in compliance with applicable regulatory authority regulations shall be obtained from each subject before entering the study or performing any unusual or nonroutine procedure that involves risk to the subject. An informed consent template may be provided by the sponsor to investigative sites. If any institution-specific modifications to study-related procedures are proposed or made by the site, the consent should be reviewed by the sponsor or its designee or both before IRB/IEC submission. Once reviewed, the consent will be submitted by the

Fulcrum Therapeutics

Losmapimod

Protocol FIS-002-2019, Version 4.0 (COVID-19 Pandemic Emergency Amendment)

10 April 2020

investigator to his or her IRB/IEC for review and approval before the start of the study. If the ICF is revised during the course of the study, all active participating subjects must sign the revised form.

Before recruitment and enrollment, each prospective subject or his or her legal guardian will be given a full explanation of the study and be allowed to read the approved ICF. Once the investigator is assured that the subject/legal guardian understands the implications of participating in the study, the subject/legal guardian will be asked to give consent to participate in the study by signing the ICF.

The investigator shall retain the signed original ICF(s) and give a copy of the signed original form to the subject or legal guardian.

Fulcrum Therapeutics

Losmapimod

Protocol FIS-002-2019, Version 4.0 (COVID-19 Pandemic Emergency Amendment)

10 April 2020

10 Investigator's Obligations

The following administrative items are meant to guide the investigator in the conduct of the study but may be subject to change based on industry and government standard operating procedures, working practice documents, or guidelines. Changes will be reported to the IRB/IEC but will not result in protocol amendments.

10.1 Confidentiality

All laboratory specimens, evaluation forms, reports, and other records will be identified in a manner designed to maintain subject confidentiality. All records will be kept in a secure storage area with limited access. Clinical information will not be released without the written permission of the subject (or the subject's legal guardian), except as necessary for monitoring and auditing by the sponsor, its designee, applicable regulatory authorities, or the IRB/IEC.

To ensure privacy, directly identifying information of study subjects will not be attached to records or samples released to the sponsor and its service providers for research purposes.

The investigator and all employees and coworkers involved with this study may not disclose or use for any purpose other than performance of the study any data, record, or other unpublished, confidential information disclosed to those individuals for the purpose of the study. Prior written agreement from the sponsor or its designee must be obtained for the disclosure of any said confidential information to other parties. Additional confidentiality requirements and obligations will be set forth in the clinical trial agreement to be entered into by the sponsor, the principal investigator, and the institution.

10.2 Financial Disclosure and Obligations

Investigators are required to provide financial disclosure information to allow the sponsor to submit the complete and accurate certification or disclosure statements required by applicable regulatory authorities. In addition, the investigator must provide to the sponsor a commitment to promptly update this information if any relevant changes occur during the course of the investigation and for 1 year following the completion of the study.

Neither the sponsor nor [REDACTED] is financially responsible for further testing or treatment of any medical condition that may be detected during the screening process. In addition, in the

Fulcrum Therapeutics

Losmapimod

Protocol FIS-002-2019, Version 4.0 (COVID-19 Pandemic Emergency Amendment)

10 April 2020

absence of specific arrangements, neither the sponsor nor [REDACTED] is financially responsible for further treatment of the subject's disease.

10.3 Investigator Documentation

Prior to beginning the study, the investigator will be asked to comply with ICH E6(R2) 8.2 and, for US sites, Title 21 of the Code of Federal Regulations by providing the following essential documents, including but not limited to:

- IRB/IEC approval
- Original investigator-signed investigator agreement page of the protocol
- For US sites, Form FDA 1572, fully executed, and all updates on a new fully executed Form FDA 1572
- For non-US sites, the investigator's current curriculum vitae and/or other documentation evidencing qualifications, and any other documents that the IRB/IEC may request. For US sites, a curriculum vitae for the investigator and each subinvestigator listed on Form FDA 1572
- Financial disclosure information to allow the sponsor to submit complete and accurate certification or disclosure statements required by applicable regulatory authorities. In addition, the investigators must provide to the sponsor a commitment to promptly update this information if any relevant changes occur during the course of the investigation and for 1 year after the completion of the study.
- IRB/IEC-approved informed consent, samples of site advertisements for recruitment for this study, and any other written information regarding this study that is to be provided to the subject or legal guardian, and
- Laboratory certifications and normal ranges for any local laboratories used by the site.

10.4 Study Conduct

The investigator agrees that the study will be conducted according to the principles of ICH E6(R2). The investigator will conduct all aspects of this study in accordance with all national, state, and local laws or regulations. Study information from this protocol will be posted on publicly available clinical trial registers before enrollment of subjects begins.

Fulcrum Therapeutics

Losmapimod

Protocol FIS-002-2019, Version 4.0 (COVID-19 Pandemic Emergency Amendment)

10 April 2020

10.5 Adherence to Protocol

The investigator agrees to conduct the study as outlined in this protocol in accordance with ICH E6(R2) and all applicable guidelines and regulations.

10.6 Adverse Events and Study Report Requirements

By participating in this study, the investigator agrees to submit reports of SAEs to the sponsor and/or IRB/IEC according to the time line and method outlined in the protocol. In addition, the investigator agrees to submit annual reports to the study site IRB/IEC as appropriate.

10.7 Investigator's Final Report

Upon completion of the study, the investigator, where applicable, should inform the institution; the investigator/institution should provide the IRB/IEC with a summary of the study's outcome and the sponsor and regulatory authority(ies) with any reports required.

10.8 Records Retention

Essential documents should be retained until at least 2 years after the last approval of a marketing application in an ICH region and until there are no pending or contemplated marketing applications in an ICH region or at least 2 years have elapsed since the formal discontinuation of clinical development of the investigational product. These documents should be retained for a longer period, however, if required by the applicable regulatory requirements or by an agreement with the sponsor. It is the responsibility of the sponsor to inform the investigator/institution as to when these documents no longer need to be retained.

10.9 Publications

After completion of the study, the data will be submitted for reporting at a scientific meeting and for publication in a peer-reviewed scientific journal. In these cases, the sponsor will be responsible for these activities and will work with the investigators to determine how the manuscript is written and edited, the number and order of authors, the publication to which it will be submitted, and other related issues. The sponsor has final approval authority over all such issues.

Fulcrum Therapeutics

Losmapimod

Protocol FIS-002-2019, Version 4.0 (COVID-19 Pandemic Emergency Amendment)

10 April 2020

Data are the property of the sponsor and cannot be published without prior authorization from the sponsor, but data and publication thereof will not be unduly withheld. Further terms concerning publication will be set forth in the clinical trial agreement entered into by the sponsor, the principal investigator, any vendors, and the institution.

Fulcrum Therapeutics

Losmapimod

Protocol FIS-002-2019, Version 4.0 (COVID-19 Pandemic Emergency Amendment)

10 April 2020

11 Study Management

The administrative structure will include an SRC.

11.1 Monitoring

11.1.1 Safety Review Committee

An SRC will be formed to review safety data for all subjects at regular intervals throughout the study.

The SRC charter will describe the processes for unblinding subject- or study-level data if the SRC requests unblinding. Details on the composition of the SRC and the schedule of SRC meetings and data reviews will be presented in the SRC charter.

11.1.2 Monitoring of the Study

The clinical monitor, as a representative of the sponsor, has the obligation to follow the study closely. In doing so, the monitor will visit the investigator and study site at periodic intervals, in addition to maintaining necessary telephone and letter contact. The monitor will maintain current personal knowledge of the study through observation, review of study records and source documentation, and discussion of the conduct of the study with the investigator and personnel.

All aspects of the study will be carefully monitored, by the sponsor or its designee, for compliance with applicable government regulation with respect to current GCP and current standard operating procedures.

11.1.3 Inspection of Records

Investigators and institutions involved in the study will permit study-related monitoring, audits, IRB/IEC review, and regulatory inspections by providing direct access to all study records. In the event of an audit, the investigator agrees to allow the sponsor, representatives of the sponsor, or a regulatory agency (eg, FDA or other regulatory agency) access to all study records.

Fulcrum Therapeutics

Losmapimod

Protocol FIS-002-2019, Version 4.0 (COVID-19 Pandemic Emergency Amendment)

10 April 2020

The investigator should promptly notify the sponsor and [REDACTED] of any audits scheduled by any regulatory authorities and promptly forward copies of any audit reports received to the sponsor.

11.2 Management of Protocol Amendments and Deviations

11.2.1 Modification of the Protocol

Any changes in this research activity, except those necessary to remove an apparent, immediate hazard to the subject, must be reviewed and approved by the sponsor or its designee. Amendments to the protocol must be submitted in writing to the investigator's IRB/IEC for approval before subjects can be enrolled into an amended protocol.

11.2.2 Protocol Deviations

The investigator or designee must document and explain in the subject's source documentation any deviation from the approved protocol. The investigator may implement a deviation from or a change of the protocol to eliminate an immediate hazard to study subjects without prior IRB/IEC approval. As soon as possible after such an occurrence, the implemented deviation or change, the reasons for it, and any proposed protocol amendments should be submitted to the IRB/IEC for review and approval, to the sponsor for agreement, and to the regulatory authorities, if required.

A deviation from the protocol is an unintended or unanticipated departure from the procedures or processes approved by the sponsor and the IRB/IEC and agreed to by the investigator. A significant deviation occurs when there is nonadherence to the protocol by the subject or investigator that results in a significant, additional risk to the subject. Significant deviations can include nonadherence to inclusion or exclusion criteria or nonadherence to FDA regulations or ICH GCP guidelines and will lead to the subject being withdrawn from the study ([Section 4.2](#)). A list of major protocol deviations will be compiled prior to the start of the study.

Protocol deviations will be documented by the clinical monitor throughout the course of monitoring visits. Principal investigators will be notified in writing by the monitor of deviations. The IRB/IEC should be notified of all protocol deviations in a timely manner.

11.3 Study Termination

Although Fulcrum Therapeutics has every intention of completing the study, Fulcrum reserves the right to discontinue the study at any time for clinical or administrative reasons. Should termination of the study be required, the sponsor will promptly inform the investigator and the IRB/IEC and provide them with a detailed written explanation. Fulcrum and the investigator will assure that adequate consideration is given to the protection of the subjects' interests. The sponsor has no plans to provide study drug to subjects after study closure or termination. The obligations to provide study results for subjects and reports to IRB/IEC shall continue as required by applicable laws and regulations.

At any time, the sponsor, the investigators, or the IRBs/IECs may terminate this study for reasonable cause. Conditions that may lead to reasonable cause and warrant termination include, but are not limited to the following:

- Subject or investigator noncompliance
- Unsatisfactory subject enrollment
- Lack of adherence to protocol procedures
- Lack of evaluable and/or complete data
- Potentially unacceptable risk to study subjects
- Decision to modify drug development plan
- Decision by the regulatory authority

Written notification that includes the reason for the clinical study termination is required.

The end of the study is defined as the date on which the last subject completes the last visit (includes the safety follow-up visit).

11.4 Final Report

Whether the study is completed or prematurely terminated, the sponsor will ensure that the clinical study reports are prepared and provided to the regulatory agency(ies) as required by the applicable regulatory requirement(s). The sponsor will also ensure that the clinical study reports in marketing applications meet the standards of the ICH harmonised tripartite guideline E3: Structure and content of clinical study reports.

Fulcrum Therapeutics

Losmapimod

Protocol FIS-002-2019, Version 4.0 (COVID-19 Pandemic Emergency Amendment)

10 April 2020

Where required by applicable regulatory requirements, an investigator signatory will be identified for the approval of the clinical study reports. The investigator will be provided reasonable access to statistical tables, figures, and relevant reports and will have the opportunity to review the complete study results.

Upon completion of the clinical study reports, the sponsor will provide the investigator with the full summary of the study results. The investigator is encouraged to share the summary results with the study subjects, as appropriate. The study results will be posted on publicly available clinical trial registers.

Fulcrum Therapeutics

Losmapimod

Protocol FIS-002-2019, Version 4.0 (COVID-19 Pandemic Emergency Amendment)

10 April 2020

12 Reference List

American Psychiatric Association. Diagnostic and statistical manual of mental disorders. 5th ed. Washington, DC: American Psychiatric Association; 2013.

Barbour AM, Sarov-Blat L, Cai G, et al. Safety, tolerability, pharmacokinetics and pharmacodynamics of losmapimod following a single intravenous or oral dose in healthy volunteers. *Brit J Clin Pharmacol*. 2013;76(1):99-106.

Barbour AM, Magee M, Shaddinger B, et al. Utility of concentration-effect modeling and simulation in a thorough QT study of losmapimod. *J Clin Pharmacol*. 2015;55(6):661-70.

Bérard C, Payan C, Hodgkinson I, et al. A motor function measure scale for neuromuscular diseases. Construction and validation study. *Neuromuscul Disord*. 2005;15(7):463-70.

Bosnakovski D, Choi SH, Strasser JM, et al. High-throughput screening identifies inhibitors of DUX4-induced myoblast toxicity. *Skelet Muscle*. 2014;4:4.

Chen JC, King OD, Zhang Y, et al. Morpholino-mediated knockdown of DUX4 toward facioscapulohumeral muscular dystrophy therapeutics. *Mol Ther*. 2016;24(8):1405-11.

Cheriyian J, Webb AJ, Sarov-Blat L, et al. Inhibition of p38 mitogen-activated protein kinase improves nitric oxide-mediated vasodilatation and reduces inflammation in hypercholesterolemia. *Circulation*. 2011;123(5):515-23.

de Greef JC, Lemmers RJ, van Engelen BG, et al. Common epigenetic changes of D4Z4 in contraction-dependent and contraction-independent FSHD. *Hum Mutat*. 2009;30(10):1449-59.

Deenen JC, Arnts H, van der Maarel SM, et al. Population-based incidence and prevalence of facioscapulohumeral dystrophy. *Neurology*. 2014;83(12):1056-9.

Dixon WT. Simple proton spectroscopic imaging. *Radiology*. 1984;153(1):189-94.

Edwards RH, Round JM, Jones DA. Occasional Survey. Needle biopsy of skeletal muscle: a review of 10 years experience. *Muscle Nerve*. 1983;6(9):676-83.

Fulcrum Therapeutics

Losmapimod

Protocol FIS-002-2019, Version 4.0 (COVID-19 Pandemic Emergency Amendment)

10 April 2020

Flanigan KM, Coffeen CM, Sexton L, et al. Genetic characterization of a large, historically significant Utah kindred with facioscapulohumeral dystrophy. *Neuromuscul Disord*. 2001;11(6-7):525-9.

Geng LN, Yao Z, Snider L, et al. DUX4 activates germline genes, retroelements, and immune mediators: implications for facioscapulohumeral dystrophy. *Dev Cell*. 2012;22(1):38-51.

Han JJ, Kurillo G, Abresch RT, et al. Reachable workspace in facioscapulohumeral muscular dystrophy (FSHD) by Kinect. *Muscle Nerve*. 2015;51(2):168-75.

Hatcher RA, Trussell J, Nelson AL, et al. *Contraceptive Technology*. New York: Ardent Media; 2007.

Hollingsworth KG, de Sousa PL, Straub V, et al. Towards harmonization of protocols for MRI outcome measures in skeletal muscle studies: Consensus recommendations from two TREAT-NMD NMR workshops, 2 May 2010, Stockholm, Sweden, 1–2 October 2009, Paris, France. *Neuromuscul Disord*. 2012;22 (Suppl 2):S54-67.

Homma S, Beermann ML, Boyce FM, et al. Expression of FSHD-related DUX4-FL alters proteostasis and induces TDP-43 aggregation. *Ann Clin Transl Neurol*. 2015;2(2):151-66.

Ino H, Takahashi N, Terao T, et al. Safety, tolerability, pharmacokinetics, and pharmacodynamics of losmapimod in healthy Japanese volunteers. *Clin Pharmacol Drug Dev*. 2015;4(4):262-9.

Jagannathan S, Shadle SC, Resnick R, et al. Model systems of DUX4 expression recapitulate the transcriptional profile of FSHD cells. *Hum Mol Genet*. 2016;25(20):4419-31.

Janssen B, Voet N, Geurts A, et al. Quantitative MRI reveals decelerated fatty infiltration in muscles of active FSHD patients. *Neurology*. 2016;86(18):1700-7.

Jones TI, Chen JC, Rahimov F, et al. Facioscapulohumeral muscular dystrophy family studies of DUX4 expression: evidence for disease modifiers and a quantitative model of pathogenesis. *Hum Mol Genet*. 2012;21(20):4419-30.

Jones T and Jones PL. A cre-inducible DUX4 transgenic mouse model for investigating facioscapulohumeral muscular dystrophy. *PLOS One*. 2018;13(2):e0192657.

Fulcrum Therapeutics

Losmapimod

Protocol FIS-002-2019, Version 4.0 (COVID-19 Pandemic Emergency Amendment)

10 April 2020

Lemmers RJ, Wohlgemuth M, Frants RR, et al. Contractions of D4Z4 on 4qB subtelomeres do not cause facioscapulohumeral muscular dystrophy. *Am J Hum Genet.* 2004;75(6):1124-30.

Lemmers RJ, van der Vliet PJ, Klooster R, et al. A unifying genetic model for facioscapulohumeral muscular dystrophy. *Science.* 2010;329(5999):1650-3.

Lemmers RJ, Tawil R, Petek LM, et al. Digenic inheritance of an SMCHD1 mutation and an FSHD-permissive D4Z4 allele causes facioscapulohumeral muscular dystrophy type 2. *Nat Genet.* 2012;44(12):1370-4.

Lomas DA, Lipson DA, Miller BE et al. An oral inhibitor of p38 MAP kinase reduces plasma fibrinogen in patients with chronic obstructive pulmonary disease. *J Clin Pharmacol.* 2012;52(3):416-24.

Morís G, Wood L, Fernández-Torrón R, et al. Chronic pain has a strong impact on quality of life in facioscapulohumeral muscular dystrophy. *Muscle Nerve.* 2018;57(3):380-7.

Padberg GW. Facioscapulohumeral disease. Leiden, the Netherlands: Faculty of Medicine, Leiden University Medical Center, Leiden University; 1982.

Padua L, Aprile I, Frusciante R, et al. Quality of life and pain in patients with facioscapulohumeral muscular dystrophy. *Muscle Nerve.* 2009;40(2):200-5.

Pascoe S, Costa M, Marks-Konczalik J, et al. Biological effects of p38 MAPK inhibitor losmapimod does not translate to clinical benefits in COPD. *Respir Med.* 2017;130:20-6.

Ricci E, Galluzzi G, Deidda G, et al. Progress in the molecular diagnosis of facioscapulohumeral muscular dystrophy and correlation between the number of KpnI repeats at the 4q35 locus and clinical phenotype. *Ann Neurol.* 1999;45(6):751-57.

Shadle SC, Zhong JW, Campbell AE, et al. DUX4-induced dsRNA and MYC mRNA stabilization activate apoptotic pathways in human cell models of facioscapulohumeral dystrophy. *PLoS Genet.* 2017;13(3):e1006658.

Statland JM and Tawil R. Risk of functional impairment in facioscapulohumeral muscular dystrophy. *Muscle Nerve.* 2014;49(4):520-7.

Fulcrum Therapeutics

Losmapimod

Protocol FIS-002-2019, Version 4.0 (COVID-19 Pandemic Emergency Amendment)

10 April 2020

Statland JM, Shah B, Henderson D, et al. Muscle pathology grade for facioscapulohumeral muscular dystrophy biopsies. *Muscle Nerve*. 2015;52(4):521-6.

Statland JM, Odrzywolski KJ, Shah B, et al. Immunohistochemical characterization of facioscapulohumeral muscular dystrophy muscle biopsies. *J Neuromuscul Dis*. 2015; 2(3):291-9.

Tasca G, Pescatori M, Monforte M, et al. Different molecular signatures in magnetic resonance imaging-staged facioscapulohumeral muscular dystrophy muscles. *PLoS One*. 2012;7(6):e38779.

Tawil R, Forrester J, Griggs RC, et al. Evidence for anticipation and association of deletion size with severity in facioscapulohumeral muscular dystrophy. The FSH-DY Group. *Ann Neurol*. 1996;39(6):744-8.

Tawil R, Kissel JT, Heatwole C, et al. Evidence-based guideline summary: evaluation, diagnosis, and management of facioscapulohumeral muscular dystrophy: report of the Guideline Development, Dissemination, and Implementation Subcommittee of the American Academy of Neurology and the Practice Issues Review Panel of the American Association of Neuromuscular & Electrodiagnostic Medicine. *Neurology*. 2015;85(4):357-64.

Vanderplanck C, Ansseau E, Charron S, et al. The FSHD atrophic myotube phenotype is caused by DUX4 expression. *PLOS One*. 2011;6(10):e26820.

Wang LH, Friedman SD, Shaw D, et al. MRI-informed muscle biopsies correlate MRI with pathology and DUX4 target gene expression in FSHD. *Hum Mol Genet*. 2019;28(3):476-86.

Watz H, Barnacle H, Hartley BF, et al. Efficacy and safety of the p38 MAPK inhibitor losmapimod for patients with chronic obstructive pulmonary disease: a randomised, double-blind, placebo-controlled trial. *Lancet Respir Med*. 2014;2(1):63-72.

Whiddon JL, Langford AT, Wong CJ, et al. Conservation and innovation in the DUX4-family gene network. *Nat Genet*. 2017;49(6):935-40.

Yang S, Lukey P, Beerahee M, et al. Population pharmacokinetics of losmapimod in healthy subjects and patients with rheumatoid arthritis and chronic obstructive pulmonary diseases. *Clin Pharmacokinet*. 2013;52(3):187-98.

Fulcrum Therapeutics

Losmapimod

Protocol FIS-002-2019, Version 4.0 (COVID-19 Pandemic Emergency Amendment)

10 April 2020

Yao Z, Snider L, Balog J, et al. DUX4-induced gene expression is the major molecular signature in FSHD skeletal muscle. Hum Mol Genet. 2014;23(20):5342-52.

Fulcrum Therapeutics

Protocol FIS-002-2019, Version 4.0 (COVID-19 Pandemic Emergency Amendment)

Losmapimod

10 April 2020

13 Appendices

13.1 Appendix: Schedules of Events

Fulcrum Therapeutics

Losmapimod

Protocol FIS-002-2019, Version 4.0 (COVID-19 Pandemic Emergency Amendment)

10 April 2020

Table 13-1 Schedule of Events: Placebo-Controlled Treatment Period

Procedure	Screening	Baseline	Week 4	Week 12	Week 16	Week 24	Week 36	Week 48 End of Placebo- Controlled Treatment Period/Start of OLE ^a	ET Visit ^b	Safety Follow-Up 7 Days After the Last Dose of Study Drug ^c
Visit Number	0	1	2	3	4	5	6	7	-	8
Visit Window (days) ^d	-28 to -1	Day 1	±5	±5	±5	±5	±14 ^{aa}	±5		±3
Informed consent	X									
Confirm eligibility via inclusion/exclusion criteria	X	X								
Randomization		X								
Demographics	X									
Height and BMI ^e	X									
Medical history	X	X ^f								
FSHD-specific history ^g	X									
Serology (HBsAg, HCV, HIV1/HIV2)	X									
Urine drug screen ^h	X									
Genetic confirmation of FSHD1 ⁱ	X									
Serum β-hCG ^k	X									
Serum follicle-stimulating hormone ^l	X									
Urine pregnancy test ^m		X	X	X	X	X	X	X	X	X
Weight ^e	X	X						X	X	X
Vital signs ⁿ	X	X	X	X	X	X	X	X	X	X

Fulcrum Therapeutics

Losmapimod

Protocol FIS-002-2019, Version 4.0 (COVID-19 Pandemic Emergency Amendment)

10 April 2020

Procedure	Screening	Baseline	Week 4	Week 12	Week 16	Week 24	Week 36	Week 48 End of Placebo- Controlled Treatment Period/Start of OLE ^a	ET Visit ^b	Safety Follow-Up 7 Days After the Last Dose of Study Drug ^c
Visit Number	0	1	2	3	4	5	6	7	-	8
Physical examination ^o	X									X
Standard 12-lead ECG ^p	X	X	X					X	X	X
Serum chemistry	X ^q	X	X	X	X	X	X	X	X	X
Hematology	X ^q	X	X	X	X	X	X	X	X	X
Blood sample for coagulation ^{bb}	X ^q						X			
Urinalysis	X							X	X	X
MSK MRI ^r	X			X				X	X ^s	
Muscle needle biopsy ^t		X			X		X ^t			
PK sampling ^u		X	X	X	X	X	X	X	X	
Target engagement sampling ^v		X			X		X			
RWS		X	X	X		X	X	X	X	X
TUG (classic and FSHD)		X	X	X		X	X	X	X	X
Manual dynamometry		X	X	X		X	X	X	X	X
MFM Domain 1		X		X		X	X	X	X	
FSHD-HI questionnaire		X	X	X		X	X	X	X	X
PGIC questionnaire			X	X	X	X	X	X	X	X
Clinic visit	X	X	X	X	X	X	X	X	X	X
Study drug dispensation ^x		X	X	X	X	X ^y	X	X		
Study drug count		X	X	X	X	X	X	X	X	

Fulcrum Therapeutics

Losmapimod

Protocol FIS-002-2019, Version 4.0 (COVID-19 Pandemic Emergency Amendment)

10 April 2020

Procedure	Screening	Baseline	Week 4	Week 12	Week 16	Week 24	Week 36	Week 48 End of Placebo- Controlled Treatment Period/Start of OLE ^a	ET Visit ^b	Safety Follow-Up 7 Days After the Last Dose of Study Drug ^c
Visit Number	0	1	2	3	4	5	6	7	-	8
Concomitant medications ²	Continuous from signing the ICF through the safety follow-up visit									
Concomitant treatments and procedures	Continuous from signing the ICF through the safety follow-up visit									
Adverse event monitoring	Continuous from signing the ICF through the safety follow-up visit									

Abbreviations: β -hCG, beta human chorionic gonadotropin; BMI, body mass index; ECG, electrocardiogram; ET, early termination; FSHD, facioscapulohumeral muscular dystrophy; FSHD-HI, Facioscapulohumeral Muscular Dystrophy Health Index; HBsAg, hepatitis B surface antigen; HCV, hepatitis C virus; HIV, human immunodeficiency virus; ICF, informed consent form; MFM, Motor Function Measure; MRI, magnetic resonance imaging; MSK, musculoskeletal; OLE, open-label extension; PGIC, Patients' Global Impression of Change; PK, pharmacokinetic(s); RWS, Reachable Work Space; STIR, short tau inversion recovery; TUG, Timed Up and Go.

Note: Some procedures may not have been performed due to the COVID-19 pandemic. Please refer to the ReDUX4 Emergency Guidance document.

- ^a Prior to the COVID-19 pandemic, subjects who reached the Week 24 visit had the option to roll over into the OLE. For subjects who had already rolled over, their next clinic visits will follow the assessments for the Week 36 and Week 48 visit in the placebo-controlled portion of the study in the COVID-19 Pandemic Emergency protocol version 4.0; however, these specific subjects will not undergo the Week 36 biopsy. Those subjects who rolled over before the COVID-19 pandemic protocol version 4.0 was implemented will remain on open label treatment. Subjects who did not roll over prior to the COVID-19 pandemic will roll over when they reach Week 48. Subjects who roll over into the OLE should not complete the ET visit or safety follow-up visit from the placebo-controlled treatment period.
- ^b If a subject prematurely discontinues study treatment during the placebo-controlled treatment period, they will be encouraged to remain in the study and continue with all other aspects of the study. If a subject decides to prematurely discontinue study treatment during the placebo-controlled treatment period and not continue with all other aspects of the study, they will be considered to have withdrawn from the study. If a subject withdraws from the study during the placebo-controlled treatment period, they will be asked to complete an ET visit as soon as possible after the decision to terminate study participation and to complete the safety follow-up visit 7 (± 3) days after their last dose of study drug. If the ET visit will be scheduled more than 7 days after the last dose of study drug, the safety follow-up and ET visits may be combined, with no duplication of assessments required.
- ^c The safety follow-up visit 7 (± 3) days after the last dose of study drug should only be completed by subjects who are not rolling over into the OLE.

Fulcrum Therapeutics

Losmapimod

Protocol FIS-002-2019, Version 4.0 (COVID-19 Pandemic Emergency Amendment)

10 April 2020

- ^d Scheduled visits may be split over 2 days if required, with a maximum of 5 business days in between visits. Unscheduled visits may be performed if clinically indicated. Subjects can travel for MRI or muscle biopsy if needed, but the use of a study-approved MRI scanner should be consistent during the trial.
- ^e Weight and height will be measured with shoes off and preferably with the same balance at each visit. Body mass index will be calculated at Screening.
- ^f Medical history will be reviewed at baseline to ensure no changes have occurred since the screening visit.
- ^g FSHD-specific history will be recorded at screening or at a subject's next scheduled study visit, if not previously recorded.
- ^h Urine drug screen for drugs of abuse including cocaine, amphetamines, opiates (morphine), benzodiazepines, and cannabinoids.
- ⁱ Genetic confirmation must be obtained before the subject is randomized and before the baseline muscle biopsy is performed; genetic confirmation can come from previous testing if verified with appropriate documentation from an accredited laboratory. Due to the stable transmission of repeat sizes within families, subjects with a clinical diagnosis of FSHD who have a first-degree relative with a genetically confirmed diagnosis of FSHD1 may be entered into the study for screening assessments, including MRI. During screening, a confirmatory genetic diagnosis will be conducted. If genetic testing is necessary, the 4-week screening window and activities will not start until the results are obtained and verified by the principal investigator.

- ^k Serum pregnancy tests will be performed at screening for all female subjects of child-bearing potential.
- ^l Serum follicle-stimulating hormone testing is required for suspected postmenopausal female subjects only.
- ^m Urine pregnancy tests will be performed for all female subjects of child-bearing potential before randomization at all other visits. If pregnancy is found, subjects must be terminated from the study effective immediately.
- ⁿ Vital signs (pulse rate, respiration rate, blood pressure, and temperature) will be collected after the subject has been seated or recumbent for at least 5 minutes and before any 12-lead ECG assessment or blood sampling is performed.
- ^o Physical examination at the screening visit and the safety follow-up visit include an evaluation of body systems, including but not limited to the following: skin; head, eyes, ears, nose, and throat; respiratory system; cardiovascular system; abdomen (liver, spleen); lymph nodes; neurological system; and MSK system. Symptom-directed physical examinations can occur at any time during the study if triggered by adverse events or if deemed necessary by the investigator.
- ^p Twelve-lead ECGs will be performed after subjects have been recumbent for at least 5 minutes. Twelve-lead ECGs will be performed after the measurement of vital signs and before any procedures that may affect heart rate (eg, blood sampling).
- ^q For the screening visit, subjects will be required to fast for at least 4 hours prior to laboratory blood samples being taken.
- ^r Subjects will be screened for any contraindications to MRI as per clinic standard practice.
- ^s The MRI at the ET visit will not be repeated if an MRI was completed during the previous 8 weeks.
- ^t The choice of the muscle(s) to be biopsied in this study will be determined by the investigator, informed by skeletal muscle MRI during screening. The bilateral vastus lateralis, vastus medialis, lateral gastrocnemius, medial gastrocnemius, and tibialis anterior will be evaluated for eligibility by

Fulcrum Therapeutics

Losmapimod

Protocol FIS-002-2019, Version 4.0 (COVID-19 Pandemic Emergency Amendment)

10 April 2020

MRI using a central reader. Only those muscles that are STIR positive with the predetermined range of muscle fat fraction will be eligible for biopsy. The 12 patients who rolled over at Week 24 will not undergo the Week 36 muscle biopsy.

- ^u Blood samples for PK will be collected at Day 1 (baseline), Week 4, Week 16, and Week 36 at the following time points: immediately predose and 4 hours (± 30 minutes) after administration of the study dose. Blood samples will also be taken, when feasible, after dosing during the Week 12, Week 24, and Week 48 visits, preferably ≥ 1 hour after dosing.
- ^v Blood samples for target engagement will be collected on Day 1 (baseline), and Week 16 or Week 36, at the following time points: immediately predose and 4 hours (± 30 minutes) after administration of the study dose.

- ^x The appropriate amount of study drug supply (losmapimod or placebo) will be given to the subject at each applicable visit to allow for dosing until their next scheduled study visit plus additional tablets to cover the visit window. Study drug (losmapimod or placebo) will be administered as 2 tablets taken twice daily and should be taken with food. Subject diaries may only be used for a portion of the placebo-controlled portion of the trial to record the date and time of each dose taken. This information may also be used to calculate compliance. Subjects will record the date and time of each dose of study drug taken (losmapimod or placebo) in the subject diary. Subjects may be provided additional study drug via courier service, as applicable.
- ^y Subjects who are rolling over into the OLE will be dispensed open label losmapimod at the time of the rollover visit. Subjects may be provided open label losmapimod via courier or shipping service, as applicable.
- ^z All medications taken within 28 days before screening through the safety follow-up visit will be recorded.
- ^{aa} Large window given to accommodate the COVID-19 pandemic.
- ^{bb} It is optional to perform coagulation studies prior to muscle biopsies. Refer to your institutional guidelines.

Fulcrum Therapeutics

Losmapimod

Protocol FIS-002-2019, Version 4.0 (COVID-19 Pandemic Emergency Amendment)

10 April 2020

Table 13-2 Schedule of Events: Open-Label Extension (Visits will Occur Quarterly Until Study Drug Approval or Study Is Discontinued)

Procedure	Week 60 Week 108 Week 156 Week 204	Week 72 Week 120 Week 168 Week 216	Week 84 Week 132 Week 180	Week 96 Week 144 Week 192	ET Visit^a	Safety Follow-Up 7 Days After the Last Dose of Study Drug
Visit Window (days)^b	±7	±7	±7	±7		±3
Weight, height, and BMI ^c		X				
Urine pregnancy test ^e	X	X	X	X	X	X
Vital signs ^f	X	X	X	X	X	X
Physical examination ^g						X
Standard 12-lead ECG ^h	X	X	X	X	X	X
Serum chemistry	X	X	X	X	X	X
Hematology	X	X	X	X	X	X
Urinalysis	X	X	X	X	X	X
MSK MRI ⁱ		X		X	X ^j	
PK sampling ^k	X	X	X	X	X	
RWS	X	X	X	X	X	X
TUG (classic and FSHD)	X	X	X	X	X	X
Manual dynamometry	X	X	X	X	X	X
MFM Domain 1	X	X	X	X	X	
FSHD-HI questionnaire	X	X	X	X	X	X
PGIC questionnaire	X	X	X	X	X	X
Clinic visit	X	X	X	X	X	X

Fulcrum Therapeutics

Losmapimod

Protocol FIS-002-2019, Version 4.0 (COVID-19 Pandemic Emergency Amendment)

10 April 2020

Procedure	Week 60 Week 108 Week 156 Week 204	Week 72 Week 120 Week 168 Week 216	Week 84 Week 132 Week 180	Week 96 Week 144 Week 192	ET Visit^a	Safety Follow-Up 7 Days After the Last Dose of Study Drug
Study drug dispensation ^m	X	X	X	X		
Study drug count	X	X	X	X	X	
Concomitant medications ⁿ	<i>Continuous from signing the ICF through the safety follow-up visit</i>					
Concomitant treatments and procedures	<i>Continuous from signing the ICF through the safety follow-up visit</i>					
Adverse event monitoring	<i>Continuous from signing the ICF through the safety follow-up visit</i>					

Abbreviations: BMI, body mass index; ECG, electrocardiogram; ET, early termination; FSHD, facioscapulohumeral muscular dystrophy; FSHD-HI, Facioscapulohumeral Muscular Dystrophy Health Index; ICF, informed consent form; MFM, Motor Function Measure; MRI, magnetic resonance imaging; MSK, musculoskeletal; OLE, open-label extension; PGIC, Patients' Global Impression of Change; PK, pharmacokinetic(s); RWS, Reachable Work Space; TUG, Timed Up and Go.

- ^a If a subject prematurely discontinues study treatment during the OLE, they will be encouraged to remain in the study and continue with all other aspects of the study. If a subject decides to prematurely discontinue study treatment during the OLE and not continue with all other aspects of the study, they will be considered to have withdrawn from the study. If a subject withdraws from the study during the OLE, they will be asked to complete the ET visit as soon as possible after the decision to terminate study participation and to complete the safety follow-up visit 7 (\pm 3) days after their last dose of study drug. If the ET visit will be scheduled more than 7 days after the last dose of study drug, the safety follow-up and ET visits may be combined, with no duplication of assessments required.
- ^b Scheduled visits may be split over 2 days if required, with a maximum of 5 business days in between visits. Unscheduled visits may be performed if clinically indicated. Subjects can travel for MRI or muscle biopsy if needed, but the use of a study-approved MRI scanner should be consistent during the trial.
- ^c Weight and height will be measured and BMI will be calculated once a year (ie, Week 48, Week 96, Week 144, etc.). Weight and height will be measured with shoes off and preferably with the same balance.

^e Urine pregnancy tests will be performed for all female subjects of child-bearing potential before dispensation of study drug. If pregnancy is found, subjects must be terminated from the study effective immediately.

^f Vital signs (pulse rate, respiration rate, blood pressure, and temperature) will be collected after the subject has been seated or recumbent for at least 5 minutes and before any 12-lead ECG assessment or blood sampling is performed.

^g Physical examination at the safety follow-up visit includes an evaluation of body systems, including but not limited to the following: skin; head, eyes, ears, nose, and throat; respiratory system; cardiovascular system; abdomen (liver, spleen); lymph nodes; neurological system; and MSK

Fulcrum Therapeutics

Losmapimod

Protocol FIS-002-2019, Version 4.0 (COVID-19 Pandemic Emergency Amendment)

10 April 2020

system. Symptom-directed physical examinations can occur at any time during the study if triggered by adverse events or if deemed necessary by the investigator.

- ^h Twelve-lead ECGs will be performed after subjects have been recumbent for at least 5 minutes. Twelve-lead ECGs will be performed after the measurement of vital signs and before any procedures that may affect heart rate (eg, blood sampling).

^j The MRI at the ET visit will not be repeated if an MRI was completed during the previous 12 weeks.

^k Blood samples for PK will be collected after dosing at each clinic visit, preferably ≥ 1 hour after dosing.

^l Blood samples may be used to aid in the discovery of potential biomarkers of FSHD disease activity and treatment effects.. Serum and plasma samples taken twice a year (ie, every 24 weeks [Week 72, Week 96, Week 120, Week 144, Week 168, etc.]) will be used.

^m The appropriate amount of study drug supply (losmapimod) will be given to the subject at each applicable visit to allow for dosing until their next scheduled study visit plus additional tablets to cover the visit window or additional study drug will be provided to the subject via a courier, as applicable. Study drug (losmapimod) will be administered as 2 tablets taken twice daily and should be taken with food.

ⁿ All medications taken within 28 days before screening through the safety follow-up visit will be recorded.

Fulcrum Therapeutics

Losmapimod

Protocol FIS-002-2019, Version 4.0 (COVID-19 Pandemic Emergency Amendment)

10 April 2020

13.2 Appendix: Drugs Potentially Affecting Muscle Function

Potential list of drug(s) or supplements that may affect muscle function includes, but is not limited to, the following:

1. Statins
2. Steroids
3. Testosterone or other growth hormone agonists
4. Beta-agonists
5. Creatine
6. Colchicine
7. Benzylpenicillin

To: Principal Investigators and Study Coordinators of ReDUX4

Re: Protocol V2.0 dated 30 Jul 2019

This memo is being provided to sites in the USA, Canada, France and Spain to explain the gap in protocols between Protocol V1.0 and Protocol V3.0.

Protocol FIS-002-2019 was first submitted as V1.0 dated 27 Mar 2019 for approval to all competent authorities and ethics committees. This original version was submitted in all countries: USA, Canada, France, Spain, and Germany. In the USA, Canada, France and Spain, the subsequent protocol version was Protocol V3.0 dated 27 Nov 2019. Protocol V2.0 dated 30 Jul 2019 was only provided to Germany to submit for approvals. Sites in the USA, Canada, France and Spain did not receive Protocol V2.0; therefore, there will be no documentation related to this version in the Investigator Site Files. Due to the addition of the open-label extension phase, Fulcrum decided to bypass submission of Protocol V2.0 in the USA, Canada, France and Spain and go directly to Protocol V3.0 and related ICF, which added the open-label extension. Sites in the USA, Canada, France, and Spain received Protocol V3.0 dated 27 Nov 2019 directly.

Please file this memo accordingly.

Fulcrum Therapeutics

Losmapimod

Protocol FIS-002-2019, Version 3.0

27 November 2019

SUMMARY OF CHANGES TO THE PROTOCOL

Protocol History	
Version and Date of Protocol	Comments
Version 1.0, 27 March 2019	Original version
Version 2.0, 30 July 2019	<ul style="list-style-type: none"> • Clarified benefit/risk ratio • Clarified exclusion criterion #18 • Clarified unblinding procedure in the event of an emergency • Added instructions for missed doses and study drug compliance details • Added adverse events of special interest and stopping criteria for abnormal liver tests • Updated the process for calculating the number of D4Z4 repeats • Updated language for the analysis of the primary endpoint and secondary endpoints to match the statistical analysis plan • Clarified collection time points in the schedule of events • Updated language referencing regulatory authorities • Clarified that the sponsor has no plans to provide study drug to subjects after study closure or termination
Version 3.0, 27 November 2019	<ul style="list-style-type: none"> • Added an open-label extension (OLE) to the protocol. Added language to differentiate the placebo-controlled treatment period part of the study versus the OLE part of the study. Clarified that baseline is prior to the first dose in the placebo-controlled treatment period.

Fulcrum Therapeutics

Losmapimod

Protocol FIS-002-2019, Version 3.0

27 November 2019

	<ul style="list-style-type: none">• Change from baseline in lean muscle tissue volume and fat fraction in FSHD1 subjects, as measured by musculoskeletal (MSK) magnetic resonance imaging (MRI), changed from exploratory objective/endpoint to a secondary objective/endpoint and revised to include muscle fat infiltration (MFI).• Increased the number of randomized subjects from approximately 66 to approximately 76.• Clarified that for scheduled study visits that are split over 2 days, the visits may not be more than 5 business days apart.• Clarified that subjects can travel for MRI or muscle biopsy if needed, but the use of a study-approved MRI scanner should be consistent during the trial.• Clarified in inclusion criterion #3 that “appropriate documentation” is documentation from an accredited laboratory.• Clarified in inclusion criterion #4 that a RICCI score between 2 and 4 does not include subjects that use wheelchairs or walkers for any reason.• Clarified in exclusion criterion #12 that that subjects should not be vaccinated with a live attenuated vaccine throughout the study.• Added clarifications on the identity of investigational product, study drug packaging, study drug accountability, and compliance.• Clarified pregnancy reporting.
--	---

Fulcrum Therapeutics
Protocol FIS-002-2019, Version 3.0

Losmapimod
27 November 2019

	<ul style="list-style-type: none"> Removed collection of blood sample for coagulation at the early termination visit and 7-day safety follow up visit. Clarified that a full physical examination will be performed at the screening visit and the 7-day safety follow up visit and a symptom directed physical examination will be performed at all other visits. Added additional details for the safety and tolerability endpoint. Revised the secondary and exploratory endpoints to include specific time points. Clarified that functional workspace is a part of the reachable workspace (RWS) assessment
--	--

Key changes to the current version of the protocol are summarized below:

Change and Rationale	Affected Sections
An OLE was added to this protocol to assess long-term safety, tolerability, and efficacy of losmapimod treatment in subjects with FSHD1.	Study Title; Sections 1 through 7; Figure 3-1; Table 13-1; Table 13-2
Added details on length of dosing in prior clinical studies.	Section 1.5

Fulcrum Therapeutics

Losmapimod

Protocol FIS-002-2019, Version 3.0

27 November 2019

Change and Rationale	Affected Sections
The change from baseline in lean muscle tissue volume (clarified as lean muscle volume [LMV]) and fat fraction (clarified as muscle fat fraction [MFF]) in FSHD1 subjects, as measured by MSK MRI, was changed from an exploratory objective/endpoint to a secondary objective/endpoint and was revised to also include muscle fat infiltration (MFI). It is anticipated that changes in MRI will take longer to detect than changes in DUX4 expression on skeletal muscle biopsy. Evaluation of changes in MRI throughout the study will inform whether treatment with losmapimod could slow disease progression by protecting and/or restoring skeletal muscle and therefore was elevated to a secondary objective/endpoint.	Section 2; Section 7
Added text regarding exploratory biomarker testing to the study design.	Section 3.1.1
Clarified that for scheduled visits that are split over 2 days, the visits must be no more than 5 business days apart.	Section 3.1.1; Table 13-1
Clarified that subjects can travel for MRI or muscle biopsy if needed, but the use of a study-approved MRI scanner should be consistent during the trial.	Section 3.1.1; Table 13-1
Clarified in the study design that the change from baseline in aberrant DUX4 activity will be evaluated in skeletal muscle.	Section 3.1.1
Revised the schematic of study design for the placebo-controlled treatment to reflect the increased number of randomized subjects and the OLE.	Figure 3-1

Fulcrum Therapeutics
Protocol FIS-002-2019, Version 3.0

Losmapimod
27 November 2019

Change and Rationale	Affected Sections
The number of randomized subjects was increased from 66 (33 subjects per group) to 76 (38 subjects per group) to assess for a somewhat smaller effect size, to allow more patients to participate, and to allow for better assessment of potential efficacy trends in MRI endpoints. Based on current estimates, an effect size of 0.70 will enable assessment of change for a sample size of 68 subjects (34 subjects per group) plus an additional 10% of subjects with no evaluable data for a total of 76 subjects (38 subjects per group).	Section 3.1.1; Figure 3-1; Section 4.1; Section 7.3
Clarified the rationale for the study design.	Section 3.2.2
Clarified that study drug should be taken with food.	Section 3.1.1; Table 13-1
Clarified that genetic confirmation must be obtained before the subject is randomized and before the baseline muscle biopsy is performed. Clarified that genetic confirmation documentation must come from an accredited laboratory.	Section 4.1.1; Section 6.4.7; Table 13-1
Added text to inclusion criterion #4 to clarify that for subjects with a RICCI score between 2 and 4, subjects who use a wheelchair or walker for any activity are not permitted to enroll in the study; this is to ensure that the enrolled population can complete all assessments. Added this clarification, as well as clarification that the RICCI score will be assigned according to the worst clinical assessment on physical examination, to Section 6.4.8 and Table 13-1. Also added a RICCI score assessment at Week 24 in Table 13-1.	Section 4.1.1; Section 6.4.8; Table 13-1

Fulcrum Therapeutics
Protocol FIS-002-2019, Version 3.0

Losmapimod
27 November 2019

Change and Rationale	Affected Sections
Added to exclusion criterion #12 that subjects should not be vaccinated with a live attenuated vaccine throughout the study.	Section 4.1.2
Details on the identity of investigational product and study drug packaging were added.	Section 5.3; Section 5.4.1
Clarified study drug accountability, stating that during the study each subject will be provided a sufficient quantity of study drug to allow for dosing until their next scheduled study visit plus additional tablets to cover the visit window.	Section 5.4.1; Section 5.4.2; Table 13-1
Clarified that the investigator, study staff, subjects, and monitor will remain blinded to the treatment until study closure. The sponsor and/or its designee will remain blinded to the treatment until after all subjects have completed the Week 24 visit (or have discontinued) and the database from the placebo-controlled treatment period has been locked for statistical analyses, after which time they will be unblinded.	Section 5.6
Revised the language for determining treatment compliance and removed this language from Table 13-1.	Section 5.7; Table 13-1
Clarified that muscle biopsy tissues will be used to measure other gene transcripts and may be used to measure proteins related to the pathology of FSHD as part of exploratory biomarker endpoints.	Section 6.1.1
Clarified that baseline is prior to the first dose in the placebo-controlled treatment period.	Section 6.2.2; Section 7.6.2

Fulcrum Therapeutics
Protocol FIS-002-2019, Version 3.0

Losmapimod
27 November 2019

Change and Rationale	Affected Sections
Moved medical history assessment to its own section. Added that FSHD-specific history will also be assessed.	Section 6.2.3; Table 13-1
Clarified that a full physical examination will be performed at the screening visit and the 7-day safety follow-up visit and that symptom-directed physical examinations can occur at any time during the study.	Section 6.2.5; Table 13-1
Updated the text that biopsy tissue evaluated for drug target engagement will not be stimulated with sorbitol.	Section 6.3.2
Clarified that RWS includes the functional workspace, where patients are instructed to touch certain parts of their body and are rated on their ability to complete this task.	Section 6.4.1
Clarified that pregnancy should be reported using the paper Pregnancy Initial Report Form rather than following SAE reporting procedures.	Section 6.6
Clarified that separate statistical analysis plans (SAPs) will be prepared for each treatment period of the study and that analyses will be generated separately for the placebo-controlled treatment period and the OLE.	Section 7
Revised the secondary endpoints to include the MSK MRI endpoint and to add additional detail for the safety and tolerability endpoint. Revised the secondary and exploratory endpoints to include specific time points.	Section 7.1.2; Section 7.1.3

Fulcrum Therapeutics
Protocol FIS-002-2019, Version 3.0

Losmapimod
27 November 2019

Change and Rationale	Affected Sections
Revised text to indicate that details of a multiplicity adjustment, if any, will be fully described in the SAP(s).	Section 7.6
Added text for the analysis of target engagement to describe that within-group least-square (LS) means, the associated standard errors and 2-sided 95% CIs, treatment differences in LS means and the associated 2-sided 95% CIs, and 2-sided p-values will be derived from the analysis of covariance model and presented in the tables.	Section 7.6.4
Added that a list of protocol deviations (major or minor) will be finalized prior to each database lock.	Section 7.6.6
Removed the collection of a blood sample for coagulation from early termination and safety follow-up visits in the placebo-controlled treatment period as coagulation results are only needed prior to a muscle biopsy.	Table 13-1
Added study drug dispensation at Week 24 for subjects who are rolling over into the OLE.	Table 13-1
Clarified that body mass index will be calculated at the screening visit.	Table 13-1
Clarified that the choice of the muscle(s) to be biopsied in this study will be determined by the investigator, informed by skeletal muscle MRI during screening and that only those muscles that are short tau inversion recovery (STIR) positive with the predetermined range of MFF will be eligible for biopsy.	Table 13-1

Fulcrum Therapeutics
Protocol FIS-002-2019, Version 3.0

Losmapimod
27 November 2019

Change and Rationale	Affected Sections
Added language to clarify which parts of the study will be performed as part of the placebo-controlled treatment period versus the OLE.	Throughout
Typographical and administrative changes were also made to improve the clarity of the document.	Throughout

Fulcrum Therapeutics
Protocol FIS-002-2019, version 2.0

Losmapimod
24 July 2019

SUMMARY OF CHANGES TO THE PROTOCOL

Protocol History	
Version and Date of Protocol	Comments
Version 1, 27 March 2019	Original version
Version 2.0 24 July 2019	<ul style="list-style-type: none"> • Clarified benefit/risk ratio • Clarified exclusion criterion #18 • Added instructions for missed doses and study drug compliance details. • Added adverse events of special interest and stopping criteria for abnormal liver tests • Updated the process for calculating the number of D4Z4 repeats • Updated language for the analysis of the primary endpoint and secondary endpoints to match the statistical analysis plan • Clarified collection time points in the schedule of events • Updated language referencing regulatory authorities

Key changes to the current version of the protocol are summarized below.

Change and Rationale	Affected Sections
Clarification of benefit/risk ratio in regard to adverse events expected for the class of P38 inhibitors and adverse events reported in specific populations studied.	Section 1.5

Fulcrum Therapeutics
Protocol FIS-002-2019, version 2.0

Losmapimod
24 July 2019

Change and Rationale	Affected Sections
Clarified the participation in concurrent clinical trials in exclusion criterion #18. Patients will be excluded if they are currently participating in a prospective study with an investigational product, whether it concerns an experimental drug or a medical device. However, concurrent participation in natural history studies (non-drug, non-device studies) may be acceptable if confirmed in writing by the sponsor.	Section 4.1.2
Added instructions for missing a dose of study drug	Section 5.2
Added study drug compliance details.	Section 5.7; Table 13-1
Added adverse events of special interest (AESIs) and described liver tests and stopping criteria to be consistent with the investigator's brochure. Added AESIs as a secondary endpoint and to safety analyses.	Section 3.1; Section 6.2.1.3; Section 6.2.1.5; Section 7.2; Section 7.7.5
Updated the process for calculating the number of D4Z4 repeats, which will be calculated by a diagnostic laboratory. The site will enter the number of repeats into the IRT system. Removed reference to using a calculator from Inclusion Criterion #3	Section 4.1.1; Section 6.4.7
Updated text in Section 3.1, Section 6.3.1, and footnote "q" in the schedule of events table to clarify that PK samples collected Weeks 12 and 24 should be obtained after dosing, preferably ≥ 1 hour after dosing.	Section 3.1; Section 6.3.1; Table 13-1

Fulcrum Therapeutics

Losmapimod

Protocol FIS-002-2019, version 2.0

24 July 2019

Change and Rationale	Affected Sections
Updated text in Section 6.4.9 and footnote “s” in the schedule of events table to clarify that serum and plasma samples collected at Weeks 4, 12, 16, and 24 can be obtained predose or postdose.	Section 6.4.9; Table 13-1
Updated text in the analysis of the primary endpoint to match the statistical analysis plan and updated text in the analysis of secondary endpoints to state that endpoints with multiple post-baseline assessments are to be analyzed using a mixed-effect model for repeated measures to match the statistical analysis plan.	Section 7.7.1; Section 7.7.2
Updated language referencing regulatory authorities	Section 9.3; Section 10.1; Section 10.2; Section 10.3
Typographical and administrative changes were also made to improve the clarity of the document.	Throughout