

Comparative effectiveness of tirzepatide vs sitagliptin in individuals at cardiovascular risk

NCT07203677

15th October 2025

1. Title Page

Title	Comparative effectiveness of tirzepatide vs sitagliptin in individuals at cardiovascular risk.
Research question & Objectives	The aim of this study is to assess the comparative effectiveness of tirzepatide vs sitagliptin in preventing atherosclerotic cardiovascular events in patients with type 2 diabetes and atherosclerotic cardiovascular disease.
Protocol version	Version 2
Last update date	October 15, 2025
Contributors	Primary investigators contact information: Dr. Nils Krüger, nkruger1@bwh.harvard.edu Dr. Shirley Wang, swang1@bwh.harvard.edu Contributor names: Dr. Krüger implemented the study design in the Aetion Evidence Platform. He is responsible for the validity of the design and analytic choices. All implementation steps are recorded and the implementation history is archived in the platform.
Study registration	Site: ClinicalTrials.gov and Open Science Framework Identifier: NCT07203677, osf.io/zmfke
Sponsor	Organization: N/A Contact: N/A
Conflict of interest	Dr. Krüger has no conflict of interest. Dr. Wang has consulted for Cytel Incs, Exponent Inc, and MITRE an FFRDC for Centers for Medicare and Medicaid for unrelated work.

Table of contents	
1. Title Page	1
2. Abstract	4
3. Amendments and updates	4
4. Rationale and background	5
5. Research question and objectives	5
Table 2. Research questions and objectives	5
6. Research methods	7
6.1 Study design	7
6.2 Study design diagram (Figure 1).	8
6.3 Setting	9
6.3.1 Context and rationale for definition of time 0 (and other primary time anchors) for entry to the study population	9
6.3.2 Context and rationale for study inclusion criteria:	9
6.3.3 Context and rationale for study exclusion criteria	9
6.4 Variables	9
6.4.1 Context and rationale for exposure(s) of interest	9
6.4.2 Context and rationale for outcome(s) of interest	9
6.4.3 Context and rationale for follow-up	10
Table 1. Operational definitions of follow-up	10
6.4.4 Context and rationale for covariates (confounding variables and effect modifiers, e.g. risk factors, comorbidities, comedications)	11
Table 2. Operational definitions of covariates	11
6.5 Data analysis	40
6.5.1 Context and rationale for analysis plan	40
Table 3. Analysis specification	40
Table 4. Sensitivity analyses – rationale, strengths and limitations	42
6.6 Data sources	43
6.6.1 Context and rationale for data sources	43
Table 5. Metadata about data sources and software	44
6.7 Data management	44
6.8 Quality control	46
6.9 Study size and feasibility	47
7. Limitation of the methods	47
8. Protection of human subjects	47

9. References	47
10. Appendices	49
1 Target Trial Framework, Operational Definitions, and Data Fitness Assessment	49
2 Code algorithms	49
3 Flowchart for cohort assembly	49
4 1st feasibility assessment	49
5 2nd feasibility assessment	49
6 Balance Assessment - PS Distribution and C-Statistic	49
7 Balance Assessment - Table 1	49

2. Abstract

This is a non-randomized, non-interventional study that is part of the *Randomized Controlled Trials Duplicated Using Prospective Longitudinal Insurance Claims: Applying Techniques of Epidemiology* (RCT-DUPLICATE) initiative (www.rctduplicate.org) of the Brigham and Women's Hospital, Harvard Medical School. It is intended to assess the comparative effectiveness of tirzepatide vs sitagliptin as a placebo proxy, after the pivotal RCT SURPASS-CVOT ([NCT04255433](https://clinicaltrials.gov/ct2/show/study/NCT04255433)) and its emulation ([NCT07088718](https://clinicaltrials.gov/ct2/show/study/NCT07088718)) demonstrated non-inferiority, leaving both regulators and clinical guideline committees uncertain whether to approve and recommend tirzepatide for a cardiovascular indication. This comparative effectiveness target trial described below draws from eligibility criteria from the SURPASS-CVOT trial and its emulation. Although many features of the target trial cannot be directly replicated in healthcare claims, key design features, including outcomes, exposures, and inclusion/exclusion criteria, were selected to proxy those features from the target trial. Randomization cannot be achieved in healthcare claims data but was proxied through a statistical balancing of measured covariates according to standard practice.

The database study will be a new-user active-comparative study, conducted using 2 national United States claims databases, where we compare the effect of tirzepatide vs sitagliptin in preventing atherosclerotic cardiovascular events. Clinical guidelines during the study period recommended both agents under investigation as second-line options for glucose lowering and were similarly costly.

The study will use two data sources: Optum Clinformatics and Merative MarketScan.

Optum: Study period between May 13, 2022 to May 31, 2025.

MarketScan: Study period between May 13, 2022 to December 31, 2023.

3. Amendments and updates

Version date	Version number	Section of protocol	Amendment or update	Reason
1	September 22, 2025			
2	October 15, 2025	6.5.1	Added subgroups for sex and age.	Exploratory analyses investigating potential effect measure modification by sex and age.

4. Rationale and background

The purpose of this protocol is to specify the target trial assessing the comparative effectiveness of the dual glucose-dependent insulinotropic polypeptide (GIP) and glucagon-like peptide-1 receptor agonist (GLP-1-RA) tirzepatide vs the dipeptidyl peptidase-4 inhibitors (DPP4i) sitagliptin on atherosclerotic cardiovascular end points in patients with type 2 diabetes and atherosclerotic cardiovascular disease.

The GIP/GLP-1-RA tirzepatide became available on May 13, 2022, when it was approved to treat T2DM.¹ A year later, on November 8, 2023 tirzepatide was approved for chronic weight management in adults with obesity or overweight who also have at least one weight-related comorbid condition, such as hypertension, dyslipidemia, T2DM, obstructive sleep apnea, or CVD. On December 20 2024, tirzepatide was approved to treat moderate to severe obstructive sleep apnea (OSA) in adults with obesity, to be used in combination with a reduced-calorie diet and increased physical activity.

Sitagliptin was specifically chosen as an active comparator that could proxy for placebo because a major randomized controlled trial on cardiovascular outcomes demonstrated that it does not affect the cardiovascular outcomes under investigation.² This contrasts with other DPP4i such as saxagliptin, which has raised concerns regarding potential increased risks of heart failure,³⁻⁶ and linagliptin, which is commonly prescribed for patients with renal impairment because it does not require dose modifications based on kidney function, potentially leading to increased confounding compared to sitagliptin.^{7,8} Sodium-glucose cotransporter-2 (SGLT2) inhibitors would not be a neutral comparator, as they significantly reduce clinically important kidney events, kidney failure, and cardiovascular events.⁹⁻¹² Sulfonylureas (SUs), though inexpensive and widely used, are a poor comparator in cardiovascular outcome studies due to their association with hypoglycemia, weight gain, and channeling bias, as they are often prescribed to elderly, lower socioeconomic status patients with higher baseline cardiovascular risk, making direct comparisons to GLP-1-RAs less reliable.¹³

Due to the ongoing discussion about tirzepatide's role in preventing atherosclerotic cardiovascular events, we will focus on the end points of myocardial infarction, stroke, coronary revascularization, and unstable angina in this study. In prior emulations of the SURPASS-CVOT and SUSTAIN-6 trials using the same real-world data sources, design, and analytic infrastructure, results were benchmarked against those of the reference trials, demonstrating highly concordant results for these non-fatal atherosclerotic cardiovascular outcomes. This provided support for the ability to validly evaluate these outcomes in the present study. All-cause mortality will not be included as an end point in this study, as the emulation of SUSTAIN-6 showed divergent results for mortality that were suggestive of residual confounding and informed the development of the current protocol.

5. Research question and objectives

Table 2. Research questions and objectives

A. Research questions and objectives

Objective:	To evaluate the comparative effect of tirzepatide vs sitagliptin at preventing myocardial infarction in patients with type 2 diabetes and atherosclerotic cardiovascular disease when following the inclusion and exclusion criteria of the SURPASS-CVOT trial.
Hypothesis:	We hypothesize that tirzepatide will be superior to sitagliptin at preventing myocardial infarction in patients with type 2 diabetes and atherosclerotic cardiovascular disease.
Population (mention key inclusion-exclusion criteria):	Individuals aged 40 years or older with T2DM and atherosclerotic cardiovascular disease.
Exposure:	Tirzepatide.
Comparator:	Sitagliptin.
Outcome:	Myocardial infarction.
Time (when follow-up begins and ends):	1 day after cohort entry date until the first of outcome, disenrollment, end of study period, discontinuation (45 days grace and risk window), switch between the arms, nursing home admission, 365 days after cohort entry, or start of any other GLP-1-RA.
Setting:	The outcome will be measured from inpatient hospitalizations.
Main measure of effect:	Hazard ratio.

Objective:	To evaluate the comparative effect of tirzepatide vs sitagliptin at preventing stroke in patients with type 2 diabetes and atherosclerotic cardiovascular disease when following the inclusion and exclusion criteria of the SURPASS-CVOT trial.
Hypothesis:	We hypothesize that tirzepatide will be superior to sitagliptin at preventing stroke in patients with type 2 diabetes and atherosclerotic cardiovascular disease.
Population (mention key inclusion-exclusion criteria):	Individuals aged 40 years or older with T2DM and atherosclerotic cardiovascular disease.
Exposure:	Tirzepatide.
Comparator:	Sitagliptin.
Outcome:	Stroke.
Time (when follow-up begins and ends):	1 day after cohort entry date until the first of outcome, disenrollment, end of study period, discontinuation (45 days grace and risk window), switch between the arms, nursing home admission, 365 days after cohort entry, or start of any other GLP-1-RA.
Setting:	The outcome will be measured from inpatient hospitalizations.
Main measure of effect:	Hazard ratio.

Objective:	To evaluate the comparative effect of tirzepatide vs sitagliptin on the composite of myocardial infarction or stroke in patients with type 2 diabetes and atherosclerotic cardiovascular disease when following the inclusion and exclusion criteria of the SURPASS-CVOT trial.
Hypothesis:	We hypothesize that tirzepatide will be superior to sitagliptin at preventing myocardial infarction or stroke in patients with type 2 diabetes and atherosclerotic cardiovascular disease.
Population (mention key inclusion-exclusion criteria):	Individuals aged 40 years or older with T2DM and atherosclerotic cardiovascular disease.
Exposure:	Tirzepatide.
Comparator:	Sitagliptin.
Outcome:	Composite of myocardial infarction or stroke.
Time (when follow-up begins and ends):	1 day after cohort entry date until the first of outcome, disenrollment, end of study period, discontinuation (45 days grace and risk window), switch between the arms, nursing home admission, 365 days after cohort entry, or start of any other GLP-1-RA.
Setting:	The outcome will be measured from inpatient hospitalizations.
Main measure of effect:	Hazard ratio.

Objective:	To evaluate the comparative effect of tirzepatide vs sitagliptin on the composite of myocardial infarction, stroke, coronary revascularization, or hospitalization for unstable angina in patients with type 2 diabetes and atherosclerotic cardiovascular disease when following the inclusion and exclusion criteria of the SURPASS-CVOT trial.
Hypothesis:	We hypothesize that tirzepatide will be superior to sitagliptin at preventing myocardial infarction, stroke, coronary revascularization, or hospitalization for unstable angina in patients with type 2 diabetes and atherosclerotic cardiovascular disease.
Population (mention key inclusion-exclusion criteria):	Individuals aged 40 years or older with T2DM and atherosclerotic cardiovascular disease.
Exposure:	Tirzepatide.
Comparator:	Sitagliptin.
Outcome:	Composite of myocardial infarction, stroke, coronary revascularization, or hospitalization for unstable angina.
Time (when follow-up begins and ends):	1 day after cohort entry date until the first of outcome, disenrollment, end of study period, discontinuation (45 days grace and risk window), switch between the arms, nursing home admission, 365 days after cohort entry, or start of any other GLP-1-RA.

Setting:	The outcome will be measured from inpatient hospitalizations.
Main measure of effect:	Hazard ratio.

B. Research questions for negative controls

Objective:	To evaluate the effect of tirzepatide vs sitagliptin on negative control outcomes, including (1) hernia and (2) lumbar radiculopathy in patients with type 2 diabetes and atherosclerotic cardiovascular disease when following the inclusion and exclusion criteria of the SURPASS-CVOT trial.
Hypothesis:	We hypothesize that tirzepatide will not have a different effect from sitagliptin.
Population (mention key inclusion-exclusion criteria):	Individuals aged 40 years or older with T2DM and atherosclerotic cardiovascular disease. In addition, patients will be excluded with recent hernia or lumbar radiculopathy prior to the follow-up time window (30 days) when studying the negative outcome hernia or lumbar radiculopathy, respectively.
Exposure:	Tirzepatide.
Comparator:	Sitagliptin.
Outcome:	Separate analyses for hernia and lumbar radiculopathy.
Time (when follow-up begins and ends):	1 day after cohort entry date until the first of outcome, disenrollment, end of study period, discontinuation (45 days grace and risk window), switch between the arms, nursing home admission, 365 days after cohort entry, or start of any other GLP-1-RA.
Setting:	The outcome will be measured using diagnosis codes in an inpatient or outpatient setting.
Main measure of effect:	Hazard ratio.

6. Research methods

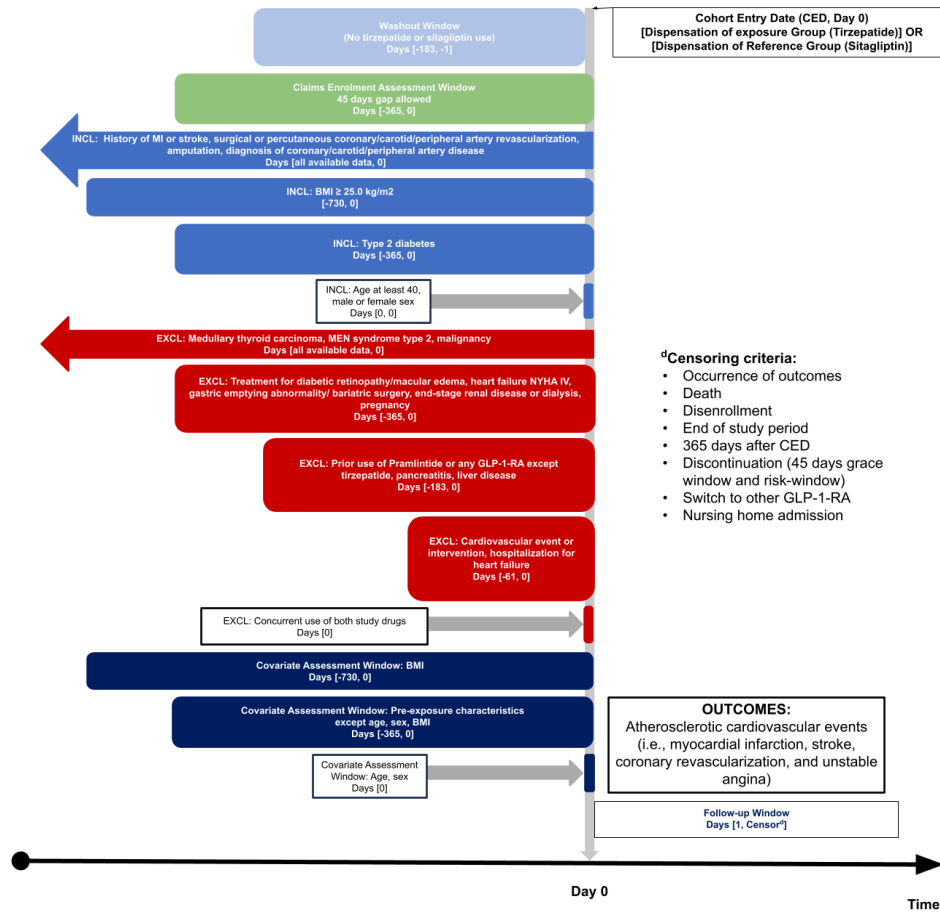
6.1 Study design

Research design (e.g. cohort, case-control, etc.): New user active-comparator cohort study.

Rationale for study design choice: The new user active-comparator design is a powerful design that may be able to address confounding by indication. It accomplishes this, in large part, through judicious selection of an appropriate active-comparator group.^{14,15} While selection of an appropriate comparator in the design phase is crucial, cohort studies often require additional adjustment of measurable confounders. A common method for adjusting for confounding is via a propensity score.

6.2 Study design diagram (Figure 1).

Figure 1. Exposure-based cohort entry where the cohort entry date is selected after application of exclusion criteria



6.3 Setting

6.3.1 Context and rationale for definition of time 0 (and other primary time anchors) for entry to the study population

Time 0 in the database study was defined to emulate randomization to tirzepatide vs sitagliptin in the trial design. See appendix tables 1 and 2a for operational definitions and detailed code algorithms.

6.3.2 Context and rationale for study inclusion criteria:

Study inclusion criteria were defined to emulate the inclusion criteria for the trial. See appendix tables 1 and 2 for operational definitions and detailed code algorithms. A flowchart of the study cohort assembly is provided in appendix 3.

6.3.3 Context and rationale for study exclusion criteria

Study exclusion criteria were defined to emulate the exclusion criteria for the trial. See appendix tables 1 and 2 for operational definitions and detailed code algorithms. A flowchart of the study cohort assembly is provided in appendix 3.

6.4 Variables

6.4.1 Context and rationale for exposure(s) of interest

The exposure and comparator were defined to emulate the agents compared for the trial, tirzepatide vs sitagliptin (active-comparator). See appendix tables 1 and 2 for operational definitions and detailed code algorithms.

Algorithm to define duration of exposure effect:

Assuming the effect of the drug lasts for 45 days after the last day's supply, we allow a 45 days gap between the dispensation (grace period) and also add 45 days at the end of the last day's supply (exposure risk window).

6.4.2 Context and rationale for outcome(s) of interest

The outcomes for the database study were defined to emulate the outcomes of the target trial, i.e., myocardial infarction, stroke, coronary revascularization, or unstable angina. See appendix tables 1 and 2 for operational definitions and detailed code algorithms. PPV for myocardial infarction using ICD9 codes was 94%.¹⁶⁻¹⁸ PPV for ischemic stroke using ICD9 codes was 95%. Both of the above ICD9 codes were mapped to ICD10.¹⁹

Control outcomes of interest include:

1. Hernia (excluding patients with recent outcome prior to the follow-up time window). This is a negative control outcome where no difference in effect is expected for tirzepatide vs sitagliptin.
2. Lumbar radiculopathy (excluding patients with recent outcome prior to the follow-up time window). This is a negative control outcome where no difference in effect is expected for tirzepatide vs sitagliptin.

6.4.3 Context and rationale for follow-up

Both on-treatment (OT) and intention-to-treat (ITT) analyses will be conducted. Adherence in clinical practice databases is expected to be much worse than in the trial, therefore the OT analysis will be the primary analysis. The OT analysis targets the relative hazard of outcomes while on treatment and may more closely emulate the effect observed in highly adherent trial participants. Both OT and ITT analyses will be conducted with up to 1-year follow-up.

Table 1. Operational Definitions of follow-up

follow-up start	Day 1	
follow-up end ¹	Select all that apply	Specify
Date of outcome	Yes	
Date of death	Yes	
End of observation in data	Yes	Date of disenrollment.
Day X following index date (specify day)	Yes	Day 365.
End of study period (specify date)	Yes	Different dates for different databases (Optum: May 31, 2025; MarketScan: December 31, 2023).
End of exposure (specify operational details, e.g. stockpiling algorithm, grace period)	Yes	45 days grace window and 45 days risk window.
Date of add to/switch from exposure (specify algorithm)	Yes	Date of augmentation or switching from an exposure to a comparator and vice versa.
Other date (specify)	Yes	Censor upon nursing home admission or starting any other GLP-1-RA.

¹ follow-up ends at the first occurrence of any of the selected criteria that end follow-up.

6.4.4 Context and rationale for covariates (confounding variables and effect modifiers, e.g. risk factors, comorbidities, comedications)

We identified a series of covariates that were likely confounders due to being strong risk factors for the primary outcome that were associated with choice of treatment. These include demographics, disease severity related variables, comorbid conditions, comedications, frailty, healthcare utilization and markers of health seeking behaviour.

Table 2. Operational Definitions of Covariates

Characteristics	Details	Type of variable	Assessment window	Care Settings ¹	Code Type ²	Diagnosis Position ³	Applied to study populations:	Measurement characteristics / validation	Source for algorithm
Demographics									
Age	Cohort entry year – year of birth, (last observed value in the baseline)	Continuous	[0, 0]	n/a	n/a	n/a	Exposure: Tirzepatide Reference: Sitagliptin	n/a	n/a
Gender	Male, Female (last observed value in the baseline)	Categorical	[0, 0]	n/a	n/a	n/a	Exposure: Tirzepatide Reference: Sitagliptin	n/a	n/a
Race*	White, Black, Other (Asian, Hispanic), Missing/Unknown (last observed value in the baseline)	Categorical	[0, 0]	n/a	n/a	n/a	Exposure: Tirzepatide Reference: Sitagliptin	n/a	n/a

Characteristics	Details	Type of variable	Assessment window	Care Settings ¹	Code Type ²	Diagnosis Position ³	Applied to study populations:	Measurement characteristics / validation	Source for algorithm
Region	Northeast, Midwest/Northern central, South, West (last observed value in the baseline)	Categorical	[0, 0]	n/a	n/a	n/a	Exposure: Tirzepatide Reference: Sitagliptin	n/a	n/a
Lifestyle risk factors									
Smoking / Tobacco use		Binary	[-365, 0]	Any	ICD-10-CM	Any	Exposure: Tirzepatide Reference: Sitagliptin	n/a	Appendix, Covariate – Algorithm
Overweight, if BMI is 25.0 to 29.9		Binary	[-730, 0]	Any	ICD-10-CM	Any	Exposure: Tirzepatide Reference: Sitagliptin	n/a	Appendix, Covariate – Algorithm
Class 1 (low-risk) obesity, if BMI is 30.0 to 34.9		Binary	[-730, 0]	Any	ICD-10-CM	Any	Exposure: Tirzepatide Reference: Sitagliptin	n/a	Appendix, Covariate – Algorithm
Class 2 (moderate-risk) obesity, if BMI is 35.0 to 39.9		Binary	[-730, 0]	Any	ICD-10-CM	Any	Exposure: Tirzepatide Reference: Sitagliptin	n/a	Appendix, Covariate – Algorithm
Class 3 (high-risk) obesity if BMI is equal to or greater than 40		Binary	[-730, 0]	Any	ICD-10-CM	Any	Exposure: Tirzepatide Reference: Sitagliptin	n/a	Appendix, Covariate – Algorithm
Unspecified obesity		Binary	[-730, 0]	Any	ICD-10-CM	Any	Exposure: Tirzepatide Reference: Sitagliptin	n/a	Appendix, Covariate – Algorithm
Diabetes complications									

Characteristics	Details	Type of variable	Assessment window	Care Settings ¹	Code Type ²	Diagnosis Position ³	Applied to study populations:	Measurement characteristics / validation	Source for algorithm
Diabetic retinopathy		Binary	[-365, 0]	Any	ICD-10-CM	Any	Exposure: Tirzepatide Reference: Sitagliptin	n/a	Appendix, Covariate – Algorithm
Diabetic neuropathy		Binary	[-365, 0]	Any	ICD-10-CM	Any	Exposure: Tirzepatide Reference: Sitagliptin	n/a	Appendix, Covariate – Algorithm
Diabetic nephropathy		Binary	[-365, 0]	Any	ICD-10-CM	Any	Exposure: Tirzepatide Reference: Sitagliptin	n/a	Appendix, Covariate – Algorithm
Diabetes with other ophthalmic complications		Binary	[-365, 0]	Any	ICD-10-CM	Any	Exposure: Tirzepatide Reference: Sitagliptin	n/a	Appendix, Covariate – Algorithm
Diabetes with peripheral circulatory disorders		Binary	[-365, 0]	Any	ICD-10-CM	Any	Exposure: Tirzepatide Reference: Sitagliptin	n/a	Appendix, Covariate – Algorithm
Diabetic foot		Binary	[-365, 0]	Any	ICD-10-CM	Any	Exposure: Tirzepatide Reference: Sitagliptin	n/a	Appendix, Covariate – Algorithm
Erectile dysfunction		Binary	[-365, 0]	Any	ICD-10-CM	Any	Exposure: Tirzepatide Reference: Sitagliptin	n/a	Appendix, Covariate – Algorithm
Hypoglycemia		Binary	[-365, 0]	Any	ICD-10-CM	Any	Exposure: Tirzepatide Reference: Sitagliptin	n/a	Appendix, Covariate – Algorithm
Hyperglycemia/DKA/HONK		Binary	[-365, 0]	Any	ICD-10-CM	Any	Exposure: Tirzepatide Reference: Sitagliptin	n/a	Appendix, Covariate – Algorithm

Characteristics	Details	Type of variable	Assessment window	Care Settings ¹	Code Type ²	Diagnosis Position ³	Applied to study populations:	Measurement characteristics / validation	Source for algorithm
Skin infections		Binary	[-365, 0]	Any	ICD-10-CM	Any	Exposure: Tirzepatide Reference: Sitagliptin	n/a	Appendix, Covariate – Algorithm
Cardiovascular-related conditions									
Stable angina		Binary	[-365, 0]	Any	ICD-10-CM	Any	Exposure: Tirzepatide Reference: Sitagliptin	n/a	Appendix, Covariate – Algorithm
Unstable angina		Binary	[-365, 0]	Any	ICD-10-CM	Any	Exposure: Tirzepatide Reference: Sitagliptin	n/a	Appendix, Covariate – Algorithm
Hypertension		Binary	[-365, 0]	Any	ICD-10-CM	Any	Exposure: Tirzepatide Reference: Sitagliptin	n/a	Appendix, Covariate – Algorithm
Hypotension		Binary	[-365, 0]	Any	ICD-10-CM	Any	Exposure: Tirzepatide Reference: Sitagliptin	n/a	Appendix, Covariate – Algorithm
Hyperlipidemia		Binary	[-365, 0]	Any	ICD-10-CM	Any	Exposure: Tirzepatide Reference: Sitagliptin	n/a	Appendix, Covariate – Algorithm
Atrial fibrillation		Binary	[-365, 0]	Any	ICD-10-CM	Any	Exposure: Tirzepatide Reference: Sitagliptin	n/a	Appendix, Covariate – Algorithm
Acute myocardial infarction		Binary	[-365, 0]	Any	ICD-10-CM	Primary	Exposure: Tirzepatide Reference: Sitagliptin	n/a	Appendix, Covariate – Algorithm
Old myocardial infarction		Binary	[-365, 0]	Any	ICD-10-CM	Any	Exposure: Tirzepatide	n/a	Appendix, Covariate – Algorithm

Characteristics	Details	Type of variable	Assessment window	Care Settings ¹	Code Type ²	Diagnosis Position ³	Applied to study populations:	Measurement characteristics / validation	Source for algorithm
							Reference: Sitagliptin		
Cardiac conduction disorder		Binary	[-365, 0]	Any	ICD-10-CM	Any	Exposure: Tirzepatide Reference: Sitagliptin	n/a	Appendix, Covariate – Algorithm
Previous cardiac procedure (CABG, PTCA, Stent)		Binary	[-365, 0]	Any	ICD-10-CM	Any	Exposure: Tirzepatide Reference: Sitagliptin	n/a	Appendix, Covariate – Algorithm
Ischemic stroke		Binary	[-365, 0]	IP	ICD-10-CM	Any	Exposure: Tirzepatide Reference: Sitagliptin	n/a	Appendix, Covariate – Algorithm
PVD diagnosis or surgery PVD		Binary	[-365, 0]	Any	ICD-10-CM	Any	Exposure: Tirzepatide Reference: Sitagliptin	n/a	Appendix, Covariate – Algorithm
Other cardiac dysrhythmia		Binary	[-365, 0]	Any	ICD-10-CM	Any	Exposure: Tirzepatide Reference: Sitagliptin	n/a	Appendix, Covariate – Algorithm
Heart failure		Binary	[-365, 0]	Any	ICD-10-CM	Any	Exposure: Tirzepatide Reference: Sitagliptin	n/a	Appendix, Covariate – Algorithm
Acute heart failure		Binary	[-365, 0]	Any	ICD-10-CM	Any	Exposure: Tirzepatide Reference: Sitagliptin	n/a	Appendix, Covariate – Algorithm
Microalbuminuria/proteinuria		Binary	[-365, 0]	Any	ICD-10-CM	Any	Exposure: Tirzepatide Reference: Sitagliptin	n/a	Appendix, Covariate – Algorithm
Cardiomyopathy		Binary	[-365, 0]	Any	ICD-10-CM	Any	Exposure: Tirzepatide	n/a	Appendix, Covariate – Algorithm

Characteristics	Details	Type of variable	Assessment window	Care Settings ¹	Code Type ²	Diagnosis Position ³	Applied to study populations:	Measurement characteristics / validation	Source for algorithm
							Reference: Sitagliptin		
Valve disorders		Binary	[-365, 0]	Any	ICD-10-CM	Any	Exposure: Tirzepatide Reference: Sitagliptin	n/a	Appendix, Covariate – Algorithm
Valve replacement		Binary	[-365, 0]	Any	ICD-10-CM	Any	Exposure: Tirzepatide Reference: Sitagliptin	n/a	Appendix, Covariate – Algorithm
TIA		Binary	[-365, 0]	Any	ICD-10-CM	Any	Exposure: Tirzepatide Reference: Sitagliptin	n/a	Appendix, Covariate – Algorithm
Edema		Binary	[-365, 0]	Any	ICD-10-CM	Any	Exposure: Tirzepatide Reference: Sitagliptin	n/a	Appendix, Covariate – Algorithm
Venous thromboembolism / Pulmonary embolism		Binary	[-365, 0]	Any	ICD-10-CM	Any	Exposure: Tirzepatide Reference: Sitagliptin	n/a	Appendix, Covariate – Algorithm
Pulmonary hypertension		Binary	[-365, 0]	Any	ICD-10-CM	Any	Exposure: Tirzepatide Reference: Sitagliptin	n/a	Appendix, Covariate – Algorithm
Implantable cardioverter defibrillator		Binary	[-365, 0]	Any	ICD-10-CM	Any	Exposure: Tirzepatide Reference: Sitagliptin	n/a	Appendix, Covariate – Algorithm
Hyperkalemia		Binary	[-365, 0]	Any	ICD-10-CM	Any	Exposure: Tirzepatide Reference: Sitagliptin	n/a	Appendix, Covariate – Algorithm

Characteristics	Details	Type of variable	Assessment window	Care Settings ¹	Code Type ²	Diagnosis Position ³	Applied to study populations:	Measurement characteristics / validation	Source for algorithm
Coronary atherosclerosis		Binary	[-365, 0]	Any	ICD-10-CM	Any	Exposure: Tirzepatide Reference: Sitagliptin	n/a	Appendix, Covariate – Algorithm
Cerebrovascular procedure		Binary	[-365, 0]	Any	ICD-10-CM	Any	Exposure: Tirzepatide Reference: Sitagliptin	n/a	Appendix, Covariate – Algorithm
Insertion of pacemakers / removal of cardiac lead		Binary	[-365, 0]	Any	ICD-10-CM	Any	Exposure: Tirzepatide Reference: Sitagliptin	n/a	Appendix, Covariate – Algorithm
Renal-related conditions									
CKD stage 1-2		Binary	[-365, 0]	Any	ICD-10-CM	Any	Exposure: Tirzepatide Reference: Sitagliptin	n/a	Appendix, Covariate – Algorithm
CKD stage 3-4		Binary	[-365, 0]	Any	ICD-10-CM	Any	Exposure: Tirzepatide Reference: Sitagliptin	n/a	Appendix, Covariate – Algorithm
Unspecified CKD		Binary	[-365, 0]	Any	ICD-10-CM	Any	Exposure: Tirzepatide Reference: Sitagliptin	n/a	Appendix, Covariate – Algorithm
Acute kidney injury		Binary	[-365, 0]	Any	ICD-10-CM	Any	Exposure: Tirzepatide Reference: Sitagliptin	n/a	Appendix, Covariate – Algorithm
Hypertensive nephropathy		Binary	[-365, 0]	Any	ICD-10-CM	Any	Exposure: Tirzepatide Reference: Sitagliptin	n/a	Appendix, Covariate – Algorithm

Characteristics	Details	Type of variable	Assessment window	Care Settings ¹	Code Type ²	Diagnosis Position ³	Applied to study populations:	Measurement characteristics / validation	Source for algorithm
Urinary tract infections		Binary	[-365, 0]	Any	ICD-10-CM	Any	Exposure: Tirzepatide Reference: Sitagliptin	n/a	Appendix, Covariate – Algorithm
Genital infections		Binary	[-365, 0]	Any	ICD-10-CM	Any	Exposure: Tirzepatide Reference: Sitagliptin	n/a	Appendix, Covariate – Algorithm
Urolithiasis (kidney and urinary stones)		Binary	[-365, 0]	Any	ICD-10-CM	Any	Exposure: Tirzepatide Reference: Sitagliptin	n/a	Appendix, Covariate – Algorithm
Other comorbidities									
COPD		Binary	[-365, 0]	Any	ICD-10-CM	Any	Exposure: Tirzepatide Reference: Sitagliptin	n/a	Appendix, Covariate – Algorithm
Asthma		Binary	[-365, 0]	Any	ICD-10-CM	Any	Exposure: Tirzepatide Reference: Sitagliptin	n/a	Appendix, Covariate – Algorithm
Obstructive sleep apnea		Binary	[-365, 0]	Any	ICD-10-CM	Any	Exposure: Tirzepatide Reference: Sitagliptin	n/a	Appendix, Covariate – Algorithm
Serious bacterial infections		Binary	[-365, 0]	Inpatient	ICD-10-CM	Primary	Exposure: Tirzepatide Reference: Sitagliptin	n/a	Appendix, Covariate – Algorithm
Pneumonia		Binary	[-365, 0]	Any	ICD-10-CM	Any	Exposure: Tirzepatide Reference: Sitagliptin	n/a	Appendix, Covariate – Algorithm
Liver disease		Binary	[-365, 0]	Any	ICD-10-CM	Any	Exposure: Tirzepatide	n/a	Appendix, Covariate – Algorithm

Characteristics	Details	Type of variable	Assessment window	Care Settings ¹	Code Type ²	Diagnosis Position ³	Applied to study populations:	Measurement characteristics / validation	Source for algorithm
							Reference: Sitagliptin		
MASH/MASLD		Binary	[-365, 0]	Any	ICD-10-CM	Any	Exposure: Tirzepatide Reference: Sitagliptin	n/a	Appendix, Covariate – Algorithm
Fractures / Falls		Binary	[-365, 0]	Any	ICD-10-CM	Any	Exposure: Tirzepatide Reference: Sitagliptin	n/a	Appendix, Covariate – Algorithm
Osteoporosis		Binary	[-365, 0]	Any	ICD-10-CM	Any	Exposure: Tirzepatide Reference: Sitagliptin	n/a	Appendix, Covariate – Algorithm
Osteoarthritis		Binary	[-365, 0]	Any	ICD-10-CM	Any	Exposure: Tirzepatide Reference: Sitagliptin	n/a	Appendix, Covariate – Algorithm
Depression		Binary	[-365, 0]	Any	ICD-10-CM	Any	Exposure: Tirzepatide Reference: Sitagliptin	n/a	Appendix, Covariate – Algorithm
Dementia		Binary	[-365, 0]	Any	ICD-10-CM	Any	Exposure: Tirzepatide Reference: Sitagliptin	n/a	Appendix, Covariate – Algorithm
Delirium or psychosis		Binary	[-365, 0]	Any	ICD-10-CM	Any	Exposure: Tirzepatide Reference: Sitagliptin	n/a	Appendix, Covariate – Algorithm
Anxiety		Binary	[-365, 0]	Any	ICD-10-CM	Any	Exposure: Tirzepatide Reference: Sitagliptin	n/a	Appendix, Covariate – Algorithm
Sleep disorder		Binary	[-365, 0]	Any	ICD-10-CM	Any	Exposure: Tirzepatide	n/a	Appendix, Covariate – Algorithm

Characteristics	Details	Type of variable	Assessment window	Care Settings ¹	Code Type ²	Diagnosis Position ³	Applied to study populations:	Measurement characteristics / validation	Source for algorithm
							Reference: Sitagliptin		
Anemia		Binary	[-365, 0]	Any	ICD-10-CM	Any	Exposure: Tirzepatide Reference: Sitagliptin	n/a	Appendix, Covariate – Algorithm
Influenza		Binary	[-365, 0]	Any	ICD-10-CM	Any	Exposure: Tirzepatide Reference: Sitagliptin	n/a	Appendix, Covariate – Algorithm
COVID-19		Binary	[-365, 0]	Any	ICD-10-CM	Any	Exposure: Tirzepatide Reference: Sitagliptin	n/a	Appendix, Covariate – Algorithm
Hyperthyroidism and other thyroid gland disorders		Binary	[-365, 0]	Any	ICD-10-CM	Any	Exposure: Tirzepatide Reference: Sitagliptin	n/a	Appendix, Covariate – Algorithm
Hypothyroidism		Binary	[-365, 0]	Any	ICD-10-CM	Any	Exposure: Tirzepatide Reference: Sitagliptin	n/a	Appendix, Covariate – Algorithm
Nephrotic syndrome		Binary	[-365, 0]	Any	ICD-10-CM	Any	Exposure: Tirzepatide Reference: Sitagliptin	n/a	Appendix, Covariate – Algorithm
Urinary incontinence		Binary	[-365, 0]	Any	ICD-10-CM	Any	Exposure: Tirzepatide Reference: Sitagliptin	n/a	Appendix, Covariate – Algorithm
Biliary disease		Binary	[-365, 0]	Inpatient	ICD-10-CM	Primary	Exposure: Tirzepatide Reference: Sitagliptin	n/a	Appendix, Covariate – Algorithm
Pancreatitis		Binary	[-365, 0]	Inpatient	ICD-10-CM	Primary	Exposure: Tirzepatide	n/a	Appendix, Covariate – Algorithm

Characteristics	Details	Type of variable	Assessment window	Care Settings ¹	Code Type ²	Diagnosis Position ³	Applied to study populations:	Measurement characteristics / validation	Source for algorithm
							Reference: Sitagliptin		
Bowel obstruction		Binary	[-365, 0]	Inpatient	ICD-10-CM	Primary	Exposure: Tirzepatide Reference: Sitagliptin	n/a	Appendix, Covariate – Algorithm
Gastroparesis		Binary	[-365, 0]	Any	ICD-10-CM	Any	Exposure: Tirzepatide Reference: Sitagliptin	n/a	Appendix, Covariate – Algorithm
Diabetes medications									
Number of antidiabetic drugs on CED		Continuous	[0, 0]	n/a	generic	n/a	Exposure: Tirzepatide Reference: Sitagliptin	n/a	Appendix, Covariate – Algorithm
Concomitant use or initiation of metformin		Binary	[0, 0]	n/a	generic	n/a	Exposure: Tirzepatide Reference: Sitagliptin	n/a	Appendix, Covariate – Algorithm
Concomitant use or initiation of insulin		Binary	[0, 0]	n/a	generic	n/a	Exposure: Tirzepatide Reference: Sitagliptin	n/a	Appendix, Covariate – Algorithm
Concomitant use or initiation of sulfonylureas		Binary	[0, 0]	n/a	generic	n/a	Exposure: Tirzepatide Reference: Sitagliptin	n/a	Appendix, Covariate – Algorithm
Concomitant use or initiation of DPP4i except sitagliptin		Binary	[0, 0]	n/a	generic	n/a	Exposure: Tirzepatide Reference: Sitagliptin	n/a	Appendix, Covariate – Algorithm
Concomitant use or initiation of SGLT2i		Binary	[0, 0]	n/a	generic	n/a	Exposure: Tirzepatide Reference: Sitagliptin	n/a	Appendix, Covariate – Algorithm

Characteristics	Details	Type of variable	Assessment window	Care Settings ¹	Code Type ²	Diagnosis Position ³	Applied to study populations:	Measurement characteristics / validation	Source for algorithm
Concomitant use or initiation of other glucose-lowering drugs		Binary	[0, 0]	n/a	generic	n/a	Exposure: Tirzepatide Reference: Sitagliptin	n/a	Appendix, Covariate – Algorithm
Past use of metformin		Binary	[-365, -1]	n/a	generic	n/a	Exposure: Tirzepatide Reference: Sitagliptin	n/a	Appendix, Covariate – Algorithm
Past use of insulin		Binary	[-365, -1]	n/a	generic	n/a	Exposure: Tirzepatide Reference: Sitagliptin	n/a	Appendix, Covariate – Algorithm
Past use of sulfonylureas		Binary	[-365, -1]	n/a	generic	n/a	Exposure: Tirzepatide Reference: Sitagliptin	n/a	Appendix, Covariate – Algorithm
Past use of DPP4i except sitagliptin		Binary	[-365, -1]	n/a	generic	n/a	Exposure: Tirzepatide Reference: Sitagliptin	n/a	Appendix, Covariate – Algorithm
Past use of SGLT2i		Binary	[-365, -1]	n/a	generic	n/a	Exposure: Tirzepatide Reference: Sitagliptin	n/a	Appendix, Covariate – Algorithm
Past use of other glucose-lowering drugs		Binary	[-365, -1]	n/a	generic	n/a	Exposure: Tirzepatide Reference: Sitagliptin	n/a	Appendix, Covariate – Algorithm
Heart failure medications									
ACEi / ARB		Binary	[-365, 0]	n/a	generic	n/a	Exposure: Tirzepatide Reference: Sitagliptin	n/a	Appendix, Covariate – Algorithm

Characteristics	Details	Type of variable	Assessment window	Care Settings ¹	Code Type ²	Diagnosis Position ³	Applied to study populations:	Measurement characteristics / validation	Source for algorithm
ARNI		Binary	[-365, 0]	n/a	generic	n/a	Exposure: Tirzepatide Reference: Sitagliptin	n/a	Appendix, Covariate – Algorithm
Thiazides		Binary	[-365, 0]	n/a	generic	n/a	Exposure: Tirzepatide Reference: Sitagliptin	n/a	Appendix, Covariate – Algorithm
Beta-blockers		Binary	[-365, 0]	n/a	generic	n/a	Exposure: Tirzepatide Reference: Sitagliptin	n/a	Appendix, Covariate – Algorithm
Calcium channel blockers		Binary	[-365, 0]	n/a	generic	n/a	Exposure: Tirzepatide Reference: Sitagliptin	n/a	Appendix, Covariate – Algorithm
Digoxin / Digitoxin		Binary	[-365, 0]	n/a	generic	n/a	Exposure: Tirzepatide Reference: Sitagliptin	n/a	Appendix, Covariate – Algorithm
Loop diuretics		Binary	[-365, 0]	n/a	generic	n/a	Exposure: Tirzepatide Reference: Sitagliptin	n/a	Appendix, Covariate – Algorithm
Other diuretics		Binary	[-365, 0]	n/a	generic	n/a	Exposure: Tirzepatide Reference: Sitagliptin	n/a	Appendix, Covariate – Algorithm
Intravenous diuretics		Binary	[-365, 0]	n/a	generic	n/a	Exposure: Tirzepatide Reference: Sitagliptin	n/a	Appendix, Covariate – Algorithm
Nitrates		Binary	[-365, 0]	n/a	generic	n/a	Exposure: Tirzepatide Reference: Sitagliptin	n/a	Appendix, Covariate – Algorithm

Characteristics	Details	Type of variable	Assessment window	Care Settings ¹	Code Type ²	Diagnosis Position ³	Applied to study populations:	Measurement characteristics / validation	Source for algorithm
Other medications									
Anti-arrhythmics		Binary	[-365, 0]	n/a	generic	n/a	Exposure: Tirzepatide Reference: Sitagliptin	n/a	Appendix, Covariate – Algorithm
Statins		Binary	[-365, 0]	n/a	generic	n/a	Exposure: Tirzepatide Reference: Sitagliptin	n/a	Appendix, Covariate – Algorithm
PCSK9 inhibitors and other lipid-lowering drugs		Binary	[-365, 0]	n/a	generic	n/a	Exposure: Tirzepatide Reference: Sitagliptin	n/a	Appendix, Covariate – Algorithm
Antiplatelet agents		Binary	[-365, 0]	n/a	generic	n/a	Exposure: Tirzepatide Reference: Sitagliptin	n/a	Appendix, Covariate – Algorithm
Oral anticoagulants		Binary	[-365, 0]	n/a	generic	n/a	Exposure: Tirzepatide Reference: Sitagliptin	n/a	Appendix, Covariate – Algorithm
COPD/Asthma medication		Binary	[-365, 0]	n/a	generic	n/a	Exposure: Tirzepatide Reference: Sitagliptin	n/a	Appendix, Covariate – Algorithm
NSAIDs		Binary	[-365, 0]	n/a	generic	n/a	Exposure: Tirzepatide Reference: Sitagliptin	n/a	Appendix, Covariate – Algorithm
Oral corticosteroids		Binary	[-365, 0]	n/a	generic	n/a	Exposure: Tirzepatide Reference: Sitagliptin	n/a	Appendix, Covariate – Algorithm

Characteristics	Details	Type of variable	Assessment window	Care Settings ¹	Code Type ²	Diagnosis Position ³	Applied to study populations:	Measurement characteristics / validation	Source for algorithm
Osteoporosis agents (incl. bisphosphonates)		Binary	[-365, 0]	n/a	generic	n/a	Exposure: Tirzepatide Reference: Sitagliptin	n/a	Appendix, Covariate – Algorithm
Opioids		Binary	[-365, 0]	n/a	generic	n/a	Exposure: Tirzepatide Reference: Sitagliptin	n/a	Appendix, Covariate – Algorithm
Anti-depressants		Binary	[-365, 0]	n/a	generic	n/a	Exposure: Tirzepatide Reference: Sitagliptin	n/a	Appendix, Covariate – Algorithm
Antipsychotics		Binary	[-365, 0]	n/a	generic	n/a	Exposure: Tirzepatide Reference: Sitagliptin	n/a	Appendix, Covariate – Algorithm
Anxiolytics/hypnotics, benzodiazepines		Binary	[-365, 0]	n/a	generic	n/a	Exposure: Tirzepatide Reference: Sitagliptin	n/a	Appendix, Covariate – Algorithm
Medication for dementia		Binary	[-365, 0]	n/a	generic	n/a	Exposure: Tirzepatide Reference: Sitagliptin	n/a	Appendix, Covariate – Algorithm
Urinary tract infections antibiotics		Binary	[-365, 0]	n/a	generic	n/a	Exposure: Tirzepatide Reference: Sitagliptin	n/a	Appendix, Covariate – Algorithm
Laxatives		Binary	[-365, 0]	n/a	generic	n/a	Exposure: Tirzepatide Reference: Sitagliptin	n/a	Appendix, Covariate – Algorithm
Healthcare utilization markers									
Number of distinct medications,		Continuous	[-365, 0]	n/a	n/a	n/a	Exposure: Tirzepatide	n/a	Appendix, Covariate – Algorithm

Characteristics	Details	Type of variable	Assessment window	Care Settings ¹	Code Type ²	Diagnosis Position ³	Applied to study populations:	Measurement characteristics / validation	Source for algorithm
median (iqr), mean (sd)							Reference: Sitagliptin		
Number of office visits, median (iqr), mean (sd)		Continuous	[-365, 0]	n/a	n/a	n/a	Exposure: Tirzepatide Reference: Sitagliptin	n/a	Appendix, Covariate – Algorithm
Number of endocrinologist visits, median (iqr), mean (sd)		Continuous	[-365, 0]	n/a	n/a	n/a	Exposure: Tirzepatide Reference: Sitagliptin	n/a	Appendix, Covariate – Algorithm
Number of cardiologist visits, median (iqr), mean (sd)		Continuous	[-365, 0]	n/a	n/a	n/a	Exposure: Tirzepatide Reference: Sitagliptin	n/a	Appendix, Covariate – Algorithm
Number of internal medicine/family medicine visits, median (iqr), mean (sd)		Continuous	[-365, 0]	n/a	n/a	n/a	Exposure: Tirzepatide Reference: Sitagliptin	n/a	Appendix, Covariate – Algorithm
Number of Electrocardiograms, median (iqr), mean (sd)		Continuous	[-365, 0]	n/a	n/a	n/a	Exposure: Tirzepatide Reference: Sitagliptin	n/a	Appendix, Covariate – Algorithm
Number of Echocardiograms, median (iqr), mean (sd)		Continuous	[-365, 0]	n/a	n/a	n/a	Exposure: Tirzepatide Reference: Sitagliptin	n/a	Appendix, Covariate – Algorithm
Pharmacy out-of-pocket cost, median (iqr),		Continuous	[-365, 0]	n/a	n/a	n/a	Exposure: Tirzepatide Reference: Sitagliptin	n/a	Appendix, Covariate – Algorithm

Characteristics	Details	Type of variable	Assessment window	Care Settings ¹	Code Type ²	Diagnosis Position ³	Applied to study populations:	Measurement characteristics / validation	Source for algorithm
mean (sd)									
Unique brand medications, median (iqr), mean (sd)**		Continuous	[-365, 0]	n/a	n/a	n/a	Exposure: Tirzepatide Reference: Sitagliptin	n/a	Appendix, Covariate – Algorithm
Unique generic medications, median (iqr), mean (sd)**		Continuous	[-365, 0]	n/a	n/a	n/a	Exposure: Tirzepatide Reference: Sitagliptin	n/a	Appendix, Covariate – Algorithm
Ratio of unique brand to generic medications, median (iqr), mean (sd)		Continuous	[-365, 0]	n/a	n/a	n/a	Exposure: Tirzepatide Reference: Sitagliptin	n/a	Appendix, Covariate – Algorithm
Healthy behavior markers									
Colonoscopy / Sigmoidoscopy		Binary	[-365, 0]	Any	CPT/HCPCS	Any	Exposure: Tirzepatide Reference: Sitagliptin	n/a	Appendix, Covariate – Algorithm
Flu vaccine / Pneumococcal vaccine		Binary	[-365, 0]	Any	CPT/HCPCS	Any	Exposure: Tirzepatide Reference: Sitagliptin	n/a	Appendix, Covariate – Algorithm
Pap smear test		Binary	[-365, 0]	Any	CPT/HCPCS	Any	Exposure: Tirzepatide Reference: Sitagliptin	n/a	Appendix, Covariate – Algorithm
PSA test		Binary	[-365, 0]	Any	CPT/HCPCS	Any	Exposure: Tirzepatide Reference: Sitagliptin	n/a	Appendix, Covariate – Algorithm

Characteristics	Details	Type of variable	Assessment window	Care Settings ¹	Code Type ²	Diagnosis Position ³	Applied to study populations:	Measurement characteristics / validation	Source for algorithm
Fecal occult blood test		Binary	[-365, 0]	Any	CPT/HCPCS	Any	Exposure: Tirzepatide Reference: Sitagliptin	n/a	Appendix, Covariate – Algorithm
Bone mineral density tests		Binary	[-365, 0]	Any	CPT/HCPCS	Any	Exposure: Tirzepatide Reference: Sitagliptin	n/a	Appendix, Covariate – Algorithm
Mammograms		Binary	[-365, 0]	Any	CPT/HCPCS	Any	Exposure: Tirzepatide Reference: Sitagliptin	n/a	Appendix, Covariate – Algorithm
Telemedicine		Binary	[-365, 0]	Any	CPT/HCPCS	Any	Exposure: Tirzepatide Reference: Sitagliptin	n/a	Appendix, Covariate – Algorithm
Laboratory and diagnostic tests									
Number of HbA1c tests, median (iqr), mean (sd)		Continuous	[-365, 0]	Any	CPT/HCPCS	Any	Exposure: Tirzepatide Reference: Sitagliptin	n/a	Appendix, Covariate – Algorithm
Number of lipid panels, median (iqr), mean (sd)		Continuous	[-365, 0]	Any	CPT/HCPCS	Any	Exposure: Tirzepatide Reference: Sitagliptin	n/a	Appendix, Covariate – Algorithm
Number of creatinine tests, median (iqr), mean (sd)		Continuous	[-365, 0]	Any	CPT/HCPCS	Any	Exposure: Tirzepatide Reference: Sitagliptin	n/a	Appendix, Covariate – Algorithm
Number of natriuretic peptide tests, median (iqr), mean (sd)		Continuous	[-365, 0]	Any	CPT/HCPCS	Any	Exposure: Tirzepatide Reference: Sitagliptin	n/a	Appendix, Covariate – Algorithm

Characteristics	Details	Type of variable	Assessment window	Care Settings ¹	Code Type ²	Diagnosis Position ³	Applied to study populations:	Measurement characteristics / validation	Source for algorithm
Number of urine tests, median (iqr), mean (sd)		Continuous	[-365, 0]	Any	CPT/HCPCS	Any	Exposure: Tirzepatide Reference: Sitagliptin	n/a	Appendix, Covariate – Algorithm
Lab values									
HbA1c**		Continuous	[-365, 0]	n/a	n/a	n/a	Exposure: Tirzepatide Reference: Sitagliptin	n/a	Appendix, Covariate – Algorithm
Glucose**		Continuous	[-365, 0]	n/a	n/a	n/a	Exposure: Tirzepatide Reference: Sitagliptin	n/a	Appendix, Covariate – Algorithm
Creatinine**		Continuous	[-365, 0]	n/a	n/a	n/a	Exposure: Tirzepatide Reference: Sitagliptin	n/a	Appendix, Covariate – Algorithm
Systolic blood pressure**		Continuous	[-365, 0]	n/a	n/a	n/a	Exposure: Tirzepatide Reference: Sitagliptin	n/a	Appendix, Covariate – Algorithm
Heart rate**		Continuous	[-365, 0]	n/a	n/a	n/a	Exposure: Tirzepatide Reference: Sitagliptin	n/a	Appendix, Covariate – Algorithm
BMI**		Continuous	[-365, 0]	n/a	n/a	n/a	Exposure: Tirzepatide Reference: Sitagliptin	n/a	Appendix, Covariate – Algorithm
eGFR**		Continuous	[-365, 0]	n/a	n/a	n/a	Exposure: Tirzepatide Reference: Sitagliptin	n/a	Appendix, Covariate – Algorithm
LDL** (mg/dl; mean, sd)		Continuous	[-365, 0]	n/a	n/a	n/a	Exposure: Tirzepatide	n/a	Appendix, Covariate – Algorithm

Characteristics	Details	Type of variable	Assessment window	Care Settings ¹	Code Type ²	Diagnosis Position ³	Applied to study populations:	Measurement characteristics / validation	Source for algorithm
							Reference: Sitagliptin		
HDL** (mg/dl; mean, sd)		Continuous	[-365, 0]	n/a	n/a	n/a	Exposure: Tirzepatide Reference: Sitagliptin	n/a	Appendix, Covariate – Algorithm
Total cholesterol** (mg/dl; mean, sd)		Continuous	[-365, 0]	n/a	n/a	n/a	Exposure: Tirzepatide Reference: Sitagliptin	n/a	Appendix, Covariate – Algorithm
Triglyceride** (mg/dl; mean, sd)		Continuous	[-365, 0]	n/a	n/a	n/a	Exposure: Tirzepatide Reference: Sitagliptin	n/a	Appendix, Covariate – Algorithm
Burden of comorbidities									
Combined comorbidity score		Continuous	[-365, 0]	Any	ICD10-CM	Any	Exposure: Tirzepatide Reference: Sitagliptin	n/a	Gagne et al., Sun et al. ^{20,21}
Frailty score		Continuous	[-365, 0]	Any	ICD10-CM	Any	Exposure: Tirzepatide Reference: Sitagliptin	n/a	Kim et al. ²²
Baseline hospitalizations and hospital metrics									
Number of any hospitalization, median (iqr), mean (sd)		Continuous	[-365, 0]	n/a	n/a	n/a	Exposure: Tirzepatide Reference: Sitagliptin	n/a	Appendix, Covariate – Algorithm
Any hospitalization within prior 91 days; n (%)		Binary	[-91, 0]	n/a	n/a	n/a	Exposure: Tirzepatide Reference: Sitagliptin	n/a	Appendix, Covariate – Algorithm

Characteristics	Details	Type of variable	Assessment window	Care Settings ¹	Code Type ²	Diagnosis Position ³	Applied to study populations:	Measurement characteristics / validation	Source for algorithm
Any hospitalization within prior 92-365 days; n (%)		Binary	[-365, -92]	n/a	n/a	n/a	Exposure: Tirzepatide Reference: Sitagliptin	n/a	Appendix, Covariate – Algorithm
0, 1, >1 hospitalizations (any)		Continuous	[-365, 0]	n/a	n/a	n/a	Exposure: Tirzepatide Reference: Sitagliptin	n/a	Appendix, Covariate – Algorithm
Hospitalization for heart failure		Binary	[-365, 0]	n/a	n/a	n/a	Exposure: Tirzepatide Reference: Sitagliptin	n/a	Appendix, Covariate – Algorithm
Emergency department visits		Binary	[-365, 0]	n/a	n/a	n/a	Exposure: Tirzepatide Reference: Sitagliptin	n/a	Appendix, Covariate – Algorithm
Calendar year of cohort entry									
2022		Categorical	[0, 0]	n/a	n/a	n/a	Exposure: Tirzepatide Reference: Sitagliptin	n/a	n/a
2023		Categorical	[0, 0]	n/a	n/a	n/a	Exposure: Tirzepatide Reference: Sitagliptin	n/a	n/a
2024		Categorical	[0, 0]	n/a	n/a	n/a	Exposure: Tirzepatide Reference: Sitagliptin	n/a	n/a
2025		Categorical	[0, 0]	n/a	n/a	n/a	Exposure: Tirzepatide Reference: Sitagliptin	n/a	n/a

¹ IP = inpatient, OP = outpatient, ED = emergency department, OT = other, n/a = not applicable

² See appendix for listing of clinical codes for each study parameter

³ Specify whether a diagnosis code is required to be in the primary position (main reason for encounter)

*Available for Optum Clinformatics and Medicare

**Not used in the PS model

6.5 Data analysis

6.5.1 Context and rationale for analysis plan

The study will use a propensity score based overlap weighting method. The propensity score will be estimated as the probability of initiating tirzepatide vs sitagliptin given the baseline patient characteristics using multivariable logistic regression models. As diagnostics for PS models, the study will evaluate distributional covariate balance using standardized differences and c-statistics post-matching. The study will estimate the hazard ratio for tirzepatide vs sitagliptin in preventing atherosclerotic cardiovascular events in the weighted population using a Cox proportional hazards model with robust standard errors.

Table 3. Analysis specification

A. Analyses

Hypothesis:	Tirzepatide does not increase the risk of myocardial infarction in patients with T2DM and an established CVD when following the eligibility criteria of the SURPASS-CVOT trial.
Exposure contrast:	Tirzepatide vs sitagliptin.
Outcome:	Myocardial infarction.
Analytic software:	Aetion, SAS 9.4, R.4.4.0, Python 3.13.3
Model(s): (provide details or code)	Outcome model: Cox proportional hazards Follow-up time * status(0) = exposure
Confounding adjustment method	Name method and provide relevant details, e.g. bivariate, multivariable, propensity score weighting (specify weighting algorithm ratio and caliper), propensity score weighting (specify weight formula, trimming, truncation), propensity score stratification (specify strata definition), other. Overlap weighting based on the propensity score.
Missing data methods	Name method and provide relevant details, e.g. missing indicators, complete case, last value carried forward, multiple imputation (specify model/variables), other. Assumption that if no relevant claims diagnoses/procedures are present, the condition is not present.
Subgroup Analyses	List all subgroups Individuals <70, Individuals ≥70, Male, Female (exploratory analyses).

Hypothesis:	Tirzepatide does not increase the risk of stroke in patients with T2DM and an established CVD when following the eligibility criteria of the SURPASS-CVOT trial.
Exposure contrast:	Tirzepatide vs sitagliptin.
Outcome:	Stroke.
Analytic software:	Aetion, SAS 9.4, R.4.4.0, Python 3.13.3
Model(s): (provide details or code)	Outcome model: Cox proportional hazards Follow-up time * status(0) = exposure
Confounding adjustment method	Name method and provide relevant details, e.g. bivariate, multivariable, propensity score weighting (specify weighting algorithm ratio and caliper), propensity score weighting (specify weight formula, trimming, truncation), propensity score stratification (specify strata definition), other.
	Overlap weighting based on the propensity score.
Missing data methods	Name method and provide relevant details, e.g. missing indicators, complete case, last value carried forward, multiple imputation (specify model/variables), other.
	Assumption that if no relevant claims diagnoses/procedures are present, the condition is not present.
Subgroup Analyses	List all subgroups
	Individuals <70, Individuals ≥70, Male, Female (exploratory analyses).

Hypothesis:	Tirzepatide does not increase the risk of a composite of myocardial infarction or stroke in patients with T2DM and an established CVD when following the eligibility criteria of the SURPASS-CVOT trial.
Exposure contrast:	Tirzepatide vs sitagliptin.
Outcome:	Composite of myocardial infarction or stroke.
Analytic software:	Aetion, SAS 9.4, R.4.4.0, Python 3.13.3
Model(s): (provide details or code)	Outcome model: Cox proportional hazards Follow-up time * status(0) = exposure
Confounding adjustment method	Name method and provide relevant details, e.g. bivariate, multivariable, propensity score weighting (specify weighting algorithm ratio and caliper), propensity score weighting (specify weight formula, trimming, truncation), propensity score stratification (specify strata definition), other.
	Overlap weighting based on the propensity score.
Missing data methods	Name method and provide relevant details, e.g. missing indicators, complete case, last value carried forward, multiple imputation (specify model/variables), other.
	Assumption that if no relevant claims diagnoses/procedures are present, the condition is not present.
Subgroup Analyses	List all subgroups
	Individuals <70, Individuals ≥70, Male, Female (exploratory analyses).

Hypothesis:	Tirzepatide does not increase the risk of a composite of myocardial infarction, stroke, coronary revascularization, or instable angina in patients with T2DM and an established CVD when following the eligibility criteria of the SURPASS-CVOT trial.
Exposure contrast:	Tirzepatide vs sitagliptin.
Outcome:	Composite of myocardial infarction, stroke, coronary revascularization, or instable angina.
Analytic software:	Aetion, SAS 9.4, R.4.4.0, Python 3.13.3
Model(s): (provide details or code)	Outcome model: Cox proportional hazards Follow-up time * status(0) = exposure
Confounding adjustment method	Name method and provide relevant details, e.g. bivariate, multivariable, propensity score weighting (specify weighting algorithm ratio and caliper), propensity score weighting (specify weight formula, trimming, truncation), propensity score stratification (specify strata definition), other. Overlap weighting based on the propensity score.
Missing data methods	Name method and provide relevant details, e.g. missing indicators, complete case, last value carried forward, multiple imputation (specify model/variables), other. Assumption that if no relevant claims diagnoses/procedures are present, the condition is not present.
Subgroup Analyses	List all subgroups Individuals <70, Individuals ≥70, Male, Female (exploratory analyses).

B. Negative Control Analyses

Hypothesis:	Tirzepatide vs sitagliptin has no effect on risk of negative control outcomes compared to sitagliptin. Negative control outcomes include (1) hernia and (2) lumbar radiculopathy.
Exposure contrast:	Tirzepatide vs sitagliptin.
Outcome:	Separate analyses for each negative control outcome, including hernia and lumbar radiculopathy
Analytic software:	Aetion, SAS 9.4, R.4.4.0, Python 3.13.3
Model(s): (provide details or code)	Outcome model: Cox proportional hazards Follow-up time*status(0) = exposure
Confounding adjustment method	Name method and provide relevant details, e.g. bivariate, multivariable, propensity score weighting (specify weighting algorithm ratio and caliper), propensity score weighting (specify weight formula, trimming, truncation), propensity score stratification (specify strata definition), other. Overlap weighting based on the propensity score.
Missing data methods	Name method and provide relevant details, e.g. missing indicators, complete case, last value carried forward, multiple imputation (specify model/variables), other. Assumption that if no relevant claims diagnoses/procedures are present, the condition is not present.
Subgroup Analyses	List all subgroups N/A.

Table 4. Sensitivity analyses – rationale, strengths and limitations

	What is being varied? How?	Why? (What do you expect to learn?)	Strengths of the sensitivity analysis compared to the primary	Limitations of the sensitivity analysis compared to the primary
Negative control outcomes, including hernia, lumbar radiculopathy	We evaluate negative control outcomes of hernia and lumbar radiculopathy, where no causal effect is expected from tirzepatide, or sitagliptin.	We will evaluate the potential impact of residual confounding on this outcome for which there is not expected to be a causal effect	The evaluates the robustness of the interpretation of the primary analysis by evaluating the potential magnitude of unmeasured confounding	This analysis assumes that the confounding structure is the same or similar for the negative control outcome as the outcome of interest
Accounting for the competing event of death.	We will account for the competing event of death in our primary outcome model by using the Fine-Gray method.	To assess the impact of the competing event of death on the primary end point.	Accounts for the fact that death is a competing event, yielding clinically relevant cumulative incidence estimates and avoiding bias from treating death as non-informative censoring.	Targets a slightly different estimand than Cox, may have lower power, and interpretation can be difficult if treatment also affects death or confounding affects death differently than the primary end point.
As-started analyses (observational analogue to intention-to-treat) to address potential informative censoring.	To address potential informative censoring.	We will consider the first-used medication for 365 days without considering drug discontinuation or switching, mimicking an “intention-to-treat” approach.	Reflects follow-up regimen of RCT.	Persistence of drug use is shorter in clinical practice whereas adherence is typically higher in RCTs. Therefore, we expect the estimated effects will be diluted toward the null, underestimating the true treatment effect had patients remained on therapy.

6.6 Data sources

6.6.1 Context and rationale for data sources

Reason for selection: The study will be conducted in 2 US health care claims databases: Optum Clinformatics (2022-2025), and Merative MarketScan (2022-2023). Data from the Merative MarketScan database will only be included if sufficient sample size can be accrued.

Strengths of data source(s): Each data source contains deidentified, longitudinal, date-stamped information on patient enrollment, demographics, inpatient/outpatient diagnosis and procedures, admission and discharge dates, and medication dispensation. The death data is captured in the Optum database from inpatient discharge status, social security death master file, and deaths scraped from obituaries or other sources. The death data in MarketScan is captured from the social security death master file and inpatient discharge status. It is recognized that the social security death master file has high specificity and positive predictive value for deaths. While this data resource has under captured deaths since 2011, the capture of deaths is not expected to be differential between compared exposure groups.

Limitations of data source(s): Patient healthcare encounters are only observable when they are enrolled in an insurance plan that contributes to the database. Patients may change insurance plans for multiple reasons. Both Optum Clinformatics and Merative MarketScan are primarily employer based insurance databases where patients may disenroll with job changes. In claims data, dispensing data for inpatient medication is unavailable. Diagnoses reflect billing practices, therefore algorithms (preferably validated) are needed for accurate phenotyping of patient conditions. Services that are not covered by insurance do not appear in the data. The trial evaluated cardiovascular deaths, however we will evaluate all-cause mortality in the emulation because most deaths in this cohort of patients at high cardiovascular risk will be related to cardiovascular reasons, the cause of death is not recorded for databases not linked to NDI, and the performance of NDI at identifying cardiovascular causes of death may be suboptimal.²³

Data source provenance/curation:

Information about Optum Clinformatics and Merative MarketScan can be found in data dictionaries and user guides that are provided to clients.

Table 5. Metadata about data sources and software

	Data 1	Data 2
Data Source(s):	Optum Clinformatics	Merative MarketScan
Study Period:	13 th May 2022	13 th May 2022
Eligible Cohort Entry Period:	May 31, 2025	December 31, 2023
Data Version (or date of last update):	April 2025	Mortality Cut Set A Received 2024-03-01
Data sampling/extraction criteria:	n/a	n/a
Type(s) of data:	Administrative claims	Administrative claims
Data linkage:	n/a	n/a
Conversion to CDM*:	n/a	n/a

Software for data management:

Aetion Evidence Platform® (2025)	Aetion Evidence Platform® (2025)
-------------------------------------	-------------------------------------

*CDM = Common Data Model

6.7 Data management

Tracking data: The Data Use Agreement (DUA) Custodian (Principal Investigator) and the Division Operations Manager (Winta Tekle) are responsible for receiving and creating a record of new data associated with the given request. The Operations Manager is responsible for all indexing and archiving of documents and electronic media related to data that the Division receives and will log data location, data contents, and associated DUA and Institutional Review Board (IRB) numbers in the Division’s centralized tracking system.

Handling and storage: In-scope data will be stored utilizing Mass General Brigham approved information systems – i.e., Division servers and Mass General Brigham network storage.

Archiving: Data retention and any removal will be executed by the Division Operations Manager (Winta Tekle) and Data Manager (Todd MacGarvey). The Division follows Mass General Brigham enterprise record retention policies and follow the terms of the agreement through which the in-scope data was received.

Information security: The Division follows Mass General Brigham’s Enterprise Information Security Program (EISP). The EISP helps by providing assurance that Mass General Brigham information and information systems are protected from unauthorized access, use, disclosure, duplication, modification, or destruction in order to maintain their confidentiality, integrity, and availability. To that end, the EISP policies, standards and procedures create an information security framework that is aligned with the recommendations of the International Organization for Standardization’s (ISO) publication 27001 and the National Institute of Standards and Technology’s (NIST) publication 800-53 Family of Controls and MGB regulatory and legal requirements (as a HIPAA covered entity).

Mass General Brigham workforce members are required to complete new workforce privacy and information security training upon hire and annually thereafter. Refresh training is provided as appropriate. Mass General Brigham workforce members are required to review and sign a Confidentiality Agreement upon hire and annually thereafter. Additionally, we follow Enterprise Information Security and Privacy policies, including Managing Workforce Members Information Security Responsibilities Policy, which was developed to help assure that Mass General Brigham workforce members are competent and eligible to support the information security responsibilities associated with their role. Mass General Brigham workforce, including Division staff, are required to comply with Enterprise Information Security and Privacy Policies.

Facilities: The research team uses a highly secure, state-of-the-art, computing facility housed at Mass General Brigham’s Corporate Data Centers in Needham and Marlborough, Massachusetts as well as Amazon Web Services (AWS). We maintain redundant storage for maximal data integrity and high-speed data access.

The Division uses Mass General Brigham corporate provisioned servers to analyze and store data in connection with this project. There are strict access controls enforced by technical means to ensure that only study staff who have been approved to conduct data analyses and contracted data engineers

are able to access data (e.g., Mass General Brigham Authentication (Active Directory) utilized; auditing, logging, and monitoring enabled; firewalls enabled; etc.). All Division servers used in this study are accessible to only authorized staff only through the MGB network and utilizing VPN as appropriate (i.e., users must be on the network and logged into VPN to access). Mass General Brigham has a network information security monitoring team and in-scope servers are enrolled in enterprise security tools (e.g., vulnerability scanning service, antivirus, etc.).

The Division also uses AWS. In-scope AWS services / resources have undergone review and assessment by Mass General Brigham's Information Security Risk Assessment Team/ InfoSec Risk Management Team as required and in alignment with NIST 800-30: Guide for Conducting Risk Assessments. In-scope AWS servers are for our exclusive use (reserved instances), are covered under our organization's Business Associate Agreement with AWS. In-scope servers are housed in anonymous facilities that are not branded as AWS facilities. Physical access is strictly controlled both at the perimeter and at building ingress points by professional security staff utilizing video surveillance, intrusion detection systems, and other electronic means.

Security attributes and controls for the Division's use of in-scope AWS in connection with this project include: encryption at rest and in transit (industry standard AES-256 encryption, SSL/TSL), anti-malware, latest OS updates and patches as well as anti-virus; multi-factor authentication (MFA), Identity and Access Management, including SSO; auditing and logging; principle of least privilege, including for traffic and ports (e.g., deny all default configurations), use of VPC enabled Step functions, etc.; separation between environments; minimum necessary (out of the box AWS roles are not used as they can be overly permissive); all data would reside in the US domestic regions – use only US east HIPAA compliant region; performance monitoring enabled and reviewed as per internal processes; passwords compliant with enterprise password policy and, as appropriate, more protective password requirements; etc. Our Division's AWS use is also subject to ongoing evaluation and monitoring as well – e.g., vulnerability scanning and management, access review, etc.

A data file list will be maintained in Amazon S3 and tracked through Cloudtrail and Cloudwatch. Reporting of data file availability for any file stored in an S3 bucket will be controlled by MGB.

Amazon EC2, Amazon EBS, and Amazon VPC are integrated with AWS CloudTrail, a service that provides a record of actions taken by a user, role, or an AWS service in Amazon EC2, Amazon EBS, and Amazon VPC. CloudTrail captures all API calls for Amazon EC2, Amazon EBS, and Amazon VPC as events, including calls from the console and from code calls to the APIs. MGB IT/security staff have full access to CloudTrail to ensure that CloudTrail monitoring is available at all times. Amazon CloudWatch Events delivers a near-real-time stream of system events that describe changes in AWS resources. Amazon CloudTrail can log, continuously monitor, and retain account activity related to actions across the MGB AWS infrastructure. CloudTrail provides event history of MGB AWS account activity. This event history simplifies security analysis, resource change tracking, and troubleshooting and complies with requirements to ensure the data file inventory is controlled by MGB.

Backups: Backups are created using industry recognized Cryptographic mechanisms (e.g., 256-bit AES encryption) as appropriate and required. Data are backed up within the MGB network from the MGB Needham data center to the MGB Marlborough data center via replication/mirroring and volume-level snapshots. AWS Backup supports both instance-level backups as Amazon Machine Images (AMIs) and volume-level backups as separate snapshots based on the resource tags. AMIs allow MGB IT and security staff to create backups of all S3 and EC2 instances.

In addition to the safeguards listed above, the Division follows enterprise privacy and information security policies and maintains internally procedures in connection with this project to safeguard the data in connection with this project as appropriate and required including: Physical Security and

Environmental Controls for Electronic Information Policy; IT Access Control Standards for Users policy; Safeguarding Fax Copiers Printers Telephone Use and Pagers; Physical Removal and Transport of Protected Health Information and Personal Information policy, etc.

6.8 Quality control

Senior Programmers and Research Specialists perform QA/QC on raw or common data model converted data via SAS/R/Aetion software. The protocol will be iteratively developed and pre-specified data checks including feasibility counts and balance on baseline covariates will be conducted with outputs reviewed by MGB team members. Team members will review code lists to ensure fidelity to intended algorithms.

6.9 Study size and feasibility

See appendix 4 and appendix 5 (feasibility, weighting on age, sex, comorbidity score as well as all predefined propensity score variables). Propensity score distribution plots with c-statistics are available in appendix 6. Table 1 showing prevalence of baseline characteristics and standardized differences in distribution are available in appendix 7. Additional diagnostic evaluations, including balance assessments of laboratory and clinical examination test results not included in the propensity score as well as assessment of heart failure-related medication after follow-up, will be conducted to assess potential residual confounding and divergence of treatment over time.

7. Limitation of the methods

As we are using secondary data and the data were not collected for research purposes, some important variables may not be collected or will be measured imperfectly. We have selected validated algorithms when possible and we have created proxies for important variables that are not directly captured in the data to reduce confounding by unmeasured factors.

When comparing results from an RCT to a database study that emulates the design, we assume that the findings from the single RCT are internally valid.

Although we plan to emulate the important features of each trial as closely as possible in healthcare claims, there may be some elements of the RCT design that are not emulable with a database study, which means that the real-world evidence obtained from the database study and trial will address slightly different clinical questions. For example, in routine clinical care, adherence to treatment is typically not as high as it is in an RCT with strong measures in place to encourage adherence to the study protocol. This means that there is more discontinuation and short-term medication use in the patients identified in claims databases than trial participants.

Apparent agreement between RCT and database study results could occur if the effects of multiple factors (chance, emulation differences, bias) cancel each other out.

8. Protection of human subjects

This study has been approved by the Brigham and Women's Hospital Institutional Review Board.

9. References

1. FDA approves Lilly's Mounjaro™ (tirzepatide) injection, the first and only GIP and GLP-1 receptor agonist for the treatment of adults with type 2 diabetes | Eli Lilly and Company. Accessed July 18, 2025. <https://investor.lilly.com/news-releases/news-release-details/fda-approves-lillys-mounjarotm-tirzepatide-injection-first-and>
2. Green JB, Bethel MA, Armstrong PW, et al. Effect of Sitagliptin on Cardiovascular Outcomes in Type 2 Diabetes. *N Engl J Med*. 2015;373(3):232-242. doi:10.1056/NEJMoa1501352
3. Scirica BM, Bhatt DL, Braunwald E, et al. Saxagliptin and Cardiovascular Outcomes in Patients with Type 2 Diabetes Mellitus. *N Engl J Med*. 2013;369(14):1317-1326. doi:10.1056/NEJMoa1307684
4. Heart Failure, Saxagliptin, and Diabetes Mellitus: Observations from the SAVOR-TIMI 53 Randomized Trial. doi:10.1161/CIRCULATIONAHA.114.010389
5. A Multicenter Observational Study of Incretin-based Drugs and Heart Failure | New England Journal of Medicine. Accessed December 2, 2024. <https://www-nejm-org.emedien.ub.uni-muenchen.de/doi/10.1056/NEJMoa1506115>
6. Risk for Hospitalized Heart Failure Among New Users of Saxagliptin, Sitagliptin, and Other Antihyperglycemic Drugs: A Retrospective Cohort Study: *Annals of Internal Medicine*: Vol 164, No 11. Accessed December 2, 2024. <https://www.acpjournals.org/doi/10.7326/M15-2568>
7. Patorno E, Gopalakrishnan C, Bartels DB, Brodovicz KG, Liu J, Schneeweiss S. Preferential prescribing and utilization trends of diabetes medications among patients with renal impairment: Emerging role of linagliptin and other dipeptidyl peptidase 4 inhibitors. *Endocrinol Diabetes Metab*. 2018;1(1):e00005. doi:10.1002/edm2.5
8. Gallwitz B. Safety and efficacy of linagliptin in type 2 diabetes patients with common renal and cardiovascular risk factors. *Ther Adv Endocrinol Metab*. 2013;4(3):95-105. doi:10.1177/2042018813486165
9. Packer M, Anker SD, Butler J, et al. Cardiovascular and Renal Outcomes with Empagliflozin in Heart Failure. *N Engl J Med*. 2020;383(15):1413-1424. doi:10.1056/NEJMoa2022190
10. Solomon SD, McMurray JJV, Claggett B, et al. Dapagliflozin in Heart Failure with Mildly Reduced or Preserved Ejection Fraction. *N Engl J Med*. 2022;387(12):1089-1098. doi:10.1056/NEJMoa2206286
11. Anker SD, Butler J, Filippatos G, et al. Empagliflozin in Heart Failure with a Preserved Ejection Fraction. *N Engl J Med*. 2021;385(16):1451-1461. doi:10.1056/NEJMoa2107038
12. McMurray JJV, Solomon SD, Inzucchi SE, et al. Dapagliflozin in Patients with Heart Failure and Reduced Ejection Fraction. *N Engl J Med*. 2019;381(21):1995-2008. doi:10.1056/NEJMoa1911303
13. Mohan V, Saboo B, Khader J, et al. Position of Sulfonylureas in the Current ERA: Review of National and International Guidelines. *Clin Med Insights Endocrinol*

Diabetes. 2022;15:11795514221074663. doi:10.1177/11795514221074663

14. Schneeweiss S. A basic study design for expedited safety signal evaluation based on electronic healthcare data. *Pharmacoepidemiol Drug Saf*. 2010;19(8):858-868. doi:10.1002/pds.1926
15. Ray WA. Evaluating medication effects outside of clinical trials: new-user designs. *Am J Epidemiol*. 2003;158(9):915-920. doi:10.1093/aje/kwg231
16. Kiyota Y, Schneeweiss S, Glynn RJ, Cannuscio CC, Avorn J, Solomon DH. Accuracy of medicare claims-based diagnosis of acute myocardial infarction: estimating positive predictive value on the basis of review of hospital records. *Am Heart J*. 2004;148(1):99-104. doi:10.1016/j.ahj.2004.02.013
17. Andrade SE, Harrold LR, Tjia J, et al. A systematic review of validated methods for identifying cerebrovascular accident or transient ischemic attack using administrative data. *Pharmacoepidemiol Drug Saf*. 2012;21 Suppl 1(Suppl 1):100-128. doi:10.1002/pds.2312
18. Roumie CL, Mitchel E, Gideon PS, Varas-Lorenzo C, Castellsague J, Griffin MR. Validation of ICD-9 codes with a high positive predictive value for incident strokes resulting in hospitalization using Medicaid health data. *Pharmacoepidemiol Drug Saf*. 2008;17(1):20-26. doi:10.1002/pds.1518
19. Wahl PM, Rodgers K, Schneeweiss S, et al. Validation of claims-based diagnostic and procedure codes for cardiovascular and gastrointestinal serious adverse events in a commercially-insured population. *Pharmacoepidemiol Drug Saf*. 2010;19(6):596-603. doi:10.1002/pds.1924
20. Gagne JJ, Glynn RJ, Avorn J, Levin R, Schneeweiss S. A combined comorbidity score predicted mortality in elderly patients better than existing scores. *J Clin Epidemiol*. 2011;64(7):749-759. doi:10.1016/j.jclinepi.2010.10.004
21. Sun JW, Rogers JR, Her Q, et al. Adaptation and Validation of the Combined Comorbidity Score for ICD-10-CM. *Med Care*. 2017;55(12):1046-1051. doi:10.1097/MLR.0000000000000824
22. Kim DH, Schneeweiss S, Glynn RJ, Lipsitz LA, Rockwood K, Avorn J. Measuring Frailty in Medicare Data: Development and Validation of a Claims-Based Frailty Index. *J Gerontol A Biol Sci Med Sci*. 2018;73(7):980-987. doi:10.1093/gerona/glx229
23. Olubowale OT, Safford MM, Brown TM, et al. Comparison of Expert Adjudicated Coronary Heart Disease and Cardiovascular Disease Mortality With the National Death Index: Results From the REasons for Geographic And Racial Differences in Stroke (REGARDS) Study. *J Am Heart Assoc*. 2017;6(5):e004966. doi:10.1161/JAHA.116.004966

10. Appendices

See accompanying excel files that specify the cohort study.

1 Target Trial Framework, Operational Definitions, and Data Fitness Assessment

2 Code algorithms

2a Exposure

2a Inclusion

2c Exclusion

2d Outcome

3 Flowchart for cohort assembly

4 1st feasibility assessment

5 2nd feasibility assessment

6 Balance Assessment - PS Distribution and C-Statistic

7 Balance Assessment - Table 1

8 Covariate - Algorithm Sources

	TIRZSITA-CVOT	OPTUM	MARKETSCAN	Notes/Questions	Color coding
Treatment assignment (time 0, index date)	International, double-blind, randomized, active-controlled trial to treatment A vs B	Non-randomized initiation of treatment Tirzepatide vs Sitagliptin (first eligible entry to study population)	Non-randomized initiation of treatment Tirzepatide vs Sitagliptin (first eligible entry to study population)		
Exposure	Tirzepatide (subcutaneously once per week)	Code type: RX Care setting: N/A Diagnosis position: N/A Washout window: [-183, -1] Incident with respect to: Tirzepatide and sitagliptin in any formulation or dose Assessment window: N/A Source of algorithm: N/A Measurement characteristics: N/A	Code type: RX Care setting: N/A Diagnosis position: N/A Washout window: [-183, -1] Incident with respect to: Tirzepatide and sitagliptin in any formulation or dose Assessment window: N/A Source of algorithm: N/A Measurement characteristics: N/A		Good proxy definition
Comparator	Placebo	Code type: RX Care setting: N/A Diagnosis position: N/A Washout window: [-183, -1] Incident with respect to: Tirzepatide and sitagliptin in any formulation or dose Assessment window: N/A Source of algorithm: N/A Measurement characteristics: N/A Code type: DX, PX Care setting: Inpatient for MI, stroke, unstable angina. Any for coronary revascularization Diagnosis position: Primary Washout window: Source of algorithm: See below. Measurement characteristics: PPV for MI using ICD9 codes was 88.4% and 94%.	Code type: RX Care setting: N/A Diagnosis position: N/A Washout window: [-183, -1] Incident with respect to: Tirzepatide and sitagliptin in any formulation or dose Assessment window: N/A Source of algorithm: N/A Measurement characteristics: N/A Code type: DX, PX Care setting: Inpatient for MI, stroke, unstable angina. Any for coronary revascularization Diagnosis position: Primary Washout window: Source of algorithm: See below. Measurement characteristics: PPV for MI using ICD9 codes was 88.4% and 94%.		Moderate proxy definition
Outcomes to be emulated	Atherosclerotic cardiovascular events, i.e., myocardial infarction, stroke, coronary revascularization, unstable angina	PPV for ischemic stroke using ICD9 codes was 88% and 95%. Both of the above ICD9 codes were mapped to ICD10, but no validation study was performed.	PPV for ischemic stroke using ICD9 codes was 88% and 95%. Both of the above ICD9 codes were mapped to ICD10, but no validation study was performed.		Poorly measured in database
Follow up start	Randomization date	One day after initiation of treatment with tirzepatide or sitagliptin	One day after initiation of treatment with tirzepatide or sitagliptin		
Follow up end	Expected mean follow-up: 1 year	Earliest of: Outcome, end of observation in data, end of study period (365 days), discontinuation of study drug (45 days grace window and risk-window), switch to other GLP-1-RA, nursing home admission	Earliest of: Outcome, end of observation in data, end of study period (365 days), discontinuation of study drug (45 days grace window and risk-window), switch to other GLP-1-RA, nursing home admission		
Causal estimand	Intention-to-treat effect	On-treatment effect	On-treatment effect		
Effect estimation	Cox proportional hazards model	Cox proportional hazards regression model	Cox proportional hazards regression model		
Inclusion criteria					
1	Men and women aged 40 years or older	Applied before/after selection of index date: Before Assessment window: [0, 0] Code type: N/A Care setting: N/A Diagnosis position: N/A Source of algorithm: N/A Measurement characteristics: N/A	Applied before/after selection of index date: Before Assessment window: [0, 0] Code type: N/A Care setting: N/A Diagnosis position: N/A Source of algorithm: N/A Measurement characteristics: N/A		
2	Type 2 diabetes mellitus	Applied before/after selection of index date: Before Assessment window: [-365, 0] Code type: DX Care setting: Any Diagnosis position: Any Source of algorithm: PROMISE team Measurement characteristics: N/A	Applied before/after selection of index date: Before Assessment window: [-365, 0] Code type: DX Care setting: Any Diagnosis position: Any Source of algorithm: PROMISE team Measurement characteristics: N/A		
3	HbA1c $\geq 7\%$ and $\leq 10.5\%$	Applied before/after selection of index date: Before Assessment window: [-120, 0] Code type: DX Care setting: Any Diagnosis position: Any Source of algorithm: PROMISE team Measurement characteristics: N/A	Applied before/after selection of index date: Before Assessment window: [-120, 0] Code type: DX Care setting: Any Diagnosis position: Any Source of algorithm: PROMISE team Measurement characteristics: N/A	Algorithm detail: Not considered in the main cohort due to high missingness of HbA1c measurements. A sensitivity analyses on a subset of the cohort with HbA1c measurements will be conducted in the cohort from the Optum database, including the last recorded value in the propensity score.	
4	BMI $\geq 25\text{kg}/\text{m}^2$	Applied before/after selection of index date: Before Assessment window: [-730, 0] Code type: DX, LOINC Care setting: Any Diagnosis position: Any Source of algorithm: Validation of obesity-related diagnosis codes in claims data; Validation of body mass index (BMI)-related ICD-9-CM and ICD-10-CM administrative diagnosis codes recorded in US claims data Measurement characteristics: N/A	Applied before/after selection of index date: Before Assessment window: [-730, 0] Code type: DX, LOINC Care setting: Any Diagnosis position: Any Source of algorithm: Validation of obesity-related diagnosis codes in claims data; Validation of body mass index (BMI)-related ICD-9-CM and ICD-10-CM administrative diagnosis codes recorded in US claims data Measurement characteristics: N/A	Algorithm detail: If BMI measurement via LOINC code is below 10 or above 100 then measurement is set to missing.	
5	Established atherosclerotic cardiovascular disease, either one of:				
5.1	Coronary artery disease, either one of:				
5.1.1	Documented history of myocardial infarction	Applied before/after selection of index date: Before Assessment window: [all available data, 0] Code type: DX Care setting: Any Diagnosis position: Any Source of algorithm: N/A Measurement characteristics: N/A	Applied before/after selection of index date: Before Assessment window: [all available data, 0] Code type: DX Care setting: Any Diagnosis position: Any Source of algorithm: N/A Measurement characteristics: N/A		

Algorithm detail: Adherence in clinical practice databases is expected to be much worse than in the trial, therefore the on-treatment analysis at 1 year follow-up will be the primary analysis.

Algorithm detail: Not considered in the main cohort due to high missingness of HbA1c measurements. A sensitivity analyses on a subset of the cohort with HbA1c measurements will be conducted in the cohort from the Optum database, including the last recorded value in the propensity score.

Algorithm detail: If BMI measurement via LOINC code is below 10 or above 100 then measurement is set to missing.

5.1.2	≥50% stenosis in ≥1 major coronary arteries determined by invasive angiography	<p>Applied before/after selection of index date: Before</p> <p>Assessment window: [all available data, 0]</p> <p>Code type: DX</p> <p>Care setting: Any</p> <p>Diagnosis position: Any</p> <p>Source of algorithm: N/A</p> <p>Measurement characteristics: N/A</p> <p>Applied before/after selection of index date: Before</p> <p>Assessment window: [all available data, 0]</p> <p>Code type: DX</p> <p>Care setting: Any</p> <p>Diagnosis position: Any</p> <p>Source of algorithm: N/A</p> <p>Measurement characteristics: N/A</p>	<p>Applied before/after selection of index date: Before</p> <p>Assessment window: [all available data, 0]</p> <p>Code type: DX</p> <p>Care setting: Any</p> <p>Diagnosis position: Any</p> <p>Source of algorithm: N/A</p> <p>Measurement characteristics: N/A</p> <p>Applied before/after selection of index date: Before</p> <p>Assessment window: [all available data, 0]</p> <p>Code type: DX</p> <p>Care setting: Any</p> <p>Diagnosis position: Any</p> <p>Source of algorithm: N/A</p> <p>Measurement characteristics: N/A</p>	Algorithm detail: ≥50% stenosis was proxied by ICD-10 codes, based on the premise that most patients are coded only after surpassing the symptomatic threshold of 50-70% .
5.1.3	≥50% stenosis in 2 or more major coronary arteries	<p>Applied before/after selection of index date: Before</p> <p>Assessment window: [all available data, 0]</p> <p>Code type: DX, PX</p> <p>Care setting: Any</p> <p>Diagnosis position: N/A</p> <p>Source of algorithm: N/A</p> <p>Measurement characteristics: N/A</p>	<p>Applied before/after selection of index date: Before</p> <p>Assessment window: [all available data, 0]</p> <p>Code type: DX, PX</p> <p>Care setting: Any</p> <p>Diagnosis position: N/A</p> <p>Source of algorithm: N/A</p> <p>Measurement characteristics: N/A</p>	See 5.1.2
5.1.4	History of surgical or percutaneous coronary revascularization procedure	<p>Applied before/after selection of index date: Before</p> <p>Assessment window: [all available data, 0]</p> <p>Code type: DX</p> <p>Care setting: Any</p> <p>Diagnosis position: Any</p> <p>Source of algorithm: N/A</p> <p>Measurement characteristics: N/A</p>	<p>Applied before/after selection of index date: Before</p> <p>Assessment window: [all available data, 0]</p> <p>Code type: DX</p> <p>Care setting: Any</p> <p>Diagnosis position: Any</p> <p>Source of algorithm: N/A</p> <p>Measurement characteristics: N/A</p>	
5.2	Cerebrovascular disease, either one of:			
5.2.1	Documented history of ischemic stroke	<p>Applied before/after selection of index date: Before</p> <p>Assessment window: [all available data, 0]</p> <p>Code type: DX</p> <p>Care setting: Any</p> <p>Diagnosis position: Any</p> <p>Source of algorithm: N/A</p> <p>Measurement characteristics: N/A</p>	<p>Applied before/after selection of index date: Before</p> <p>Assessment window: [all available data, 0]</p> <p>Code type: DX</p> <p>Care setting: Any</p> <p>Diagnosis position: Any</p> <p>Source of algorithm: N/A</p> <p>Measurement characteristics: N/A</p>	
5.2.2	Carotid arterial disease with ≥50% stenosis, documented by carotid ultrasound, MRI, or angiography	<p>Applied before/after selection of index date: Before</p> <p>Assessment window: [all available data, 0]</p> <p>Code type: DX</p> <p>Care setting: Any</p> <p>Diagnosis position: Any</p> <p>Source of algorithm: N/A</p> <p>Measurement characteristics: N/A</p>	<p>Applied before/after selection of index date: Before</p> <p>Assessment window: [all available data, 0]</p> <p>Code type: DX</p> <p>Care setting: Any</p> <p>Diagnosis position: Any</p> <p>Source of algorithm: N/A</p> <p>Measurement characteristics: N/A</p>	See 5.1.2
5.2.3	History of carotid stenting or surgical revascularization	<p>Applied before/after selection of index date: Before</p> <p>Assessment window: [all available data, 0]</p> <p>Code type: DX, PX</p> <p>Care setting: Any</p> <p>Diagnosis position: Any</p> <p>Source of algorithm: N/A</p> <p>Measurement characteristics: N/A</p>	<p>Applied before/after selection of index date: Before</p> <p>Assessment window: [all available data, 0]</p> <p>Code type: DX, PX</p> <p>Care setting: Any</p> <p>Diagnosis position: Any</p> <p>Source of algorithm: N/A</p> <p>Measurement characteristics: N/A</p>	
5.3	Peripheral arterial disease, either one of:			
5.3.1	Intermittent claudication and ankle-brachial index <0.9	<p>Applied before/after selection of index date: Before</p> <p>Assessment window: [-all available data, 0]</p> <p>Code type: DX</p> <p>Care setting: Any</p> <p>Diagnosis position: Any</p> <p>Source of algorithm: N/A</p> <p>Measurement characteristics: N/A</p>	<p>Applied before/after selection of index date: Before</p> <p>Assessment window: [-all available data, 0]</p> <p>Code type: DX</p> <p>Care setting: Any</p> <p>Diagnosis position: Any</p> <p>Source of algorithm: N/A</p> <p>Measurement characteristics: N/A</p>	Algorithm detail: Intermittent claudication was proxied by ICD-10-CM codes for peripheral vascular disease.
5.3.2	Prior nontraumatic amputation or peripheral vascular procedure (eg, stenting or surgical revascularization), due to peripheral arterial ischemia	<p>Applied before/after selection of index date: Before</p> <p>Assessment window: [all available data, 0]</p> <p>Code type: DX, PX</p> <p>Care setting: Any</p> <p>Diagnosis position: Any</p> <p>Source of algorithm: N/A</p> <p>Measurement characteristics: N/A</p>	<p>Applied before/after selection of index date: Before</p> <p>Assessment window: [all available data, 0]</p> <p>Code type: DX, PX</p> <p>Care setting: Any</p> <p>Diagnosis position: Any</p> <p>Source of algorithm: N/A</p> <p>Measurement characteristics: N/A</p>	
Exclusion criteria				
6	HbA1c >10.5%	<p>Applied before/after selection of index date: Before</p> <p>Assessment window: [-120, 0]</p> <p>Code type: DX</p> <p>Care setting: Any</p> <p>Diagnosis position: Any</p> <p>Source of algorithm: PROMISE team</p> <p>Measurement characteristics: N/A</p>	<p>Applied before/after selection of index date: Before</p> <p>Assessment window: [-120, 0]</p> <p>Code type: DX</p> <p>Care setting: Any</p> <p>Diagnosis position: Any</p> <p>Source of algorithm: PROMISE team</p> <p>Measurement characteristics: N/A</p>	Algorithm detail: Not considered in the main cohort due to high missingness of HbA1c measurements. A sensitivity analyses on a subset of the cohort with HbA1c measurements will be conducted in the cohort from the Optum database, including the last recorded value in the propensity score.
7	Planning treatment for diabetic retinopathy and/or macular edema	<p>Applied before/after selection of index date: Before</p> <p>Assessment window: [-365, 0]</p> <p>Code type: PX</p> <p>Care setting: Any</p> <p>Diagnosis position: Any</p> <p>Source of algorithm: PROMISE team</p> <p>Measurement characteristics: N/A</p>	<p>Applied before/after selection of index date: Before</p> <p>Assessment window: [-365, 0]</p> <p>Code type: PX</p> <p>Care setting: Any</p> <p>Diagnosis position: Any</p> <p>Source of algorithm: PROMISE team</p> <p>Measurement characteristics: N/A</p>	Algorithm detail: Planned treatment will be proxied by a history of treatment (e.g. codes for intravitreal injection of anti-VEGF or photocoagulation).
8	Hospitalized for chronic heart failure within 2 months prior to screening	<p>Applied before/after selection of index date: Before</p> <p>Assessment window: [-60, 0] for HF diagnosis or HHF</p> <p>Code type: DX, RX</p> <p>Care setting: Inpatient</p> <p>Diagnosis position: Primary</p> <p>Source of algorithm: DUPLICATE team, investigator reviewed codes</p> <p>Measurement characteristics: N/A</p>	<p>Applied before/after selection of index date: Before</p> <p>Assessment window: [-60, 0] for HF diagnosis or HHF</p> <p>Code type: DX, RX</p> <p>Care setting: Inpatient</p> <p>Diagnosis position: Primary</p> <p>Source of algorithm: DUPLICATE team, investigator reviewed codes</p> <p>Measurement characteristics: N/A</p>	

9	Chronic New York Heart Association Functional Classification IV heart failure Planned coronary, carotid, or peripheral artery revascularization	Can't be measured in claims.	Can't be measured in claims.	Algorithm detail: A proportion of patients with NYHA class IV will be excluded from the cohort by exclusion criterion 8.
10		Can't be measured in claims. Applied before/after selection of index date: Before Assessment window: [-183, 0] Code type: DX Care setting: Any Diagnosis position: Any Source of algorithm: PROMISE team Measurement characteristics: N/A	Can't be measured in claims. Applied before/after selection of index date: Before Assessment window: [-183, 0] Code type: DX Care setting: Any Diagnosis position: Any Source of algorithm: PROMISE team Measurement characteristics: N/A	
11	History of chronic or acute pancreatitis	Applied before/after selection of index date: Before Assessment window: [-365, 0] Code type: DX, Care setting: Inpatient Diagnosis position: Any Source of algorithm: PROMISE team, https://pubmed.ncbi.nlm.nih.gov/35857336/ , Investigator reviewed codes Measurement characteristics: N/A	Applied before/after selection of index date: Before Assessment window: [-365, 0] Code type: DX, Care setting: Inpatient Diagnosis position: Any Source of algorithm: PROMISE team, https://pubmed.ncbi.nlm.nih.gov/35857336/ , Investigator reviewed codes Measurement characteristics: N/A	
12	Known clinically significant gastric emptying abnormality or bariatric surgery	Applied before/after selection of index date: Before Assessment window: [-183, 0] Code type: DX, PX Care setting: Any Diagnosis position: Any Source of algorithm: Investigator reviewed codes Measurement characteristics: N/A	Applied before/after selection of index date: Before Assessment window: [-183, 0] Code type: DX, PX Care setting: Any Diagnosis position: Any Source of algorithm: Investigator reviewed codes Measurement characteristics: N/A	See SUMMIT
13	Liver disease (not including non-alcoholic fatty liver disease [NAFLD]) or ALT level $\geq 3X$ the ULN	Applied before/after selection of index date: Before Assessment window: [-365, 0] Code type: DX, PX Care setting: Any Diagnosis position: Any Source of algorithm: PROMISE team Measurement characteristics: N/A	Applied before/after selection of index date: Before Assessment window: [-365, 0] Code type: DX, PX Care setting: Any Diagnosis position: Any Source of algorithm: PROMISE team Measurement characteristics: N/A	Algorithm detail: Based on diagnostic codes rather than laboratory values.
14	eGFR < 15 mL/Min/1.73 m ² or on chronic dialysis	Applied before/after selection of index date: Before Assessment window: [all available data, 0] Code type: DX Care setting: Any Diagnosis position: Any Source of algorithm: PROMISE team Measurement characteristics: N/A	Applied before/after selection of index date: Before Assessment window: [all available data, 0] Code type: DX Care setting: Any Diagnosis position: Any Source of algorithm: PROMISE team Measurement characteristics: N/A	Algorithm detail: Proxied by ICD-10-CM codes for chronic kidney disease stage 5 OR end-stage renal disease OR ICD-10-CM procedure codes for dialysis.
15	Family or personal history of multiple endocrine neoplasia or medullary thyroid carcinoma	Source of algorithm: PROMISE team Measurement characteristics: N/A	Source of algorithm: PROMISE team Measurement characteristics: N/A	
16	Elevated serum calcitonin level	Can't be measured in claims.	Can't be measured in claims.	
17	Cardiovascular event or intervention < 60 days prior to screening	Applied before/after selection of index date: Before Assessment window: [-60, 0] for all except unstable angina [-30, 0] Code type: DX, PX Care setting: Inpatient/ED for MI, Stroke, TIA, inpatient for procedures Diagnosis position: Any Source of algorithm: PROMISE team, Investigator reviewed codes Measurement characteristics: N/A	Applied before/after selection of index date: Before Assessment window: [-60, 0] for all except unstable angina [-30, 0] Code type: DX, PX Care setting: Inpatient/ED for MI, Stroke, TIA, inpatient for procedures Diagnosis position: Any Source of algorithm: PROMISE team, Investigator reviewed codes Measurement characteristics: N/A	
18	GLP-1-RA or pramlintide treatment within 3 months prior to Visit 1	Applied before/after selection of index date: Before Assessment window: [-365, 0] Code type: DX Care setting: Any Diagnosis position: Any Source of algorithm: Pregnancy team Measurement characteristics: N/A	Applied before/after selection of index date: Before Assessment window: [-365, 0] Code type: DX Care setting: Any Diagnosis position: Any Source of algorithm: Pregnancy team Measurement characteristics: N/A	Algorithm detail: Proxied by ICD-10-CM codes indicative of pregnancy at baseline.
19	Women who are pregnant or breastfeeding	Measurement characteristics: N/A	Measurement characteristics: N/A	

Variable_Name	Code	Code_category	Code_type	Notes
Exposure				
Tirzepatide	TIRZEPATIDE	RX	Generic	NDC Route of administration: SUBCUTANEOUS
Tirzepatide	0002115201	RX	NDC	
Tirzepatide	0002124301	RX	NDC	
Tirzepatide	0002145701	RX	NDC	
Tirzepatide	0002145780	RX	NDC	
Tirzepatide	0002146001	RX	NDC	
Tirzepatide	0002146080	RX	NDC	
Tirzepatide	0002147101	RX	NDC	
Tirzepatide	0002147180	RX	NDC	
Tirzepatide	0002148401	RX	NDC	
Tirzepatide	0002148480	RX	NDC	
Tirzepatide	0002149501	RX	NDC	
Tirzepatide	0002149580	RX	NDC	
Tirzepatide	0002150601	RX	NDC	
Tirzepatide	0002150661	RX	NDC	
Tirzepatide	0002150680	RX	NDC	
Tirzepatide	0002221401	RX	NDC	
Tirzepatide	0002234001	RX	NDC	
Tirzepatide	0002242301	RX	NDC	
Tirzepatide	0002300201	RX	NDC	
Tirzepatide	MOUNJARO	RX	Brand	NDC Route of administration: SUBCUTANEOUS
Tirzepatide	ZEPBOUND	RX	Brand	NDC Route of administration: SUBCUTANEOUS
Comparator				
Sitagliptin	SITAGLIPTIN	RX	Generic	NDC Route of Administration: ORAL
Sitagliptin	0006011201	RX	NDC	
Sitagliptin	0006011228	RX	NDC	
Sitagliptin	0006011231	RX	NDC	
Sitagliptin	0006011254	RX	NDC	
Sitagliptin	0006022101	RX	NDC	
Sitagliptin	0006022128	RX	NDC	
Sitagliptin	0006022131	RX	NDC	
Sitagliptin	0006022154	RX	NDC	
Sitagliptin	0006027701	RX	NDC	
Sitagliptin	0006027702	RX	NDC	
Sitagliptin	0006027714	RX	NDC	
Sitagliptin	0006027727	RX	NDC	
Sitagliptin	0006027728	RX	NDC	
Sitagliptin	0006027730	RX	NDC	
Sitagliptin	0006027731	RX	NDC	
Sitagliptin	0006027733	RX	NDC	

Sitagliptin	0006027754	RX	NDC	
Sitagliptin	0006027782	RX	NDC	
Sitagliptin	0006057501	RX	NDC	Sitagliptin/metformin
Sitagliptin	0006057502	RX	NDC	Sitagliptin/metformin
Sitagliptin	0006057503	RX	NDC	Sitagliptin/metformin
Sitagliptin	0006057552	RX	NDC	Sitagliptin/metformin
Sitagliptin	0006057556	RX	NDC	Sitagliptin/metformin
Sitagliptin	0006057561	RX	NDC	Sitagliptin/metformin
Sitagliptin	0006057562	RX	NDC	Sitagliptin/metformin
Sitagliptin	0006057582	RX	NDC	Sitagliptin/metformin
Sitagliptin	0006057701	RX	NDC	Sitagliptin/metformin
Sitagliptin	0006057702	RX	NDC	Sitagliptin/metformin
Sitagliptin	0006057703	RX	NDC	Sitagliptin/metformin
Sitagliptin	0006057752	RX	NDC	Sitagliptin/metformin
Sitagliptin	0006057756	RX	NDC	Sitagliptin/metformin
Sitagliptin	0006057761	RX	NDC	Sitagliptin/metformin
Sitagliptin	0006057762	RX	NDC	Sitagliptin/metformin
Sitagliptin	0006057782	RX	NDC	Sitagliptin/metformin
Sitagliptin	0006007814	RX	NDC	Sitagliptin/metformin
Sitagliptin	0006007828	RX	NDC	Sitagliptin/metformin
Sitagliptin	0006007861	RX	NDC	Sitagliptin/metformin
Sitagliptin	0006007862	RX	NDC	Sitagliptin/metformin
Sitagliptin	0006007882	RX	NDC	Sitagliptin/metformin
Sitagliptin	0006008014	RX	NDC	Sitagliptin/metformin
Sitagliptin	0006008028	RX	NDC	Sitagliptin/metformin
Sitagliptin	0006008061	RX	NDC	Sitagliptin/metformin
Sitagliptin	0006008062	RX	NDC	Sitagliptin/metformin
Sitagliptin	0006008082	RX	NDC	Sitagliptin/metformin
Sitagliptin	0006008107	RX	NDC	Sitagliptin/metformin
Sitagliptin	0006008114	RX	NDC	Sitagliptin/metformin
Sitagliptin	0006008131	RX	NDC	Sitagliptin/metformin
Sitagliptin	0006008154	RX	NDC	Sitagliptin/metformin
Sitagliptin	0006008182	RX	NDC	Sitagliptin/metformin
Sitagliptin	JANUVIA	RX	Generic	NDC Route of Administration: ORAL
Sitagliptin	SITAGLIPTIN/ METFORMIN HYDROCHLORIDE	RX	Generic	NDC Route of Administration: ORAL

Category	Variable_name	Code	Code_category	Description
1	Patients > 40			
2	Diagnosed with T2DM	E11.0	DX	TYPE 2 DIABETES MELLITUS WITH HYPEROSMOLARITY
2	Diagnosed with T2DM	E11.00	DX	TYPE 2 DIABETES MELLITUS WITH HYPEROSMOLARITY WITHOUT NONKETOTIC HYPERGLYCEMIC-HYPEROSMOLAR COMA (NKHHC)
2	Diagnosed with T2DM	E11.01	DX	TYPE 2 DIABETES MELLITUS WITH HYPEROSMOLARITY WITH COMA
2	Diagnosed with T2DM	E11.1	DX	TYPE 2 DIABETES MELLITUS WITH KETOACIDOSIS
2	Diagnosed with T2DM	E11.10	DX	TYPE 2 DIABETES MELLITUS WITH KETOACIDOSIS WITHOUT COMA
2	Diagnosed with T2DM	E11.11	DX	TYPE 2 DIABETES MELLITUS WITH KETOACIDOSIS WITH COMA
2	Diagnosed with T2DM	E11.2	DX	TYPE 2 DIABETES MELLITUS WITH KIDNEY COMPLICATIONS
2	Diagnosed with T2DM	E11.21	DX	TYPE 2 DIABETES MELLITUS WITH DIABETIC NEPHROPATHY
2	Diagnosed with T2DM	E11.22	DX	TYPE 2 DIABETES MELLITUS WITH DIABETIC CHRONIC KIDNEY DISEASE
2	Diagnosed with T2DM	E11.29	DX	TYPE 2 DIABETES MELLITUS WITH OTHER DIABETIC KIDNEY COMPLICATION
2	Diagnosed with T2DM	E11.3	DX	TYPE 2 DIABETES MELLITUS WITH OPHTHALMIC COMPLICATIONS
2	Diagnosed with T2DM	E11.31	DX	TYPE 2 DIABETES MELLITUS WITH UNSPECIFIED DIABETIC RETINOPATHY
2	Diagnosed with T2DM	E11.311	DX	TYPE 2 DIABETES MELLITUS WITH UNSPECIFIED DIABETIC RETINOPATHY WITH MACULAR EDEMA
2	Diagnosed with T2DM	E11.319	DX	TYPE 2 DIABETES MELLITUS WITH UNSPECIFIED DIABETIC RETINOPATHY WITHOUT MACULAR EDEMA
2	Diagnosed with T2DM	E11.32	DX	TYPE 2 DIABETES MELLITUS WITH MILD NONPROLIFERATIVE DIABETIC RETINOPATHY
2	Diagnosed with T2DM	E11.321	DX	TYPE 2 DIABETES MELLITUS WITH MILD NONPROLIFERATIVE DIABETIC RETINOPATHY WITH MACULAR EDEMA
2	Diagnosed with T2DM	E11.3211	DX	TYPE 2 DIABETES MELLITUS WITH MILD NONPROLIFERATIVE DIABETIC RETINOPATHY WITH MACULAR EDEMA, RIGHT EYE
2	Diagnosed with T2DM	E11.3212	DX	TYPE 2 DIABETES MELLITUS WITH MILD NONPROLIFERATIVE DIABETIC RETINOPATHY WITH MACULAR EDEMA, LEFT EYE
2	Diagnosed with T2DM	E11.3213	DX	TYPE 2 DIABETES MELLITUS WITH MILD NONPROLIFERATIVE DIABETIC RETINOPATHY WITH MACULAR EDEMA, BILATERAL
2	Diagnosed with T2DM	E11.3219	DX	TYPE 2 DIABETES MELLITUS WITH MILD NONPROLIFERATIVE DIABETIC RETINOPATHY WITH MACULAR EDEMA, UNSPECIFIED EYE
2	Diagnosed with T2DM	E11.329	DX	TYPE 2 DIABETES MELLITUS WITH MILD NONPROLIFERATIVE DIABETIC RETINOPATHY WITHOUT MACULAR EDEMA
2	Diagnosed with T2DM	E11.3291	DX	TYPE 2 DIABETES MELLITUS WITH MILD NONPROLIFERATIVE DIABETIC RETINOPATHY WITHOUT MACULAR EDEMA, RIGHT EYE
2	Diagnosed with T2DM	E11.3292	DX	TYPE 2 DIABETES MELLITUS WITH MILD NONPROLIFERATIVE DIABETIC RETINOPATHY WITHOUT MACULAR EDEMA, LEFT EYE
2	Diagnosed with T2DM	E11.3293	DX	TYPE 2 DIABETES MELLITUS WITH MILD NONPROLIFERATIVE DIABETIC RETINOPATHY WITHOUT MACULAR EDEMA, BILATERAL
2	Diagnosed with T2DM	E11.3299	DX	TYPE 2 DIABETES MELLITUS WITH MILD NONPROLIFERATIVE DIABETIC RETINOPATHY WITHOUT MACULAR EDEMA, UNSPECIFIED EYE
2	Diagnosed with T2DM	E11.33	DX	TYPE 2 DIABETES MELLITUS WITH MODERATE NONPROLIFERATIVE DIABETIC RETINOPATHY
2	Diagnosed with T2DM	E11.331	DX	TYPE 2 DIABETES MELLITUS WITH MODERATE NONPROLIFERATIVE DIABETIC RETINOPATHY WITH MACULAR EDEMA
2	Diagnosed with T2DM	E11.3311	DX	TYPE 2 DIABETES MELLITUS WITH MODERATE NONPROLIFERATIVE DIABETIC RETINOPATHY WITH MACULAR EDEMA, RIGHT EYE
2	Diagnosed with T2DM	E11.3312	DX	TYPE 2 DIABETES MELLITUS WITH MODERATE NONPROLIFERATIVE DIABETIC RETINOPATHY WITH MACULAR EDEMA, LEFT EYE
2	Diagnosed with T2DM	E11.3313	DX	TYPE 2 DIABETES MELLITUS WITH MODERATE NONPROLIFERATIVE DIABETIC RETINOPATHY WITH MACULAR EDEMA, BILATERAL
2	Diagnosed with T2DM	E11.3319	DX	TYPE 2 DIABETES MELLITUS WITH MODERATE NONPROLIFERATIVE DIABETIC RETINOPATHY WITH MACULAR EDEMA, UNSPECIFIED EYE
2	Diagnosed with T2DM	E11.339	DX	TYPE 2 DIABETES MELLITUS WITH MODERATE NONPROLIFERATIVE DIABETIC RETINOPATHY WITHOUT MACULAR EDEMA
2	Diagnosed with T2DM	E11.3391	DX	TYPE 2 DIABETES MELLITUS WITH MODERATE NONPROLIFERATIVE DIABETIC RETINOPATHY WITHOUT MACULAR EDEMA, RIGHT EYE
2	Diagnosed with T2DM	E11.3392	DX	TYPE 2 DIABETES MELLITUS WITH MODERATE NONPROLIFERATIVE DIABETIC RETINOPATHY WITHOUT MACULAR EDEMA, LEFT EYE
2	Diagnosed with T2DM	E11.3393	DX	TYPE 2 DIABETES MELLITUS WITH MODERATE NONPROLIFERATIVE DIABETIC RETINOPATHY WITHOUT MACULAR EDEMA, BILATERAL
2	Diagnosed with T2DM	E11.3399	DX	TYPE 2 DIABETES MELLITUS WITH MODERATE NONPROLIFERATIVE DIABETIC RETINOPATHY WITHOUT MACULAR EDEMA, UNSPECIFIED EYE
2	Diagnosed with T2DM	E11.34	DX	TYPE 2 DIABETES MELLITUS WITH SEVERE NONPROLIFERATIVE DIABETIC RETINOPATHY
2	Diagnosed with T2DM	E11.341	DX	TYPE 2 DIABETES MELLITUS WITH SEVERE NONPROLIFERATIVE DIABETIC RETINOPATHY WITH MACULAR EDEMA
2	Diagnosed with T2DM	E11.3411	DX	TYPE 2 DIABETES MELLITUS WITH SEVERE NONPROLIFERATIVE DIABETIC RETINOPATHY WITH MACULAR EDEMA, RIGHT EYE
2	Diagnosed with T2DM	E11.3412	DX	TYPE 2 DIABETES MELLITUS WITH SEVERE NONPROLIFERATIVE DIABETIC RETINOPATHY WITH MACULAR EDEMA, LEFT EYE
2	Diagnosed with T2DM	E11.3413	DX	TYPE 2 DIABETES MELLITUS WITH SEVERE NONPROLIFERATIVE DIABETIC RETINOPATHY WITH MACULAR EDEMA, BILATERAL
2	Diagnosed with T2DM	E11.3419	DX	TYPE 2 DIABETES MELLITUS WITH SEVERE NONPROLIFERATIVE DIABETIC RETINOPATHY WITH MACULAR EDEMA, UNSPECIFIED EYE
2	Diagnosed with T2DM	E11.349	DX	TYPE 2 DIABETES MELLITUS WITH SEVERE NONPROLIFERATIVE DIABETIC RETINOPATHY WITHOUT MACULAR EDEMA
2	Diagnosed with T2DM	E11.3491	DX	TYPE 2 DIABETES MELLITUS WITH SEVERE NONPROLIFERATIVE DIABETIC RETINOPATHY WITHOUT MACULAR EDEMA, RIGHT EYE
2	Diagnosed with T2DM	E11.3492	DX	TYPE 2 DIABETES MELLITUS WITH SEVERE NONPROLIFERATIVE DIABETIC RETINOPATHY WITHOUT MACULAR EDEMA, LEFT EYE
2	Diagnosed with T2DM	E11.3493	DX	TYPE 2 DIABETES MELLITUS WITH SEVERE NONPROLIFERATIVE DIABETIC RETINOPATHY WITHOUT MACULAR EDEMA, BILATERAL
2	Diagnosed with T2DM	E11.3499	DX	TYPE 2 DIABETES MELLITUS WITH SEVERE NONPROLIFERATIVE DIABETIC RETINOPATHY WITHOUT MACULAR EDEMA, UNSPECIFIED EYE

2 Diagnosed with T2DM	E11.35	DX	TYPE 2 DIABETES MELLITUS WITH PROLIFERATIVE DIABETIC RETINOPATHY
2 Diagnosed with T2DM	E11.351	DX	TYPE 2 DIABETES MELLITUS WITH PROLIFERATIVE DIABETIC RETINOPATHY WITH MACULAR EDEMA
2 Diagnosed with T2DM	E11.3511	DX	TYPE 2 DIABETES MELLITUS WITH PROLIFERATIVE DIABETIC RETINOPATHY WITH MACULAR EDEMA, RIGHT EYE
2 Diagnosed with T2DM	E11.3512	DX	TYPE 2 DIABETES MELLITUS WITH PROLIFERATIVE DIABETIC RETINOPATHY WITH MACULAR EDEMA, LEFT EYE
2 Diagnosed with T2DM	E11.3513	DX	TYPE 2 DIABETES MELLITUS WITH PROLIFERATIVE DIABETIC RETINOPATHY WITH MACULAR EDEMA, BILATERAL
2 Diagnosed with T2DM	E11.3519	DX	TYPE 2 DIABETES MELLITUS WITH PROLIFERATIVE DIABETIC RETINOPATHY WITH MACULAR EDEMA, UNSPECIFIED EYE
2 Diagnosed with T2DM	E11.352	DX	TYPE 2 DIABETES MELLITUS WITH PROLIFERATIVE DIABETIC RETINOPATHY WITH TRACTION RETINAL DETACHMENT INVOLVING THE MACULA
2 Diagnosed with T2DM	E11.3521	DX	TYPE 2 DIABETES MELLITUS WITH PROLIFERATIVE DIABETIC RETINOPATHY WITH TRACTION RETINAL DETACHMENT INVOLVING THE MACULA, RIGHT EYE
2 Diagnosed with T2DM	E11.3522	DX	TYPE 2 DIABETES MELLITUS WITH PROLIFERATIVE DIABETIC RETINOPATHY WITH TRACTION RETINAL DETACHMENT INVOLVING THE MACULA, LEFT EYE
2 Diagnosed with T2DM	E11.3523	DX	TYPE 2 DIABETES MELLITUS WITH PROLIFERATIVE DIABETIC RETINOPATHY WITH TRACTION RETINAL DETACHMENT INVOLVING THE MACULA, BILATERAL
2 Diagnosed with T2DM	E11.3529	DX	TYPE 2 DIABETES MELLITUS WITH PROLIFERATIVE DIABETIC RETINOPATHY WITH TRACTION RETINAL DETACHMENT INVOLVING THE MACULA, UNSPECIFIED EYE
2 Diagnosed with T2DM	E11.353	DX	TYPE 2 DIABETES MELLITUS WITH PROLIFERATIVE DIABETIC RETINOPATHY WITH TRACTION RETINAL DETACHMENT NOT INVOLVING THE MACULA
2 Diagnosed with T2DM	E11.3531	DX	TYPE 2 DIABETES MELLITUS WITH PROLIFERATIVE DIABETIC RETINOPATHY WITH TRACTION RETINAL DETACHMENT NOT INVOLVING THE MACULA, RIGHT EYE
2 Diagnosed with T2DM	E11.3532	DX	TYPE 2 DIABETES MELLITUS WITH PROLIFERATIVE DIABETIC RETINOPATHY WITH TRACTION RETINAL DETACHMENT NOT INVOLVING THE MACULA, LEFT EYE
2 Diagnosed with T2DM	E11.3533	DX	TYPE 2 DIABETES MELLITUS WITH PROLIFERATIVE DIABETIC RETINOPATHY WITH TRACTION RETINAL DETACHMENT NOT INVOLVING THE MACULA, BILATERAL
2 Diagnosed with T2DM	E11.3539	DX	TYPE 2 DIABETES MELLITUS WITH PROLIFERATIVE DIABETIC RETINOPATHY WITH TRACTION RETINAL DETACHMENT NOT INVOLVING THE MACULA, UNSPECIFIED EYE
2 Diagnosed with T2DM	E11.354	DX	TYPE 2 DIABETES MELLITUS WITH PROLIFERATIVE DIABETIC RETINOPATHY WITH COMBINED TRACTION RETINAL DETACHMENT AND RHEGMATOGENOUS RETINAL DETACHMENT
2 Diagnosed with T2DM	E11.3541	DX	TYPE 2 DIABETES MELLITUS WITH PROLIFERATIVE DIABETIC RETINOPATHY WITH COMBINED TRACTION RETINAL DETACHMENT AND RHEGMATOGENOUS RETINAL DETACHMENT, RIGHT EYE
2 Diagnosed with T2DM	E11.3542	DX	TYPE 2 DIABETES MELLITUS WITH PROLIFERATIVE DIABETIC RETINOPATHY WITH COMBINED TRACTION RETINAL DETACHMENT AND RHEGMATOGENOUS RETINAL DETACHMENT, LEFT EYE
2 Diagnosed with T2DM	E11.3543	DX	TYPE 2 DIABETES MELLITUS WITH PROLIFERATIVE DIABETIC RETINOPATHY WITH COMBINED TRACTION RETINAL DETACHMENT AND RHEGMATOGENOUS RETINAL DETACHMENT, BILATERAL
2 Diagnosed with T2DM	E11.3549	DX	TYPE 2 DIABETES MELLITUS WITH PROLIFERATIVE DIABETIC RETINOPATHY WITH COMBINED TRACTION RETINAL DETACHMENT AND RHEGMATOGENOUS RETINAL DETACHMENT, UNSPECIFIED EYE
2 Diagnosed with T2DM	E11.355	DX	TYPE 2 DIABETES MELLITUS WITH STABLE PROLIFERATIVE DIABETIC RETINOPATHY
2 Diagnosed with T2DM	E11.3551	DX	TYPE 2 DIABETES MELLITUS WITH STABLE PROLIFERATIVE DIABETIC RETINOPATHY, RIGHT EYE
2 Diagnosed with T2DM	E11.3552	DX	TYPE 2 DIABETES MELLITUS WITH STABLE PROLIFERATIVE DIABETIC RETINOPATHY, LEFT EYE
2 Diagnosed with T2DM	E11.3553	DX	TYPE 2 DIABETES MELLITUS WITH STABLE PROLIFERATIVE DIABETIC RETINOPATHY, BILATERAL
2 Diagnosed with T2DM	E11.3559	DX	TYPE 2 DIABETES MELLITUS WITH STABLE PROLIFERATIVE DIABETIC RETINOPATHY, UNSPECIFIED EYE
2 Diagnosed with T2DM	E11.359	DX	TYPE 2 DIABETES MELLITUS WITH PROLIFERATIVE DIABETIC RETINOPATHY WITHOUT MACULAR EDEMA
2 Diagnosed with T2DM	E11.3591	DX	TYPE 2 DIABETES MELLITUS WITH PROLIFERATIVE DIABETIC RETINOPATHY WITHOUT MACULAR EDEMA, RIGHT EYE
2 Diagnosed with T2DM	E11.3592	DX	TYPE 2 DIABETES MELLITUS WITH PROLIFERATIVE DIABETIC RETINOPATHY WITHOUT MACULAR EDEMA, LEFT EYE
2 Diagnosed with T2DM	E11.3593	DX	TYPE 2 DIABETES MELLITUS WITH PROLIFERATIVE DIABETIC RETINOPATHY WITHOUT MACULAR EDEMA, BILATERAL
2 Diagnosed with T2DM	E11.3599	DX	TYPE 2 DIABETES MELLITUS WITH PROLIFERATIVE DIABETIC RETINOPATHY WITHOUT MACULAR EDEMA, UNSPECIFIED EYE
2 Diagnosed with T2DM	E11.36	DX	TYPE 2 DIABETES MELLITUS WITH DIABETIC CATARACT
2 Diagnosed with T2DM	E11.37	DX	TYPE 2 DIABETES MELLITUS WITH DIABETIC MACULAR EDEMA, RESOLVED FOLLOWING TREATMENT
2 Diagnosed with T2DM	E11.37X1	DX	TYPE 2 DIABETES MELLITUS WITH DIABETIC MACULAR EDEMA, RESOLVED FOLLOWING TREATMENT, RIGHT EYE
2 Diagnosed with T2DM	E11.37X2	DX	TYPE 2 DIABETES MELLITUS WITH DIABETIC MACULAR EDEMA, RESOLVED FOLLOWING TREATMENT, LEFT EYE
2 Diagnosed with T2DM	E11.37X3	DX	TYPE 2 DIABETES MELLITUS WITH DIABETIC MACULAR EDEMA, RESOLVED FOLLOWING TREATMENT, BILATERAL
2 Diagnosed with T2DM	E11.37X9	DX	TYPE 2 DIABETES MELLITUS WITH DIABETIC MACULAR EDEMA, RESOLVED FOLLOWING TREATMENT, UNSPECIFIED EYE
2 Diagnosed with T2DM	E11.39	DX	TYPE 2 DIABETES MELLITUS WITH OTHER DIABETIC OPHTHALMIC COMPLICATION
2 Diagnosed with T2DM	E11.4	DX	TYPE 2 DIABETES MELLITUS WITH NEUROLOGICAL COMPLICATIONS
2 Diagnosed with T2DM	E11.40	DX	TYPE 2 DIABETES MELLITUS WITH DIABETIC NEUROPATHY, UNSPECIFIED
2 Diagnosed with T2DM	E11.41	DX	TYPE 2 DIABETES MELLITUS WITH DIABETIC MONONEUROPATHY
2 Diagnosed with T2DM	E11.42	DX	TYPE 2 DIABETES MELLITUS WITH DIABETIC POLYNEUROPATHY
2 Diagnosed with T2DM	E11.43	DX	TYPE 2 DIABETES MELLITUS WITH DIABETIC AUTONOMIC (POLY)NEUROPATHY
2 Diagnosed with T2DM	E11.44	DX	TYPE 2 DIABETES MELLITUS WITH DIABETIC AMYOTROPHY
2 Diagnosed with T2DM	E11.49	DX	TYPE 2 DIABETES MELLITUS WITH OTHER DIABETIC NEUROLOGICAL COMPLICATION
2 Diagnosed with T2DM	E11.5	DX	TYPE 2 DIABETES MELLITUS WITH CIRCULATORY COMPLICATIONS
2 Diagnosed with T2DM	E11.51	DX	TYPE 2 DIABETES MELLITUS WITH DIABETIC PERIPHERAL ANGIOPATHY WITHOUT GANGRENE

2 Diagnosed with T2DM	E11.52	DX	TYPE 2 DIABETES MELLITUS WITH DIABETIC PERIPHERAL ANGIOPATHY WITH GANGRENE
2 Diagnosed with T2DM	E11.59	DX	TYPE 2 DIABETES MELLITUS WITH OTHER CIRCULATORY COMPLICATIONS
2 Diagnosed with T2DM	E11.6	DX	TYPE 2 DIABETES MELLITUS WITH OTHER SPECIFIED COMPLICATIONS
2 Diagnosed with T2DM	E11.61	DX	TYPE 2 DIABETES MELLITUS WITH DIABETIC ARTHROPATHY
2 Diagnosed with T2DM	E11.610	DX	TYPE 2 DIABETES MELLITUS WITH DIABETIC NEUROPATHIC ARTHROPATHY
2 Diagnosed with T2DM	E11.618	DX	TYPE 2 DIABETES MELLITUS WITH OTHER DIABETIC ARTHROPATHY
2 Diagnosed with T2DM	E11.62	DX	TYPE 2 DIABETES MELLITUS WITH SKIN COMPLICATIONS
2 Diagnosed with T2DM	E11.620	DX	TYPE 2 DIABETES MELLITUS WITH DIABETIC DERMATITIS
2 Diagnosed with T2DM	E11.621	DX	TYPE 2 DIABETES MELLITUS WITH FOOT ULCER
2 Diagnosed with T2DM	E11.622	DX	TYPE 2 DIABETES MELLITUS WITH OTHER SKIN ULCER
2 Diagnosed with T2DM	E11.628	DX	TYPE 2 DIABETES MELLITUS WITH OTHER SKIN COMPLICATIONS
2 Diagnosed with T2DM	E11.63	DX	TYPE 2 DIABETES MELLITUS WITH ORAL COMPLICATIONS
2 Diagnosed with T2DM	E11.630	DX	TYPE 2 DIABETES MELLITUS WITH PERIODONTAL DISEASE
2 Diagnosed with T2DM	E11.638	DX	TYPE 2 DIABETES MELLITUS WITH OTHER ORAL COMPLICATIONS
2 Diagnosed with T2DM	E11.64	DX	TYPE 2 DIABETES MELLITUS WITH HYPOGLYCEMIA
2 Diagnosed with T2DM	E11.641	DX	TYPE 2 DIABETES MELLITUS WITH HYPOGLYCEMIA WITH COMA
2 Diagnosed with T2DM	E11.649	DX	TYPE 2 DIABETES MELLITUS WITH HYPOGLYCEMIA WITHOUT COMA
2 Diagnosed with T2DM	E11.65	DX	TYPE 2 DIABETES MELLITUS WITH HYPERGLYCEMIA
2 Diagnosed with T2DM	E11.69	DX	TYPE 2 DIABETES MELLITUS WITH OTHER SPECIFIED COMPLICATION
2 Diagnosed with T2DM	E11.8	DX	TYPE 2 DIABETES MELLITUS WITH UNSPECIFIED COMPLICATIONS
2 Diagnosed with T2DM	E11.9	DX	TYPE 2 DIABETES MELLITUS WITHOUT COMPLICATIONS
3 HbA1c ≥7% and ≤10.5%	17855-8	LOINC	
3 HbA1c ≥7% and ≤10.5%	17856-6	LOINC	
3 HbA1c ≥7% and ≤10.5%	41995-2	LOINC	
3 HbA1c ≥7% and ≤10.5%	43150-2	LOINC	
3 HbA1c ≥7% and ≤10.5%	4548-4	LOINC	
3 HbA1c ≥7% and ≤10.5%	71875-9	LOINC	
3 HbA1c ≥7% and ≤10.5%	74246-0	LOINC	
3 HbA1c ≥7% and ≤10.5%	62388-4	LOINC	
3 HbA1c ≥7% and ≤10.5%	59261-8	LOINC	
3 HbA1c ≥7% and ≤10.5%	55454-3	LOINC	
3 HbA1c ≥7% and ≤10.5%	4549-2	LOINC	
4 BMI ≥ 25kg/m2	39156-5	LOINC	BODY MASS INDEX (BMI) [Ratio]
4 BMI ≥ 25kg/m2	Z68.25	DX	BMI 25.0-25.9, ADULT
4 BMI ≥ 25kg/m2	Z68.26	DX	BMI 26.0-26.9, ADULT
4 BMI ≥ 25kg/m2	Z68.27	DX	BMI 27.0-27.9, ADULT
4 BMI ≥ 25kg/m2	Z68.28	DX	BMI 28.0-28.9, ADULT
4 BMI ≥ 25kg/m2	Z68.29	DX	BMI 29.0-29.9, ADULT
4 BMI ≥ 25kg/m2	E66	DX	OVERWEIGHT AND OBESITY
4 BMI ≥ 25kg/m2	E66.0	DX	OBESITY DUE TO EXCESS CALORIES
4 BMI ≥ 25kg/m2	E66.01	DX	MORBID (SEVERE) OBESITY DUE TO EXCESS CALORIES
4 BMI ≥ 25kg/m2	E66.09	DX	OTHER OBESITY DUE TO EXCESS CALORIES
4 BMI ≥ 25kg/m2	E66.1	DX	DRUG-INDUCED OBESITY
4 BMI ≥ 25kg/m2	E66.2	DX	MORBID (SEVERE) OBESITY WITH ALVEOLAR HYPOVENTILATION
4 BMI ≥ 25kg/m2	E66.3	DX	OVERWEIGHT
4 BMI ≥ 25kg/m2	E66.30	DX	
4 BMI ≥ 25kg/m2	E66.31	DX	
4 BMI ≥ 25kg/m2	E66.32	DX	
4 BMI ≥ 25kg/m2	E66.36	DX	
4 BMI ≥ 25kg/m2	E66.8	DX	OTHER OBESITY
4 BMI ≥ 25kg/m2	E66.81	DX	OBESITY CLASS
4 BMI ≥ 25kg/m2	E66.811	DX	OBESITY, CLASS 1
4 BMI ≥ 25kg/m2	E66.812	DX	OBESITY, CLASS 2
4 BMI ≥ 25kg/m2	E66.813	DX	OBESITY, CLASS 3
4 BMI ≥ 25kg/m2	E66.89	DX	OTHER OBESITY NOT ELSEWHERE CLASSIFIED
4 BMI ≥ 25kg/m2	E66.9	DX	OBESITY, UNSPECIFIED
4 BMI ≥ 25kg/m2	Z68.30	DX	BODY MASS INDEX [BMI] 30.0-30.9, ADULT
4 BMI ≥ 25kg/m2	Z68.31	DX	BODY MASS INDEX [BMI] 31.0-31.9, ADULT
4 BMI ≥ 25kg/m2	Z68.32	DX	BODY MASS INDEX [BMI] 32.0-32.9, ADULT
4 BMI ≥ 25kg/m2	Z68.33	DX	BODY MASS INDEX [BMI] 33.0-33.9, ADULT
4 BMI ≥ 25kg/m2	Z68.34	DX	BODY MASS INDEX [BMI] 34.0-34.9, ADULT
4 BMI ≥ 25kg/m2	Z68.35	DX	BODY MASS INDEX [BMI] 35.0-35.9, ADULT

4	BMI ≥ 25kg/m2	Z68.36	DX	BODY MASS INDEX [BMI] 36.0-36.9, ADULT
4	BMI ≥ 25kg/m2	Z68.37	DX	BODY MASS INDEX [BMI] 37.0-37.9, ADULT
4	BMI ≥ 25kg/m2	Z68.38	DX	BODY MASS INDEX [BMI] 38.0-38.9, ADULT
4	BMI ≥ 25kg/m2	Z68.39	DX	BODY MASS INDEX [BMI] 39.0-39.9, ADULT
4	BMI ≥ 25kg/m2	Z68.4	DX	BODY MASS INDEX [BMI] 40 OR GREATER, ADULT
4	BMI ≥ 25kg/m2	Z68.41	DX	BODY MASS INDEX [BMI] 40.0-44.9, ADULT
4	BMI ≥ 25kg/m2	Z68.42	DX	BODY MASS INDEX [BMI] 45.0-49.9, ADULT
4	BMI ≥ 25kg/m2	Z68.43	DX	BODY MASS INDEX [BMI] 50.0-59.9, ADULT
4	BMI ≥ 25kg/m2	Z68.44	DX	BODY MASS INDEX [BMI] 60.0-69.9, ADULT
4	BMI ≥ 25kg/m2	Z68.45	DX	BODY MASS INDEX [BMI] 70 OR GREATER, ADULT
5	Established CV-disease			
5.1	Coronary artery disease with any of the following:			
5.1.1	Documented history of myocardial infarction	I21	DX	ST ELEVATION (STEMI) MYOCARDIAL INFARCTION OF OTHER SITES
5.1.1	Documented history of myocardial infarction	I21.0	DX	ST ELEVATION (STEMI) MYOCARDIAL INFARCTION OF ANTERIOR WALL
5.1.1	Documented history of myocardial infarction	I21.01	DX	ST ELEVATION (STEMI) MYOCARDIAL INFARCTION INVOLVING LEFT MAIN CORONARY ARTERY
5.1.1	Documented history of myocardial infarction	I21.02	DX	ST ELEVATION (STEMI) MYOCARDIAL INFARCTION INVOLVING LEFT ANTERIOR DESCENDING CORONARY ARTERY
5.1.1	Documented history of myocardial infarction	I21.09	DX	ST ELEVATION (STEMI) MYOCARDIAL INFARCTION INVOLVING OTHER CORONARY ARTERY OF ANTERIOR WALL
5.1.1	Documented history of myocardial infarction	I21.1	DX	ST ELEVATION (STEMI) MYOCARDIAL INFARCTION OF INFERIOR WALL
5.1.1	Documented history of myocardial infarction	I21.11	DX	ST ELEVATION (STEMI) MYOCARDIAL INFARCTION INVOLVING RIGHT CORONARY ARTERY
5.1.1	Documented history of myocardial infarction	I21.19	DX	ST ELEVATION (STEMI) MYOCARDIAL INFARCTION INVOLVING OTHER CORONARY ARTERY OF INFERIOR WALL
5.1.1	Documented history of myocardial infarction	I21.2	DX	ST ELEVATION (STEMI) MYOCARDIAL INFARCTION OF OTHER SITES
5.1.1	Documented history of myocardial infarction	I21.21	DX	ST ELEVATION (STEMI) MYOCARDIAL INFARCTION INVOLVING LEFT CIRCUMFLEX CORONARY ARTERY
5.1.1	Documented history of myocardial infarction	I21.29	DX	ST ELEVATION (STEMI) MYOCARDIAL INFARCTION INVOLVING OTHER SITES
5.1.1	Documented history of myocardial infarction	I21.3	DX	ST ELEVATION (STEMI) MYOCARDIAL INFARCTION OF UNSPECIFIED SITE
5.1.1	Documented history of myocardial infarction	I21.4	DX	NON-ST ELEVATION (NSTEMI) MYOCARDIAL INFARCTION
5.1.1	Documented history of myocardial infarction	I21.9	DX	ACUTE MYOCARDIAL INFARCTION, UNSPECIFIED
5.1.1	Documented history of myocardial infarction	I21.A	DX	OTHER TYPE OF MYOCARDIAL INFARCTION
5.1.1	Documented history of myocardial infarction	I21.A1	DX	MYOCARDIAL INFARCTION TYPE 2
5.1.1	Documented history of myocardial infarction	I21.A9	DX	OTHER MYOCARDIAL INFARCTION TYPE
5.1.1	Documented history of myocardial infarction	I21.B	DX	Myocardial infarction with coronary microvascular dysfunction
5.1.1	Documented history of myocardial infarction	I22	DX	SUBSEQUENT ST ELEVATION (STEMI) AND NON-ST ELEVATION (NSTEMI) MYOCARDIAL INFARCTION
5.1.1	Documented history of myocardial infarction	I22.0	DX	SUBSEQUENT ST ELEVATION (STEMI) MYOCARDIAL INFARCTION OF ANTERIOR WALL
5.1.1	Documented history of myocardial infarction	I22.1	DX	SUBSEQUENT ST ELEVATION (STEMI) MYOCARDIAL INFARCTION OF INFERIOR WALL
5.1.1	Documented history of myocardial infarction	I22.2	DX	SUBSEQUENT NON-ST ELEVATION (NSTEMI) MYOCARDIAL INFARCTION
5.1.1	Documented history of myocardial infarction	I22.8	DX	SUBSEQUENT ST ELEVATION (STEMI) MYOCARDIAL INFARCTION OF OTHER SITES
5.1.1	Documented history of myocardial infarction	I22.9	DX	SUBSEQUENT ST ELEVATION (STEMI) MYOCARDIAL INFARCTION OF UNSPECIFIED SITE
5.1.1	Documented history of myocardial infarction	I23.0	DX	HEMOPERICARDIUM AS CURRENT COMPLICATION FOLLOWING ACUTE MYOCARDIAL INFARCTION

5.1.1	Documented history of myocardial infarction	I23.1		DX	ATRIAL SEPTAL DEFECT AS CURRENT COMPLICATION FOLLOWING ACUTE MYOCARDIAL INFARCTION
5.1.1	Documented history of myocardial infarction	I23.2		DX	VENTRICULAR SEPTAL DEFECT AS CURRENT COMPLICATION FOLLOWING ACUTE MYOCARDIAL INFARCTION
5.1.1	Documented history of myocardial infarction	I23.3		DX	RUPTURE OF CARDIAC WALL WITHOUT HEMOPERICARDIUM AS CURRENT COMPLICATION FOLLOWING ACUTE MYOCARDIAL INFARCTION
5.1.1	Documented history of myocardial infarction	I23.4		DX	RUPTURE OF CHORDAE TENDINEAE AS CURRENT COMPLICATION FOLLOWING ACUTE MYOCARDIAL INFARCTION
5.1.1	Documented history of myocardial infarction	I23.5		DX	RUPTURE OF PAPPILLARY MUSCLE AS CURRENT COMPLICATION FOLLOWING ACUTE MYOCARDIAL INFARCTION
5.1.1	Documented history of myocardial infarction	I23.6		DX	THROMBOSIS OF ATRIUM, AURICULAR APPENDAGE, AND VENTRICLE AS CURRENT COMPLICATIONS FOLLOWING ACUTE MYOCARDIAL INFARCTION
5.1.1	Documented history of myocardial infarction	I23.7		DX	POSTINFARCTION ANGINA
5.1.1	Documented history of myocardial infarction	I23.8		DX	OTHER CURRENT COMPLICATIONS FOLLOWING ACUTE MYOCARDIAL INFARCTION
5.1.1	Documented history of myocardial infarction	I25.2		DX	OLD MYOCARDIAL INFARCTION
5.1.2/5.1.3	≥50% stenosis in ≥1 major coronary arteries determined by invasive angiography/ ≥50% stenosis in 2 or more major coronary arteries	I20		DX	Angina pectoris
5.1.2/5.1.3	≥50% stenosis in ≥1 major coronary arteries determined by invasive angiography/ ≥50% stenosis in 2 or more major coronary arteries	I20.0		DX	Unstable angina
5.1.2/5.1.3	≥50% stenosis in ≥1 major coronary arteries determined by invasive angiography/ ≥50% stenosis in 2 or more major coronary arteries	I20.2		DX	Refractory angina pectoris
5.1.2/5.1.3	≥50% stenosis in ≥1 major coronary arteries determined by invasive angiography/ ≥50% stenosis in 2 or more major coronary arteries	I20.81		DX	Angina pectoris with coronary microvascular dysfunction
5.1.2/5.1.3	≥50% stenosis in ≥1 major coronary arteries determined by invasive angiography/ ≥50% stenosis in 2 or more major coronary arteries	I20.89		DX	Other forms of angina pectoris
5.1.2/5.1.3	≥50% stenosis in ≥1 major coronary arteries determined by invasive angiography/ ≥50% stenosis in 2 or more major coronary arteries	I20.1		DX	ANGINA PECTORIS WITH DOCUMENTED SPASM
5.1.2/5.1.3	≥50% stenosis in ≥1 major coronary arteries determined by invasive angiography/ ≥50% stenosis in 2 or more major coronary arteries	I20.8		DX	OTHER FORMS OF ANGINA PECTORIS
5.1.2/5.1.3	≥50% stenosis in ≥1 major coronary arteries determined by invasive angiography/ ≥50% stenosis in 2 or more major coronary arteries	I20.9		DX	ANGINA PECTORIS, UNSPECIFIED
5.1.2/5.1.4	≥50% stenosis in ≥1 major coronary arteries determined by invasive angiography/ ≥50% stenosis in 2 or more major coronary arteries	I25.10		DX	ATHEROSCLEROTIC HEART DISEASE OF NATIVE CORONARY ARTERY WITHOUT ANGINA PECTORIS
5.1.2/5.1.5	≥50% stenosis in ≥1 major coronary arteries determined by invasive angiography/ ≥50% stenosis in 2 or more major coronary arteries	I25.110		DX	ATHEROSCLEROTIC HEART DISEASE OF NATIVE CORONARY ARTERY WITH UNSTABLE ANGINA PECTORIS
5.1.2/5.1.3	≥50% stenosis in ≥1 major coronary arteries determined by invasive angiography/ ≥50% stenosis in 2 or more major coronary arteries	I25.111		DX	ATHEROSCLEROTIC HEART DISEASE OF NATIVE CORONARY ARTERY WITH ANGINA PECTORIS WITH DOCUMENTED SPASM

5.1.2/5.1.3	≥50% stenosis in ≥1 major coronary arteries determined by invasive angiography/ ≥50% stenosis in 2 or more major coronary arteries	I25.118	DX	ATHEROSCLEROTIC HEART DISEASE OF NATIVE CORONARY ARTERY WITH OTHER FORMS OF ANGINA PECTORIS
5.1.2/5.1.3	≥50% stenosis in ≥1 major coronary arteries determined by invasive angiography/ ≥50% stenosis in 2 or more major coronary arteries	I25.119	DX	ATHEROSCLEROTIC HEART DISEASE OF NATIVE CORONARY ARTERY WITH UNSPECIFIED ANGINA PECTORIS
5.1.2/5.1.3	≥50% stenosis in ≥1 major coronary arteries determined by invasive angiography/ ≥50% stenosis in 2 or more major coronary arteries	I25.701	DX	ATHEROSCLEROSIS OF CORONARY ARTERY BYPASS GRAFT(S), UNSPECIFIED, WITH ANGINA PECTORIS WITH DOCUMENTED SPASM
5.1.2/5.1.3	≥50% stenosis in ≥1 major coronary arteries determined by invasive angiography/ ≥50% stenosis in 2 or more major coronary arteries	I25.708	DX	ATHEROSCLEROSIS OF CORONARY ARTERY BYPASS GRAFT(S), UNSPECIFIED, WITH OTHER FORMS OF ANGINA PECTORIS
5.1.2/5.1.3	≥50% stenosis in ≥1 major coronary arteries determined by invasive angiography/ ≥50% stenosis in 2 or more major coronary arteries	I25.709	DX	ATHEROSCLEROSIS OF CORONARY ARTERY BYPASS GRAFT(S), UNSPECIFIED, WITH UNSPECIFIED ANGINA PECTORIS
5.1.2/5.1.3	≥50% stenosis in ≥1 major coronary arteries determined by invasive angiography/ ≥50% stenosis in 2 or more major coronary arteries	I25.711	DX	ATHEROSCLEROSIS OF AUTOLOGOUS VEIN CORONARY ARTERY BYPASS GRAFT(S) WITH ANGINA PECTORIS WITH DOCUMENTED SPASM
5.1.2/5.1.3	≥50% stenosis in ≥1 major coronary arteries determined by invasive angiography/ ≥50% stenosis in 2 or more major coronary arteries	I25.718	DX	ATHEROSCLEROSIS OF AUTOLOGOUS VEIN CORONARY ARTERY BYPASS GRAFT(S) WITH OTHER FORMS OF ANGINA PECTORIS
5.1.2/5.1.3	≥50% stenosis in ≥1 major coronary arteries determined by invasive angiography/ ≥50% stenosis in 2 or more major coronary arteries	I25.719	DX	ATHEROSCLEROSIS OF AUTOLOGOUS VEIN CORONARY ARTERY BYPASS GRAFT(S) WITH UNSPECIFIED ANGINA PECTORIS
5.1.2/5.1.3	≥50% stenosis in ≥1 major coronary arteries determined by invasive angiography/ ≥50% stenosis in 2 or more major coronary arteries	I25.721	DX	ATHEROSCLEROSIS OF AUTOLOGOUS ARTERY CORONARY ARTERY BYPASS GRAFT(S) WITH ANGINA PECTORIS WITH DOCUMENTED SPASM
5.1.2/5.1.3	≥50% stenosis in ≥1 major coronary arteries determined by invasive angiography/ ≥50% stenosis in 2 or more major coronary arteries	I25.728	DX	ATHEROSCLEROSIS OF AUTOLOGOUS ARTERY CORONARY ARTERY BYPASS GRAFT(S) WITH OTHER FORMS OF ANGINA PECTORIS
5.1.2/5.1.3	≥50% stenosis in ≥1 major coronary arteries determined by invasive angiography/ ≥50% stenosis in 2 or more major coronary arteries	I25.729	DX	ATHEROSCLEROSIS OF AUTOLOGOUS ARTERY CORONARY ARTERY BYPASS GRAFT(S) WITH UNSPECIFIED ANGINA PECTORIS
5.1.2/5.1.3	≥50% stenosis in ≥1 major coronary arteries determined by invasive angiography/ ≥50% stenosis in 2 or more major coronary arteries	I25.731	DX	ATHEROSCLEROSIS OF NONAUTOLOGOUS BIOLOGICAL CORONARY ARTERY BYPASS GRAFT(S) WITH ANGINA PECTORIS WITH DOCUMENTED SPASM
5.1.2/5.1.3	≥50% stenosis in ≥1 major coronary arteries determined by invasive angiography/ ≥50% stenosis in 2 or more major coronary arteries	I25.738	DX	ATHEROSCLEROSIS OF NONAUTOLOGOUS BIOLOGICAL CORONARY ARTERY BYPASS GRAFT(S) WITH OTHER FORMS OF ANGINA PECTORIS
5.1.2/5.1.3	≥50% stenosis in ≥1 major coronary arteries determined by invasive angiography/ ≥50% stenosis in 2 or more major coronary arteries	I25.739	DX	ATHEROSCLEROSIS OF NONAUTOLOGOUS BIOLOGICAL CORONARY ARTERY BYPASS GRAFT(S) WITH UNSPECIFIED ANGINA PECTORIS
5.1.2/5.1.3	≥50% stenosis in ≥1 major coronary arteries determined by invasive angiography/ ≥50% stenosis in 2 or more major coronary arteries	I25.751	DX	ATHEROSCLEROSIS OF NATIVE CORONARY ARTERY OF TRANSPLANTED HEART WITH ANGINA PECTORIS WITH DOCUMENTED SPASM

5.1.2/5.1.3	≥50% stenosis in ≥1 major coronary arteries determined by invasive angiography/ ≥50% stenosis in 2 or more major coronary arteries	I25.758	DX	ATHEROSCLEROSIS OF NATIVE CORONARY ARTERY OF TRANSPLANTED HEART WITH OTHER FORMS OF ANGINA PECTORIS
5.1.2/5.1.3	≥50% stenosis in ≥1 major coronary arteries determined by invasive angiography/ ≥50% stenosis in 2 or more major coronary arteries	I25.759	DX	ATHEROSCLEROSIS OF NATIVE CORONARY ARTERY OF TRANSPLANTED HEART WITH UNSPECIFIED ANGINA PECTORIS
5.1.2/5.1.3	≥50% stenosis in ≥1 major coronary arteries determined by invasive angiography/ ≥50% stenosis in 2 or more major coronary arteries	I25.761	DX	ATHEROSCLEROSIS OF BYPASS GRAFT OF CORONARY ARTERY OF TRANSPLANTED HEART WITH ANGINA PECTORIS WITH DOCUMENTED SPASM
5.1.2/5.1.3	≥50% stenosis in ≥1 major coronary arteries determined by invasive angiography/ ≥50% stenosis in 2 or more major coronary arteries	I25.768	DX	ATHEROSCLEROSIS OF BYPASS GRAFT OF CORONARY ARTERY OF TRANSPLANTED HEART WITH OTHER FORMS OF ANGINA PECTORIS
5.1.2/5.1.3	≥50% stenosis in ≥1 major coronary arteries determined by invasive angiography/ ≥50% stenosis in 2 or more major coronary arteries	I25.769	DX	ATHEROSCLEROSIS OF BYPASS GRAFT OF CORONARY ARTERY OF TRANSPLANTED HEART WITH UNSPECIFIED ANGINA PECTORIS
5.1.2/5.1.3	≥50% stenosis in ≥1 major coronary arteries determined by invasive angiography/ ≥50% stenosis in 2 or more major coronary arteries	I25.791	DX	ATHEROSCLEROSIS OF OTHER CORONARY ARTERY BYPASS GRAFT(S) WITH ANGINA PECTORIS WITH DOCUMENTED SPASM
5.1.2/5.1.3	≥50% stenosis in ≥1 major coronary arteries determined by invasive angiography/ ≥50% stenosis in 2 or more major coronary arteries	I25.798	DX	ATHEROSCLEROSIS OF OTHER CORONARY ARTERY BYPASS GRAFT(S) WITH OTHER FORMS OF ANGINA PECTORIS
5.1.2/5.1.3	≥50% stenosis in ≥1 major coronary arteries determined by invasive angiography/ ≥50% stenosis in 2 or more major coronary arteries	I25.799	DX	ATHEROSCLEROSIS OF OTHER CORONARY ARTERY BYPASS GRAFT(S) WITH UNSPECIFIED ANGINA PECTORIS
5.1.2/5.1.3	≥50% stenosis in ≥1 major coronary arteries determined by invasive angiography/ ≥50% stenosis in 2 or more major coronary arteries	I25.3	DX	ANEURYSM OF HEART
5.1.2/5.1.3	≥50% stenosis in ≥1 major coronary arteries determined by invasive angiography/ ≥50% stenosis in 2 or more major coronary arteries	I25.41	DX	CORONARY ARTERY ANEURYSM
5.1.2/5.1.3	≥50% stenosis in ≥1 major coronary arteries determined by invasive angiography/ ≥50% stenosis in 2 or more major coronary arteries	I25.42	DX	CORONARY ARTERY DISSECTION
5.1.2/5.1.3	≥50% stenosis in ≥1 major coronary arteries determined by invasive angiography/ ≥50% stenosis in 2 or more major coronary arteries	I25.5	DX	ISCHEMIC CARDIOMYOPATHY
5.1.2/5.1.3	≥50% stenosis in ≥1 major coronary arteries determined by invasive angiography/ ≥50% stenosis in 2 or more major coronary arteries	I25.6	DX	SILENT MYOCARDIAL ISCHEMIA
5.1.2/5.1.3	≥50% stenosis in ≥1 major coronary arteries determined by invasive angiography/ ≥50% stenosis in 2 or more major coronary arteries	I25.810	DX	ATHEROSCLEROSIS OF CORONARY ARTERY BYPASS GRAFT(S) WITHOUT ANGINA PECTORIS
5.1.2/5.1.3	≥50% stenosis in ≥1 major coronary arteries determined by invasive angiography/ ≥50% stenosis in 2 or more major coronary arteries	I25.811	DX	ATHEROSCLEROSIS OF NATIVE CORONARY ARTERY OF TRANSPLANTED HEART WITHOUT ANGINA PECTORIS

5.1.2/5.1.3	≥50% stenosis in ≥1 major coronary arteries determined by invasive angiography/ ≥50% stenosis in 2 or more major coronary arteries	I25.812	DX	ATHEROSCLEROSIS OF BYPASS GRAFT OF CORONARY ARTERY OF TRANSPLANTED HEART WITHOUT ANGINA PECTORIS
5.1.2/5.1.3	≥50% stenosis in ≥1 major coronary arteries determined by invasive angiography/ ≥50% stenosis in 2 or more major coronary arteries	I25.82	DX	CHRONIC TOTAL OCCLUSION OF CORONARY ARTERY
5.1.2/5.1.3	≥50% stenosis in ≥1 major coronary arteries determined by invasive angiography/ ≥50% stenosis in 2 or more major coronary arteries	I25.83	DX	CORONARY ATHEROSCLEROSIS DUE TO LIPID RICH PLAQUE
5.1.2/5.1.3	≥50% stenosis in ≥1 major coronary arteries determined by invasive angiography/ ≥50% stenosis in 2 or more major coronary arteries	I25.84	DX	CORONARY ATHEROSCLEROSIS DUE TO CALCIFIED CORONARY LESION
5.1.2/5.1.3	≥50% stenosis in ≥1 major coronary arteries determined by invasive angiography/ ≥50% stenosis in 2 or more major coronary arteries	I25.89	DX	OTHER FORMS OF CHRONIC ISCHEMIC HEART DISEASE
5.1.2/5.1.3	≥50% stenosis in ≥1 major coronary arteries determined by invasive angiography/ ≥50% stenosis in 2 or more major coronary arteries	I25.9	DX	CHRONIC ISCHEMIC HEART DISEASE, UNSPECIFIED
5.1.4	History of surgical or percutaneous coronary revascularization procedure	T82.211A	DX	BREAKDOWN (MECHANICAL) OF CORONARY ARTERY BYPASS GRAFT, INITIAL ENCOUNTER
5.1.4	History of surgical or percutaneous coronary revascularization procedure	T82.212A	DX	DISPLACEMENT OF CORONARY ARTERY BYPASS GRAFT, INITIAL ENCOUNTER
5.1.4	History of surgical or percutaneous coronary revascularization procedure	T82.213A	DX	LEAKAGE OF CORONARY ARTERY BYPASS GRAFT, INITIAL ENCOUNTER
5.1.4	History of surgical or percutaneous coronary revascularization procedure	T82.218A	DX	OTHER MECHANICAL COMPLICATION OF CORONARY ARTERY BYPASS GRAFT, INITIAL ENCOUNTER
5.1.4	History of surgical or percutaneous coronary revascularization procedure	0210083	PX	BYPASS CORONARY ARTERY, ONE ARTERY FROM CORONARY ARTERY WITH ZOOPLASTIC TISSUE, OPEN APPROACH
5.1.4	History of surgical or percutaneous coronary revascularization procedure	0210088	PX	BYPASS CORONARY ARTERY, ONE ARTERY FROM RIGHT INTERNAL MAMMARY WITH ZOOPLASTIC TISSUE, OPEN APPROACH
5.1.4	History of surgical or percutaneous coronary revascularization procedure	0210089	PX	BYPASS CORONARY ARTERY, ONE ARTERY FROM LEFT INTERNAL MAMMARY WITH ZOOPLASTIC TISSUE, OPEN APPROACH
5.1.4	History of surgical or percutaneous coronary revascularization procedure	021008C	PX	BYPASS CORONARY ARTERY, ONE ARTERY FROM THORACIC ARTERY WITH ZOOPLASTIC TISSUE, OPEN APPROACH
5.1.4	History of surgical or percutaneous coronary revascularization procedure	021008F	PX	BYPASS CORONARY ARTERY, ONE ARTERY FROM ABDOMINAL ARTERY WITH ZOOPLASTIC TISSUE, OPEN APPROACH
5.1.4	History of surgical or percutaneous coronary revascularization procedure	021008W	PX	BYPASS CORONARY ARTERY, ONE ARTERY FROM AORTA WITH ZOOPLASTIC TISSUE, OPEN APPROACH
5.1.4	History of surgical or percutaneous coronary revascularization procedure	0210093	PX	BYPASS CORONARY ARTERY, ONE ARTERY FROM CORONARY ARTERY WITH AUTOLOGOUS VENOUS TISSUE, OPEN APPROACH
5.1.4	History of surgical or percutaneous coronary revascularization procedure	0210098	PX	BYPASS CORONARY ARTERY, ONE ARTERY FROM RIGHT INTERNAL MAMMARY WITH AUTOLOGOUS VENOUS TISSUE, OPEN APPROACH
5.1.4	History of surgical or percutaneous coronary revascularization procedure	0210099	PX	BYPASS CORONARY ARTERY, ONE ARTERY FROM LEFT INTERNAL MAMMARY WITH AUTOLOGOUS VENOUS TISSUE, OPEN APPROACH

5.1.4 History of surgical or percutaneous coronary revascularization procedure	02100Z3	PX	BYPASS CORONARY ARTERY, ONE ARTERY FROM CORONARY ARTERY, OPEN APPROACH
5.1.4 History of surgical or percutaneous coronary revascularization procedure	02100Z8	PX	BYPASS CORONARY ARTERY, ONE ARTERY FROM RIGHT INTERNAL MAMMARY, OPEN APPROACH
5.1.4 History of surgical or percutaneous coronary revascularization procedure	02100Z9	PX	BYPASS CORONARY ARTERY, ONE ARTERY FROM LEFT INTERNAL MAMMARY, OPEN APPROACH
5.1.4 History of surgical or percutaneous coronary revascularization procedure	02100ZC	PX	BYPASS CORONARY ARTERY, ONE ARTERY FROM THORACIC ARTERY, OPEN APPROACH
5.1.4 History of surgical or percutaneous coronary revascularization procedure	02100ZF	PX	BYPASS CORONARY ARTERY, ONE ARTERY FROM ABDOMINAL ARTERY, OPEN APPROACH
5.1.4 History of surgical or percutaneous coronary revascularization procedure	0210344	PX	BYPASS CORONARY ARTERY, ONE ARTERY FROM CORONARY VEIN WITH DRUG-ELUTING INTRALUMINAL DEVICE, PERCUTANEOUS APPROACH
5.1.4 History of surgical or percutaneous coronary revascularization procedure	02103D4	PX	BYPASS CORONARY ARTERY, ONE ARTERY FROM CORONARY VEIN WITH INTRALUMINAL DEVICE, PERCUTANEOUS APPROACH
5.1.4 History of surgical or percutaneous coronary revascularization procedure	0210444	PX	BYPASS CORONARY ARTERY, ONE ARTERY FROM CORONARY VEIN WITH DRUG-ELUTING INTRALUMINAL DEVICE, PERCUTANEOUS ENDOSCOPIC APPROACH
5.1.4 History of surgical or percutaneous coronary revascularization procedure	0210483	PX	BYPASS CORONARY ARTERY, ONE ARTERY FROM CORONARY ARTERY WITH ZOOPLASTIC TISSUE, PERCUTANEOUS ENDOSCOPIC APPROACH
5.1.4 History of surgical or percutaneous coronary revascularization procedure	0210488	PX	BYPASS CORONARY ARTERY, ONE ARTERY FROM RIGHT INTERNAL MAMMARY WITH ZOOPLASTIC TISSUE, PERCUTANEOUS ENDOSCOPIC APPROACH
5.1.4 History of surgical or percutaneous coronary revascularization procedure	0210489	PX	BYPASS CORONARY ARTERY, ONE ARTERY FROM LEFT INTERNAL MAMMARY WITH ZOOPLASTIC TISSUE, PERCUTANEOUS ENDOSCOPIC APPROACH
5.1.4 History of surgical or percutaneous coronary revascularization procedure	021048C	PX	BYPASS CORONARY ARTERY, ONE ARTERY FROM THORACIC ARTERY WITH ZOOPLASTIC TISSUE, PERCUTANEOUS ENDOSCOPIC APPROACH
5.1.4 History of surgical or percutaneous coronary revascularization procedure	021048F	PX	BYPASS CORONARY ARTERY, ONE ARTERY FROM ABDOMINAL ARTERY WITH ZOOPLASTIC TISSUE, PERCUTANEOUS ENDOSCOPIC APPROACH
5.1.4 History of surgical or percutaneous coronary revascularization procedure	021048W	PX	BYPASS CORONARY ARTERY, ONE ARTERY FROM AORTA WITH ZOOPLASTIC TISSUE, PERCUTANEOUS ENDOSCOPIC APPROACH
5.1.4 History of surgical or percutaneous coronary revascularization procedure	210493	PX	BYPASS CORONARY ARTERY, ONE ARTERY FROM CORONARY ARTERY WITH AUTOLOGOUS VENOUS TISSUE, PERCUTANEOUS ENDOSCOPIC APPROACH
5.1.4 History of surgical or percutaneous coronary revascularization procedure	0210498	PX	BYPASS CORONARY ARTERY, ONE ARTERY FROM RIGHT INTERNAL MAMMARY WITH AUTOLOGOUS VENOUS TISSUE, PERCUTANEOUS ENDOSCOPIC APPROACH
5.1.4 History of surgical or percutaneous coronary revascularization procedure	0210499	PX	BYPASS CORONARY ARTERY, ONE ARTERY FROM LEFT INTERNAL MAMMARY WITH AUTOLOGOUS VENOUS TISSUE, PERCUTANEOUS ENDOSCOPIC APPROACH
5.1.4 History of surgical or percutaneous coronary revascularization procedure	021049C	PX	BYPASS CORONARY ARTERY, ONE ARTERY FROM THORACIC ARTERY WITH AUTOLOGOUS VENOUS TISSUE, PERCUTANEOUS ENDOSCOPIC APPROACH
5.1.4 History of surgical or percutaneous coronary revascularization procedure	021049F	PX	BYPASS CORONARY ARTERY, ONE ARTERY FROM ABDOMINAL ARTERY WITH AUTOLOGOUS VENOUS TISSUE, PERCUTANEOUS ENDOSCOPIC APPROACH
5.1.4 History of surgical or percutaneous coronary revascularization procedure	021049W	PX	BYPASS CORONARY ARTERY, ONE ARTERY FROM AORTA WITH AUTOLOGOUS VENOUS TISSUE, PERCUTANEOUS ENDOSCOPIC APPROACH
5.1.4 History of surgical or percutaneous coronary revascularization procedure	02104A3	PX	BYPASS CORONARY ARTERY, ONE ARTERY FROM CORONARY ARTERY WITH AUTOLOGOUS ARTERIAL TISSUE, PERCUTANEOUS ENDOSCOPIC APPROACH

5.1.4 History of surgical or percutaneous coronary revascularization procedure	02104ZC	PX	BYPASS CORONARY ARTERY, ONE ARTERY FROM THORACIC ARTERY, PERCUTANEOUS ENDOSCOPIC APPROACH
5.1.4 History of surgical or percutaneous coronary revascularization procedure	02104ZF	PX	BYPASS CORONARY ARTERY, ONE ARTERY FROM ABDOMINAL ARTERY, PERCUTANEOUS ENDOSCOPIC APPROACH
5.1.4 History of surgical or percutaneous coronary revascularization procedure	0211083	PX	BYPASS CORONARY ARTERY, TWO ARTERIES FROM CORONARY ARTERY WITH ZOOPLASTIC TISSUE, OPEN APPROACH
5.1.4 History of surgical or percutaneous coronary revascularization procedure	0211088	PX	BYPASS CORONARY ARTERY, TWO ARTERIES FROM RIGHT INTERNAL MAMMARY WITH ZOOPLASTIC TISSUE, OPEN APPROACH
5.1.4 History of surgical or percutaneous coronary revascularization procedure	0211089	PX	BYPASS CORONARY ARTERY, TWO ARTERIES FROM LEFT INTERNAL MAMMARY WITH ZOOPLASTIC TISSUE, OPEN APPROACH
5.1.4 History of surgical or percutaneous coronary revascularization procedure	021108C	PX	BYPASS CORONARY ARTERY, TWO ARTERIES FROM THORACIC ARTERY WITH ZOOPLASTIC TISSUE, OPEN APPROACH
5.1.4 History of surgical or percutaneous coronary revascularization procedure	021108F	PX	BYPASS CORONARY ARTERY, TWO ARTERIES FROM ABDOMINAL ARTERY WITH ZOOPLASTIC TISSUE, OPEN APPROACH
5.1.4 History of surgical or percutaneous coronary revascularization procedure	021108W	PX	BYPASS CORONARY ARTERY, TWO ARTERIES FROM AORTA WITH ZOOPLASTIC TISSUE, OPEN APPROACH
5.1.4 History of surgical or percutaneous coronary revascularization procedure	0211093	PX	BYPASS CORONARY ARTERY, TWO ARTERIES FROM CORONARY ARTERY WITH AUTOLOGOUS VENOUS TISSUE, OPEN APPROACH
5.1.4 History of surgical or percutaneous coronary revascularization procedure	0211098	PX	BYPASS CORONARY ARTERY, TWO ARTERIES FROM RIGHT INTERNAL MAMMARY WITH AUTOLOGOUS VENOUS TISSUE, OPEN APPROACH
5.1.4 History of surgical or percutaneous coronary revascularization procedure	0211099	PX	BYPASS CORONARY ARTERY, TWO ARTERIES FROM LEFT INTERNAL MAMMARY WITH AUTOLOGOUS VENOUS TISSUE, OPEN APPROACH
5.1.4 History of surgical or percutaneous coronary revascularization procedure	021109C	PX	BYPASS CORONARY ARTERY, TWO ARTERIES FROM THORACIC ARTERY WITH AUTOLOGOUS VENOUS TISSUE, OPEN APPROACH
5.1.4 History of surgical or percutaneous coronary revascularization procedure	021109F	PX	BYPASS CORONARY ARTERY, TWO ARTERIES FROM ABDOMINAL ARTERY WITH AUTOLOGOUS VENOUS TISSUE, OPEN APPROACH
5.1.4 History of surgical or percutaneous coronary revascularization procedure	021109W	PX	BYPASS CORONARY ARTERY, TWO ARTERIES FROM AORTA WITH AUTOLOGOUS VENOUS TISSUE, OPEN APPROACH
5.1.4 History of surgical or percutaneous coronary revascularization procedure	02110A3	PX	BYPASS CORONARY ARTERY, TWO ARTERIES FROM CORONARY ARTERY WITH AUTOLOGOUS ARTERIAL TISSUE, OPEN APPROACH
5.1.4 History of surgical or percutaneous coronary revascularization procedure	02110A8	PX	BYPASS CORONARY ARTERY, TWO ARTERIES FROM RIGHT INTERNAL MAMMARY WITH AUTOLOGOUS ARTERIAL TISSUE, OPEN APPROACH
5.1.4 History of surgical or percutaneous coronary revascularization procedure	02110A9	PX	BYPASS CORONARY ARTERY, TWO ARTERIES FROM LEFT INTERNAL MAMMARY WITH AUTOLOGOUS ARTERIAL TISSUE, OPEN APPROACH
5.1.4 History of surgical or percutaneous coronary revascularization procedure	02110AC	PX	BYPASS CORONARY ARTERY, TWO ARTERIES FROM THORACIC ARTERY WITH AUTOLOGOUS ARTERIAL TISSUE, OPEN APPROACH
5.1.4 History of surgical or percutaneous coronary revascularization procedure	02110AF	PX	BYPASS CORONARY ARTERY, TWO ARTERIES FROM ABDOMINAL ARTERY WITH AUTOLOGOUS ARTERIAL TISSUE, OPEN APPROACH
5.1.4 History of surgical or percutaneous coronary revascularization procedure	02110AW	PX	BYPASS CORONARY ARTERY, TWO ARTERIES FROM AORTA WITH AUTOLOGOUS ARTERIAL TISSUE, OPEN APPROACH
5.1.4 History of surgical or percutaneous coronary revascularization procedure	02110J3	PX	BYPASS CORONARY ARTERY, TWO ARTERIES FROM CORONARY ARTERY WITH SYNTHETIC SUBSTITUTE, OPEN APPROACH

5.1.4 History of surgical or percutaneous coronary revascularization procedure	02110J8	PX	BYPASS CORONARY ARTERY, TWO ARTERIES FROM RIGHT INTERNAL MAMMARY WITH SYNTHETIC SUBSTITUTE, OPEN APPROACH
5.1.4 History of surgical or percutaneous coronary revascularization procedure	02110J9	PX	BYPASS CORONARY ARTERY, TWO ARTERIES FROM LEFT INTERNAL MAMMARY WITH SYNTHETIC SUBSTITUTE, OPEN APPROACH
5.1.4 History of surgical or percutaneous coronary revascularization procedure	02110JC	PX	BYPASS CORONARY ARTERY, TWO ARTERIES FROM THORACIC ARTERY WITH SYNTHETIC SUBSTITUTE, OPEN APPROACH
5.1.4 History of surgical or percutaneous coronary revascularization procedure	02110JF	PX	BYPASS CORONARY ARTERY, TWO ARTERIES FROM ABDOMINAL ARTERY WITH SYNTHETIC SUBSTITUTE, OPEN APPROACH
5.1.4 History of surgical or percutaneous coronary revascularization procedure	02110JW	PX	BYPASS CORONARY ARTERY, TWO ARTERIES FROM AORTA WITH SYNTHETIC SUBSTITUTE, OPEN APPROACH
5.1.4 History of surgical or percutaneous coronary revascularization procedure	02110K3	PX	BYPASS CORONARY ARTERY, TWO ARTERIES FROM CORONARY ARTERY WITH NONAUTOLOGOUS TISSUE SUBSTITUTE, OPEN APPROACH
5.1.4 History of surgical or percutaneous coronary revascularization procedure	02110K8	PX	BYPASS CORONARY ARTERY, TWO ARTERIES FROM RIGHT INTERNAL MAMMARY WITH NONAUTOLOGOUS TISSUE SUBSTITUTE, OPEN APPROACH
5.1.4 History of surgical or percutaneous coronary revascularization procedure	02110K9	PX	BYPASS CORONARY ARTERY, TWO ARTERIES FROM LEFT INTERNAL MAMMARY WITH NONAUTOLOGOUS TISSUE SUBSTITUTE, OPEN APPROACH
5.1.4 History of surgical or percutaneous coronary revascularization procedure	02110KC	PX	BYPASS CORONARY ARTERY, TWO ARTERIES FROM THORACIC ARTERY WITH NONAUTOLOGOUS TISSUE SUBSTITUTE, OPEN APPROACH
5.1.4 History of surgical or percutaneous coronary revascularization procedure	02110KF	PX	BYPASS CORONARY ARTERY, TWO ARTERIES FROM ABDOMINAL ARTERY WITH NONAUTOLOGOUS TISSUE SUBSTITUTE, OPEN APPROACH
5.1.4 History of surgical or percutaneous coronary revascularization procedure	02110KW	PX	BYPASS CORONARY ARTERY, TWO ARTERIES FROM AORTA WITH NONAUTOLOGOUS TISSUE SUBSTITUTE, OPEN APPROACH
5.1.4 History of surgical or percutaneous coronary revascularization procedure	02110Z3	PX	BYPASS CORONARY ARTERY, TWO ARTERIES FROM CORONARY ARTERY, OPEN APPROACH
5.1.4 History of surgical or percutaneous coronary revascularization procedure	02110Z8	PX	BYPASS CORONARY ARTERY, TWO ARTERIES FROM RIGHT INTERNAL MAMMARY, OPEN APPROACH
5.1.4 History of surgical or percutaneous coronary revascularization procedure	02110Z9	PX	BYPASS CORONARY ARTERY, TWO ARTERIES FROM LEFT INTERNAL MAMMARY, OPEN APPROACH
5.1.4 History of surgical or percutaneous coronary revascularization procedure	02110ZC	PX	BYPASS CORONARY ARTERY, TWO ARTERIES FROM THORACIC ARTERY, OPEN APPROACH
5.1.4 History of surgical or percutaneous coronary revascularization procedure	02110ZF	PX	BYPASS CORONARY ARTERY, TWO ARTERIES FROM ABDOMINAL ARTERY, OPEN APPROACH
5.1.4 History of surgical or percutaneous coronary revascularization procedure	0211344	PX	BYPASS CORONARY ARTERY, TWO ARTERIES FROM CORONARY VEIN WITH DRUG-ELUTING INTRALUMINAL DEVICE, PERCUTANEOUS APPROACH
5.1.4 History of surgical or percutaneous coronary revascularization procedure	02113D4	PX	BYPASS CORONARY ARTERY, TWO ARTERIES FROM CORONARY VEIN WITH INTRALUMINAL DEVICE, PERCUTANEOUS APPROACH
5.1.4 History of surgical or percutaneous coronary revascularization procedure	0211444	PX	BYPASS CORONARY ARTERY, TWO ARTERIES FROM CORONARY VEIN WITH DRUG-ELUTING INTRALUMINAL DEVICE, PERCUTANEOUS ENDOSCOPIC APPROACH
5.1.4 History of surgical or percutaneous coronary revascularization procedure	0211483	PX	BYPASS CORONARY ARTERY, TWO ARTERIES FROM CORONARY ARTERY WITH ZOOPLASTIC TISSUE, PERCUTANEOUS ENDOSCOPIC APPROACH
5.1.4 History of surgical or percutaneous coronary revascularization procedure	0211488	PX	BYPASS CORONARY ARTERY, TWO ARTERIES FROM RIGHT INTERNAL MAMMARY WITH ZOOPLASTIC TISSUE, PERCUTANEOUS ENDOSCOPIC APPROACH

5.1.4 History of surgical or percutaneous coronary revascularization procedure	0211489	PX	BYPASS CORONARY ARTERY, TWO ARTERIES FROM LEFT INTERNAL MAMMARY WITH ZOOPLASTIC TISSUE, PERCUTANEOUS ENDOSCOPIC APPROACH
5.1.4 History of surgical or percutaneous coronary revascularization procedure	021148C	PX	BYPASS CORONARY ARTERY, TWO ARTERIES FROM THORACIC ARTERY WITH ZOOPLASTIC TISSUE, PERCUTANEOUS ENDOSCOPIC APPROACH
5.1.4 History of surgical or percutaneous coronary revascularization procedure	021148F	PX	BYPASS CORONARY ARTERY, TWO ARTERIES FROM ABDOMINAL ARTERY WITH ZOOPLASTIC TISSUE, PERCUTANEOUS ENDOSCOPIC APPROACH
5.1.4 History of surgical or percutaneous coronary revascularization procedure	021148W	PX	BYPASS CORONARY ARTERY, TWO ARTERIES FROM AORTA WITH ZOOPLASTIC TISSUE, PERCUTANEOUS ENDOSCOPIC APPROACH
5.1.4 History of surgical or percutaneous coronary revascularization procedure	0211493	PX	BYPASS CORONARY ARTERY, TWO ARTERIES FROM CORONARY ARTERY WITH AUTOLOGOUS VENOUS TISSUE, PERCUTANEOUS ENDOSCOPIC APPROACH
5.1.4 History of surgical or percutaneous coronary revascularization procedure	0211498	PX	BYPASS CORONARY ARTERY, TWO ARTERIES FROM RIGHT INTERNAL MAMMARY WITH AUTOLOGOUS VENOUS TISSUE, PERCUTANEOUS ENDOSCOPIC APPROACH
5.1.4 History of surgical or percutaneous coronary revascularization procedure	0211499	PX	BYPASS CORONARY ARTERY, TWO ARTERIES FROM LEFT INTERNAL MAMMARY WITH AUTOLOGOUS VENOUS TISSUE, PERCUTANEOUS ENDOSCOPIC APPROACH
5.1.4 History of surgical or percutaneous coronary revascularization procedure	021149C	PX	BYPASS CORONARY ARTERY, TWO ARTERIES FROM THORACIC ARTERY WITH AUTOLOGOUS VENOUS TISSUE, PERCUTANEOUS ENDOSCOPIC APPROACH
5.1.4 History of surgical or percutaneous coronary revascularization procedure	021149F	PX	BYPASS CORONARY ARTERY, TWO ARTERIES FROM ABDOMINAL ARTERY WITH AUTOLOGOUS VENOUS TISSUE, PERCUTANEOUS ENDOSCOPIC APPROACH
5.1.4 History of surgical or percutaneous coronary revascularization procedure	021149W	PX	BYPASS CORONARY ARTERY, TWO ARTERIES FROM AORTA WITH AUTOLOGOUS VENOUS TISSUE, PERCUTANEOUS ENDOSCOPIC APPROACH
5.1.4 History of surgical or percutaneous coronary revascularization procedure	02114A3	PX	BYPASS CORONARY ARTERY, TWO ARTERIES FROM CORONARY ARTERY WITH AUTOLOGOUS ARTERIAL TISSUE, PERCUTANEOUS ENDOSCOPIC APPROACH
5.1.4 History of surgical or percutaneous coronary revascularization procedure	02114A8	PX	BYPASS CORONARY ARTERY, TWO ARTERIES FROM RIGHT INTERNAL MAMMARY WITH AUTOLOGOUS ARTERIAL TISSUE, PERCUTANEOUS ENDOSCOPIC APPROACH
5.1.4 History of surgical or percutaneous coronary revascularization procedure	02114A9	PX	BYPASS CORONARY ARTERY, TWO ARTERIES FROM LEFT INTERNAL MAMMARY WITH AUTOLOGOUS ARTERIAL TISSUE, PERCUTANEOUS ENDOSCOPIC APPROACH
5.1.4 History of surgical or percutaneous coronary revascularization procedure	02114AC	PX	BYPASS CORONARY ARTERY, TWO ARTERIES FROM THORACIC ARTERY WITH AUTOLOGOUS ARTERIAL TISSUE, PERCUTANEOUS ENDOSCOPIC APPROACH
5.1.4 History of surgical or percutaneous coronary revascularization procedure	02114AF	PX	BYPASS CORONARY ARTERY, TWO ARTERIES FROM ABDOMINAL ARTERY WITH AUTOLOGOUS ARTERIAL TISSUE, PERCUTANEOUS ENDOSCOPIC APPROACH
5.1.4 History of surgical or percutaneous coronary revascularization procedure	02114AW	PX	BYPASS CORONARY ARTERY, TWO ARTERIES FROM AORTA WITH AUTOLOGOUS ARTERIAL TISSUE, PERCUTANEOUS ENDOSCOPIC APPROACH
5.1.4 History of surgical or percutaneous coronary revascularization procedure	02114D4	PX	BYPASS CORONARY ARTERY, TWO ARTERIES FROM CORONARY VEIN WITH INTRALUMINAL DEVICE, PERCUTANEOUS ENDOSCOPIC APPROACH
5.1.4 History of surgical or percutaneous coronary revascularization procedure	02114J3	PX	BYPASS CORONARY ARTERY, TWO ARTERIES FROM CORONARY ARTERY WITH SYNTHETIC SUBSTITUTE, PERCUTANEOUS ENDOSCOPIC APPROACH
5.1.4 History of surgical or percutaneous coronary revascularization procedure	02114J8	PX	BYPASS CORONARY ARTERY, TWO ARTERIES FROM RIGHT INTERNAL MAMMARY WITH SYNTHETIC SUBSTITUTE, PERCUTANEOUS ENDOSCOPIC APPROACH
5.1.4 History of surgical or percutaneous coronary revascularization procedure	02114J9	PX	BYPASS CORONARY ARTERY, TWO ARTERIES FROM LEFT INTERNAL MAMMARY WITH SYNTHETIC SUBSTITUTE, PERCUTANEOUS ENDOSCOPIC APPROACH
5.1.4 History of surgical or percutaneous coronary revascularization procedure	02114JC	PX	BYPASS CORONARY ARTERY, TWO ARTERIES FROM THORACIC ARTERY WITH SYNTHETIC SUBSTITUTE, PERCUTANEOUS ENDOSCOPIC APPROACH

5.1.4 History of surgical or percutaneous coronary revascularization procedure	02114JF	PX	BYPASS CORONARY ARTERY, TWO ARTERIES FROM ABDOMINAL ARTERY WITH SYNTHETIC SUBSTITUTE, PERCUTANEOUS ENDOSCOPIC APPROACH
5.1.4 History of surgical or percutaneous coronary revascularization procedure	02114JW	PX	BYPASS CORONARY ARTERY, TWO ARTERIES FROM AORTA WITH SYNTHETIC SUBSTITUTE, PERCUTANEOUS ENDOSCOPIC APPROACH
5.1.4 History of surgical or percutaneous coronary revascularization procedure	02114K3	PX	BYPASS CORONARY ARTERY, TWO ARTERIES FROM CORONARY ARTERY WITH NONAUTOLOGOUS TISSUE SUBSTITUTE, PERCUTANEOUS ENDOSCOPIC APPROACH
5.1.4 History of surgical or percutaneous coronary revascularization procedure	02114K8	PX	BYPASS CORONARY ARTERY, TWO ARTERIES FROM RIGHT INTERNAL MAMMARY WITH NONAUTOLOGOUS TISSUE SUBSTITUTE, PERCUTANEOUS ENDOSCOPIC APPROACH
5.1.4 History of surgical or percutaneous coronary revascularization procedure	02114K9	PX	BYPASS CORONARY ARTERY, TWO ARTERIES FROM LEFT INTERNAL MAMMARY WITH NONAUTOLOGOUS TISSUE SUBSTITUTE, PERCUTANEOUS ENDOSCOPIC APPROACH
5.1.4 History of surgical or percutaneous coronary revascularization procedure	02114KC	PX	BYPASS CORONARY ARTERY, TWO ARTERIES FROM THORACIC ARTERY WITH NONAUTOLOGOUS TISSUE SUBSTITUTE, PERCUTANEOUS ENDOSCOPIC APPROACH
5.1.4 History of surgical or percutaneous coronary revascularization procedure	02114KF	PX	BYPASS CORONARY ARTERY, TWO ARTERIES FROM ABDOMINAL ARTERY WITH NONAUTOLOGOUS TISSUE SUBSTITUTE, PERCUTANEOUS ENDOSCOPIC APPROACH
5.1.4 History of surgical or percutaneous coronary revascularization procedure	02114KW	PX	BYPASS CORONARY ARTERY, TWO ARTERIES FROM AORTA WITH NONAUTOLOGOUS TISSUE SUBSTITUTE, PERCUTANEOUS ENDOSCOPIC APPROACH
5.1.4 History of surgical or percutaneous coronary revascularization procedure	02114Z3	PX	BYPASS CORONARY ARTERY, TWO ARTERIES FROM CORONARY ARTERY, PERCUTANEOUS ENDOSCOPIC APPROACH
5.1.4 History of surgical or percutaneous coronary revascularization procedure	02114Z8	PX	BYPASS CORONARY ARTERY, TWO ARTERIES FROM RIGHT INTERNAL MAMMARY, PERCUTANEOUS ENDOSCOPIC APPROACH
5.1.4 History of surgical or percutaneous coronary revascularization procedure	02114Z9	PX	BYPASS CORONARY ARTERY, TWO ARTERIES FROM LEFT INTERNAL MAMMARY, PERCUTANEOUS ENDOSCOPIC APPROACH
5.1.4 History of surgical or percutaneous coronary revascularization procedure	02114ZC	PX	BYPASS CORONARY ARTERY, TWO ARTERIES FROM THORACIC ARTERY, PERCUTANEOUS ENDOSCOPIC APPROACH
5.1.4 History of surgical or percutaneous coronary revascularization procedure	02114ZF	PX	BYPASS CORONARY ARTERY, TWO ARTERIES FROM ABDOMINAL ARTERY, PERCUTANEOUS ENDOSCOPIC APPROACH
5.1.4 History of surgical or percutaneous coronary revascularization procedure	212083	PX	BYPASS CORONARY ARTERY, THREE ARTERIES FROM CORONARY ARTERY WITH ZOOPLASTIC TISSUE, OPEN APPROACH
5.1.4 History of surgical or percutaneous coronary revascularization procedure	212088	PX	BYPASS CORONARY ARTERY, THREE ARTERIES FROM RIGHT INTERNAL MAMMARY WITH ZOOPLASTIC TISSUE, OPEN APPROACH
5.1.4 History of surgical or percutaneous coronary revascularization procedure	212089	PX	BYPASS CORONARY ARTERY, THREE ARTERIES FROM LEFT INTERNAL MAMMARY WITH ZOOPLASTIC TISSUE, OPEN APPROACH
5.1.4 History of surgical or percutaneous coronary revascularization procedure	021208C	PX	BYPASS CORONARY ARTERY, THREE ARTERIES FROM THORACIC ARTERY WITH ZOOPLASTIC TISSUE, OPEN APPROACH
5.1.4 History of surgical or percutaneous coronary revascularization procedure	021208F	PX	BYPASS CORONARY ARTERY, THREE ARTERIES FROM ABDOMINAL ARTERY WITH ZOOPLASTIC TISSUE, OPEN APPROACH
5.1.4 History of surgical or percutaneous coronary revascularization procedure	021208W	PX	BYPASS CORONARY ARTERY, THREE ARTERIES FROM AORTA WITH ZOOPLASTIC TISSUE, OPEN APPROACH
5.1.4 History of surgical or percutaneous coronary revascularization procedure	212093	PX	BYPASS CORONARY ARTERY, THREE ARTERIES FROM CORONARY ARTERY WITH AUTOLOGOUS VENOUS TISSUE, OPEN APPROACH
5.1.4 History of surgical or percutaneous coronary revascularization procedure	212098	PX	BYPASS CORONARY ARTERY, THREE ARTERIES FROM RIGHT INTERNAL MAMMARY WITH AUTOLOGOUS VENOUS TISSUE, OPEN APPROACH

5.1.4 History of surgical or percutaneous coronary revascularization procedure	212099	PX	BYPASS CORONARY ARTERY, THREE ARTERIES FROM LEFT INTERNAL MAMMARY WITH AUTOLOGOUS VENOUS TISSUE, OPEN APPROACH
5.1.4 History of surgical or percutaneous coronary revascularization procedure	021209C	PX	BYPASS CORONARY ARTERY, THREE ARTERIES FROM THORACIC ARTERY WITH AUTOLOGOUS VENOUS TISSUE, OPEN APPROACH
5.1.4 History of surgical or percutaneous coronary revascularization procedure	021209F	PX	BYPASS CORONARY ARTERY, THREE ARTERIES FROM ABDOMINAL ARTERY WITH AUTOLOGOUS VENOUS TISSUE, OPEN APPROACH
5.1.4 History of surgical or percutaneous coronary revascularization procedure	021209W	PX	BYPASS CORONARY ARTERY, THREE ARTERIES FROM AORTA WITH AUTOLOGOUS VENOUS TISSUE, OPEN APPROACH
5.1.4 History of surgical or percutaneous coronary revascularization procedure	02120A3	PX	BYPASS CORONARY ARTERY, THREE ARTERIES FROM CORONARY ARTERY WITH AUTOLOGOUS ARTERIAL TISSUE, OPEN APPROACH
5.1.4 History of surgical or percutaneous coronary revascularization procedure	02120A8	PX	BYPASS CORONARY ARTERY, THREE ARTERIES FROM RIGHT INTERNAL MAMMARY WITH AUTOLOGOUS ARTERIAL TISSUE, OPEN APPROACH
5.1.4 History of surgical or percutaneous coronary revascularization procedure	02120A9	PX	BYPASS CORONARY ARTERY, THREE ARTERIES FROM LEFT INTERNAL MAMMARY WITH AUTOLOGOUS ARTERIAL TISSUE, OPEN APPROACH
5.1.4 History of surgical or percutaneous coronary revascularization procedure	02120AC	PX	BYPASS CORONARY ARTERY, THREE ARTERIES FROM THORACIC ARTERY WITH AUTOLOGOUS ARTERIAL TISSUE, OPEN APPROACH
5.1.4 History of surgical or percutaneous coronary revascularization procedure	02120AF	PX	BYPASS CORONARY ARTERY, THREE ARTERIES FROM ABDOMINAL ARTERY WITH AUTOLOGOUS ARTERIAL TISSUE, OPEN APPROACH
5.1.4 History of surgical or percutaneous coronary revascularization procedure	02120AW	PX	BYPASS CORONARY ARTERY, THREE ARTERIES FROM AORTA WITH AUTOLOGOUS ARTERIAL TISSUE, OPEN APPROACH
5.1.4 History of surgical or percutaneous coronary revascularization procedure	02120J3	PX	BYPASS CORONARY ARTERY, THREE ARTERIES FROM CORONARY ARTERY WITH SYNTHETIC SUBSTITUTE, OPEN APPROACH
5.1.4 History of surgical or percutaneous coronary revascularization procedure	02120J8	PX	BYPASS CORONARY ARTERY, THREE ARTERIES FROM RIGHT INTERNAL MAMMARY WITH SYNTHETIC SUBSTITUTE, OPEN APPROACH
5.1.4 History of surgical or percutaneous coronary revascularization procedure	02120J9	PX	BYPASS CORONARY ARTERY, THREE ARTERIES FROM LEFT INTERNAL MAMMARY WITH SYNTHETIC SUBSTITUTE, OPEN APPROACH
5.1.4 History of surgical or percutaneous coronary revascularization procedure	02120JC	PX	BYPASS CORONARY ARTERY, THREE ARTERIES FROM THORACIC ARTERY WITH SYNTHETIC SUBSTITUTE, OPEN APPROACH
5.1.4 History of surgical or percutaneous coronary revascularization procedure	02120JF	PX	BYPASS CORONARY ARTERY, THREE ARTERIES FROM ABDOMINAL ARTERY WITH SYNTHETIC SUBSTITUTE, OPEN APPROACH
5.1.4 History of surgical or percutaneous coronary revascularization procedure	02120JW	PX	BYPASS CORONARY ARTERY, THREE ARTERIES FROM AORTA WITH SYNTHETIC SUBSTITUTE, OPEN APPROACH
5.1.4 History of surgical or percutaneous coronary revascularization procedure	02120K3	PX	BYPASS CORONARY ARTERY, THREE ARTERIES FROM CORONARY ARTERY WITH NONAUTOLOGOUS TISSUE SUBSTITUTE, OPEN APPROACH
5.1.4 History of surgical or percutaneous coronary revascularization procedure	02120K8	PX	BYPASS CORONARY ARTERY, THREE ARTERIES FROM RIGHT INTERNAL MAMMARY WITH NONAUTOLOGOUS TISSUE SUBSTITUTE, OPEN APPROACH
5.1.4 History of surgical or percutaneous coronary revascularization procedure	02120K9	PX	BYPASS CORONARY ARTERY, THREE ARTERIES FROM LEFT INTERNAL MAMMARY WITH NONAUTOLOGOUS TISSUE SUBSTITUTE, OPEN APPROACH
5.1.4 History of surgical or percutaneous coronary revascularization procedure	02120KC	PX	BYPASS CORONARY ARTERY, THREE ARTERIES FROM THORACIC ARTERY WITH NONAUTOLOGOUS TISSUE SUBSTITUTE, OPEN APPROACH
5.1.4 History of surgical or percutaneous coronary revascularization procedure	02120KF	PX	BYPASS CORONARY ARTERY, THREE ARTERIES FROM ABDOMINAL ARTERY WITH NONAUTOLOGOUS TISSUE SUBSTITUTE, OPEN APPROACH

5.1.4 History of surgical or percutaneous coronary revascularization procedure	02120KW	PX	BYPASS CORONARY ARTERY, THREE ARTERIES FROM AORTA WITH NONAUTOLOGOUS TISSUE SUBSTITUTE, OPEN APPROACH
5.1.4 History of surgical or percutaneous coronary revascularization procedure	02120Z3	PX	BYPASS CORONARY ARTERY, THREE ARTERIES FROM CORONARY ARTERY, OPEN APPROACH
5.1.4 History of surgical or percutaneous coronary revascularization procedure	02120Z8	PX	BYPASS CORONARY ARTERY, THREE ARTERIES FROM RIGHT INTERNAL MAMMARY, OPEN APPROACH
5.1.4 History of surgical or percutaneous coronary revascularization procedure	02120Z9	PX	BYPASS CORONARY ARTERY, THREE ARTERIES FROM LEFT INTERNAL MAMMARY, OPEN APPROACH
5.1.4 History of surgical or percutaneous coronary revascularization procedure	02120ZC	PX	BYPASS CORONARY ARTERY, THREE ARTERIES FROM THORACIC ARTERY, OPEN APPROACH
5.1.4 History of surgical or percutaneous coronary revascularization procedure	02120ZF	PX	BYPASS CORONARY ARTERY, THREE ARTERIES FROM ABDOMINAL ARTERY, OPEN APPROACH
5.1.4 History of surgical or percutaneous coronary revascularization procedure	0212344	PX	BYPASS CORONARY ARTERY, THREE ARTERIES FROM CORONARY VEIN WITH DRUG-ELUTING INTRALUMINAL DEVICE, PERCUTANEOUS APPROACH
5.1.4 History of surgical or percutaneous coronary revascularization procedure	02123D4	PX	BYPASS CORONARY ARTERY, THREE ARTERIES FROM CORONARY VEIN WITH INTRALUMINAL DEVICE, PERCUTANEOUS APPROACH
5.1.4 History of surgical or percutaneous coronary revascularization procedure	0212444	PX	BYPASS CORONARY ARTERY, THREE ARTERIES FROM CORONARY VEIN WITH DRUG-ELUTING INTRALUMINAL DEVICE, PERCUTANEOUS ENDOSCOPIC APPROACH
5.1.4 History of surgical or percutaneous coronary revascularization procedure	0212483	PX	BYPASS CORONARY ARTERY, THREE ARTERIES FROM CORONARY ARTERY WITH ZOOPLASTIC TISSUE, PERCUTANEOUS ENDOSCOPIC APPROACH
5.1.4 History of surgical or percutaneous coronary revascularization procedure	0212488	PX	BYPASS CORONARY ARTERY, THREE ARTERIES FROM RIGHT INTERNAL MAMMARY WITH ZOOPLASTIC TISSUE, PERCUTANEOUS ENDOSCOPIC APPROACH
5.1.4 History of surgical or percutaneous coronary revascularization procedure	0212489	PX	BYPASS CORONARY ARTERY, THREE ARTERIES FROM LEFT INTERNAL MAMMARY WITH ZOOPLASTIC TISSUE, PERCUTANEOUS ENDOSCOPIC APPROACH
5.1.4 History of surgical or percutaneous coronary revascularization procedure	021248C	PX	BYPASS CORONARY ARTERY, THREE ARTERIES FROM THORACIC ARTERY WITH ZOOPLASTIC TISSUE, PERCUTANEOUS ENDOSCOPIC APPROACH
5.1.4 History of surgical or percutaneous coronary revascularization procedure	021248F	PX	BYPASS CORONARY ARTERY, THREE ARTERIES FROM ABDOMINAL ARTERY WITH ZOOPLASTIC TISSUE, PERCUTANEOUS ENDOSCOPIC APPROACH
5.1.4 History of surgical or percutaneous coronary revascularization procedure	021248W	PX	BYPASS CORONARY ARTERY, THREE ARTERIES FROM AORTA WITH ZOOPLASTIC TISSUE, PERCUTANEOUS ENDOSCOPIC APPROACH
5.1.4 History of surgical or percutaneous coronary revascularization procedure	0212493	PX	BYPASS CORONARY ARTERY, THREE ARTERIES FROM CORONARY ARTERY WITH AUTOLOGOUS VENOUS TISSUE, PERCUTANEOUS ENDOSCOPIC APPROACH
5.1.4 History of surgical or percutaneous coronary revascularization procedure	0212498	PX	BYPASS CORONARY ARTERY, THREE ARTERIES FROM RIGHT INTERNAL MAMMARY WITH AUTOLOGOUS VENOUS TISSUE, PERCUTANEOUS ENDOSCOPIC APPROACH
5.1.4 History of surgical or percutaneous coronary revascularization procedure	0212499	PX	BYPASS CORONARY ARTERY, THREE ARTERIES FROM LEFT INTERNAL MAMMARY WITH AUTOLOGOUS VENOUS TISSUE, PERCUTANEOUS ENDOSCOPIC APPROACH
5.1.4 History of surgical or percutaneous coronary revascularization procedure	021249C	PX	BYPASS CORONARY ARTERY, THREE ARTERIES FROM THORACIC ARTERY WITH AUTOLOGOUS VENOUS TISSUE, PERCUTANEOUS ENDOSCOPIC APPROACH
5.1.4 History of surgical or percutaneous coronary revascularization procedure	021249F	PX	BYPASS CORONARY ARTERY, THREE ARTERIES FROM ABDOMINAL ARTERY WITH AUTOLOGOUS VENOUS TISSUE, PERCUTANEOUS ENDOSCOPIC APPROACH
5.1.4 History of surgical or percutaneous coronary revascularization procedure	021249W	PX	BYPASS CORONARY ARTERY, THREE ARTERIES FROM AORTA WITH AUTOLOGOUS VENOUS TISSUE, PERCUTANEOUS ENDOSCOPIC APPROACH

5.1.4 History of surgical or percutaneous coronary revascularization procedure	02124Z9	PX	BYPASS CORONARY ARTERY, THREE ARTERIES FROM LEFT INTERNAL MAMMARY, PERCUTANEOUS ENDOSCOPIC APPROACH
5.1.4 History of surgical or percutaneous coronary revascularization procedure	02124ZC	PX	BYPASS CORONARY ARTERY, THREE ARTERIES FROM THORACIC ARTERY, PERCUTANEOUS ENDOSCOPIC APPROACH
5.1.4 History of surgical or percutaneous coronary revascularization procedure	02124ZF	PX	BYPASS CORONARY ARTERY, THREE ARTERIES FROM ABDOMINAL ARTERY, PERCUTANEOUS ENDOSCOPIC APPROACH
5.1.4 History of surgical or percutaneous coronary revascularization procedure	0213083	PX	BYPASS CORONARY ARTERY, FOUR OR MORE ARTERIES FROM CORONARY ARTERY WITH ZOOPLASTIC TISSUE, OPEN APPROACH
5.1.4 History of surgical or percutaneous coronary revascularization procedure	0213088	PX	BYPASS CORONARY ARTERY, FOUR OR MORE ARTERIES FROM RIGHT INTERNAL MAMMARY WITH ZOOPLASTIC TISSUE, OPEN APPROACH
5.1.4 History of surgical or percutaneous coronary revascularization procedure	0213089	PX	BYPASS CORONARY ARTERY, FOUR OR MORE ARTERIES FROM LEFT INTERNAL MAMMARY WITH ZOOPLASTIC TISSUE, OPEN APPROACH
5.1.4 History of surgical or percutaneous coronary revascularization procedure	021308C	PX	BYPASS CORONARY ARTERY, FOUR OR MORE ARTERIES FROM THORACIC ARTERY WITH ZOOPLASTIC TISSUE, OPEN APPROACH
5.1.4 History of surgical or percutaneous coronary revascularization procedure	021308F	PX	BYPASS CORONARY ARTERY, FOUR OR MORE ARTERIES FROM ABDOMINAL ARTERY WITH ZOOPLASTIC TISSUE, OPEN APPROACH
5.1.4 History of surgical or percutaneous coronary revascularization procedure	021308W	PX	BYPASS CORONARY ARTERY, FOUR OR MORE ARTERIES FROM AORTA WITH ZOOPLASTIC TISSUE, OPEN APPROACH
5.1.4 History of surgical or percutaneous coronary revascularization procedure	0213093	PX	BYPASS CORONARY ARTERY, FOUR OR MORE ARTERIES FROM CORONARY ARTERY WITH AUTOLOGOUS VENOUS TISSUE, OPEN APPROACH
5.1.4 History of surgical or percutaneous coronary revascularization procedure	0213098	PX	BYPASS CORONARY ARTERY, FOUR OR MORE ARTERIES FROM RIGHT INTERNAL MAMMARY WITH AUTOLOGOUS VENOUS TISSUE, OPEN APPROACH
5.1.4 History of surgical or percutaneous coronary revascularization procedure	0213099	PX	BYPASS CORONARY ARTERY, FOUR OR MORE ARTERIES FROM LEFT INTERNAL MAMMARY WITH AUTOLOGOUS VENOUS TISSUE, OPEN APPROACH
5.1.4 History of surgical or percutaneous coronary revascularization procedure	021309C	PX	BYPASS CORONARY ARTERY, FOUR OR MORE ARTERIES FROM THORACIC ARTERY WITH AUTOLOGOUS VENOUS TISSUE, OPEN APPROACH
5.1.4 History of surgical or percutaneous coronary revascularization procedure	021309F	PX	BYPASS CORONARY ARTERY, FOUR OR MORE ARTERIES FROM ABDOMINAL ARTERY WITH AUTOLOGOUS VENOUS TISSUE, OPEN APPROACH
5.1.4 History of surgical or percutaneous coronary revascularization procedure	021309W	PX	BYPASS CORONARY ARTERY, FOUR OR MORE ARTERIES FROM AORTA WITH AUTOLOGOUS VENOUS TISSUE, OPEN APPROACH
5.1.4 History of surgical or percutaneous coronary revascularization procedure	02130A3	PX	BYPASS CORONARY ARTERY, FOUR OR MORE ARTERIES FROM CORONARY ARTERY WITH AUTOLOGOUS ARTERIAL TISSUE, OPEN APPROACH
5.1.4 History of surgical or percutaneous coronary revascularization procedure	02130A8	PX	BYPASS CORONARY ARTERY, FOUR OR MORE ARTERIES FROM RIGHT INTERNAL MAMMARY WITH AUTOLOGOUS ARTERIAL TISSUE, OPEN APPROACH
5.1.4 History of surgical or percutaneous coronary revascularization procedure	02130A9	PX	BYPASS CORONARY ARTERY, FOUR OR MORE ARTERIES FROM LEFT INTERNAL MAMMARY WITH AUTOLOGOUS ARTERIAL TISSUE, OPEN APPROACH
5.1.4 History of surgical or percutaneous coronary revascularization procedure	02130AC	PX	BYPASS CORONARY ARTERY, FOUR OR MORE ARTERIES FROM THORACIC ARTERY WITH AUTOLOGOUS ARTERIAL TISSUE, OPEN APPROACH
5.1.4 History of surgical or percutaneous coronary revascularization procedure	02130AF	PX	BYPASS CORONARY ARTERY, FOUR OR MORE ARTERIES FROM ABDOMINAL ARTERY WITH AUTOLOGOUS ARTERIAL TISSUE, OPEN APPROACH
5.1.4 History of surgical or percutaneous coronary revascularization procedure	02130AW	PX	BYPASS CORONARY ARTERY, FOUR OR MORE ARTERIES FROM AORTA WITH AUTOLOGOUS ARTERIAL TISSUE, OPEN APPROACH

5.1.4 History of surgical or percutaneous coronary revascularization procedure	02130J3	PX	BYPASS CORONARY ARTERY, FOUR OR MORE ARTERIES FROM CORONARY ARTERY WITH SYNTHETIC SUBSTITUTE, OPEN APPROACH
5.1.4 History of surgical or percutaneous coronary revascularization procedure	02130J8	PX	BYPASS CORONARY ARTERY, FOUR OR MORE ARTERIES FROM RIGHT INTERNAL MAMMARY WITH SYNTHETIC SUBSTITUTE, OPEN APPROACH
5.1.4 History of surgical or percutaneous coronary revascularization procedure	02130J9	PX	BYPASS CORONARY ARTERY, FOUR OR MORE ARTERIES FROM LEFT INTERNAL MAMMARY WITH SYNTHETIC SUBSTITUTE, OPEN APPROACH
5.1.4 History of surgical or percutaneous coronary revascularization procedure	02130JC	PX	BYPASS CORONARY ARTERY, FOUR OR MORE ARTERIES FROM THORACIC ARTERY WITH SYNTHETIC SUBSTITUTE, OPEN APPROACH
5.1.4 History of surgical or percutaneous coronary revascularization procedure	02130JF	PX	BYPASS CORONARY ARTERY, FOUR OR MORE ARTERIES FROM ABDOMINAL ARTERY WITH SYNTHETIC SUBSTITUTE, OPEN APPROACH
5.1.4 History of surgical or percutaneous coronary revascularization procedure	02130JW	PX	BYPASS CORONARY ARTERY, FOUR OR MORE ARTERIES FROM AORTA WITH SYNTHETIC SUBSTITUTE, OPEN APPROACH
5.1.4 History of surgical or percutaneous coronary revascularization procedure	02130K3	PX	BYPASS CORONARY ARTERY, FOUR OR MORE ARTERIES FROM CORONARY ARTERY WITH NONAUTOLOGOUS TISSUE SUBSTITUTE, OPEN APPROACH
5.1.4 History of surgical or percutaneous coronary revascularization procedure	02130K8	PX	BYPASS CORONARY ARTERY, FOUR OR MORE ARTERIES FROM RIGHT INTERNAL MAMMARY WITH NONAUTOLOGOUS TISSUE SUBSTITUTE, OPEN APPROACH
5.1.4 History of surgical or percutaneous coronary revascularization procedure	02130K9	PX	BYPASS CORONARY ARTERY, FOUR OR MORE ARTERIES FROM LEFT INTERNAL MAMMARY WITH NONAUTOLOGOUS TISSUE SUBSTITUTE, OPEN APPROACH
5.1.4 History of surgical or percutaneous coronary revascularization procedure	02130KC	PX	BYPASS CORONARY ARTERY, FOUR OR MORE ARTERIES FROM THORACIC ARTERY WITH NONAUTOLOGOUS TISSUE SUBSTITUTE, OPEN APPROACH
5.1.4 History of surgical or percutaneous coronary revascularization procedure	02130KF	PX	BYPASS CORONARY ARTERY, FOUR OR MORE ARTERIES FROM ABDOMINAL ARTERY WITH NONAUTOLOGOUS TISSUE SUBSTITUTE, OPEN APPROACH
5.1.4 History of surgical or percutaneous coronary revascularization procedure	02130KW	PX	BYPASS CORONARY ARTERY, FOUR OR MORE ARTERIES FROM AORTA WITH NONAUTOLOGOUS TISSUE SUBSTITUTE, OPEN APPROACH
5.1.4 History of surgical or percutaneous coronary revascularization procedure	02130Z3	PX	BYPASS CORONARY ARTERY, FOUR OR MORE ARTERIES FROM CORONARY ARTERY, OPEN APPROACH
5.1.4 History of surgical or percutaneous coronary revascularization procedure	02130Z8	PX	BYPASS CORONARY ARTERY, FOUR OR MORE ARTERIES FROM RIGHT INTERNAL MAMMARY, OPEN APPROACH
5.1.4 History of surgical or percutaneous coronary revascularization procedure	02130Z9	PX	BYPASS CORONARY ARTERY, FOUR OR MORE ARTERIES FROM LEFT INTERNAL MAMMARY, OPEN APPROACH
5.1.4 History of surgical or percutaneous coronary revascularization procedure	02130ZC	PX	BYPASS CORONARY ARTERY, FOUR OR MORE ARTERIES FROM THORACIC ARTERY, OPEN APPROACH
5.1.4 History of surgical or percutaneous coronary revascularization procedure	02130ZF	PX	BYPASS CORONARY ARTERY, FOUR OR MORE ARTERIES FROM ABDOMINAL ARTERY, OPEN APPROACH
5.1.4 History of surgical or percutaneous coronary revascularization procedure	0213344	PX	BYPASS CORONARY ARTERY, FOUR OR MORE ARTERIES FROM CORONARY VEIN WITH DRUG-ELUTING INTRALUMINAL DEVICE, PERCUTANEOUS APPROACH
5.1.4 History of surgical or percutaneous coronary revascularization procedure	02133D4	PX	BYPASS CORONARY ARTERY, FOUR OR MORE ARTERIES FROM CORONARY VEIN WITH INTRALUMINAL DEVICE, PERCUTANEOUS APPROACH
5.1.4 History of surgical or percutaneous coronary revascularization procedure	0213444	PX	BYPASS CORONARY ARTERY, FOUR OR MORE ARTERIES FROM CORONARY VEIN WITH DRUG-ELUTING INTRALUMINAL DEVICE, PERCUTANEOUS ENDOSCOPIC APPROACH
5.1.4 History of surgical or percutaneous coronary revascularization procedure	0213483	PX	BYPASS CORONARY ARTERY, FOUR OR MORE ARTERIES FROM CORONARY ARTERY WITH ZOOPLASTIC TISSUE, PERCUTANEOUS ENDOSCOPIC APPROACH

5.1.4 History of surgical or percutaneous coronary revascularization procedure	02134JC	PX	BYPASS CORONARY ARTERY, FOUR OR MORE ARTERIES FROM THORACIC ARTERY WITH SYNTHETIC SUBSTITUTE, PERCUTANEOUS ENDOSCOPIC APPROACH
5.1.4 History of surgical or percutaneous coronary revascularization procedure	02134JF	PX	BYPASS CORONARY ARTERY, FOUR OR MORE ARTERIES FROM ABDOMINAL ARTERY WITH SYNTHETIC SUBSTITUTE, PERCUTANEOUS ENDOSCOPIC APPROACH
5.1.4 History of surgical or percutaneous coronary revascularization procedure	02134JW	PX	BYPASS CORONARY ARTERY, FOUR OR MORE ARTERIES FROM AORTA WITH SYNTHETIC SUBSTITUTE, PERCUTANEOUS ENDOSCOPIC APPROACH
5.1.4 History of surgical or percutaneous coronary revascularization procedure	02134K3	PX	BYPASS CORONARY ARTERY, FOUR OR MORE ARTERIES FROM CORONARY ARTERY WITH NONAUTOLOGOUS TISSUE SUBSTITUTE, PERCUTANEOUS ENDOSCOPIC APPROACH
5.1.4 History of surgical or percutaneous coronary revascularization procedure	02134K8	PX	BYPASS CORONARY ARTERY, FOUR OR MORE ARTERIES FROM RIGHT INTERNAL MAMMARY WITH NONAUTOLOGOUS TISSUE SUBSTITUTE, PERCUTANEOUS ENDOSCOPIC APPROACH
5.1.4 History of surgical or percutaneous coronary revascularization procedure	02134K9	PX	BYPASS CORONARY ARTERY, FOUR OR MORE ARTERIES FROM LEFT INTERNAL MAMMARY WITH NONAUTOLOGOUS TISSUE SUBSTITUTE, PERCUTANEOUS ENDOSCOPIC APPROACH
5.1.4 History of surgical or percutaneous coronary revascularization procedure	02134KC	PX	BYPASS CORONARY ARTERY, FOUR OR MORE ARTERIES FROM THORACIC ARTERY WITH NONAUTOLOGOUS TISSUE SUBSTITUTE, PERCUTANEOUS ENDOSCOPIC APPROACH
5.1.4 History of surgical or percutaneous coronary revascularization procedure	02134KF	PX	BYPASS CORONARY ARTERY, FOUR OR MORE ARTERIES FROM ABDOMINAL ARTERY WITH NONAUTOLOGOUS TISSUE SUBSTITUTE, PERCUTANEOUS ENDOSCOPIC APPROACH
5.1.4 History of surgical or percutaneous coronary revascularization procedure	02134KW	PX	BYPASS CORONARY ARTERY, FOUR OR MORE ARTERIES FROM AORTA WITH NONAUTOLOGOUS TISSUE SUBSTITUTE, PERCUTANEOUS ENDOSCOPIC APPROACH
5.1.4 History of surgical or percutaneous coronary revascularization procedure	02134Z3	PX	BYPASS CORONARY ARTERY, FOUR OR MORE ARTERIES FROM CORONARY ARTERY, PERCUTANEOUS ENDOSCOPIC APPROACH
5.1.4 History of surgical or percutaneous coronary revascularization procedure	02134Z8	PX	BYPASS CORONARY ARTERY, FOUR OR MORE ARTERIES FROM RIGHT INTERNAL MAMMARY, PERCUTANEOUS ENDOSCOPIC APPROACH
5.1.4 History of surgical or percutaneous coronary revascularization procedure	02134Z9	PX	BYPASS CORONARY ARTERY, FOUR OR MORE ARTERIES FROM LEFT INTERNAL MAMMARY, PERCUTANEOUS ENDOSCOPIC APPROACH
5.1.4 History of surgical or percutaneous coronary revascularization procedure	02134ZC	PX	BYPASS CORONARY ARTERY, FOUR OR MORE ARTERIES FROM THORACIC ARTERY, PERCUTANEOUS ENDOSCOPIC APPROACH
5.1.4 History of surgical or percutaneous coronary revascularization procedure	02134ZF	PX	BYPASS CORONARY ARTERY, FOUR OR MORE ARTERIES FROM ABDOMINAL ARTERY, PERCUTANEOUS ENDOSCOPIC APPROACH
5.1.4 History of surgical or percutaneous coronary revascularization procedure	021K0Z5	PX	BYPASS RIGHT VENTRICLE TO CORONARY CIRCULATION, OPEN APPROACH
5.1.4 History of surgical or percutaneous coronary revascularization procedure	021K4Z5	PX	BYPASS RIGHT VENTRICLE TO CORONARY CIRCULATION, PERCUTANEOUS ENDOSCOPIC APPROACH
5.1.4 History of surgical or percutaneous coronary revascularization procedure	021L0Z5	PX	BYPASS LEFT VENTRICLE TO CORONARY CIRCULATION, OPEN APPROACH
5.1.4 History of surgical or percutaneous coronary revascularization procedure	021L4Z5	PX	BYPASS LEFT VENTRICLE TO CORONARY CIRCULATION, PERCUTANEOUS ENDOSCOPIC APPROACH
5.1.4 History of surgical or percutaneous coronary revascularization procedure	0270046	PX	DILATION OF CORONARY ARTERY, ONE ARTERY, BIFURCATION, WITH DRUG-ELUTING INTRALUMINAL DEVICE, OPEN APPROACH
5.1.4 History of surgical or percutaneous coronary revascularization procedure	027004Z	PX	DILATION OF CORONARY ARTERY, ONE ARTERY WITH DRUG-ELUTING INTRALUMINAL DEVICE, OPEN APPROACH
5.1.4 History of surgical or percutaneous coronary revascularization procedure	0270056	PX	DILATION OF CORONARY ARTERY, ONE ARTERY, BIFURCATION, WITH TWO DRUGELUTING INTRALUMINAL DEVICES, OPEN APPROACH

5.1.4 History of surgical or percutaneous coronary revascularization procedure	027005Z	PX	DILATION OF CORONARY ARTERY, ONE ARTERY WITH TWO DRUG-ELUTING INTRALUMINAL DEVICES, OPEN APPROACH
5.1.4 History of surgical or percutaneous coronary revascularization procedure	0270066	PX	DILATION OF CORONARY ARTERY, ONE ARTERY, BIFURCATION, WITH THREE DRUG-ELUTING INTRALUMINAL DEVICES, OPEN APPROACH
5.1.4 History of surgical or percutaneous coronary revascularization procedure	027006Z	PX	DILATION OF CORONARY ARTERY, ONE ARTERY WITH THREE DRUG-ELUTING INTRALUMINAL DEVICES, OPEN APPROACH
5.1.4 History of surgical or percutaneous coronary revascularization procedure	0270076	PX	DILATION OF CORONARY ARTERY, ONE ARTERY, BIFURCATION, WITH FOUR OR MORE DRUG-ELUTING INTRALUMINAL DEVICES, OPEN APPROACH
5.1.4 History of surgical or percutaneous coronary revascularization procedure	027007Z	PX	DILATION OF CORONARY ARTERY, ONE ARTERY WITH FOUR OR MORE DRUG-ELUTING INTRALUMINAL DEVICES, OPEN APPROACH
5.1.4 History of surgical or percutaneous coronary revascularization procedure	02700D6	PX	DILATION OF CORONARY ARTERY, ONE ARTERY, BIFURCATION, WITH INTRALUMINAL DEVICE, OPEN APPROACH
5.1.4 History of surgical or percutaneous coronary revascularization procedure	02700DZ	PX	DILATION OF CORONARY ARTERY, ONE ARTERY WITH INTRALUMINAL DEVICE, OPEN APPROACH
5.1.4 History of surgical or percutaneous coronary revascularization procedure	02700E6	PX	DILATION OF CORONARY ARTERY, ONE ARTERY, BIFURCATION, WITH TWO INTRALUMINAL DEVICES, OPEN APPROACH
5.1.4 History of surgical or percutaneous coronary revascularization procedure	02700EZ	PX	DILATION OF CORONARY ARTERY, ONE ARTERY WITH TWO INTRALUMINAL DEVICES, OPEN APPROACH
5.1.4 History of surgical or percutaneous coronary revascularization procedure	02700F6	PX	DILATION OF CORONARY ARTERY, ONE ARTERY, BIFURCATION, WITH THREE INTRALUMINAL DEVICES, OPEN APPROACH
5.1.4 History of surgical or percutaneous coronary revascularization procedure	02700FZ	PX	DILATION OF CORONARY ARTERY, ONE ARTERY WITH THREE INTRALUMINAL DEVICES, OPEN APPROACH
5.1.4 History of surgical or percutaneous coronary revascularization procedure	02700G6	PX	DILATION OF CORONARY ARTERY, ONE ARTERY, BIFURCATION, WITH FOUR OR MORE INTRALUMINAL DEVICES, OPEN APPROACH
5.1.4 History of surgical or percutaneous coronary revascularization procedure	02700GZ	PX	DILATION OF CORONARY ARTERY, ONE ARTERY WITH FOUR OR MORE INTRALUMINAL DEVICES, OPEN APPROACH
5.1.4 History of surgical or percutaneous coronary revascularization procedure	02700T6	PX	DILATION OF CORONARY ARTERY, ONE ARTERY, BIFURCATION, WITH RADIOACTIVE INTRALUMINAL DEVICE, OPEN APPROACH
5.1.4 History of surgical or percutaneous coronary revascularization procedure	02700TZ	PX	DILATION OF CORONARY ARTERY, ONE ARTERY WITH RADIOACTIVE INTRALUMINAL DEVICE, OPEN APPROACH
5.1.4 History of surgical or percutaneous coronary revascularization procedure	02700Z6	PX	DILATION OF CORONARY ARTERY, ONE ARTERY, BIFURCATION, OPEN APPROACH
5.1.4 History of surgical or percutaneous coronary revascularization procedure	02700ZZ	PX	DILATION OF CORONARY ARTERY, ONE ARTERY, OPEN APPROACH
5.1.4 History of surgical or percutaneous coronary revascularization procedure	0270346	PX	DILATION OF CORONARY ARTERY, ONE ARTERY, BIFURCATION, WITH DRUG-ELUTING INTRALUMINAL DEVICE, PERCUTANEOUS APPROACH
5.1.4 History of surgical or percutaneous coronary revascularization procedure	027034Z	PX	DILATION OF CORONARY ARTERY, ONE ARTERY WITH DRUG-ELUTING INTRALUMINAL DEVICE, PERCUTANEOUS APPROACH
5.1.4 History of surgical or percutaneous coronary revascularization procedure	0270356	PX	DILATION OF CORONARY ARTERY, ONE ARTERY, BIFURCATION, WITH TWO DRUG-ELUTING INTRALUMINAL DEVICES, PERCUTANEOUS APPROACH
5.1.4 History of surgical or percutaneous coronary revascularization procedure	027035Z	PX	DILATION OF CORONARY ARTERY, ONE ARTERY WITH TWO DRUG-ELUTING INTRALUMINAL DEVICES, PERCUTANEOUS APPROACH

5.1.4 History of surgical or percutaneous coronary revascularization procedure	0270366	PX	DILATION OF CORONARY ARTERY, ONE ARTERY, BIFURCATION, WITH THREE DRUG-ELUTING INTRALUMINAL DEVICES, PERCUTANEOUS APPROACH
5.1.4 History of surgical or percutaneous coronary revascularization procedure	027036Z	PX	DILATION OF CORONARY ARTERY, ONE ARTERY WITH THREE DRUG-ELUTING INTRALUMINAL DEVICES, PERCUTANEOUS APPROACH
5.1.4 History of surgical or percutaneous coronary revascularization procedure	0270376	PX	DILATION OF CORONARY ARTERY, ONE ARTERY, BIFURCATION, WITH FOUR OR MORE DRUG-ELUTING INTRALUMINAL DEVICES, PERCUTANEOUS APPROACH
5.1.4 History of surgical or percutaneous coronary revascularization procedure	027037Z	PX	DILATION OF CORONARY ARTERY, ONE ARTERY WITH FOUR OR MORE DRUG-ELUTING INTRALUMINAL DEVICES, PERCUTANEOUS APPROACH
5.1.4 History of surgical or percutaneous coronary revascularization procedure	02703D6	PX	DILATION OF CORONARY ARTERY, ONE ARTERY, BIFURCATION, WITH INTRALUMINAL DEVICE, PERCUTANEOUS APPROACH
5.1.4 History of surgical or percutaneous coronary revascularization procedure	02703DZ	PX	DILATION OF CORONARY ARTERY, ONE ARTERY WITH INTRALUMINAL DEVICE, PERCUTANEOUS APPROACH
5.1.4 History of surgical or percutaneous coronary revascularization procedure	02703E6	PX	DILATION OF CORONARY ARTERY, ONE ARTERY, BIFURCATION, WITH TWO INTRALUMINAL DEVICES, PERCUTANEOUS APPROACH
5.1.4 History of surgical or percutaneous coronary revascularization procedure	02703EZ	PX	DILATION OF CORONARY ARTERY, ONE ARTERY WITH TWO INTRALUMINAL DEVICES, PERCUTANEOUS APPROACH
5.1.4 History of surgical or percutaneous coronary revascularization procedure	02703F6	PX	DILATION OF CORONARY ARTERY, ONE ARTERY, BIFURCATION, WITH THREE INTRALUMINAL DEVICES, PERCUTANEOUS APPROACH
5.1.4 History of surgical or percutaneous coronary revascularization procedure	02703FZ	PX	DILATION OF CORONARY ARTERY, ONE ARTERY WITH THREE INTRALUMINAL DEVICES, PERCUTANEOUS APPROACH
5.1.4 History of surgical or percutaneous coronary revascularization procedure	02703G6	PX	DILATION OF CORONARY ARTERY, ONE ARTERY, BIFURCATION, WITH FOUR OR MORE INTRALUMINAL DEVICES, PERCUTANEOUS APPROACH
5.1.4 History of surgical or percutaneous coronary revascularization procedure	02703GZ	PX	DILATION OF CORONARY ARTERY, ONE ARTERY WITH FOUR OR MORE INTRALUMINAL DEVICES, PERCUTANEOUS APPROACH
5.1.4 History of surgical or percutaneous coronary revascularization procedure	02703T6	PX	DILATION OF CORONARY ARTERY, ONE ARTERY, BIFURCATION, WITH RADIOACTIVE INTRALUMINAL DEVICE, PERCUTANEOUS APPROACH
5.1.4 History of surgical or percutaneous coronary revascularization procedure	02703TZ	PX	DILATION OF CORONARY ARTERY, ONE ARTERY WITH RADIOACTIVE INTRALUMINAL DEVICE, PERCUTANEOUS APPROACH
5.1.4 History of surgical or percutaneous coronary revascularization procedure	02703Z6	PX	DILATION OF CORONARY ARTERY, ONE ARTERY, BIFURCATION, PERCUTANEOUS APPROACH
5.1.4 History of surgical or percutaneous coronary revascularization procedure	02703ZZ	PX	DILATION OF CORONARY ARTERY, ONE ARTERY, PERCUTANEOUS APPROACH
5.1.4 History of surgical or percutaneous coronary revascularization procedure	0270446	PX	DILATION OF CORONARY ARTERY, ONE ARTERY, BIFURCATION, WITH DRUG-ELUTING INTRALUMINAL DEVICE, PERCUTANEOUS ENDOSCOPIC APPROACH
5.1.4 History of surgical or percutaneous coronary revascularization procedure	027044Z	PX	DILATION OF CORONARY ARTERY, ONE ARTERY WITH DRUG-ELUTING INTRALUMINAL DEVICE, PERCUTANEOUS ENDOSCOPIC APPROACH
5.1.4 History of surgical or percutaneous coronary revascularization procedure	0270456	PX	DILATION OF CORONARY ARTERY, ONE ARTERY, BIFURCATION, WITH TWO DRUG-ELUTING INTRALUMINAL DEVICES, PERCUTANEOUS ENDOSCOPIC APPROACH
5.1.4 History of surgical or percutaneous coronary revascularization procedure	027045Z	PX	DILATION OF CORONARY ARTERY, ONE ARTERY WITH TWO DRUG-ELUTING INTRALUMINAL DEVICES, PERCUTANEOUS ENDOSCOPIC APPROACH
5.1.4 History of surgical or percutaneous coronary revascularization procedure	0270466	PX	DILATION OF CORONARY ARTERY, ONE ARTERY, BIFURCATION, WITH THREE DRUG-ELUTING INTRALUMINAL DEVICES, PERCUTANEOUS ENDOSCOPIC APPROACH

5.1.4 History of surgical or percutaneous coronary revascularization procedure	027046Z	PX	DILATION OF CORONARY ARTERY, ONE ARTERY WITH THREE DRUG-ELUTING INTRALUMINAL DEVICES, PERCUTANEOUS ENDOSCOPIC APPROACH
5.1.4 History of surgical or percutaneous coronary revascularization procedure	0270476	PX	DILATION OF CORONARY ARTERY, ONE ARTERY, BIFURCATION, WITH FOUR OR MORE DRUG-ELUTING INTRALUMINAL DEVICES, PERCUTANEOUS ENDOSCOPIC APPROACH
5.1.4 History of surgical or percutaneous coronary revascularization procedure	027047Z	PX	DILATION OF CORONARY ARTERY, ONE ARTERY WITH FOUR OR MORE DRUG-ELUTING INTRALUMINAL DEVICES, PERCUTANEOUS ENDOSCOPIC APPROACH
5.1.4 History of surgical or percutaneous coronary revascularization procedure	02704D6	PX	DILATION OF CORONARY ARTERY, ONE ARTERY, BIFURCATION, WITH INTRALUMINAL DEVICE, PERCUTANEOUS ENDOSCOPIC APPROACH
5.1.4 History of surgical or percutaneous coronary revascularization procedure	02704DZ	PX	DILATION OF CORONARY ARTERY, ONE ARTERY WITH INTRALUMINAL DEVICE, PERCUTANEOUS ENDOSCOPIC APPROACH
5.1.4 History of surgical or percutaneous coronary revascularization procedure	02704E6	PX	DILATION OF CORONARY ARTERY, ONE ARTERY, BIFURCATION, WITH TWO INTRALUMINAL DEVICES, PERCUTANEOUS ENDOSCOPIC APPROACH
5.1.4 History of surgical or percutaneous coronary revascularization procedure	02704EZ	PX	DILATION OF CORONARY ARTERY, ONE ARTERY WITH TWO INTRALUMINAL DEVICES, PERCUTANEOUS ENDOSCOPIC APPROACH
5.1.4 History of surgical or percutaneous coronary revascularization procedure	02704F6	PX	DILATION OF CORONARY ARTERY, ONE ARTERY, BIFURCATION, WITH THREE INTRALUMINAL DEVICES, PERCUTANEOUS ENDOSCOPIC APPROACH
5.1.4 History of surgical or percutaneous coronary revascularization procedure	02704FZ	PX	DILATION OF CORONARY ARTERY, ONE ARTERY WITH THREE INTRALUMINAL DEVICES, PERCUTANEOUS ENDOSCOPIC APPROACH
5.1.4 History of surgical or percutaneous coronary revascularization procedure	02704G6	PX	DILATION OF CORONARY ARTERY, ONE ARTERY, BIFURCATION, WITH FOUR OR MORE INTRALUMINAL DEVICES, PERCUTANEOUS ENDOSCOPIC APPROACH
5.1.4 History of surgical or percutaneous coronary revascularization procedure	02704GZ	PX	DILATION OF CORONARY ARTERY, ONE ARTERY WITH FOUR OR MORE INTRALUMINAL DEVICES, PERCUTANEOUS ENDOSCOPIC APPROACH
5.1.4 History of surgical or percutaneous coronary revascularization procedure	02704T6	PX	DILATION OF CORONARY ARTERY, ONE ARTERY, BIFURCATION, WITH RADIOACTIVE INTRALUMINAL DEVICE, PERCUTANEOUS ENDOSCOPIC APPROACH
5.1.4 History of surgical or percutaneous coronary revascularization procedure	02704TZ	PX	DILATION OF CORONARY ARTERY, ONE ARTERY WITH RADIOACTIVE INTRALUMINAL DEVICE, PERCUTANEOUS ENDOSCOPIC APPROACH
5.1.4 History of surgical or percutaneous coronary revascularization procedure	02704Z6	PX	DILATION OF CORONARY ARTERY, ONE ARTERY, BIFURCATION, PERCUTANEOUS ENDOSCOPIC APPROACH
5.1.4 History of surgical or percutaneous coronary revascularization procedure	02704ZZ	PX	DILATION OF CORONARY ARTERY, ONE ARTERY, PERCUTANEOUS ENDOSCOPIC APPROACH
5.1.4 History of surgical or percutaneous coronary revascularization procedure	0271046	PX	DILATION OF CORONARY ARTERY, TWO ARTERIES, BIFURCATION, WITH DRUG-ELUTING INTRALUMINAL DEVICE, OPEN APPROACH
5.1.4 History of surgical or percutaneous coronary revascularization procedure	027104Z	PX	DILATION OF CORONARY ARTERY, TWO ARTERIES WITH DRUG-ELUTING INTRALUMINAL DEVICE, OPEN APPROACH
5.1.4 History of surgical or percutaneous coronary revascularization procedure	0271056	PX	DILATION OF CORONARY ARTERY, TWO ARTERIES, BIFURCATION, WITH TWO DRUG-ELUTING INTRALUMINAL DEVICES, OPEN APPROACH
5.1.4 History of surgical or percutaneous coronary revascularization procedure	027105Z	PX	DILATION OF CORONARY ARTERY, TWO ARTERIES WITH TWO DRUG-ELUTING INTRALUMINAL DEVICES, OPEN APPROACH
5.1.4 History of surgical or percutaneous coronary revascularization procedure	0271066	PX	DILATION OF CORONARY ARTERY, TWO ARTERIES, BIFURCATION, WITH THREE DRUG-ELUTING INTRALUMINAL DEVICES, OPEN APPROACH
5.1.4 History of surgical or percutaneous coronary revascularization procedure	027106Z	PX	DILATION OF CORONARY ARTERY, TWO ARTERIES WITH THREE DRUG-ELUTING INTRALUMINAL DEVICES, OPEN APPROACH

5.1.4 History of surgical or percutaneous coronary revascularization procedure	0271076	PX	DILATION OF CORONARY ARTERY, TWO ARTERIES, BIFURCATION, WITH FOUR OR MORE DRUG-ELUTING INTRALUMINAL DEVICES, OPEN APPROACH
5.1.4 History of surgical or percutaneous coronary revascularization procedure	027107Z	PX	DILATION OF CORONARY ARTERY, TWO ARTERIES WITH FOUR OR MORE DRUG-ELUTING INTRALUMINAL DEVICES, OPEN APPROACH
5.1.4 History of surgical or percutaneous coronary revascularization procedure	02710D6	PX	DILATION OF CORONARY ARTERY, TWO ARTERIES, BIFURCATION, WITH INTRALUMINAL DEVICE, OPEN APPROACH
5.1.4 History of surgical or percutaneous coronary revascularization procedure	02710DZ	PX	DILATION OF CORONARY ARTERY, TWO ARTERIES WITH INTRALUMINAL DEVICE, OPEN APPROACH
5.1.4 History of surgical or percutaneous coronary revascularization procedure	02710E6	PX	DILATION OF CORONARY ARTERY, TWO ARTERIES, BIFURCATION, WITH TWO INTRALUMINAL DEVICES, OPEN APPROACH
5.1.4 History of surgical or percutaneous coronary revascularization procedure	02710EZ	PX	DILATION OF CORONARY ARTERY, TWO ARTERIES WITH TWO INTRALUMINAL DEVICES, OPEN APPROACH
5.1.4 History of surgical or percutaneous coronary revascularization procedure	02710F6	PX	DILATION OF CORONARY ARTERY, TWO ARTERIES, BIFURCATION, WITH THREE INTRALUMINAL DEVICES, OPEN APPROACH
5.1.4 History of surgical or percutaneous coronary revascularization procedure	02710FZ	PX	DILATION OF CORONARY ARTERY, TWO ARTERIES WITH THREE INTRALUMINAL DEVICES, OPEN APPROACH
5.1.4 History of surgical or percutaneous coronary revascularization procedure	02710G6	PX	DILATION OF CORONARY ARTERY, TWO ARTERIES, BIFURCATION, WITH FOUR OR MORE INTRALUMINAL DEVICES, OPEN APPROACH
5.1.4 History of surgical or percutaneous coronary revascularization procedure	02710GZ	PX	DILATION OF CORONARY ARTERY, TWO ARTERIES WITH FOUR OR MORE INTRALUMINAL DEVICES, OPEN APPROACH
5.1.4 History of surgical or percutaneous coronary revascularization procedure	02710T6	PX	DILATION OF CORONARY ARTERY, TWO ARTERIES, BIFURCATION, WITH RADIOACTIVE INTRALUMINAL DEVICE, OPEN APPROACH
5.1.4 History of surgical or percutaneous coronary revascularization procedure	02710TZ	PX	DILATION OF CORONARY ARTERY, TWO ARTERIES WITH RADIOACTIVE INTRALUMINAL DEVICE, OPEN APPROACH
5.1.4 History of surgical or percutaneous coronary revascularization procedure	02710Z6	PX	DILATION OF CORONARY ARTERY, TWO ARTERIES, BIFURCATION, OPEN APPROACH
5.1.4 History of surgical or percutaneous coronary revascularization procedure	02710ZZ	PX	DILATION OF CORONARY ARTERY, TWO ARTERIES, OPEN APPROACH
5.1.4 History of surgical or percutaneous coronary revascularization procedure	0271346	PX	DILATION OF CORONARY ARTERY, TWO ARTERIES, BIFURCATION, WITH DRUG-ELUTING INTRALUMINAL DEVICE, PERCUTANEOUS APPROACH
5.1.4 History of surgical or percutaneous coronary revascularization procedure	027134Z	PX	DILATION OF CORONARY ARTERY, TWO ARTERIES WITH DRUG-ELUTING INTRALUMINAL DEVICE, PERCUTANEOUS APPROACH
5.1.4 History of surgical or percutaneous coronary revascularization procedure	0271356	PX	DILATION OF CORONARY ARTERY, TWO ARTERIES, BIFURCATION, WITH TWO DRUG-ELUTING INTRALUMINAL DEVICES, PERCUTANEOUS APPROACH
5.1.4 History of surgical or percutaneous coronary revascularization procedure	027135Z	PX	DILATION OF CORONARY ARTERY, TWO ARTERIES WITH TWO DRUG-ELUTING INTRALUMINAL DEVICES, PERCUTANEOUS APPROACH
5.1.4 History of surgical or percutaneous coronary revascularization procedure	0271366	PX	DILATION OF CORONARY ARTERY, TWO ARTERIES, BIFURCATION, WITH THREE DRUG-ELUTING INTRALUMINAL DEVICES, PERCUTANEOUS APPROACH
5.1.4 History of surgical or percutaneous coronary revascularization procedure	027136Z	PX	DILATION OF CORONARY ARTERY, TWO ARTERIES WITH THREE DRUG-ELUTING INTRALUMINAL DEVICES, PERCUTANEOUS APPROACH
5.1.4 History of surgical or percutaneous coronary revascularization procedure	0271376	PX	DILATION OF CORONARY ARTERY, TWO ARTERIES, BIFURCATION, WITH FOUR OR MORE DRUG-ELUTING INTRALUMINAL DEVICES, PERCUTANEOUS APPROACH

5.1.4 History of surgical or percutaneous coronary revascularization procedure	027137Z	PX	DILATION OF CORONARY ARTERY, TWO ARTERIES WITH FOUR OR MORE DRUG-ELUTING INTRALUMINAL DEVICES, PERCUTANEOUS APPROACH
5.1.4 History of surgical or percutaneous coronary revascularization procedure	02713D6	PX	DILATION OF CORONARY ARTERY, TWO ARTERIES, BIFURCATION, WITH INTRALUMINAL DEVICE, PERCUTANEOUS APPROACH
5.1.4 History of surgical or percutaneous coronary revascularization procedure	02713DZ	PX	DILATION OF CORONARY ARTERY, TWO ARTERIES WITH INTRALUMINAL DEVICE, PERCUTANEOUS APPROACH
5.1.4 History of surgical or percutaneous coronary revascularization procedure	02713E6	PX	DILATION OF CORONARY ARTERY, TWO ARTERIES, BIFURCATION, WITH TWO INTRALUMINAL DEVICES, PERCUTANEOUS APPROACH
5.1.4 History of surgical or percutaneous coronary revascularization procedure	02713EZ	PX	DILATION OF CORONARY ARTERY, TWO ARTERIES WITH TWO INTRALUMINAL DEVICES, PERCUTANEOUS APPROACH
5.1.4 History of surgical or percutaneous coronary revascularization procedure	02713F6	PX	DILATION OF CORONARY ARTERY, TWO ARTERIES, BIFURCATION, WITH THREE INTRALUMINAL DEVICES, PERCUTANEOUS APPROACH
5.1.4 History of surgical or percutaneous coronary revascularization procedure	02713FZ	PX	DILATION OF CORONARY ARTERY, TWO ARTERIES WITH THREE INTRALUMINAL DEVICES, PERCUTANEOUS APPROACH
5.1.4 History of surgical or percutaneous coronary revascularization procedure	02713G6	PX	DILATION OF CORONARY ARTERY, TWO ARTERIES, BIFURCATION, WITH FOUR OR MORE INTRALUMINAL DEVICES, PERCUTANEOUS APPROACH
5.1.4 History of surgical or percutaneous coronary revascularization procedure	02713GZ	PX	DILATION OF CORONARY ARTERY, TWO ARTERIES WITH FOUR OR MORE INTRALUMINAL DEVICES, PERCUTANEOUS APPROACH
5.1.4 History of surgical or percutaneous coronary revascularization procedure	02713T6	PX	DILATION OF CORONARY ARTERY, TWO ARTERIES, BIFURCATION, WITH RADIOACTIVE INTRALUMINAL DEVICE, PERCUTANEOUS APPROACH
5.1.4 History of surgical or percutaneous coronary revascularization procedure	02713TZ	PX	DILATION OF CORONARY ARTERY, TWO ARTERIES WITH RADIOACTIVE INTRALUMINAL DEVICE, PERCUTANEOUS APPROACH
5.1.4 History of surgical or percutaneous coronary revascularization procedure	02713Z6	PX	DILATION OF CORONARY ARTERY, TWO ARTERIES, BIFURCATION, PERCUTANEOUS APPROACH
5.1.4 History of surgical or percutaneous coronary revascularization procedure	02713ZZ	PX	DILATION OF CORONARY ARTERY, TWO ARTERIES, PERCUTANEOUS APPROACH
5.1.4 History of surgical or percutaneous coronary revascularization procedure	0271446	PX	DILATION OF CORONARY ARTERY, TWO ARTERIES, BIFURCATION, WITH DRUG-ELUTING INTRALUMINAL DEVICE, PERCUTANEOUS ENDOSCOPIC APPROACH
5.1.4 History of surgical or percutaneous coronary revascularization procedure	027144Z	PX	DILATION OF CORONARY ARTERY, TWO ARTERIES WITH DRUG-ELUTING INTRALUMINAL DEVICE, PERCUTANEOUS ENDOSCOPIC APPROACH
5.1.4 History of surgical or percutaneous coronary revascularization procedure	0271456	PX	DILATION OF CORONARY ARTERY, TWO ARTERIES, BIFURCATION, WITH TWO DRUG-ELUTING INTRALUMINAL DEVICES, PERCUTANEOUS ENDOSCOPIC APPROACH
5.1.4 History of surgical or percutaneous coronary revascularization procedure	027145Z	PX	DILATION OF CORONARY ARTERY, TWO ARTERIES WITH TWO DRUG-ELUTING INTRALUMINAL DEVICES, PERCUTANEOUS ENDOSCOPIC APPROACH
5.1.4 History of surgical or percutaneous coronary revascularization procedure	0271466	PX	DILATION OF CORONARY ARTERY, TWO ARTERIES, BIFURCATION, WITH THREE DRUG-ELUTING INTRALUMINAL DEVICES, PERCUTANEOUS ENDOSCOPIC APPROACH
5.1.4 History of surgical or percutaneous coronary revascularization procedure	027146Z	PX	DILATION OF CORONARY ARTERY, TWO ARTERIES WITH THREE DRUG-ELUTING INTRALUMINAL DEVICES, PERCUTANEOUS ENDOSCOPIC APPROACH
5.1.4 History of surgical or percutaneous coronary revascularization procedure	0271476	PX	DILATION OF CORONARY ARTERY, TWO ARTERIES, BIFURCATION, WITH FOUR OR MORE DRUG-ELUTING INTRALUMINAL DEVICES, PERCUTANEOUS ENDOSCOPIC APPROACH
5.1.4 History of surgical or percutaneous coronary revascularization procedure	027147Z	PX	DILATION OF CORONARY ARTERY, TWO ARTERIES WITH FOUR OR MORE DRUG-ELUTING INTRALUMINAL DEVICES, PERCUTANEOUS ENDOSCOPIC APPROACH

5.1.4 History of surgical or percutaneous coronary revascularization procedure	02714D6	PX	DILATION OF CORONARY ARTERY, TWO ARTERIES, BIFURCATION, WITH INTRALUMINAL DEVICE, PERCUTANEOUS ENDOSCOPIC APPROACH
5.1.4 History of surgical or percutaneous coronary revascularization procedure	02714DZ	PX	DILATION OF CORONARY ARTERY, TWO ARTERIES WITH INTRALUMINAL DEVICE, PERCUTANEOUS ENDOSCOPIC APPROACH
5.1.4 History of surgical or percutaneous coronary revascularization procedure	02714E6	PX	DILATION OF CORONARY ARTERY, TWO ARTERIES, BIFURCATION, WITH TWO INTRALUMINAL DEVICES, PERCUTANEOUS ENDOSCOPIC APPROACH
5.1.4 History of surgical or percutaneous coronary revascularization procedure	02714EZ	PX	DILATION OF CORONARY ARTERY, TWO ARTERIES WITH TWO INTRALUMINAL DEVICES, PERCUTANEOUS ENDOSCOPIC APPROACH
5.1.4 History of surgical or percutaneous coronary revascularization procedure	02714F6	PX	DILATION OF CORONARY ARTERY, TWO ARTERIES, BIFURCATION, WITH THREE INTRALUMINAL DEVICES, PERCUTANEOUS ENDOSCOPIC APPROACH
5.1.4 History of surgical or percutaneous coronary revascularization procedure	02714FZ	PX	DILATION OF CORONARY ARTERY, TWO ARTERIES WITH THREE INTRALUMINAL DEVICES, PERCUTANEOUS ENDOSCOPIC APPROACH
5.1.4 History of surgical or percutaneous coronary revascularization procedure	02714G6	PX	DILATION OF CORONARY ARTERY, TWO ARTERIES, BIFURCATION, WITH FOUR OR MORE INTRALUMINAL DEVICES, PERCUTANEOUS ENDOSCOPIC APPROACH
5.1.4 History of surgical or percutaneous coronary revascularization procedure	02714GZ	PX	DILATION OF CORONARY ARTERY, TWO ARTERIES WITH FOUR OR MORE INTRALUMINAL DEVICES, PERCUTANEOUS ENDOSCOPIC APPROACH
5.1.4 History of surgical or percutaneous coronary revascularization procedure	02714T6	PX	DILATION OF CORONARY ARTERY, TWO ARTERIES, BIFURCATION, WITH RADIOACTIVE INTRALUMINAL DEVICE, PERCUTANEOUS ENDOSCOPIC APPROACH
5.1.4 History of surgical or percutaneous coronary revascularization procedure	02714TZ	PX	DILATION OF CORONARY ARTERY, TWO ARTERIES WITH RADIOACTIVE INTRALUMINAL DEVICE, PERCUTANEOUS ENDOSCOPIC APPROACH
5.1.4 History of surgical or percutaneous coronary revascularization procedure	02714Z6	PX	DILATION OF CORONARY ARTERY, TWO ARTERIES, BIFURCATION, PERCUTANEOUS ENDOSCOPIC APPROACH
5.1.4 History of surgical or percutaneous coronary revascularization procedure	02714ZZ	PX	DILATION OF CORONARY ARTERY, TWO ARTERIES, PERCUTANEOUS ENDOSCOPIC APPROACH
5.1.4 History of surgical or percutaneous coronary revascularization procedure	0272046	PX	DILATION OF CORONARY ARTERY, THREE ARTERIES, BIFURCATION, WITH DRUG-ELUTING INTRALUMINAL DEVICE, OPEN APPROACH
5.1.4 History of surgical or percutaneous coronary revascularization procedure	027204Z	PX	DILATION OF CORONARY ARTERY, THREE ARTERIES WITH DRUG-ELUTING INTRALUMINAL DEVICE, OPEN APPROACH
5.1.4 History of surgical or percutaneous coronary revascularization procedure	0272056	PX	DILATION OF CORONARY ARTERY, THREE ARTERIES, BIFURCATION, WITH TWO DRUG-ELUTING INTRALUMINAL DEVICES, OPEN APPROACH
5.1.4 History of surgical or percutaneous coronary revascularization procedure	027205Z	PX	DILATION OF CORONARY ARTERY, THREE ARTERIES WITH TWO DRUG-ELUTING INTRALUMINAL DEVICES, OPEN APPROACH
5.1.4 History of surgical or percutaneous coronary revascularization procedure	0272066	PX	DILATION OF CORONARY ARTERY, THREE ARTERIES, BIFURCATION, WITH THREE DRUG-ELUTING INTRALUMINAL DEVICES, OPEN APPROACH
5.1.4 History of surgical or percutaneous coronary revascularization procedure	027206Z	PX	DILATION OF CORONARY ARTERY, THREE ARTERIES WITH THREE DRUG-ELUTING INTRALUMINAL DEVICES, OPEN APPROACH
5.1.4 History of surgical or percutaneous coronary revascularization procedure	0272076	PX	DILATION OF CORONARY ARTERY, THREE ARTERIES, BIFURCATION, WITH FOUR OR MORE DRUG-ELUTING INTRALUMINAL DEVICES, OPEN APPROACH
5.1.4 History of surgical or percutaneous coronary revascularization procedure	027207Z	PX	DILATION OF CORONARY ARTERY, THREE ARTERIES WITH FOUR OR MORE DRUG-ELUTING INTRALUMINAL DEVICES, OPEN APPROACH
5.1.4 History of surgical or percutaneous coronary revascularization procedure	02720D6	PX	DILATION OF CORONARY ARTERY, THREE ARTERIES, BIFURCATION, WITH INTRALUMINAL DEVICE, OPEN APPROACH

5.1.4 History of surgical or percutaneous coronary revascularization procedure	02720DZ	PX	DILATION OF CORONARY ARTERY, THREE ARTERIES WITH INTRALUMINAL DEVICE, OPEN APPROACH
5.1.4 History of surgical or percutaneous coronary revascularization procedure	02720E6	PX	DILATION OF CORONARY ARTERY, THREE ARTERIES, BIFURCATION, WITH TWO INTRALUMINAL DEVICES, OPEN APPROACH
5.1.4 History of surgical or percutaneous coronary revascularization procedure	02720EZ	PX	DILATION OF CORONARY ARTERY, THREE ARTERIES WITH TWO INTRALUMINAL DEVICES, OPEN APPROACH
5.1.4 History of surgical or percutaneous coronary revascularization procedure	02720F6	PX	DILATION OF CORONARY ARTERY, THREE ARTERIES, BIFURCATION, WITH THREE INTRALUMINAL DEVICES, OPEN APPROACH
5.1.4 History of surgical or percutaneous coronary revascularization procedure	02720FZ	PX	DILATION OF CORONARY ARTERY, THREE ARTERIES WITH THREE INTRALUMINAL DEVICES, OPEN APPROACH
5.1.4 History of surgical or percutaneous coronary revascularization procedure	02720G6	PX	DILATION OF CORONARY ARTERY, THREE ARTERIES, BIFURCATION, WITH FOUR OR MORE INTRALUMINAL DEVICES, OPEN APPROACH
5.1.4 History of surgical or percutaneous coronary revascularization procedure	02720GZ	PX	DILATION OF CORONARY ARTERY, THREE ARTERIES WITH FOUR OR MORE INTRALUMINAL DEVICES, OPEN APPROACH
5.1.4 History of surgical or percutaneous coronary revascularization procedure	02720T6	PX	DILATION OF CORONARY ARTERY, THREE ARTERIES, BIFURCATION, WITH RADIOACTIVE INTRALUMINAL DEVICE, OPEN APPROACH
5.1.4 History of surgical or percutaneous coronary revascularization procedure	02720TZ	PX	DILATION OF CORONARY ARTERY, THREE ARTERIES WITH RADIOACTIVE INTRALUMINAL DEVICE, OPEN APPROACH
5.1.4 History of surgical or percutaneous coronary revascularization procedure	02720Z6	PX	DILATION OF CORONARY ARTERY, THREE ARTERIES, BIFURCATION, OPEN APPROACH
5.1.4 History of surgical or percutaneous coronary revascularization procedure	02720ZZ	PX	DILATION OF CORONARY ARTERY, THREE ARTERIES, OPEN APPROACH
5.1.4 History of surgical or percutaneous coronary revascularization procedure	0272346	PX	DILATION OF CORONARY ARTERY, THREE ARTERIES, BIFURCATION, WITH DRUG-ELUTING INTRALUMINAL DEVICE, PERCUTANEOUS APPROACH
5.1.4 History of surgical or percutaneous coronary revascularization procedure	027234Z	PX	DILATION OF CORONARY ARTERY, THREE ARTERIES WITH DRUG-ELUTING INTRALUMINAL DEVICE, PERCUTANEOUS APPROACH
5.1.4 History of surgical or percutaneous coronary revascularization procedure	0272356	PX	DILATION OF CORONARY ARTERY, THREE ARTERIES, BIFURCATION, WITH TWO DRUG-ELUTING INTRALUMINAL DEVICES, PERCUTANEOUS APPROACH
5.1.4 History of surgical or percutaneous coronary revascularization procedure	027235Z	PX	DILATION OF CORONARY ARTERY, THREE ARTERIES WITH TWO DRUG-ELUTING INTRALUMINAL DEVICES, PERCUTANEOUS APPROACH
5.1.4 History of surgical or percutaneous coronary revascularization procedure	0272366	PX	DILATION OF CORONARY ARTERY, THREE ARTERIES, BIFURCATION, WITH THREE DRUG-ELUTING INTRALUMINAL DEVICES, PERCUTANEOUS APPROACH
5.1.4 History of surgical or percutaneous coronary revascularization procedure	027236Z	PX	DILATION OF CORONARY ARTERY, THREE ARTERIES WITH THREE DRUG-ELUTING INTRALUMINAL DEVICES, PERCUTANEOUS APPROACH
5.1.4 History of surgical or percutaneous coronary revascularization procedure	0272376	PX	DILATION OF CORONARY ARTERY, THREE ARTERIES, BIFURCATION, WITH FOUR OR MORE DRUG-ELUTING INTRALUMINAL DEVICES, PERCUTANEOUS APPROACH
5.1.4 History of surgical or percutaneous coronary revascularization procedure	027237Z	PX	DILATION OF CORONARY ARTERY, THREE ARTERIES WITH FOUR OR MORE DRUG-ELUTING INTRALUMINAL DEVICES, PERCUTANEOUS APPROACH
5.1.4 History of surgical or percutaneous coronary revascularization procedure	02723D6	PX	DILATION OF CORONARY ARTERY, THREE ARTERIES, BIFURCATION, WITH INTRALUMINAL DEVICE, PERCUTANEOUS APPROACH
5.1.4 History of surgical or percutaneous coronary revascularization procedure	02723DZ	PX	DILATION OF CORONARY ARTERY, THREE ARTERIES WITH INTRALUMINAL DEVICE, PERCUTANEOUS APPROACH

5.1.4 History of surgical or percutaneous coronary revascularization procedure	02724EZ	PX	DILATION OF CORONARY ARTERY, THREE ARTERIES WITH TWO INTRALUMINAL DEVICES, PERCUTANEOUS ENDOSCOPIC APPROACH
5.1.4 History of surgical or percutaneous coronary revascularization procedure	02724F6	PX	DILATION OF CORONARY ARTERY, THREE ARTERIES, BIFURCATION, WITH THREE INTRALUMINAL DEVICES, PERCUTANEOUS ENDOSCOPIC APPROACH
5.1.4 History of surgical or percutaneous coronary revascularization procedure	02724FZ	PX	DILATION OF CORONARY ARTERY, THREE ARTERIES WITH THREE INTRALUMINAL DEVICES, PERCUTANEOUS ENDOSCOPIC APPROACH
5.1.4 History of surgical or percutaneous coronary revascularization procedure	02724G6	PX	DILATION OF CORONARY ARTERY, THREE ARTERIES, BIFURCATION, WITH FOUR OR MORE INTRALUMINAL DEVICES, PERCUTANEOUS ENDOSCOPIC APPROACH
5.1.4 History of surgical or percutaneous coronary revascularization procedure	02724GZ	PX	DILATION OF CORONARY ARTERY, THREE ARTERIES WITH FOUR OR MORE INTRALUMINAL DEVICES, PERCUTANEOUS ENDOSCOPIC APPROACH
5.1.4 History of surgical or percutaneous coronary revascularization procedure	02724T6	PX	DILATION OF CORONARY ARTERY, THREE ARTERIES, BIFURCATION, WITH RADIOACTIVE INTRALUMINAL DEVICE, PERCUTANEOUS ENDOSCOPIC APPROACH
5.1.4 History of surgical or percutaneous coronary revascularization procedure	02724TZ	PX	DILATION OF CORONARY ARTERY, THREE ARTERIES WITH RADIOACTIVE INTRALUMINAL DEVICE, PERCUTANEOUS ENDOSCOPIC APPROACH
5.1.4 History of surgical or percutaneous coronary revascularization procedure	02724Z6	PX	DILATION OF CORONARY ARTERY, THREE ARTERIES, BIFURCATION, PERCUTANEOUS ENDOSCOPIC APPROACH
5.1.4 History of surgical or percutaneous coronary revascularization procedure	02724ZZ	PX	DILATION OF CORONARY ARTERY, THREE ARTERIES, PERCUTANEOUS ENDOSCOPIC APPROACH
5.1.4 History of surgical or percutaneous coronary revascularization procedure	0273046	PX	DILATION OF CORONARY ARTERY, FOUR OR MORE ARTERIES, BIFURCATION, WITH DRUG-ELUTING INTRALUMINAL DEVICE, OPEN APPROACH
5.1.4 History of surgical or percutaneous coronary revascularization procedure	027304Z	PX	DILATION OF CORONARY ARTERY, FOUR OR MORE ARTERIES WITH DRUG-ELUTING INTRALUMINAL DEVICE, OPEN APPROACH
5.1.4 History of surgical or percutaneous coronary revascularization procedure	0273056	PX	DILATION OF CORONARY ARTERY, FOUR OR MORE ARTERIES, BIFURCATION, WITH TWO DRUG-ELUTING INTRALUMINAL DEVICES, OPEN APPROACH
5.1.4 History of surgical or percutaneous coronary revascularization procedure	027305Z	PX	DILATION OF CORONARY ARTERY, FOUR OR MORE ARTERIES WITH TWO DRUG-ELUTING INTRALUMINAL DEVICES, OPEN APPROACH
5.1.4 History of surgical or percutaneous coronary revascularization procedure	0273066	PX	DILATION OF CORONARY ARTERY, FOUR OR MORE ARTERIES, BIFURCATION, WITH THREE DRUG-ELUTING INTRALUMINAL DEVICES, OPEN APPROACH
5.1.4 History of surgical or percutaneous coronary revascularization procedure	027306Z	PX	DILATION OF CORONARY ARTERY, FOUR OR MORE ARTERIES WITH THREE DRUG-ELUTING INTRALUMINAL DEVICES, OPEN APPROACH
5.1.4 History of surgical or percutaneous coronary revascularization procedure	0273076	PX	DILATION OF CORONARY ARTERY, FOUR OR MORE ARTERIES, BIFURCATION, WITH FOUR OR MORE DRUG-ELUTING INTRALUMINAL DEVICES, OPEN APPROACH
5.1.4 History of surgical or percutaneous coronary revascularization procedure	027307Z	PX	DILATION OF CORONARY ARTERY, FOUR OR MORE ARTERIES WITH FOUR OR MORE DRUG-ELUTING INTRALUMINAL DEVICES, OPEN APPROACH
5.1.4 History of surgical or percutaneous coronary revascularization procedure	02730D6	PX	DILATION OF CORONARY ARTERY, FOUR OR MORE ARTERIES, BIFURCATION, WITH INTRALUMINAL DEVICE, OPEN APPROACH
5.1.4 History of surgical or percutaneous coronary revascularization procedure	02730DZ	PX	DILATION OF CORONARY ARTERY, FOUR OR MORE ARTERIES WITH INTRALUMINAL DEVICE, OPEN APPROACH
5.1.4 History of surgical or percutaneous coronary revascularization procedure	02730E6	PX	DILATION OF CORONARY ARTERY, FOUR OR MORE ARTERIES, BIFURCATION, WITH TWO INTRALUMINAL DEVICES, OPEN APPROACH
5.1.4 History of surgical or percutaneous coronary revascularization procedure	02730EZ	PX	DILATION OF CORONARY ARTERY, FOUR OR MORE ARTERIES WITH TWO INTRALUMINAL DEVICES, OPEN APPROACH

5.1.4 History of surgical or percutaneous coronary revascularization procedure	02733FZ	PX	DILATION OF CORONARY ARTERY, FOUR OR MORE ARTERIES WITH THREE INTRALUMINAL DEVICES, PERCUTANEOUS APPROACH
5.1.4 History of surgical or percutaneous coronary revascularization procedure	02733G6	PX	DILATION OF CORONARY ARTERY, FOUR OR MORE ARTERIES, BIFURCATION, WITH FOUR OR MORE INTRALUMINAL DEVICES, PERCUTANEOUS APPROACH
5.1.4 History of surgical or percutaneous coronary revascularization procedure	02733GZ	PX	DILATION OF CORONARY ARTERY, FOUR OR MORE ARTERIES WITH FOUR OR MORE INTRALUMINAL DEVICES, PERCUTANEOUS APPROACH
5.1.4 History of surgical or percutaneous coronary revascularization procedure	02733T6	PX	DILATION OF CORONARY ARTERY, FOUR OR MORE ARTERIES, BIFURCATION, WITH RADIOACTIVE INTRALUMINAL DEVICE, PERCUTANEOUS APPROACH
5.1.4 History of surgical or percutaneous coronary revascularization procedure	02733TZ	PX	DILATION OF CORONARY ARTERY, FOUR OR MORE ARTERIES WITH RADIOACTIVE INTRALUMINAL DEVICE, PERCUTANEOUS APPROACH
5.1.4 History of surgical or percutaneous coronary revascularization procedure	02733Z6	PX	DILATION OF CORONARY ARTERY, FOUR OR MORE ARTERIES, BIFURCATION, PERCUTANEOUS APPROACH
5.1.4 History of surgical or percutaneous coronary revascularization procedure	02733ZZ	PX	DILATION OF CORONARY ARTERY, FOUR OR MORE ARTERIES, PERCUTANEOUS APPROACH
5.1.4 History of surgical or percutaneous coronary revascularization procedure	273446	PX	DILATION OF CORONARY ARTERY, FOUR OR MORE ARTERIES, BIFURCATION, WITH DRUG-ELUTING INTRALUMINAL DEVICE, PERCUTANEOUS ENDOSCOPIC APPROACH
5.1.4 History of surgical or percutaneous coronary revascularization procedure	027344Z	PX	DILATION OF CORONARY ARTERY, FOUR OR MORE ARTERIES WITH DRUG-ELUTING INTRALUMINAL DEVICE, PERCUTANEOUS ENDOSCOPIC APPROACH
5.1.4 History of surgical or percutaneous coronary revascularization procedure	273456	PX	DILATION OF CORONARY ARTERY, FOUR OR MORE ARTERIES, BIFURCATION, WITH TWO DRUG-ELUTING INTRALUMINAL DEVICES, PERCUTANEOUS ENDOSCOPIC APPROACH
5.1.4 History of surgical or percutaneous coronary revascularization procedure	027345Z	PX	DILATION OF CORONARY ARTERY, FOUR OR MORE ARTERIES WITH TWO DRUG-ELUTING INTRALUMINAL DEVICES, PERCUTANEOUS ENDOSCOPIC APPROACH
5.1.4 History of surgical or percutaneous coronary revascularization procedure	273466	PX	DILATION OF CORONARY ARTERY, FOUR OR MORE ARTERIES, BIFURCATION, WITH THREE DRUG-ELUTING INTRALUMINAL DEVICES, PERCUTANEOUS ENDOSCOPIC APPROACH
5.1.4 History of surgical or percutaneous coronary revascularization procedure	027346Z	PX	DILATION OF CORONARY ARTERY, FOUR OR MORE ARTERIES WITH THREE DRUG-ELUTING INTRALUMINAL DEVICES, PERCUTANEOUS ENDOSCOPIC APPROACH
5.1.4 History of surgical or percutaneous coronary revascularization procedure	273476	PX	DILATION OF CORONARY ARTERY, FOUR OR MORE ARTERIES, BIFURCATION, WITH FOUR OR MORE DRUG-ELUTING INTRALUMINAL DEVICES, PERCUTANEOUS ENDOSCOPIC APPROACH
5.1.4 History of surgical or percutaneous coronary revascularization procedure	027347Z	PX	DILATION OF CORONARY ARTERY, FOUR OR MORE ARTERIES WITH FOUR OR MORE DRUG-ELUTING INTRALUMINAL DEVICES, PERCUTANEOUS ENDOSCOPIC APPROACH
5.1.4 History of surgical or percutaneous coronary revascularization procedure	02734D6	PX	DILATION OF CORONARY ARTERY, FOUR OR MORE ARTERIES, BIFURCATION, WITH INTRALUMINAL DEVICE, PERCUTANEOUS ENDOSCOPIC APPROACH
5.1.4 History of surgical or percutaneous coronary revascularization procedure	02734DZ	PX	DILATION OF CORONARY ARTERY, FOUR OR MORE ARTERIES WITH INTRALUMINAL DEVICE, PERCUTANEOUS ENDOSCOPIC APPROACH
5.1.4 History of surgical or percutaneous coronary revascularization procedure	02734E6	PX	DILATION OF CORONARY ARTERY, FOUR OR MORE ARTERIES, BIFURCATION, WITH TWO INTRALUMINAL DEVICES, PERCUTANEOUS ENDOSCOPIC APPROACH
5.1.4 History of surgical or percutaneous coronary revascularization procedure	02734EZ	PX	DILATION OF CORONARY ARTERY, FOUR OR MORE ARTERIES WITH TWO INTRALUMINAL DEVICES, PERCUTANEOUS ENDOSCOPIC APPROACH
5.1.4 History of surgical or percutaneous coronary revascularization procedure	02734F6	PX	DILATION OF CORONARY ARTERY, FOUR OR MORE ARTERIES, BIFURCATION, WITH THREE INTRALUMINAL DEVICES, PERCUTANEOUS ENDOSCOPIC APPROACH
5.1.4 History of surgical or percutaneous coronary revascularization procedure	02734FZ	PX	DILATION OF CORONARY ARTERY, FOUR OR MORE ARTERIES WITH THREE INTRALUMINAL DEVICES, PERCUTANEOUS ENDOSCOPIC APPROACH

5.1.4 History of surgical or percutaneous coronary revascularization procedure	02734G6	PX	DILATION OF CORONARY ARTERY, FOUR OR MORE ARTERIES, BIFURCATION, WITH FOUR OR MORE INTRALUMINAL DEVICES, PERCUTANEOUS ENDOSCOPIC APPROACH
5.1.4 History of surgical or percutaneous coronary revascularization procedure	02734GZ	PX	DILATION OF CORONARY ARTERY, FOUR OR MORE ARTERIES WITH FOUR OR MORE INTRALUMINAL DEVICES, PERCUTANEOUS ENDOSCOPIC APPROACH
5.1.4 History of surgical or percutaneous coronary revascularization procedure	02734T6	PX	DILATION OF CORONARY ARTERY, FOUR OR MORE ARTERIES, BIFURCATION, WITH RADIOACTIVE INTRALUMINAL DEVICE, PERCUTANEOUS ENDOSCOPIC APPROACH
5.1.4 History of surgical or percutaneous coronary revascularization procedure	02734TZ	PX	DILATION OF CORONARY ARTERY, FOUR OR MORE ARTERIES WITH RADIOACTIVE INTRALUMINAL DEVICE, PERCUTANEOUS ENDOSCOPIC APPROACH
5.1.4 History of surgical or percutaneous coronary revascularization procedure	02734Z6	PX	DILATION OF CORONARY ARTERY, FOUR OR MORE ARTERIES, BIFURCATION, PERCUTANEOUS ENDOSCOPIC APPROACH
5.1.4 History of surgical or percutaneous coronary revascularization procedure	02734ZZ	PX	DILATION OF CORONARY ARTERY, FOUR OR MORE ARTERIES, PERCUTANEOUS ENDOSCOPIC APPROACH
5.1.4 History of surgical or percutaneous coronary revascularization procedure	02C00Z6	PX	EXTIRPATION OF MATTER FROM CORONARY ARTERY, ONE ARTERY, BIFURCATION, OPEN APPROACH
5.1.4 History of surgical or percutaneous coronary revascularization procedure	02C00ZZ	PX	EXTIRPATION OF MATTER FROM CORONARY ARTERY, ONE ARTERY, OPEN APPROACH
5.1.4 History of surgical or percutaneous coronary revascularization procedure	02C03Z6	PX	EXTIRPATION OF MATTER FROM CORONARY ARTERY, ONE ARTERY, BIFURCATION, PERCUTANEOUS APPROACH
5.1.4 History of surgical or percutaneous coronary revascularization procedure	02C03ZZ	PX	EXTIRPATION OF MATTER FROM CORONARY ARTERY, ONE ARTERY, PERCUTANEOUS APPROACH
5.1.4 History of surgical or percutaneous coronary revascularization procedure	02C04Z6	PX	EXTIRPATION OF MATTER FROM CORONARY ARTERY, ONE ARTERY, BIFURCATION, PERCUTANEOUS ENDOSCOPIC APPROACH
5.1.4 History of surgical or percutaneous coronary revascularization procedure	02C04ZZ	PX	EXTIRPATION OF MATTER FROM CORONARY ARTERY, ONE ARTERY, PERCUTANEOUS ENDOSCOPIC APPROACH
5.1.4 History of surgical or percutaneous coronary revascularization procedure	02C10Z6	PX	EXTIRPATION OF MATTER FROM CORONARY ARTERY, TWO ARTERIES, BIFURCATION, OPEN APPROACH
5.1.4 History of surgical or percutaneous coronary revascularization procedure	02C10ZZ	PX	EXTIRPATION OF MATTER FROM CORONARY ARTERY, TWO ARTERIES, OPEN APPROACH
5.1.4 History of surgical or percutaneous coronary revascularization procedure	02C13Z6	PX	EXTIRPATION OF MATTER FROM CORONARY ARTERY, TWO ARTERIES, BIFURCATION, PERCUTANEOUS APPROACH
5.1.4 History of surgical or percutaneous coronary revascularization procedure	02C13ZZ	PX	EXTIRPATION OF MATTER FROM CORONARY ARTERY, TWO ARTERIES, PERCUTANEOUS APPROACH
5.1.4 History of surgical or percutaneous coronary revascularization procedure	02C14Z6	PX	EXTIRPATION OF MATTER FROM CORONARY ARTERY, TWO ARTERIES, BIFURCATION, PERCUTANEOUS ENDOSCOPIC APPROACH
5.1.4 History of surgical or percutaneous coronary revascularization procedure	02C14ZZ	PX	EXTIRPATION OF MATTER FROM CORONARY ARTERY, TWO ARTERIES, PERCUTANEOUS ENDOSCOPIC APPROACH
5.1.4 History of surgical or percutaneous coronary revascularization procedure	02C20Z6	PX	EXTIRPATION OF MATTER FROM CORONARY ARTERY, THREE ARTERIES, BIFURCATION, OPEN APPROACH
5.1.4 History of surgical or percutaneous coronary revascularization procedure	02C20ZZ	PX	EXTIRPATION OF MATTER FROM CORONARY ARTERY, THREE ARTERIES, OPEN APPROACH
5.1.4 History of surgical or percutaneous coronary revascularization procedure	02C23Z6	PX	EXTIRPATION OF MATTER FROM CORONARY ARTERY, THREE ARTERIES, BIFURCATION, PERCUTANEOUS APPROACH

5.1.4 History of surgical or percutaneous coronary revascularization procedure	02C23ZZ	PX	EXTIRPATION OF MATTER FROM CORONARY ARTERY, THREE ARTERIES, PERCUTANEOUS APPROACH
5.1.4 History of surgical or percutaneous coronary revascularization procedure	02C24Z6	PX	EXTIRPATION OF MATTER FROM CORONARY ARTERY, THREE ARTERIES, BIFURCATION, PERCUTANEOUS ENDOSCOPIC APPROACH
5.1.4 History of surgical or percutaneous coronary revascularization procedure	02C24ZZ	PX	EXTIRPATION OF MATTER FROM CORONARY ARTERY, THREE ARTERIES, PERCUTANEOUS ENDOSCOPIC APPROACH
5.1.4 History of surgical or percutaneous coronary revascularization procedure	02C30Z6	PX	EXTIRPATION OF MATTER FROM CORONARY ARTERY, FOUR OR MORE ARTERIES, BIFURCATION, OPEN APPROACH
5.1.4 History of surgical or percutaneous coronary revascularization procedure	02C30ZZ	PX	EXTIRPATION OF MATTER FROM CORONARY ARTERY, FOUR OR MORE ARTERIES, OPEN APPROACH
5.1.4 History of surgical or percutaneous coronary revascularization procedure	02C33Z6	PX	EXTIRPATION OF MATTER FROM CORONARY ARTERY, FOUR OR MORE ARTERIES, BIFURCATION, PERCUTANEOUS APPROACH
5.1.4 History of surgical or percutaneous coronary revascularization procedure	02C33ZZ	PX	EXTIRPATION OF MATTER FROM CORONARY ARTERY, FOUR OR MORE ARTERIES, PERCUTANEOUS APPROACH
5.1.4 History of surgical or percutaneous coronary revascularization procedure	02C34Z6	PX	EXTIRPATION OF MATTER FROM CORONARY ARTERY, FOUR OR MORE ARTERIES, BIFURCATION, PERCUTANEOUS ENDOSCOPIC APPROACH
5.1.4 History of surgical or percutaneous coronary revascularization procedure	02C34ZZ	PX	EXTIRPATION OF MATTER FROM CORONARY ARTERY, FOUR OR MORE ARTERIES, PERCUTANEOUS ENDOSCOPIC APPROACH
5.1.4 History of surgical or percutaneous coronary revascularization procedure	02QA0ZZ	PX	REPAIR HEART, OPEN APPROACH
5.1.4 History of surgical or percutaneous coronary revascularization procedure	02QA3ZZ	PX	REPAIR HEART, PERCUTANEOUS APPROACH
5.1.4 History of surgical or percutaneous coronary revascularization procedure	02QA4ZZ	PX	REPAIR HEART, PERCUTANEOUS ENDOSCOPIC APPROACH
5.1.4 History of surgical or percutaneous coronary revascularization procedure	02QB0ZZ	PX	REPAIR RIGHT HEART, OPEN APPROACH
5.1.4 History of surgical or percutaneous coronary revascularization procedure	02QB3ZZ	PX	REPAIR RIGHT HEART, PERCUTANEOUS APPROACH
5.1.4 History of surgical or percutaneous coronary revascularization procedure	02QB4ZZ	PX	REPAIR RIGHT HEART, PERCUTANEOUS ENDOSCOPIC APPROACH
5.1.4 History of surgical or percutaneous coronary revascularization procedure	02QC0ZZ	PX	REPAIR LEFT HEART, OPEN APPROACH
5.1.4 History of surgical or percutaneous coronary revascularization procedure	02QC3ZZ	PX	REPAIR LEFT HEART, PERCUTANEOUS APPROACH
5.1.4 History of surgical or percutaneous coronary revascularization procedure	02QC4ZZ	PX	REPAIR LEFT HEART, PERCUTANEOUS ENDOSCOPIC APPROACH
5.1.4 History of surgical or percutaneous coronary revascularization procedure	33140	PX	TRANSMYOCARDIAL LASER REVASCULARIZATION, BY THORACOTOMY; (SEPARATE PROCEDURE)
5.1.4 History of surgical or percutaneous coronary revascularization procedure	33141	PX	TRANSMYOCARDIAL LASER REVASCULARIZATION, BY THORACOTOMY; PERFORMED AT THE TIME OF OTHER OPEN CARDIAC PROCEDURE(S) (LIST SEPARATELY IN ADDITION TO CODE FOR PRIMARY PROCEDURE)
5.1.4 History of surgical or percutaneous coronary revascularization procedure	33510	PX	CORONARY ARTERY BYPASS, VEIN ONLY; SINGLE CORONARY VENOUS GRAFT

5.1.4 History of surgical or percutaneous coronary revascularization procedure	33511	PX	CORONARY ARTERY BYPASS, VEIN ONLY; 2 CORONARY VENOUS GRAFTS
5.1.4 History of surgical or percutaneous coronary revascularization procedure	33512	PX	CORONARY ARTERY BYPASS, VEIN ONLY; 3 CORONARY VENOUS GRAFTS
5.1.4 History of surgical or percutaneous coronary revascularization procedure	33513	PX	CORONARY ARTERY BYPASS, VEIN ONLY; 4 CORONARY VENOUS GRAFTS
5.1.4 History of surgical or percutaneous coronary revascularization procedure	33514	PX	CORONARY ARTERY BYPASS, VEIN ONLY; 5 CORONARY VENOUS GRAFTS
5.1.4 History of surgical or percutaneous coronary revascularization procedure	33516	PX	CORONARY ARTERY BYPASS, VEIN ONLY; 6 OR MORE CORONARY VENOUS GRAFTS
5.1.4 History of surgical or percutaneous coronary revascularization procedure	33517	PX	CORONARY ARTERY BYPASS, USING VENOUS GRAFT(S) AND ARTERIAL GRAFT(S); SINGLE VEIN GRAFT (LIST SEPARATELY IN ADDITION TO CODE FOR PRIMARY PROCEDURE)
5.1.4 History of surgical or percutaneous coronary revascularization procedure	33518	PX	CORONARY ARTERY BYPASS, USING VENOUS GRAFT(S) AND ARTERIAL GRAFT(S); 2 VENOUS GRAFTS (LIST SEPARATELY IN ADDITION TO CODE FOR PRIMARY PROCEDURE)
5.1.4 History of surgical or percutaneous coronary revascularization procedure	33519	PX	CORONARY ARTERY BYPASS, USING VENOUS GRAFT(S) AND ARTERIAL GRAFT(S); 3 VENOUS GRAFTS (LIST SEPARATELY IN ADDITION TO CODE FOR PRIMARY PROCEDURE)
5.1.4 History of surgical or percutaneous coronary revascularization procedure	33521	PX	CORONARY ARTERY BYPASS, USING VENOUS GRAFT(S) AND ARTERIAL GRAFT(S); 4 VENOUS GRAFTS (LIST SEPARATELY IN ADDITION TO CODE FOR PRIMARY PROCEDURE)
5.1.4 History of surgical or percutaneous coronary revascularization procedure	33522	PX	CORONARY ARTERY BYPASS, USING VENOUS GRAFT(S) AND ARTERIAL GRAFT(S); 5 VENOUS GRAFTS (LIST SEPARATELY IN ADDITION TO CODE FOR PRIMARY PROCEDURE)
5.1.4 History of surgical or percutaneous coronary revascularization procedure	33523	PX	CORONARY ARTERY BYPASS, USING VENOUS GRAFT(S) AND ARTERIAL GRAFT(S); 6 OR MORE VENOUS GRAFTS (LIST SEPARATELY IN ADDITION TO CODE FOR PRIMARY PROCEDURE)
5.1.4 History of surgical or percutaneous coronary revascularization procedure	33530	PX	REOPERATION, CORONARY ARTERY BYPASS PROCEDURE OR VALVE PROCEDURE, MORE THAN 1 MONTH AFTER ORIGINAL OPERATION (LIST SEPARATELY IN ADDITION TO CODE FOR PRIMARY PROCEDURE)
5.1.4 History of surgical or percutaneous coronary revascularization procedure	33533	PX	CORONARY ARTERY BYPASS, USING ARTERIAL GRAFT(S); SINGLE ARTERIAL GRAFT
5.1.4 History of surgical or percutaneous coronary revascularization procedure	33534	PX	CORONARY ARTERY BYPASS, USING ARTERIAL GRAFT(S); 2 CORONARY ARTERIAL GRAFTS
5.1.4 History of surgical or percutaneous coronary revascularization procedure	33535	PX	CORONARY ARTERY BYPASS, USING ARTERIAL GRAFT(S); 3 CORONARY ARTERIAL GRAFTS
5.1.4 History of surgical or percutaneous coronary revascularization procedure	33536	PX	CORONARY ARTERY BYPASS, USING ARTERIAL GRAFT(S); 4 OR MORE CORONARY ARTERIAL GRAFTS
5.1.4 History of surgical or percutaneous coronary revascularization procedure	33545	PX	REPAIR OF POSTINFARCTION VENTRICULAR SEPTAL DEFECT, WITH OR WITHOUT MYOCARDIAL RESECTION
5.1.4 History of surgical or percutaneous coronary revascularization procedure	33572	PX	CORONARY ENDARTERECTOMY, OPEN, ANY METHOD, OF LEFT ANTERIOR DESCENDING, CIRCUMFLEX, OR RIGHT CORONARY ARTERY PERFORMED IN CONJUNCTION WITH CORONARY ARTERY BYPASS GRAFT PROCEDURE, EACH VESSEL (LIST SEPARATELY IN ADDITION TO PRIMARY PROCEDURE)
5.1.4 History of surgical or percutaneous coronary revascularization procedure	92920	PX	PERCUTANEOUS TRANSLUMINAL CORONARY ANGIOPLASTY; SINGLE MAJOR CORONARY ARTERY OR BRANCH
5.1.4 History of surgical or percutaneous coronary revascularization procedure	92921	PX	PERCUTANEOUS TRANSLUMINAL CORONARY ANGIOPLASTY; EACH ADDITIONAL BRANCH OF A MAJOR CORONARY ARTERY (LIST SEPARATELY IN ADDITION TO CODE FOR PRIMARY PROCEDURE)
5.1.4 History of surgical or percutaneous coronary revascularization procedure	92924	PX	PERCUTANEOUS TRANSLUMINAL CORONARY ATHERECTOMY, WITH CORONARY ANGIOPLASTY WHEN PERFORMED; SINGLE MAJOR CORONARY ARTERY OR BRANCH

5.1.4 History of surgical or percutaneous coronary revascularization procedure	92925	PX	PERCUTANEOUS TRANSLUMINAL CORONARY ATHERECTOMY, WITH CORONARY ANGIOPLASTY WHEN PERFORMED; EACH ADDITIONAL BRANCH OF A MAJOR CORONARY ARTERY (LIST SEPARATELY IN ADDITION TO CODE FOR PRIMARY PROCEDURE)
5.1.4 History of surgical or percutaneous coronary revascularization procedure	92928	PX	PERCUTANEOUS TRANSCATHETER PLACEMENT OF INTRACORONARY STENT(S), WITH CORONARY ANGIOPLASTY WHEN PERFORMED; SINGLE MAJOR CORONARY ARTERY OR BRANCH
5.1.4 History of surgical or percutaneous coronary revascularization procedure	92929	PX	PERCUTANEOUS TRANSCATHETER PLACEMENT OF INTRACORONARY STENT(S), WITH CORONARY ANGIOPLASTY WHEN PERFORMED; EACH ADDITIONAL BRANCH OF A MAJOR CORONARY ARTERY (LIST SEPARATELY IN ADDITION TO CODE FOR PRIMARY PROCEDURE)
5.1.4 History of surgical or percutaneous coronary revascularization procedure	92933	PX	PERCUTANEOUS TRANSLUMINAL CORONARY ATHERECTOMY, WITH INTRACORONARY STENT, WITH CORONARY ANGIOPLASTY WHEN PERFORMED; SINGLE MAJOR CORONARY ARTERY OR BRANCH
5.1.4 History of surgical or percutaneous coronary revascularization procedure	92934	PX	PERCUTANEOUS TRANSLUMINAL CORONARY ATHERECTOMY, WITH INTRACORONARY STENT, WITH CORONARY ANGIOPLASTY WHEN PERFORMED; EACH ADDITIONAL BRANCH OF A MAJOR CORONARY ARTERY (LIST SEPARATELY IN ADDITION TO CODE FOR PRIMARY PROCEDURE)
5.1.4 History of surgical or percutaneous coronary revascularization procedure	92937	PX	PERCUTANEOUS TRANSLUMINAL REVASCULARIZATION OF OR THROUGH CORONARY ARTERY BYPASS GRAFT (INTERNAL MAMMARY, FREE ARTERIAL, VENOUS), ANY COMBINATION OF INTRACORONARY STENT, ATHERECTOMY AND ANGIOPLASTY, INCLUDING DISTAL PROTECTION WHEN PERFORMED; SINGLE VESSEL
5.1.4 History of surgical or percutaneous coronary revascularization procedure	92938	PX	PERCUTANEOUS TRANSLUMINAL REVASCULARIZATION OF OR THROUGH CORONARY ARTERY BYPASS GRAFT (INTERNAL MAMMARY, FREE ARTERIAL, VENOUS), ANY COMBINATION OF INTRACORONARY STENT, ATHERECTOMY AND ANGIOPLASTY, INCLUDING DISTAL PROTECTION WHEN PERFORMED; EACH ADDITIONAL BRANCH SUBTENDED BY THE BYPASS GRAFT (LIST SEPARATELY IN ADDITION TO CODE FOR PRIMARY PROCEDURE)
5.1.4 History of surgical or percutaneous coronary revascularization procedure	92941	PX	PERCUTANEOUS TRANSLUMINAL REVASCULARIZATION OF ACUTE TOTAL/SUBTOTAL OCCLUSION DURING ACUTE MYOCARDIAL INFARCTION, CORONARY ARTERY OR CORONARY ARTERY BYPASS GRAFT, ANY COMBINATION OF INTRACORONARY STENT, ATHERECTOMY AND ANGIOPLASTY, INCLUDING ASPIRATION THROMBECTOMY WHEN PERFORMED, SINGLE VESSEL
5.1.4 History of surgical or percutaneous coronary revascularization procedure	92943	PX	PERCUTANEOUS TRANSLUMINAL REVASCULARIZATION OF CHRONIC TOTAL OCCLUSION, CORONARY ARTERY, CORONARY ARTERY BRANCH, OR CORONARY ARTERY BYPASS GRAFT, ANY COMBINATION OF INTRACORONARY STENT, ATHERECTOMY AND ANGIOPLASTY; SINGLE VESSEL
5.1.4 History of surgical or percutaneous coronary revascularization procedure	92944	PX	PERCUTANEOUS TRANSLUMINAL REVASCULARIZATION OF CHRONIC TOTAL OCCLUSION, CORONARY ARTERY, CORONARY ARTERY BRANCH, OR CORONARY ARTERY BYPASS GRAFT, ANY COMBINATION OF INTRACORONARY STENT, ATHERECTOMY AND ANGIOPLASTY; EACH ADDITIONAL CORONARY ARTERY, CORONARY ARTERY BRANCH, OR BYPASS GRAFT (LIST SEPARATELY IN ADDITION TO CODE FOR PRIMARY PROCEDURE)
5.1.4 History of surgical or percutaneous coronary revascularization procedure	92973	PX	PERCUTANEOUS TRANSLUMINAL CORONARY THROMBECTOMY MECHANICAL (LIST SEPARATELY IN ADDITION TO CODE FOR PRIMARY PROCEDURE)
5.1.4 History of surgical or percutaneous coronary revascularization procedure	92980	PX	TRANSCATHETER PLACEMENT OF AN INTRACORONARY STENT(S), PERCUTANEOUS, WITH OR WITHOUT OTHER THERAPEUTIC INTERVENTION, ANY METHOD; SINGLE VESSEL
5.1.4 History of surgical or percutaneous coronary revascularization procedure	92981	PX	TRANSCATHETER PLACEMENT OF AN INTRACORONARY STENT(S), PERCUTANEOUS, WITH OR WITHOUT OTHER THERAPEUTIC INTERVENTION, ANY METHOD; EACH ADDITIONAL VESSEL (LIST SEPARATELY IN ADDITION TO CODE FOR PRIMARY PROCEDURE)
5.1.4 History of surgical or percutaneous coronary revascularization procedure	92982	PX	PERCUTANEOUS TRANSLUMINAL CORONARY BALLOON ANGIOPLASTY; SINGLE VESSEL
5.1.4 History of surgical or percutaneous coronary revascularization procedure	92984	PX	PERCUTANEOUS TRANSLUMINAL CORONARY BALLOON ANGIOPLASTY; EACH ADDITIONAL VESSEL (LIST SEPARATELY IN ADDITION TO CODE FOR PRIMARY PROCEDURE)
5.1.4 History of surgical or percutaneous coronary revascularization procedure	92995	PX	PERCUTANEOUS TRANSLUMINAL CORONARY ATHERECTOMY, BY MECHANICAL OR OTHER METHOD, WITH OR WITHOUT BALLOON ANGIOPLASTY; SINGLE VESSEL
5.1.4 History of surgical or percutaneous coronary revascularization procedure	92996	PX	PERCUTANEOUS TRANSLUMINAL CORONARY ATHERECTOMY, BY MECHANICAL OR OTHER METHOD, WITH OR WITHOUT BALLOON ANGIOPLASTY; EACH ADDITIONAL VESSEL (LIST SEPARATELY IN ADDITION TO CODE FOR PRIMARY PROCEDURE)
5.1.4 History of surgical or percutaneous coronary revascularization procedure	Z95.1	DX	PRESENCE OF AORTOCORONARY BYPASS GRAFT
5.1.4 History of surgical or percutaneous coronary revascularization procedure	Z95.5	DX	PRESENCE OF CORONARY ANGIOPLASTY IMPLANT AND GRAFT
5.1.4 History of surgical or percutaneous coronary revascularization procedure	Z98.61	DX	CORONARY ANGIOPLASTY STATUS

5.2.1 Documented history of ischemic stroke	G43.609	DX	PERSISTENT MIGRAINE AURA WITH CEREBRAL INFARCTION, NOT INTRACTABLE, WITHOUT STATUS MIGRAINOSUS
5.2.1 Documented history of ischemic stroke	G43.619	DX	PERSISTENT MIGRAINE AURA WITH CEREBRAL INFARCTION, INTRACTABLE, WITHOUT STATUS MIGRAINOSUS
5.2.1 Documented history of ischemic stroke	G46.3	DX	BRAIN STEM STROKE SYNDROME
5.2.1 Documented history of ischemic stroke	G46.4	DX	CEREBELLAR STROKE SYNDROME
5.2.1 Documented history of ischemic stroke	I63.0	DX	CEREBRAL INFARCTION DUE TO THROMBOSIS OF PRECEREBRAL ARTERIES
5.2.1 Documented history of ischemic stroke	I63.00	DX	CEREBRAL INFARCTION DUE TO THROMBOSIS OF UNSPECIFIED PRECEREBRAL ARTERY
5.2.1 Documented history of ischemic stroke	I63.01	DX	CEREBRAL INFARCTION DUE TO THROMBOSIS OF VERTEBRAL ARTERY
5.2.1 Documented history of ischemic stroke	I63.011	DX	CEREBRAL INFARCTION DUE TO THROMBOSIS OF RIGHT VERTEBRAL ARTERY
5.2.1 Documented history of ischemic stroke	I63.012	DX	CEREBRAL INFARCTION DUE TO THROMBOSIS OF LEFT VERTEBRAL ARTERY
5.2.1 Documented history of ischemic stroke	I63.013	DX	CEREBRAL INFARCTION DUE TO THROMBOSIS OF BILATERAL VERTEBRAL ARTERIES
5.2.1 Documented history of ischemic stroke	I63.019	DX	CEREBRAL INFARCTION DUE TO THROMBOSIS OF UNSPECIFIED VERTEBRAL ARTERY
5.2.1 Documented history of ischemic stroke	I63.02	DX	CEREBRAL INFARCTION DUE TO THROMBOSIS OF BASILAR ARTERY
5.2.1 Documented history of ischemic stroke	I63.03	DX	CEREBRAL INFARCTION DUE TO THROMBOSIS OF CAROTID ARTERY
5.2.1 Documented history of ischemic stroke	I63.031	DX	CEREBRAL INFARCTION DUE TO THROMBOSIS OF RIGHT CAROTID ARTERY
5.2.1 Documented history of ischemic stroke	I63.032	DX	CEREBRAL INFARCTION DUE TO THROMBOSIS OF LEFT CAROTID ARTERY
5.2.1 Documented history of ischemic stroke	I63.033	DX	CEREBRAL INFARCTION DUE TO THROMBOSIS OF BILATERAL CAROTID ARTERIES
5.2.1 Documented history of ischemic stroke	I63.039	DX	CEREBRAL INFARCTION DUE TO THROMBOSIS OF UNSPECIFIED CAROTID ARTERY
5.2.1 Documented history of ischemic stroke	I63.09	DX	CEREBRAL INFARCTION DUE TO THROMBOSIS OF OTHER PRECEREBRAL ARTERY
5.2.1 Documented history of ischemic stroke	I63.1	DX	CEREBRAL INFARCTION DUE TO EMBOLISM OF PRECEREBRAL ARTERIES
5.2.1 Documented history of ischemic stroke	I63.10	DX	CEREBRAL INFARCTION DUE TO EMBOLISM OF UNSPECIFIED PRECEREBRAL ARTERY
5.2.1 Documented history of ischemic stroke	I63.11	DX	CEREBRAL INFARCTION DUE TO EMBOLISM OF VERTEBRAL ARTERY
5.2.1 Documented history of ischemic stroke	I63.111	DX	CEREBRAL INFARCTION DUE TO EMBOLISM OF RIGHT VERTEBRAL ARTERY
5.2.1 Documented history of ischemic stroke	I63.112	DX	CEREBRAL INFARCTION DUE TO EMBOLISM OF LEFT VERTEBRAL ARTERY
5.2.1 Documented history of ischemic stroke	I63.113	DX	CEREBRAL INFARCTION DUE TO EMBOLISM OF BILATERAL VERTEBRAL ARTERIES
5.2.1 Documented history of ischemic stroke	I63.119	DX	CEREBRAL INFARCTION DUE TO EMBOLISM OF UNSPECIFIED VERTEBRAL ARTERY
5.2.1 Documented history of ischemic stroke	I63.12	DX	CEREBRAL INFARCTION DUE TO EMBOLISM OF BASILAR ARTERY
5.2.1 Documented history of ischemic stroke	I63.13	DX	CEREBRAL INFARCTION DUE TO EMBOLISM OF CAROTID ARTERY
5.2.1 Documented history of ischemic stroke	I63.131	DX	CEREBRAL INFARCTION DUE TO EMBOLISM OF RIGHT CAROTID ARTERY
5.2.1 Documented history of ischemic stroke	I63.132	DX	CEREBRAL INFARCTION DUE TO EMBOLISM OF LEFT CAROTID ARTERY
5.2.1 Documented history of ischemic stroke	I63.133	DX	CEREBRAL INFARCTION DUE TO EMBOLISM OF BILATERAL CAROTID ARTERIES
5.2.1 Documented history of ischemic stroke	I63.139	DX	CEREBRAL INFARCTION DUE TO EMBOLISM OF UNSPECIFIED CAROTID ARTERY

5.2.1 Documented history of ischemic stroke	I63.19	DX	CEREBRAL INFARCTION DUE TO EMBOLISM OF OTHER PRECEREBRAL ARTERY
5.2.1 Documented history of ischemic stroke	I63.2	DX	CEREBRAL INFARCTION DUE TO UNSPECIFIED OCCLUSION OR STENOSIS OF PRECEREBRAL ARTERIES
5.2.1 Documented history of ischemic stroke	I63.20	DX	CEREBRAL INFARCTION DUE TO UNSPECIFIED OCCLUSION OR STENOSIS OF UNSPECIFIED PRECEREBRAL ARTERIES
5.2.1 Documented history of ischemic stroke	I63.21	DX	CEREBRAL INFARCTION DUE TO UNSPECIFIED OCCLUSION OR STENOSIS OF VERTEBRAL ARTERIES
5.2.1 Documented history of ischemic stroke	I63.211	DX	CEREBRAL INFARCTION DUE TO UNSPECIFIED OCCLUSION OR STENOSIS OF RIGHT VERTEBRAL ARTERY
5.2.1 Documented history of ischemic stroke	I63.212	DX	CEREBRAL INFARCTION DUE TO UNSPECIFIED OCCLUSION OR STENOSIS OF LEFT VERTEBRAL ARTERY
5.2.1 Documented history of ischemic stroke	I63.213	DX	CEREBRAL INFARCTION DUE TO UNSPECIFIED OCCLUSION OR STENOSIS OF BILATERAL VERTEBRAL ARTERIES
5.2.1 Documented history of ischemic stroke	I63.219	DX	CEREBRAL INFARCTION DUE TO UNSPECIFIED OCCLUSION OR STENOSIS OF UNSPECIFIED VERTEBRAL ARTERY
5.2.1 Documented history of ischemic stroke	I63.22	DX	CEREBRAL INFARCTION DUE TO UNSPECIFIED OCCLUSION OR STENOSIS OF BASILAR ARTERY
5.2.1 Documented history of ischemic stroke	I63.23	DX	CEREBRAL INFARCTION DUE TO UNSPECIFIED OCCLUSION OR STENOSIS OF CAROTID ARTERIES
5.2.1 Documented history of ischemic stroke	I63.231	DX	CEREBRAL INFARCTION DUE TO UNSPECIFIED OCCLUSION OR STENOSIS OF RIGHT CAROTID ARTERIES
5.2.1 Documented history of ischemic stroke	I63.232	DX	CEREBRAL INFARCTION DUE TO UNSPECIFIED OCCLUSION OR STENOSIS OF LEFT CAROTID ARTERIES
5.2.1 Documented history of ischemic stroke	I63.233	DX	CEREBRAL INFARCTION DUE TO UNSPECIFIED OCCLUSION OR STENOSIS OF BILATERAL CAROTID ARTERIES
5.2.1 Documented history of ischemic stroke	I63.239	DX	CEREBRAL INFARCTION DUE TO UNSPECIFIED OCCLUSION OR STENOSIS OF UNSPECIFIED CAROTID ARTERY
5.2.1 Documented history of ischemic stroke	I63.29	DX	CEREBRAL INFARCTION DUE TO UNSPECIFIED OCCLUSION OR STENOSIS OF OTHER PRECEREBRAL ARTERIES
5.2.1 Documented history of ischemic stroke	I63.3	DX	CEREBRAL INFARCTION DUE TO THROMBOSIS OF CEREBRAL ARTERIES
5.2.1 Documented history of ischemic stroke	I63.30	DX	CEREBRAL INFARCTION DUE TO THROMBOSIS OF UNSPECIFIED CEREBRAL ARTERY
5.2.1 Documented history of ischemic stroke	I63.31	DX	CEREBRAL INFARCTION DUE TO THROMBOSIS OF MIDDLE CEREBRAL ARTERY
5.2.1 Documented history of ischemic stroke	I63.311	DX	CEREBRAL INFARCTION DUE TO THROMBOSIS OF RIGHT MIDDLE CEREBRAL ARTERY
5.2.1 Documented history of ischemic stroke	I63.312	DX	CEREBRAL INFARCTION DUE TO THROMBOSIS OF LEFT MIDDLE CEREBRAL ARTERY
5.2.1 Documented history of ischemic stroke	I63.313	DX	CEREBRAL INFARCTION DUE TO THROMBOSIS OF BILATERAL MIDDLE CEREBRAL ARTERIES
5.2.1 Documented history of ischemic stroke	I63.319	DX	CEREBRAL INFARCTION DUE TO THROMBOSIS OF UNSPECIFIED MIDDLE CEREBRAL ARTERY
5.2.1 Documented history of ischemic stroke	I63.32	DX	CEREBRAL INFARCTION DUE TO THROMBOSIS OF ANTERIOR CEREBRAL ARTERY
5.2.1 Documented history of ischemic stroke	I63.321	DX	CEREBRAL INFARCTION DUE TO THROMBOSIS OF RIGHT ANTERIOR CEREBRAL ARTERY
5.2.1 Documented history of ischemic stroke	I63.322	DX	CEREBRAL INFARCTION DUE TO THROMBOSIS OF LEFT ANTERIOR CEREBRAL ARTERY
5.2.1 Documented history of ischemic stroke	I63.323	DX	CEREBRAL INFARCTION DUE TO THROMBOSIS OF BILATERAL ANTERIOR CEREBRAL ARTERIES
5.2.1 Documented history of ischemic stroke	I63.329	DX	CEREBRAL INFARCTION DUE TO THROMBOSIS OF UNSPECIFIED ANTERIOR CEREBRAL ARTERY
5.2.1 Documented history of ischemic stroke	I63.33	DX	CEREBRAL INFARCTION DUE TO THROMBOSIS OF POSTERIOR CEREBRAL ARTERY
5.2.1 Documented history of ischemic stroke	I63.331	DX	CEREBRAL INFARCTION DUE TO THROMBOSIS OF RIGHT POSTERIOR CEREBRAL ARTERY
5.2.1 Documented history of ischemic stroke	I63.332	DX	CEREBRAL INFARCTION DUE TO THROMBOSIS OF LEFT POSTERIOR CEREBRAL ARTERY
5.2.1 Documented history of ischemic stroke	I63.333	DX	CEREBRAL INFARCTION DUE TO THROMBOSIS OF BILATERAL POSTERIOR CEREBRAL ARTERIES

5.2.1 Documented history of ischemic stroke	I63.339	DX	CEREBRAL INFARCTION DUE TO THROMBOSIS OF UNSPECIFIED POSTERIOR CEREBRAL ARTERY
5.2.1 Documented history of ischemic stroke	I63.34	DX	CEREBRAL INFARCTION DUE TO THROMBOSIS OF CEREBELLAR ARTERY
5.2.1 Documented history of ischemic stroke	I63.341	DX	CEREBRAL INFARCTION DUE TO THROMBOSIS OF RIGHT CEREBELLAR ARTERY
5.2.1 Documented history of ischemic stroke	I63.342	DX	CEREBRAL INFARCTION DUE TO THROMBOSIS OF LEFT CEREBELLAR ARTERY
5.2.1 Documented history of ischemic stroke	I63.343	DX	CEREBRAL INFARCTION DUE TO THROMBOSIS OF BILATERAL CEREBELLAR ARTERIES
5.2.1 Documented history of ischemic stroke	I63.349	DX	CEREBRAL INFARCTION DUE TO THROMBOSIS OF UNSPECIFIED CEREBELLAR ARTERY
5.2.1 Documented history of ischemic stroke	I63.39	DX	CEREBRAL INFARCTION DUE TO THROMBOSIS OF OTHER CEREBRAL ARTERY
5.2.1 Documented history of ischemic stroke	I63.4	DX	CEREBRAL INFARCTION DUE TO EMBOLISM OF CEREBRAL ARTERIES
5.2.1 Documented history of ischemic stroke	I63.40	DX	CEREBRAL INFARCTION DUE TO EMBOLISM OF UNSPECIFIED CEREBRAL ARTERY
5.2.1 Documented history of ischemic stroke	I63.41	DX	CEREBRAL INFARCTION DUE TO EMBOLISM OF MIDDLE CEREBRAL ARTERY
5.2.1 Documented history of ischemic stroke	I63.411	DX	CEREBRAL INFARCTION DUE TO EMBOLISM OF RIGHT MIDDLE CEREBRAL ARTERY
5.2.1 Documented history of ischemic stroke	I63.412	DX	CEREBRAL INFARCTION DUE TO EMBOLISM OF LEFT MIDDLE CEREBRAL ARTERY
5.2.1 Documented history of ischemic stroke	I63.413	DX	CEREBRAL INFARCTION DUE TO EMBOLISM OF BILATERAL MIDDLE CEREBRAL ARTERIES
5.2.1 Documented history of ischemic stroke	I63.419	DX	CEREBRAL INFARCTION DUE TO EMBOLISM OF UNSPECIFIED MIDDLE CEREBRAL ARTERY
5.2.1 Documented history of ischemic stroke	I63.42	DX	CEREBRAL INFARCTION DUE TO EMBOLISM OF ANTERIOR CEREBRAL ARTERY
5.2.1 Documented history of ischemic stroke	I63.421	DX	CEREBRAL INFARCTION DUE TO EMBOLISM OF RIGHT ANTERIOR CEREBRAL ARTERY
5.2.1 Documented history of ischemic stroke	I63.422	DX	CEREBRAL INFARCTION DUE TO EMBOLISM OF LEFT ANTERIOR CEREBRAL ARTERY
5.2.1 Documented history of ischemic stroke	I63.423	DX	CEREBRAL INFARCTION DUE TO EMBOLISM OF BILATERAL ANTERIOR CEREBRAL ARTERIES
5.2.1 Documented history of ischemic stroke	I63.429	DX	CEREBRAL INFARCTION DUE TO EMBOLISM OF UNSPECIFIED ANTERIOR CEREBRAL ARTERY
5.2.1 Documented history of ischemic stroke	I63.43	DX	CEREBRAL INFARCTION DUE TO EMBOLISM OF POSTERIOR CEREBRAL ARTERY
5.2.1 Documented history of ischemic stroke	I63.431	DX	CEREBRAL INFARCTION DUE TO EMBOLISM OF RIGHT POSTERIOR CEREBRAL ARTERY
5.2.1 Documented history of ischemic stroke	I63.432	DX	CEREBRAL INFARCTION DUE TO EMBOLISM OF LEFT POSTERIOR CEREBRAL ARTERY
5.2.1 Documented history of ischemic stroke	I63.433	DX	CEREBRAL INFARCTION DUE TO EMBOLISM OF BILATERAL POSTERIOR CEREBRAL ARTERIES
5.2.1 Documented history of ischemic stroke	I63.439	DX	CEREBRAL INFARCTION DUE TO EMBOLISM OF UNSPECIFIED POSTERIOR CEREBRAL ARTERY
5.2.1 Documented history of ischemic stroke	I63.44	DX	CEREBRAL INFARCTION DUE TO EMBOLISM OF CEREBELLAR ARTERY
5.2.1 Documented history of ischemic stroke	I63.441	DX	CEREBRAL INFARCTION DUE TO EMBOLISM OF RIGHT CEREBELLAR ARTERY
5.2.1 Documented history of ischemic stroke	I63.442	DX	CEREBRAL INFARCTION DUE TO EMBOLISM OF LEFT CEREBELLAR ARTERY
5.2.1 Documented history of ischemic stroke	I63.443	DX	CEREBRAL INFARCTION DUE TO EMBOLISM OF BILATERAL CEREBELLAR ARTERIES
5.2.1 Documented history of ischemic stroke	I63.449	DX	CEREBRAL INFARCTION DUE TO EMBOLISM OF UNSPECIFIED CEREBELLAR ARTERY
5.2.1 Documented history of ischemic stroke	I63.49	DX	CEREBRAL INFARCTION DUE TO EMBOLISM OF OTHER CEREBRAL ARTERY
5.2.1 Documented history of ischemic stroke	I63.5	DX	CEREBRAL INFARCTION DUE TO UNSPECIFIED OCCLUSION OR STENOSIS OF CEREBRAL ARTERIES

5.2.1 Documented history of ischemic stroke	I63.50	DX	CEREBRAL INFARCTION DUE TO UNSPECIFIED OCCLUSION OR STENOSIS OF UNSPECIFIED CEREBRAL ARTERY
5.2.1 Documented history of ischemic stroke	I63.51	DX	CEREBRAL INFARCTION DUE TO UNSPECIFIED OCCLUSION OR STENOSIS OF MIDDLE CEREBRAL ARTERY
5.2.1 Documented history of ischemic stroke	I63.511	DX	CEREBRAL INFARCTION DUE TO UNSPECIFIED OCCLUSION OR STENOSIS OF RIGHT MIDDLE CEREBRAL ARTERY
5.2.1 Documented history of ischemic stroke	I63.512	DX	CEREBRAL INFARCTION DUE TO UNSPECIFIED OCCLUSION OR STENOSIS OF LEFT MIDDLE CEREBRAL ARTERY
5.2.1 Documented history of ischemic stroke	I63.513	DX	CEREBRAL INFARCTION DUE TO UNSPECIFIED OCCLUSION OR STENOSIS OF BILATERAL MIDDLE CEREBRAL ARTERIES
5.2.1 Documented history of ischemic stroke	I63.519	DX	CEREBRAL INFARCTION DUE TO UNSPECIFIED OCCLUSION OR STENOSIS OF UNSPECIFIED MIDDLE CEREBRAL ARTERY
5.2.1 Documented history of ischemic stroke	I63.52	DX	CEREBRAL INFARCTION DUE TO UNSPECIFIED OCCLUSION OR STENOSIS OF ANTERIOR CEREBRAL ARTERY
5.2.1 Documented history of ischemic stroke	I63.521	DX	CEREBRAL INFARCTION DUE TO UNSPECIFIED OCCLUSION OR STENOSIS OF RIGHT ANTERIOR CEREBRAL ARTERY
5.2.1 Documented history of ischemic stroke	I63.522	DX	CEREBRAL INFARCTION DUE TO UNSPECIFIED OCCLUSION OR STENOSIS OF LEFT ANTERIOR CEREBRAL ARTERY
5.2.1 Documented history of ischemic stroke	I63.523	DX	CEREBRAL INFARCTION DUE TO UNSPECIFIED OCCLUSION OR STENOSIS OF BILATERAL ANTERIOR CEREBRAL ARTERIES
5.2.1 Documented history of ischemic stroke	I63.529	DX	CEREBRAL INFARCTION DUE TO UNSPECIFIED OCCLUSION OR STENOSIS OF UNSPECIFIED ANTERIOR CEREBRAL ARTERY
5.2.1 Documented history of ischemic stroke	I63.53	DX	CEREBRAL INFARCTION DUE TO UNSPECIFIED OCCLUSION OR STENOSIS OF POSTERIOR CEREBRAL ARTERY
5.2.1 Documented history of ischemic stroke	I63.531	DX	CEREBRAL INFARCTION DUE TO UNSPECIFIED OCCLUSION OR STENOSIS OF RIGHT POSTERIOR CEREBRAL ARTERY
5.2.1 Documented history of ischemic stroke	I63.532	DX	CEREBRAL INFARCTION DUE TO UNSPECIFIED OCCLUSION OR STENOSIS OF LEFT POSTERIOR CEREBRAL ARTERY
5.2.1 Documented history of ischemic stroke	I63.533	DX	CEREBRAL INFARCTION DUE TO UNSPECIFIED OCCLUSION OR STENOSIS OF BILATERAL POSTERIOR CEREBRAL ARTERIES
5.2.1 Documented history of ischemic stroke	I63.539	DX	CEREBRAL INFARCTION DUE TO UNSPECIFIED OCCLUSION OR STENOSIS OF UNSPECIFIED POSTERIOR CEREBRAL ARTERY
5.2.1 Documented history of ischemic stroke	I63.54	DX	CEREBRAL INFARCTION DUE TO UNSPECIFIED OCCLUSION OR STENOSIS OF CEREBELLAR ARTERY
5.2.1 Documented history of ischemic stroke	I63.541	DX	CEREBRAL INFARCTION DUE TO UNSPECIFIED OCCLUSION OR STENOSIS OF RIGHT CEREBELLAR ARTERY
5.2.1 Documented history of ischemic stroke	I63.542	DX	CEREBRAL INFARCTION DUE TO UNSPECIFIED OCCLUSION OR STENOSIS OF LEFT CEREBELLAR ARTERY
5.2.1 Documented history of ischemic stroke	I63.543	DX	CEREBRAL INFARCTION DUE TO UNSPECIFIED OCCLUSION OR STENOSIS OF BILATERAL CEREBELLAR ARTERIES
5.2.1 Documented history of ischemic stroke	I63.549	DX	CEREBRAL INFARCTION DUE TO UNSPECIFIED OCCLUSION OR STENOSIS OF UNSPECIFIED CEREBELLAR ARTERY
5.2.1 Documented history of ischemic stroke	I63.59	DX	CEREBRAL INFARCTION DUE TO UNSPECIFIED OCCLUSION OR STENOSIS OF OTHER CEREBRAL ARTERY
5.2.1 Documented history of ischemic stroke	I63.6	DX	CEREBRAL INFARCTION DUE TO CEREBRAL VENOUS THROMBOSIS, NONPYOGENIC
5.2.1 Documented history of ischemic stroke	I63.8	DX	OTHER CEREBRAL INFARCTION
5.2.1 Documented history of ischemic stroke	I63.81	DX	OTHER CEREBRAL INFARCTION DUE TO OCCLUSION OR STENOSIS OF SMALL ARTERY
5.2.1 Documented history of ischemic stroke	I63.89	DX	OTHER CEREBRAL INFARCTION
5.2.1 Documented history of ischemic stroke	I63.9	DX	CEREBRAL INFARCTION, UNSPECIFIED
5.2.1 Documented history of ischemic stroke	I65.0	DX	OCCLUSION AND STENOSIS OF VERTEBRAL ARTERY
5.2.1 Documented history of ischemic stroke	I65.01	DX	OCCLUSION AND STENOSIS OF RIGHT VERTEBRAL ARTERY
5.2.1 Documented history of ischemic stroke	I65.02	DX	OCCLUSION AND STENOSIS OF LEFT VERTEBRAL ARTERY
5.2.1 Documented history of ischemic stroke	I65.03	DX	OCCLUSION AND STENOSIS OF BILATERAL VERTEBRAL ARTERIES

5.2.1	Documented history of ischemic stroke	I65.09	DX	OCCLUSION AND STENOSIS OF UNSPECIFIED VERTEBRAL ARTERY
5.2.1	Documented history of ischemic stroke	I65.1	DX	OCCLUSION AND STENOSIS OF BASILAR ARTERY
5.2.1	Documented history of ischemic stroke	I65.8	DX	OCCLUSION AND STENOSIS OF OTHER PRECEREBRAL ARTERIES
5.2.1	Documented history of ischemic stroke	I65.9	DX	OCCLUSION AND STENOSIS OF UNSPECIFIED PRECEREBRAL ARTERY
5.2.1	Documented history of ischemic stroke	I66.0	DX	OCCLUSION AND STENOSIS OF MIDDLE CEREBRAL ARTERY
5.2.1	Documented history of ischemic stroke	I66.01	DX	OCCLUSION AND STENOSIS OF RIGHT MIDDLE CEREBRAL ARTERY
5.2.1	Documented history of ischemic stroke	I66.02	DX	OCCLUSION AND STENOSIS OF LEFT MIDDLE CEREBRAL ARTERY
5.2.1	Documented history of ischemic stroke	I66.03	DX	OCCLUSION AND STENOSIS OF BILATERAL MIDDLE CEREBRAL ARTERIES
5.2.1	Documented history of ischemic stroke	I66.09	DX	OCCLUSION AND STENOSIS OF UNSPECIFIED MIDDLE CEREBRAL ARTERY
5.2.1	Documented history of ischemic stroke	I66.1	DX	OCCLUSION AND STENOSIS OF ANTERIOR CEREBRAL ARTERY
5.2.1	Documented history of ischemic stroke	I66.11	DX	OCCLUSION AND STENOSIS OF RIGHT ANTERIOR CEREBRAL ARTERY
5.2.1	Documented history of ischemic stroke	I66.12	DX	OCCLUSION AND STENOSIS OF LEFT ANTERIOR CEREBRAL ARTERY
5.2.1	Documented history of ischemic stroke	I66.13	DX	OCCLUSION AND STENOSIS OF BILATERAL ANTERIOR CEREBRAL ARTERIES
5.2.1	Documented history of ischemic stroke	I66.19	DX	OCCLUSION AND STENOSIS OF UNSPECIFIED ANTERIOR CEREBRAL ARTERY
5.2.1	Documented history of ischemic stroke	I66.2	DX	OCCLUSION AND STENOSIS OF POSTERIOR CEREBRAL ARTERY
5.2.1	Documented history of ischemic stroke	I66.21	DX	OCCLUSION AND STENOSIS OF RIGHT POSTERIOR CEREBRAL ARTERY
5.2.1	Documented history of ischemic stroke	I66.22	DX	OCCLUSION AND STENOSIS OF LEFT POSTERIOR CEREBRAL ARTERY
5.2.1	Documented history of ischemic stroke	I66.23	DX	OCCLUSION AND STENOSIS OF BILATERAL POSTERIOR CEREBRAL ARTERIES
5.2.1	Documented history of ischemic stroke	I66.29	DX	OCCLUSION AND STENOSIS OF UNSPECIFIED POSTERIOR CEREBRAL ARTERY
5.2.1	Documented history of ischemic stroke	I66.3	DX	OCCLUSION AND STENOSIS OF CEREBELLAR ARTERIES
5.2.1	Documented history of ischemic stroke	I66.8	DX	OCCLUSION AND STENOSIS OF OTHER CEREBRAL ARTERIES
5.2.1	Documented history of ischemic stroke	I66.9	DX	OCCLUSION AND STENOSIS OF UNSPECIFIED CEREBRAL ARTERY
5.2.2	Carotid arterial disease with $\geq 50\%$ stenosis, documented by carotid ultrasound, MRI, or angiography	I63.03	DX	Cerebral infarction due to thrombosis of carotid artery
5.2.2	Carotid arterial disease with $\geq 50\%$ stenosis, documented by carotid ultrasound, MRI, or angiography	I63.031	DX	Cerebral infarction due to thrombosis of right carotid artery
5.2.2	Carotid arterial disease with $\geq 50\%$ stenosis, documented by carotid ultrasound, MRI, or angiography	I63.032	DX	Cerebral infarction due to thrombosis of left carotid artery
5.2.2	Carotid arterial disease with $\geq 50\%$ stenosis, documented by carotid ultrasound, MRI, or angiography	I63.033	DX	Cerebral infarction due to thrombosis of bilateral carotid arteries
5.2.2	Carotid arterial disease with $\geq 50\%$ stenosis, documented by carotid ultrasound, MRI, or angiography	I63.039	DX	Cerebral infarction due to thrombosis of unspecified carotid artery
5.2.2	Carotid arterial disease with $\geq 50\%$ stenosis, documented by carotid ultrasound, MRI, or angiography	I63.13	DX	Cerebral infarction due to embolism of carotid artery

5.2.2	Carotid arterial disease with $\geq 50\%$ stenosis, documented by carotid ultrasound, MRI, or angiography	I63.131	DX	Cerebral infarction due to embolism of right carotid artery
5.2.2	Carotid arterial disease with $\geq 50\%$ stenosis, documented by carotid ultrasound, MRI, or angiography	I63.132	DX	Cerebral infarction due to embolism of left carotid artery
5.2.2	Carotid arterial disease with $\geq 50\%$ stenosis, documented by carotid ultrasound, MRI, or angiography	I63.133	DX	Cerebral infarction due to embolism of bilateral carotid arteries
5.2.2	Carotid arterial disease with $\geq 50\%$ stenosis, documented by carotid ultrasound, MRI, or angiography	I63.139	DX	Cerebral infarction due to embolism of unspecified carotid artery
5.2.2	Carotid arterial disease with $\geq 50\%$ stenosis, documented by carotid ultrasound, MRI, or angiography	I63.19	DX	Cerebral infarction due to embolism of other precerebral artery
5.2.2	Carotid arterial disease with $\geq 50\%$ stenosis, documented by carotid ultrasound, MRI, or angiography	I65.2	DX	OCCCLUSION AND STENOSIS OF CAROTID ARTERY
5.2.2	Carotid arterial disease with $\geq 50\%$ stenosis, documented by carotid ultrasound, MRI, or angiography	I65.21	DX	OCCCLUSION AND STENOSIS OF RIGHT CAROTID ARTERY
5.2.2	Carotid arterial disease with $\geq 50\%$ stenosis, documented by carotid ultrasound, MRI, or angiography	I65.22	DX	OCCCLUSION AND STENOSIS OF LEFT CAROTID ARTERY
5.2.2	Carotid arterial disease with $\geq 50\%$ stenosis, documented by carotid ultrasound, MRI, or angiography	I65.23	DX	OCCCLUSION AND STENOSIS OF BILATERAL CAROTID ARTERIES
5.2.2	Carotid arterial disease with $\geq 50\%$ stenosis, documented by carotid ultrasound, MRI, or angiography	I65.29	DX	OCCCLUSION AND STENOSIS OF UNSPECIFIED CAROTID ARTERY
5.2.3	History of carotid stenting or surgical revascularization	031H09G	PX	BYPASS RIGHT COMMON CAROTID ARTERY TO INTRACRANIAL ARTERY WITH AUTOLOGOUS VENOUS TISSUE, OPEN APPROACH
5.2.3	History of carotid stenting or surgical revascularization	031H0AG	PX	BYPASS RIGHT COMMON CAROTID ARTERY TO INTRACRANIAL ARTERY WITH AUTOLOGOUS ARTERIAL TISSUE, OPEN APPROACH
5.2.3	History of carotid stenting or surgical revascularization	031H0JG	PX	BYPASS RIGHT COMMON CAROTID ARTERY TO INTRACRANIAL ARTERY WITH SYNTHETIC SUBSTITUTE, OPEN APPROACH
5.2.3	History of carotid stenting or surgical revascularization	031H0KG	PX	BYPASS RIGHT COMMON CAROTID ARTERY TO INTRACRANIAL ARTERY WITH NONAUTOLOGOUS TISSUE SUBSTITUTE, OPEN APPROACH
5.2.3	History of carotid stenting or surgical revascularization	031H0ZG	PX	BYPASS RIGHT COMMON CAROTID ARTERY TO INTRACRANIAL ARTERY, OPEN APPROACH
5.2.3	History of carotid stenting or surgical revascularization	031J09G	PX	BYPASS LEFT COMMON CAROTID ARTERY TO INTRACRANIAL ARTERY WITH AUTOLOGOUS VENOUS TISSUE, OPEN APPROACH
5.2.3	History of carotid stenting or surgical revascularization	031J0AG	PX	BYPASS LEFT COMMON CAROTID ARTERY TO INTRACRANIAL ARTERY WITH AUTOLOGOUS ARTERIAL TISSUE, OPEN APPROACH
5.2.3	History of carotid stenting or surgical revascularization	031J0JG	PX	BYPASS LEFT COMMON CAROTID ARTERY TO INTRACRANIAL ARTERY WITH SYNTHETIC SUBSTITUTE, OPEN APPROACH
5.2.3	History of carotid stenting or surgical revascularization	031J0KG	PX	BYPASS LEFT COMMON CAROTID ARTERY TO INTRACRANIAL ARTERY WITH NONAUTOLOGOUS TISSUE SUBSTITUTE, OPEN APPROACH
5.2.3	History of carotid stenting or surgical revascularization	031J0ZG	PX	BYPASS LEFT COMMON CAROTID ARTERY TO INTRACRANIAL ARTERY, OPEN APPROACH
5.2.3	History of carotid stenting or surgical revascularization	037G04Z	PX	DILATION OF INTRACRANIAL ARTERY WITH DRUG-ELUTING INTRALUMINAL DEVICE, OPEN APPROACH
5.2.3	History of carotid stenting or surgical revascularization	037G05Z	PX	DILATION OF INTRACRANIAL ARTERY WITH TWO DRUG-ELUTING INTRALUMINAL DEVICE, OPEN APPROACH
5.2.3	History of carotid stenting or surgical revascularization	037G06Z	PX	DILATION OF INTRACRANIAL ARTERY WITH THREE DRUG-ELUTING INTRALUMINAL DEVICE, OPEN APPROACH
5.2.3	History of carotid stenting or surgical revascularization	037G07Z	PX	DILATION OF INTRACRANIAL ARTERY WITH FOUR OR MORE DRUG-ELUTING INTRALUMINAL DEVICE, OPEN APPROACH
5.2.3	History of carotid stenting or surgical revascularization	037G0DZ	PX	DILATION OF INTRACRANIAL ARTERY WITH INTRALUMINAL DEVICE, OPEN APPROACH
5.2.3	History of carotid stenting or surgical revascularization	037G0EZ	PX	DILATION OF INTRACRANIAL ARTERY WITH TWO INTRALUMINAL DEVICES, OPEN APPROACH

5.2.3 History of carotid stenting or surgical revascularization	03CL3Z6	PX	EXTIRPATION OF MATTER FROM LEFT INTERNAL CAROTID ARTERY, BIFURCATION, PERCUTANEOUS APPROACH
5.2.3 History of carotid stenting or surgical revascularization	03CL3Z7	PX	EXTIRPATION OF MATTER FROM LEFT INTERNAL CAROTID ARTERY USING STENT RETRIEVER, PERCUTANEOUS APPROACH
5.2.3 History of carotid stenting or surgical revascularization	03CL3ZZ	PX	EXTIRPATION OF MATTER FROM LEFT INTERNAL CAROTID ARTERY, PERCUTANEOUS APPROACH
5.2.3 History of carotid stenting or surgical revascularization	03CL4Z6	PX	EXTIRPATION OF MATTER FROM LEFT INTERNAL CAROTID ARTERY, BIFURCATION, PERCUTANEOUS ENDOSCOPIC APPROACH
5.2.3 History of carotid stenting or surgical revascularization	03CL4ZZ	PX	EXTIRPATION OF MATTER FROM LEFT INTERNAL CAROTID ARTERY, PERCUTANEOUS ENDOSCOPIC APPROACH
5.2.3 History of carotid stenting or surgical revascularization	T82.311A	DX	BREAKDOWN (MECHANICAL) OF CAROTID ARTERIAL GRAFT (BYPASS), INITIAL ENCOUNTER
5.2.3 History of carotid stenting or surgical revascularization	T82.311D	DX	BREAKDOWN (MECHANICAL) OF CAROTID ARTERIAL GRAFT (BYPASS), SUBSEQUENT ENCOUNTER
5.2.3 History of carotid stenting or surgical revascularization	T82.311S	DX	BREAKDOWN (MECHANICAL) OF CAROTID ARTERIAL GRAFT (BYPASS), SEQUELA
5.2.3 History of carotid stenting or surgical revascularization	T82.321A	DX	DISPLACEMENT OF CAROTID ARTERIAL GRAFT (BYPASS), INITIAL ENCOUNTER
5.2.3 History of carotid stenting or surgical revascularization	T82.321D	DX	DISPLACEMENT OF CAROTID ARTERIAL GRAFT (BYPASS), SUBSEQUENT ENCOUNTER
5.2.3 History of carotid stenting or surgical revascularization	T82.321S	DX	DISPLACEMENT OF CAROTID ARTERIAL GRAFT (BYPASS), SEQUELA
5.2.3 History of carotid stenting or surgical revascularization	T82.331A	DX	LEAKAGE OF CAROTID ARTERIAL GRAFT (BYPASS), INITIAL ENCOUNTER
5.2.3 History of carotid stenting or surgical revascularization	T82.331D	DX	LEAKAGE OF CAROTID ARTERIAL GRAFT (BYPASS), SUBSEQUENT ENCOUNTER
5.2.3 History of carotid stenting or surgical revascularization	T82.331S	DX	LEAKAGE OF CAROTID ARTERIAL GRAFT (BYPASS), SEQUELA
5.2.3 History of carotid stenting or surgical revascularization	T82.391A	DX	OTHER MECHANICAL COMPLICATION OF CAROTID ARTERIAL GRAFT (BYPASS), INITIAL ENCOUNTER
5.2.3 History of carotid stenting or surgical revascularization	T82.391D	DX	OTHER MECHANICAL COMPLICATION OF CAROTID ARTERIAL GRAFT (BYPASS), SUBSEQUENT ENCOUNTER
5.2.3 History of carotid stenting or surgical revascularization	T82.391S	DX	OTHER MECHANICAL COMPLICATION OF CAROTID ARTERIAL GRAFT (BYPASS), SEQUELA
5.3 Peripheral arterial disease, either one of:			
5.3.1 Intermittent claudication and ankle-brachial index <0.9	I70.211	DX	ATHEROSCLEROSIS OF NATIVE ARTERIES OF EXTREMITIES WITH INTERMITTENT CLAUDICATION, RIGHT LEG
5.3.1 Intermittent claudication and ankle-brachial index <0.9	I70.212	DX	ATHEROSCLEROSIS OF NATIVE ARTERIES OF EXTREMITIES WITH INTERMITTENT CLAUDICATION, LEFT LEG
5.3.1 Intermittent claudication and ankle-brachial index <0.9	I70.213	DX	ATHEROSCLEROSIS OF NATIVE ARTERIES OF EXTREMITIES WITH INTERMITTENT CLAUDICATION, BILATERAL LEGS
5.3.1 Intermittent claudication and ankle-brachial index <0.9	I70.218	DX	ATHEROSCLEROSIS OF NATIVE ARTERIES OF EXTREMITIES WITH INTERMITTENT CLAUDICATION, OTHER EXTREMITY
5.3.1 Intermittent claudication and ankle-brachial index <0.9	I70.219	DX	ATHEROSCLEROSIS OF NATIVE ARTERIES OF EXTREMITIES WITH INTERMITTENT CLAUDICATION, UNSPECIFIED EXTREMITY
5.3.1 Intermittent claudication and ankle-brachial index <0.9	I70.221	DX	ATHEROSCLEROSIS OF NATIVE ARTERIES OF EXTREMITIES WITH REST PAIN, RIGHT LEG
5.3.1 Intermittent claudication and ankle-brachial index <0.9	I70.222	DX	ATHEROSCLEROSIS OF NATIVE ARTERIES OF EXTREMITIES WITH REST PAIN, LEFT LEG
5.3.1 Intermittent claudication and ankle-brachial index <0.9	I70.223	DX	ATHEROSCLEROSIS OF NATIVE ARTERIES OF EXTREMITIES WITH REST PAIN, BILATERAL LEGS
5.3.1 Intermittent claudication and ankle-brachial index <0.9	I70.228	DX	ATHEROSCLEROSIS OF NATIVE ARTERIES OF EXTREMITIES WITH REST PAIN, OTHER EXTREMITY
5.3.1 Intermittent claudication and ankle-brachial index <0.9	I70.229	DX	ATHEROSCLEROSIS OF NATIVE ARTERIES OF EXTREMITIES WITH REST PAIN, UNSPECIFIED EXTREMITY
5.3.1 Intermittent claudication and ankle-brachial index <0.9	I70.231	DX	ATHEROSCLEROSIS OF NATIVE ARTERIES OF RIGHT LEG WITH ULCERATION OF THIGH
5.3.1 Intermittent claudication and ankle-brachial index <0.9	I70.232	DX	ATHEROSCLEROSIS OF NATIVE ARTERIES OF RIGHT LEG WITH ULCERATION OF CALF
5.3.1 Intermittent claudication and ankle-brachial index <0.9	I70.233	DX	ATHEROSCLEROSIS OF NATIVE ARTERIES OF RIGHT LEG WITH ULCERATION OF ANKLE

5.3.1	Intermittent claudication and ankle-brachial index <0.9	I70.234	DX	ATHEROSCLEROSIS OF NATIVE ARTERIES OF RIGHT LEG WITH ULCERATION OF HEEL AND MIDFOOT
5.3.1	Intermittent claudication and ankle-brachial index <0.9	I70.235	DX	ATHEROSCLEROSIS OF NATIVE ARTERIES OF RIGHT LEG WITH ULCERATION OF OTHER PART OF FOOT
5.3.1	Intermittent claudication and ankle-brachial index <0.9	I70.238	DX	ATHEROSCLEROSIS OF NATIVE ARTERIES OF RIGHT LEG WITH ULCERATION OF OTHER PART OF LOWER LEG
5.3.1	Intermittent claudication and ankle-brachial index <0.9	I70.239	DX	ATHEROSCLEROSIS OF NATIVE ARTERIES OF RIGHT LEG WITH ULCERATION OF UNSPECIFIED SITE
5.3.1	Intermittent claudication and ankle-brachial index <0.9	I70.241	DX	ATHEROSCLEROSIS OF NATIVE ARTERIES OF LEFT LEG WITH ULCERATION OF THIGH
5.3.1	Intermittent claudication and ankle-brachial index <0.9	I70.242	DX	ATHEROSCLEROSIS OF NATIVE ARTERIES OF LEFT LEG WITH ULCERATION OF CALF
5.3.1	Intermittent claudication and ankle-brachial index <0.9	I70.243	DX	ATHEROSCLEROSIS OF NATIVE ARTERIES OF LEFT LEG WITH ULCERATION OF ANKLE
5.3.1	Intermittent claudication and ankle-brachial index <0.9	I70.244	DX	ATHEROSCLEROSIS OF NATIVE ARTERIES OF LEFT LEG WITH ULCERATION OF HEEL AND MIDFOOT
5.3.1	Intermittent claudication and ankle-brachial index <0.9	I70.245	DX	ATHEROSCLEROSIS OF NATIVE ARTERIES OF LEFT LEG WITH ULCERATION OF OTHER PART OF FOOT
5.3.1	Intermittent claudication and ankle-brachial index <0.9	I70.248	DX	ATHEROSCLEROSIS OF NATIVE ARTERIES OF LEFT LEG WITH ULCERATION OF OTHER PART OF LOWER LEG
5.3.1	Intermittent claudication and ankle-brachial index <0.9	I70.249	DX	ATHEROSCLEROSIS OF NATIVE ARTERIES OF LEFT LEG WITH ULCERATION OF UNSPECIFIED SITE
5.3.1	Intermittent claudication and ankle-brachial index <0.9	I70.25	DX	ATHEROSCLEROSIS OF NATIVE ARTERIES OF OTHER EXTREMITIES WITH ULCERATION
5.3.1	Intermittent claudication and ankle-brachial index <0.9	I70.261	DX	ATHEROSCLEROSIS OF NATIVE ARTERIES OF EXTREMITIES WITH GANGRENE, RIGHT LEG
5.3.1	Intermittent claudication and ankle-brachial index <0.9	I70.262	DX	ATHEROSCLEROSIS OF NATIVE ARTERIES OF EXTREMITIES WITH GANGRENE, LEFT LEG
5.3.1	Intermittent claudication and ankle-brachial index <0.9	I70.263	DX	ATHEROSCLEROSIS OF NATIVE ARTERIES OF EXTREMITIES WITH GANGRENE, BILATERAL LEGS
5.3.1	Intermittent claudication and ankle-brachial index <0.9	I70.268	DX	ATHEROSCLEROSIS OF NATIVE ARTERIES OF EXTREMITIES WITH GANGRENE, OTHER EXTREMITY
5.3.1	Intermittent claudication and ankle-brachial index <0.9	I70.269	DX	ATHEROSCLEROSIS OF NATIVE ARTERIES OF EXTREMITIES WITH GANGRENE, UNSPECIFIED EXTREMITY
5.3.1	Intermittent claudication and ankle-brachial index <0.9	I70.291	DX	OTHER ATHEROSCLEROSIS OF NATIVE ARTERIES OF EXTREMITIES, RIGHT LEG
5.3.1	Intermittent claudication and ankle-brachial index <0.9	I70.292	DX	OTHER ATHEROSCLEROSIS OF NATIVE ARTERIES OF EXTREMITIES, LEFT LEG
5.3.1	Intermittent claudication and ankle-brachial index <0.9	I70.293	DX	OTHER ATHEROSCLEROSIS OF NATIVE ARTERIES OF EXTREMITIES, BILATERAL LEGS
5.3.1	Intermittent claudication and ankle-brachial index <0.9	I70.298	DX	OTHER ATHEROSCLEROSIS OF NATIVE ARTERIES OF EXTREMITIES, OTHER EXTREMITY
5.3.1	Intermittent claudication and ankle-brachial index <0.9	I70.299	DX	OTHER ATHEROSCLEROSIS OF NATIVE ARTERIES OF EXTREMITIES, UNSPECIFIED EXTREMITY
5.3.1	Intermittent claudication and ankle-brachial index <0.9	I70.301	DX	UNSPECIFIED ATHEROSCLEROSIS OF UNSPECIFIED TYPE OF BYPASS GRAFT(S) OF THE EXTREMITIES, RIGHT LEG
5.3.1	Intermittent claudication and ankle-brachial index <0.9	I70.302	DX	UNSPECIFIED ATHEROSCLEROSIS OF UNSPECIFIED TYPE OF BYPASS GRAFT(S) OF THE EXTREMITIES, LEFT LEG
5.3.1	Intermittent claudication and ankle-brachial index <0.9	I70.303	DX	UNSPECIFIED ATHEROSCLEROSIS OF UNSPECIFIED TYPE OF BYPASS GRAFT(S) OF THE EXTREMITIES, BILATERAL LEGS
5.3.1	Intermittent claudication and ankle-brachial index <0.9	I70.308	DX	UNSPECIFIED ATHEROSCLEROSIS OF UNSPECIFIED TYPE OF BYPASS GRAFT(S) OF THE EXTREMITIES, OTHER EXTREMITY
5.3.1	Intermittent claudication and ankle-brachial index <0.9	I70.309	DX	UNSPECIFIED ATHEROSCLEROSIS OF UNSPECIFIED TYPE OF BYPASS GRAFT(S) OF THE EXTREMITIES, UNSPECIFIED EXTREMITY
5.3.1	Intermittent claudication and ankle-brachial index <0.9	I70.311	DX	ATHEROSCLEROSIS OF UNSPECIFIED TYPE OF BYPASS GRAFT(S) OF THE EXTREMITIES WITH INTERMITTENT CLAUDICATION, RIGHT LEG
5.3.1	Intermittent claudication and ankle-brachial index <0.9	I70.312	DX	ATHEROSCLEROSIS OF UNSPECIFIED TYPE OF BYPASS GRAFT(S) OF THE EXTREMITIES WITH INTERMITTENT CLAUDICATION, LEFT LEG
5.3.1	Intermittent claudication and ankle-brachial index <0.9	I70.313	DX	ATHEROSCLEROSIS OF UNSPECIFIED TYPE OF BYPASS GRAFT(S) OF THE EXTREMITIES WITH INTERMITTENT CLAUDICATION, BILATERAL LEGS
5.3.1	Intermittent claudication and ankle-brachial index <0.9	I70.318	DX	ATHEROSCLEROSIS OF UNSPECIFIED TYPE OF BYPASS GRAFT(S) OF THE EXTREMITIES WITH INTERMITTENT CLAUDICATION, OTHER EXTREMITY

5.3.1	Intermittent claudication and ankle-brachial index <0.9	170.791	DX	OTHER ATHEROSCLEROSIS OF OTHER TYPE OF BYPASS GRAFT(S) OF THE EXTREMITIES, RIGHT LEG
5.3.1	Intermittent claudication and ankle-brachial index <0.9	170.792	DX	OTHER ATHEROSCLEROSIS OF OTHER TYPE OF BYPASS GRAFT(S) OF THE EXTREMITIES, LEFT LEG
5.3.1	Intermittent claudication and ankle-brachial index <0.9	170.793	DX	OTHER ATHEROSCLEROSIS OF OTHER TYPE OF BYPASS GRAFT(S) OF THE EXTREMITIES, BILATERAL LEGS
5.3.1	Intermittent claudication and ankle-brachial index <0.9	170.798	DX	OTHER ATHEROSCLEROSIS OF OTHER TYPE OF BYPASS GRAFT(S) OF THE EXTREMITIES, OTHER EXTREMITY
5.3.1	Intermittent claudication and ankle-brachial index <0.9	170.799	DX	OTHER ATHEROSCLEROSIS OF OTHER TYPE OF BYPASS GRAFT(S) OF THE EXTREMITIES, UNSPECIFIED EXTREMITY
5.3.1	Intermittent claudication and ankle-brachial index <0.9	170.92	DX	CHRONIC TOTAL OCCLUSION OF ARTERY OF THE EXTREMITIES
5.3.1	Intermittent claudication and ankle-brachial index <0.9	173.89	DX	OTHER SPECIFIED PERIPHERAL VASCULAR DISEASES
5.3.1	Intermittent claudication and ankle-brachial index <0.9	173.9	DX	PERIPHERAL VASCULAR DISEASE, UNSPECIFIED
5.3.2	Prior nontraumatic amputation or peripheral vascular procedure (eg, stenting or surgical revascularization), due to peripheral arterial ischemia	0410096	PX	BYPASS ABDOMINAL AORTA TO RIGHT COMMON ILIAC ARTERY WITH AUTOLOGOUS VENOUS TISSUE, OPEN APPROACH
5.3.2	Prior nontraumatic amputation or peripheral vascular procedure (eg, stenting or surgical revascularization), due to peripheral arterial ischemia	0410097	PX	BYPASS ABDOMINAL AORTA TO LEFT COMMON ILIAC ARTERY WITH AUTOLOGOUS VENOUS TISSUE, OPEN APPROACH
5.3.2	Prior nontraumatic amputation or peripheral vascular procedure (eg, stenting or surgical revascularization), due to peripheral arterial ischemia	0410098	PX	BYPASS ABDOMINAL AORTA TO BILATERAL COMMON ILIAC ARTERIES WITH AUTOLOGOUS VENOUS TISSUE, OPEN APPROACH
5.3.2	Prior nontraumatic amputation or peripheral vascular procedure (eg, stenting or surgical revascularization), due to peripheral arterial ischemia	0410099	PX	BYPASS ABDOMINAL AORTA TO RIGHT INTERNAL ILIAC ARTERY WITH AUTOLOGOUS VENOUS TISSUE, OPEN APPROACH
5.3.2	Prior nontraumatic amputation or peripheral vascular procedure (eg, stenting or surgical revascularization), due to peripheral arterial ischemia	041009B	PX	BYPASS ABDOMINAL AORTA TO LEFT INTERNAL ILIAC ARTERY WITH AUTOLOGOUS VENOUS TISSUE, OPEN APPROACH
5.3.2	Prior nontraumatic amputation or peripheral vascular procedure (eg, stenting or surgical revascularization), due to peripheral arterial ischemia	041009C	PX	BYPASS ABDOMINAL AORTA TO BILATERAL INTERNAL ILIAC ARTERIES WITH AUTOLOGOUS VENOUS TISSUE, OPEN APPROACH
5.3.2	Prior nontraumatic amputation or peripheral vascular procedure (eg, stenting or surgical revascularization), due to peripheral arterial ischemia	041009D	PX	BYPASS ABDOMINAL AORTA TO RIGHT EXTERNAL ILIAC ARTERY WITH AUTOLOGOUS VENOUS TISSUE, OPEN APPROACH
5.3.2	Prior nontraumatic amputation or peripheral vascular procedure (eg, stenting or surgical revascularization), due to peripheral arterial ischemia	041009F	PX	BYPASS ABDOMINAL AORTA TO LEFT EXTERNAL ILIAC ARTERY WITH AUTOLOGOUS VENOUS TISSUE, OPEN APPROACH
5.3.2	Prior nontraumatic amputation or peripheral vascular procedure (eg, stenting or surgical revascularization), due to peripheral arterial ischemia	041009G	PX	BYPASS ABDOMINAL AORTA TO BILATERAL EXTERNAL ILIAC ARTERIES WITH AUTOLOGOUS VENOUS TISSUE, OPEN APPROACH

5.3.2 Prior nontraumatic amputation or peripheral vascular procedure (eg, stenting or surgical revascularization), due to peripheral arterial ischemia	041009H	PX	BYPASS ABDOMINAL AORTA TO RIGHT FEMORAL ARTERY WITH AUTOLOGOUS VENOUS TISSUE, OPEN APPROACH
5.3.2 Prior nontraumatic amputation or peripheral vascular procedure (eg, stenting or surgical revascularization), due to peripheral arterial ischemia	041009J	PX	BYPASS ABDOMINAL AORTA TO LEFT FEMORAL ARTERY WITH AUTOLOGOUS VENOUS TISSUE, OPEN APPROACH
5.3.2 Prior nontraumatic amputation or peripheral vascular procedure (eg, stenting or surgical revascularization), due to peripheral arterial ischemia	041009K	PX	BYPASS ABDOMINAL AORTA TO BILATERAL FEMORAL ARTERIES WITH AUTOLOGOUS VENOUS TISSUE, OPEN APPROACH
5.3.2 Prior nontraumatic amputation or peripheral vascular procedure (eg, stenting or surgical revascularization), due to peripheral arterial ischemia	041009Q	PX	BYPASS ABDOMINAL AORTA TO LOWER EXTREMITY ARTERY WITH AUTOLOGOUS VENOUS TISSUE, OPEN APPROACH
5.3.2 Prior nontraumatic amputation or peripheral vascular procedure (eg, stenting or surgical revascularization), due to peripheral arterial ischemia	041009R	PX	BYPASS ABDOMINAL AORTA TO LOWER ARTERY WITH AUTOLOGOUS VENOUS TISSUE, OPEN APPROACH
5.3.2 Prior nontraumatic amputation or peripheral vascular procedure (eg, stenting or surgical revascularization), due to peripheral arterial ischemia	04100A6	PX	BYPASS ABDOMINAL AORTA TO RIGHT COMMON ILIAC ARTERY WITH AUTOLOGOUS ARTERIAL TISSUE, OPEN APPROACH
5.3.2 Prior nontraumatic amputation or peripheral vascular procedure (eg, stenting or surgical revascularization), due to peripheral arterial ischemia	04100A7	PX	BYPASS ABDOMINAL AORTA TO LEFT COMMON ILIAC ARTERY WITH AUTOLOGOUS ARTERIAL TISSUE, OPEN APPROACH
5.3.2 Prior nontraumatic amputation or peripheral vascular procedure (eg, stenting or surgical revascularization), due to peripheral arterial ischemia	04100A8	PX	BYPASS ABDOMINAL AORTA TO BILATERAL COMMON ILIAC ARTERIES WITH AUTOLOGOUS ARTERIAL TISSUE, OPEN APPROACH
5.3.2 Prior nontraumatic amputation or peripheral vascular procedure (eg, stenting or surgical revascularization), due to peripheral arterial ischemia	04100A9	PX	BYPASS ABDOMINAL AORTA TO RIGHT INTERNAL ILIAC ARTERY WITH AUTOLOGOUS ARTERIAL TISSUE, OPEN APPROACH
5.3.2 Prior nontraumatic amputation or peripheral vascular procedure (eg, stenting or surgical revascularization), due to peripheral arterial ischemia	04100AB	PX	BYPASS ABDOMINAL AORTA TO LEFT INTERNAL ILIAC ARTERY WITH AUTOLOGOUS ARTERIAL TISSUE, OPEN APPROACH
5.3.2 Prior nontraumatic amputation or peripheral vascular procedure (eg, stenting or surgical revascularization), due to peripheral arterial ischemia	04100AC	PX	BYPASS ABDOMINAL AORTA TO BILATERAL INTERNAL ILIAC ARTERIES WITH AUTOLOGOUS ARTERIAL TISSUE, OPEN APPROACH
5.3.2 Prior nontraumatic amputation or peripheral vascular procedure (eg, stenting or surgical revascularization), due to peripheral arterial ischemia	04100AD	PX	BYPASS ABDOMINAL AORTA TO RIGHT EXTERNAL ILIAC ARTERY WITH AUTOLOGOUS ARTERIAL TISSUE, OPEN APPROACH

5.3.2 Prior nontraumatic amputation or peripheral vascular procedure (eg, stenting or surgical revascularization), due to peripheral arterial ischemia	04100AF	PX	BYPASS ABDOMINAL AORTA TO LEFT EXTERNAL ILIAC ARTERY WITH AUTOLOGOUS ARTERIAL TISSUE, OPEN APPROACH
5.3.2 Prior nontraumatic amputation or peripheral vascular procedure (eg, stenting or surgical revascularization), due to peripheral arterial ischemia	04100AG	PX	BYPASS ABDOMINAL AORTA TO BILATERAL EXTERNAL ILIAC ARTERIES WITH AUTOLOGOUS ARTERIAL TISSUE, OPEN APPROACH
5.3.2 Prior nontraumatic amputation or peripheral vascular procedure (eg, stenting or surgical revascularization), due to peripheral arterial ischemia	04100AH	PX	BYPASS ABDOMINAL AORTA TO RIGHT FEMORAL ARTERY WITH AUTOLOGOUS ARTERIAL TISSUE, OPEN APPROACH
5.3.2 Prior nontraumatic amputation or peripheral vascular procedure (eg, stenting or surgical revascularization), due to peripheral arterial ischemia	04100AJ	PX	BYPASS ABDOMINAL AORTA TO LEFT FEMORAL ARTERY WITH AUTOLOGOUS ARTERIAL TISSUE, OPEN APPROACH
5.3.2 Prior nontraumatic amputation or peripheral vascular procedure (eg, stenting or surgical revascularization), due to peripheral arterial ischemia	04100AK	PX	BYPASS ABDOMINAL AORTA TO BILATERAL FEMORAL ARTERIES WITH AUTOLOGOUS ARTERIAL TISSUE, OPEN APPROACH
5.3.2 Prior nontraumatic amputation or peripheral vascular procedure (eg, stenting or surgical revascularization), due to peripheral arterial ischemia	04100AQ	PX	BYPASS ABDOMINAL AORTA TO LOWER EXTREMITY ARTERY WITH AUTOLOGOUS ARTERIAL TISSUE, OPEN APPROACH
5.3.2 Prior nontraumatic amputation or peripheral vascular procedure (eg, stenting or surgical revascularization), due to peripheral arterial ischemia	04100AR	PX	BYPASS ABDOMINAL AORTA TO LOWER ARTERY WITH AUTOLOGOUS ARTERIAL TISSUE, OPEN APPROACH
5.3.2 Prior nontraumatic amputation or peripheral vascular procedure (eg, stenting or surgical revascularization), due to peripheral arterial ischemia	04100J6	PX	BYPASS ABDOMINAL AORTA TO RIGHT COMMON ILIAC ARTERY WITH SYNTHETIC SUBSTITUTE, OPEN APPROACH
5.3.2 Prior nontraumatic amputation or peripheral vascular procedure (eg, stenting or surgical revascularization), due to peripheral arterial ischemia	04100J7	PX	BYPASS ABDOMINAL AORTA TO LEFT COMMON ILIAC ARTERY WITH SYNTHETIC SUBSTITUTE, OPEN APPROACH
5.3.2 Prior nontraumatic amputation or peripheral vascular procedure (eg, stenting or surgical revascularization), due to peripheral arterial ischemia	04100J8	PX	BYPASS ABDOMINAL AORTA TO BILATERAL COMMON ILIAC ARTERIES WITH SYNTHETIC SUBSTITUTE, OPEN APPROACH
5.3.2 Prior nontraumatic amputation or peripheral vascular procedure (eg, stenting or surgical revascularization), due to peripheral arterial ischemia	04100J9	PX	BYPASS ABDOMINAL AORTA TO RIGHT INTERNAL ILIAC ARTERY WITH SYNTHETIC SUBSTITUTE, OPEN APPROACH
5.3.2 Prior nontraumatic amputation or peripheral vascular procedure (eg, stenting or surgical revascularization), due to peripheral arterial ischemia	04100JB	PX	BYPASS ABDOMINAL AORTA TO LEFT INTERNAL ILIAC ARTERY WITH SYNTHETIC SUBSTITUTE, OPEN APPROACH

5.3.2 Prior nontraumatic amputation or peripheral vascular procedure (eg, stenting or surgical revascularization), due to peripheral arterial ischemia	04100JC	PX	BYPASS ABDOMINAL AORTA TO BILATERAL INTERNAL ILIAC ARTERIES WITH SYNTHETIC SUBSTITUTE, OPEN APPROACH
5.3.2 Prior nontraumatic amputation or peripheral vascular procedure (eg, stenting or surgical revascularization), due to peripheral arterial ischemia	04100JD	PX	BYPASS ABDOMINAL AORTA TO RIGHT EXTERNAL ILIAC ARTERY WITH SYNTHETIC SUBSTITUTE, OPEN APPROACH
5.3.2 Prior nontraumatic amputation or peripheral vascular procedure (eg, stenting or surgical revascularization), due to peripheral arterial ischemia	04100JF	PX	BYPASS ABDOMINAL AORTA TO LEFT EXTERNAL ILIAC ARTERY WITH SYNTHETIC SUBSTITUTE, OPEN APPROACH
5.3.2 Prior nontraumatic amputation or peripheral vascular procedure (eg, stenting or surgical revascularization), due to peripheral arterial ischemia	04100JG	PX	BYPASS ABDOMINAL AORTA TO BILATERAL EXTERNAL ILIAC ARTERIES WITH SYNTHETIC SUBSTITUTE, OPEN APPROACH
5.3.2 Prior nontraumatic amputation or peripheral vascular procedure (eg, stenting or surgical revascularization), due to peripheral arterial ischemia	04100JH	PX	BYPASS ABDOMINAL AORTA TO RIGHT FEMORAL ARTERY WITH SYNTHETIC SUBSTITUTE, OPEN APPROACH
5.3.2 Prior nontraumatic amputation or peripheral vascular procedure (eg, stenting or surgical revascularization), due to peripheral arterial ischemia	04100JJ	PX	BYPASS ABDOMINAL AORTA TO LEFT FEMORAL ARTERY WITH SYNTHETIC SUBSTITUTE, OPEN APPROACH
5.3.2 Prior nontraumatic amputation or peripheral vascular procedure (eg, stenting or surgical revascularization), due to peripheral arterial ischemia	04100JK	PX	BYPASS ABDOMINAL AORTA TO BILATERAL FEMORAL ARTERIES WITH SYNTHETIC SUBSTITUTE, OPEN APPROACH
5.3.2 Prior nontraumatic amputation or peripheral vascular procedure (eg, stenting or surgical revascularization), due to peripheral arterial ischemia	04100JQ	PX	BYPASS ABDOMINAL AORTA TO LOWER EXTREMITY ARTERY WITH SYNTHETIC SUBSTITUTE, OPEN APPROACH
5.3.2 Prior nontraumatic amputation or peripheral vascular procedure (eg, stenting or surgical revascularization), due to peripheral arterial ischemia	04100JR	PX	BYPASS ABDOMINAL AORTA TO LOWER ARTERY WITH SYNTHETIC SUBSTITUTE, OPEN APPROACH
5.3.2 Prior nontraumatic amputation or peripheral vascular procedure (eg, stenting or surgical revascularization), due to peripheral arterial ischemia	04100K6	PX	BYPASS ABDOMINAL AORTA TO RIGHT COMMON ILIAC ARTERY WITH NONAUTOLOGOUS TISSUE SUBSTITUTE, OPEN APPROACH
5.3.2 Prior nontraumatic amputation or peripheral vascular procedure (eg, stenting or surgical revascularization), due to peripheral arterial ischemia	04100K7	PX	BYPASS ABDOMINAL AORTA TO LEFT COMMON ILIAC ARTERY WITH NONAUTOLOGOUS TISSUE SUBSTITUTE, OPEN APPROACH
5.3.2 Prior nontraumatic amputation or peripheral vascular procedure (eg, stenting or surgical revascularization), due to peripheral arterial ischemia	04100K8	PX	BYPASS ABDOMINAL AORTA TO BILATERAL COMMON ILIAC ARTERIES WITH NONAUTOLOGOUS TISSUE SUBSTITUTE, OPEN APPROACH

5.3.2 Prior nontraumatic amputation or peripheral vascular procedure (eg, stenting or surgical revascularization), due to peripheral arterial ischemia	04100K9	PX	BYPASS ABDOMINAL AORTA TO RIGHT INTERNAL ILIAC ARTERY WITH NONAUTOLOGOUS TISSUE SUBSTITUTE, OPEN APPROACH
5.3.2 Prior nontraumatic amputation or peripheral vascular procedure (eg, stenting or surgical revascularization), due to peripheral arterial ischemia	04100KB	PX	BYPASS ABDOMINAL AORTA TO LEFT INTERNAL ILIAC ARTERY WITH NONAUTOLOGOUS TISSUE SUBSTITUTE, OPEN APPROACH
5.3.2 Prior nontraumatic amputation or peripheral vascular procedure (eg, stenting or surgical revascularization), due to peripheral arterial ischemia	04100KC	PX	BYPASS ABDOMINAL AORTA TO BILATERAL INTERNAL ILIAC ARTERIES WITH NONAUTOLOGOUS TISSUE SUBSTITUTE, OPEN APPROACH
5.3.2 Prior nontraumatic amputation or peripheral vascular procedure (eg, stenting or surgical revascularization), due to peripheral arterial ischemia	04100KD	PX	BYPASS ABDOMINAL AORTA TO RIGHT EXTERNAL ILIAC ARTERY WITH NONAUTOLOGOUS TISSUE SUBSTITUTE, OPEN APPROACH
5.3.2 Prior nontraumatic amputation or peripheral vascular procedure (eg, stenting or surgical revascularization), due to peripheral arterial ischemia	04100KF	PX	BYPASS ABDOMINAL AORTA TO LEFT EXTERNAL ILIAC ARTERY WITH NONAUTOLOGOUS TISSUE SUBSTITUTE, OPEN APPROACH
5.3.2 Prior nontraumatic amputation or peripheral vascular procedure (eg, stenting or surgical revascularization), due to peripheral arterial ischemia	04100KG	PX	BYPASS ABDOMINAL AORTA TO BILATERAL EXTERNAL ILIAC ARTERIES WITH NONAUTOLOGOUS TISSUE SUBSTITUTE, OPEN APPROACH
5.3.2 Prior nontraumatic amputation or peripheral vascular procedure (eg, stenting or surgical revascularization), due to peripheral arterial ischemia	04100KH	PX	BYPASS ABDOMINAL AORTA TO RIGHT FEMORAL ARTERY WITH NONAUTOLOGOUS TISSUE SUBSTITUTE, OPEN APPROACH
5.3.2 Prior nontraumatic amputation or peripheral vascular procedure (eg, stenting or surgical revascularization), due to peripheral arterial ischemia	04100KJ	PX	BYPASS ABDOMINAL AORTA TO LEFT FEMORAL ARTERY WITH NONAUTOLOGOUS TISSUE SUBSTITUTE, OPEN APPROACH
5.3.2 Prior nontraumatic amputation or peripheral vascular procedure (eg, stenting or surgical revascularization), due to peripheral arterial ischemia	04100KK	PX	BYPASS ABDOMINAL AORTA TO BILATERAL FEMORAL ARTERIES WITH NONAUTOLOGOUS TISSUE SUBSTITUTE, OPEN APPROACH
5.3.2 Prior nontraumatic amputation or peripheral vascular procedure (eg, stenting or surgical revascularization), due to peripheral arterial ischemia	04100KQ	PX	BYPASS ABDOMINAL AORTA TO LOWER EXTREMITY ARTERY WITH NONAUTOLOGOUS TISSUE SUBSTITUTE, OPEN APPROACH
5.3.2 Prior nontraumatic amputation or peripheral vascular procedure (eg, stenting or surgical revascularization), due to peripheral arterial ischemia	04100KR	PX	BYPASS ABDOMINAL AORTA TO LOWER ARTERY WITH NONAUTOLOGOUS TISSUE SUBSTITUTE, OPEN APPROACH
5.3.2 Prior nontraumatic amputation or peripheral vascular procedure (eg, stenting or surgical revascularization), due to peripheral arterial ischemia	04100Z6	PX	BYPASS ABDOMINAL AORTA TO RIGHT COMMON ILIAC ARTERY, OPEN APPROACH

5.3.2 Prior nontraumatic amputation or peripheral vascular procedure (eg, stenting or surgical revascularization), due to peripheral arterial ischemia	04100Z7	PX	BYPASS ABDOMINAL AORTA TO LEFT COMMON ILIAC ARTERY, OPEN APPROACH
5.3.2 Prior nontraumatic amputation or peripheral vascular procedure (eg, stenting or surgical revascularization), due to peripheral arterial ischemia	04100Z8	PX	BYPASS ABDOMINAL AORTA TO BILATERAL COMMON ILIAC ARTERIES, OPEN APPROACH
5.3.2 Prior nontraumatic amputation or peripheral vascular procedure (eg, stenting or surgical revascularization), due to peripheral arterial ischemia	04100Z9	PX	BYPASS ABDOMINAL AORTA TO RIGHT INTERNAL ILIAC ARTERY, OPEN APPROACH
5.3.2 Prior nontraumatic amputation or peripheral vascular procedure (eg, stenting or surgical revascularization), due to peripheral arterial ischemia	04100ZB	PX	BYPASS ABDOMINAL AORTA TO LEFT INTERNAL ILIAC ARTERY, OPEN APPROACH
5.3.2 Prior nontraumatic amputation or peripheral vascular procedure (eg, stenting or surgical revascularization), due to peripheral arterial ischemia	04100ZC	PX	BYPASS ABDOMINAL AORTA TO BILATERAL INTERNAL ILIAC ARTERIES, OPEN APPROACH
5.3.2 Prior nontraumatic amputation or peripheral vascular procedure (eg, stenting or surgical revascularization), due to peripheral arterial ischemia	04100ZD	PX	BYPASS ABDOMINAL AORTA TO RIGHT EXTERNAL ILIAC ARTERY, OPEN APPROACH
5.3.2 Prior nontraumatic amputation or peripheral vascular procedure (eg, stenting or surgical revascularization), due to peripheral arterial ischemia	04100ZF	PX	BYPASS ABDOMINAL AORTA TO LEFT EXTERNAL ILIAC ARTERY, OPEN APPROACH
5.3.2 Prior nontraumatic amputation or peripheral vascular procedure (eg, stenting or surgical revascularization), due to peripheral arterial ischemia	04100ZG	PX	BYPASS ABDOMINAL AORTA TO BILATERAL EXTERNAL ILIAC ARTERIES, OPEN APPROACH
5.3.2 Prior nontraumatic amputation or peripheral vascular procedure (eg, stenting or surgical revascularization), due to peripheral arterial ischemia	04100ZH	PX	BYPASS ABDOMINAL AORTA TO RIGHT FEMORAL ARTERY, OPEN APPROACH
5.3.2 Prior nontraumatic amputation or peripheral vascular procedure (eg, stenting or surgical revascularization), due to peripheral arterial ischemia	04100ZJ	PX	BYPASS ABDOMINAL AORTA TO LEFT FEMORAL ARTERY, OPEN APPROACH
5.3.2 Prior nontraumatic amputation or peripheral vascular procedure (eg, stenting or surgical revascularization), due to peripheral arterial ischemia	04100ZK	PX	BYPASS ABDOMINAL AORTA TO BILATERAL FEMORAL ARTERIES, OPEN APPROACH
5.3.2 Prior nontraumatic amputation or peripheral vascular procedure (eg, stenting or surgical revascularization), due to peripheral arterial ischemia	04100ZQ	PX	BYPASS ABDOMINAL AORTA TO LOWER EXTREMITY ARTERY, OPEN APPROACH

5.3.2 Prior nontraumatic amputation or peripheral vascular procedure (eg, stenting or surgical revascularization), due to peripheral arterial ischemia	04100ZR	PX	BYPASS ABDOMINAL AORTA TO LOWER ARTERY, OPEN APPROACH
5.3.2 Prior nontraumatic amputation or peripheral vascular procedure (eg, stenting or surgical revascularization), due to peripheral arterial ischemia	0410496	PX	BYPASS ABDOMINAL AORTA TO RIGHT COMMON ILIAC ARTERY WITH AUTOLOGOUS VENOUS TISSUE, PERCUTANEOUS ENDOSCOPIC APPROACH
5.3.2 Prior nontraumatic amputation or peripheral vascular procedure (eg, stenting or surgical revascularization), due to peripheral arterial ischemia	0410497	PX	BYPASS ABDOMINAL AORTA TO LEFT COMMON ILIAC ARTERY WITH AUTOLOGOUS VENOUS TISSUE, PERCUTANEOUS ENDOSCOPIC APPROACH
5.3.2 Prior nontraumatic amputation or peripheral vascular procedure (eg, stenting or surgical revascularization), due to peripheral arterial ischemia	0410498	PX	BYPASS ABDOMINAL AORTA TO BILATERAL COMMON ILIAC ARTERIES WITH AUTOLOGOUS VENOUS TISSUE, PERCUTANEOUS ENDOSCOPIC APPROACH
5.3.2 Prior nontraumatic amputation or peripheral vascular procedure (eg, stenting or surgical revascularization), due to peripheral arterial ischemia	0410499	PX	BYPASS ABDOMINAL AORTA TO RIGHT INTERNAL ILIAC ARTERY WITH AUTOLOGOUS VENOUS TISSUE, PERCUTANEOUS ENDOSCOPIC APPROACH
5.3.2 Prior nontraumatic amputation or peripheral vascular procedure (eg, stenting or surgical revascularization), due to peripheral arterial ischemia	041049B	PX	BYPASS ABDOMINAL AORTA TO LEFT INTERNAL ILIAC ARTERY WITH AUTOLOGOUS VENOUS TISSUE, PERCUTANEOUS ENDOSCOPIC APPROACH
5.3.2 Prior nontraumatic amputation or peripheral vascular procedure (eg, stenting or surgical revascularization), due to peripheral arterial ischemia	041049C	PX	BYPASS ABDOMINAL AORTA TO BILATERAL INTERNAL ILIAC ARTERIES WITH AUTOLOGOUS VENOUS TISSUE, PERCUTANEOUS ENDOSCOPIC APPROACH
5.3.2 Prior nontraumatic amputation or peripheral vascular procedure (eg, stenting or surgical revascularization), due to peripheral arterial ischemia	041049D	PX	BYPASS ABDOMINAL AORTA TO RIGHT EXTERNAL ILIAC ARTERY WITH AUTOLOGOUS VENOUS TISSUE, PERCUTANEOUS ENDOSCOPIC APPROACH
5.3.2 Prior nontraumatic amputation or peripheral vascular procedure (eg, stenting or surgical revascularization), due to peripheral arterial ischemia	041049F	PX	BYPASS ABDOMINAL AORTA TO LEFT EXTERNAL ILIAC ARTERY WITH AUTOLOGOUS VENOUS TISSUE, PERCUTANEOUS ENDOSCOPIC APPROACH
5.3.2 Prior nontraumatic amputation or peripheral vascular procedure (eg, stenting or surgical revascularization), due to peripheral arterial ischemia	041049G	PX	BYPASS ABDOMINAL AORTA TO BILATERAL EXTERNAL ILIAC ARTERIES WITH AUTOLOGOUS VENOUS TISSUE, PERCUTANEOUS ENDOSCOPIC APPROACH
5.3.2 Prior nontraumatic amputation or peripheral vascular procedure (eg, stenting or surgical revascularization), due to peripheral arterial ischemia	041049H	PX	BYPASS ABDOMINAL AORTA TO RIGHT FEMORAL ARTERY WITH AUTOLOGOUS VENOUS TISSUE, PERCUTANEOUS ENDOSCOPIC APPROACH
5.3.2 Prior nontraumatic amputation or peripheral vascular procedure (eg, stenting or surgical revascularization), due to peripheral arterial ischemia	041049J	PX	BYPASS ABDOMINAL AORTA TO LEFT FEMORAL ARTERY WITH AUTOLOGOUS VENOUS TISSUE, PERCUTANEOUS ENDOSCOPIC APPROACH

5.3.2	Prior nontraumatic amputation or peripheral vascular procedure (eg, stenting or surgical revascularization), due to peripheral arterial ischemia	041049K	PX	BYPASS ABDOMINAL AORTA TO BILATERAL FEMORAL ARTERIES WITH AUTOLOGOUS VENOUS TISSUE, PERCUTANEOUS ENDOSCOPIC APPROACH
5.3.2	Prior nontraumatic amputation or peripheral vascular procedure (eg, stenting or surgical revascularization), due to peripheral arterial ischemia	041049Q	PX	BYPASS ABDOMINAL AORTA TO LOWER EXTREMITY ARTERY WITH AUTOLOGOUS VENOUS TISSUE, PERCUTANEOUS ENDOSCOPIC APPROACH
5.3.2	Prior nontraumatic amputation or peripheral vascular procedure (eg, stenting or surgical revascularization), due to peripheral arterial ischemia	041049R	PX	BYPASS ABDOMINAL AORTA TO LOWER ARTERY WITH AUTOLOGOUS VENOUS TISSUE, PERCUTANEOUS ENDOSCOPIC APPROACH
5.3.2	Prior nontraumatic amputation or peripheral vascular procedure (eg, stenting or surgical revascularization), due to peripheral arterial ischemia	04104A6	PX	BYPASS ABDOMINAL AORTA TO RIGHT COMMON ILIAC ARTERY WITH AUTOLOGOUS ARTERIAL TISSUE, PERCUTANEOUS ENDOSCOPIC APPROACH
5.3.2	Prior nontraumatic amputation or peripheral vascular procedure (eg, stenting or surgical revascularization), due to peripheral arterial ischemia	04104A7	PX	BYPASS ABDOMINAL AORTA TO LEFT COMMON ILIAC ARTERY WITH AUTOLOGOUS ARTERIAL TISSUE, PERCUTANEOUS ENDOSCOPIC APPROACH
5.3.2	Prior nontraumatic amputation or peripheral vascular procedure (eg, stenting or surgical revascularization), due to peripheral arterial ischemia	04104A8	PX	BYPASS ABDOMINAL AORTA TO BILATERAL COMMON ILIAC ARTERIES WITH AUTOLOGOUS ARTERIAL TISSUE, PERCUTANEOUS ENDOSCOPIC APPROACH
5.3.2	Prior nontraumatic amputation or peripheral vascular procedure (eg, stenting or surgical revascularization), due to peripheral arterial ischemia	04104A9	PX	BYPASS ABDOMINAL AORTA TO RIGHT INTERNAL ILIAC ARTERY WITH AUTOLOGOUS ARTERIAL TISSUE, PERCUTANEOUS ENDOSCOPIC APPROACH
5.3.2	Prior nontraumatic amputation or peripheral vascular procedure (eg, stenting or surgical revascularization), due to peripheral arterial ischemia	04104AB	PX	BYPASS ABDOMINAL AORTA TO LEFT INTERNAL ILIAC ARTERY WITH AUTOLOGOUS ARTERIAL TISSUE, PERCUTANEOUS ENDOSCOPIC APPROACH
5.3.2	Prior nontraumatic amputation or peripheral vascular procedure (eg, stenting or surgical revascularization), due to peripheral arterial ischemia	04104AC	PX	BYPASS ABDOMINAL AORTA TO BILATERAL INTERNAL ILIAC ARTERIES WITH AUTOLOGOUS ARTERIAL TISSUE, PERCUTANEOUS ENDOSCOPIC APPROACH
5.3.2	Prior nontraumatic amputation or peripheral vascular procedure (eg, stenting or surgical revascularization), due to peripheral arterial ischemia	04104AD	PX	BYPASS ABDOMINAL AORTA TO RIGHT EXTERNAL ILIAC ARTERY WITH AUTOLOGOUS ARTERIAL TISSUE, PERCUTANEOUS ENDOSCOPIC APPROACH
5.3.2	Prior nontraumatic amputation or peripheral vascular procedure (eg, stenting or surgical revascularization), due to peripheral arterial ischemia	04104AF	PX	BYPASS ABDOMINAL AORTA TO LEFT EXTERNAL ILIAC ARTERY WITH AUTOLOGOUS ARTERIAL TISSUE, PERCUTANEOUS ENDOSCOPIC APPROACH
5.3.2	Prior nontraumatic amputation or peripheral vascular procedure (eg, stenting or surgical revascularization), due to peripheral arterial ischemia	04104AG	PX	BYPASS ABDOMINAL AORTA TO BILATERAL EXTERNAL ILIAC ARTERIES WITH AUTOLOGOUS ARTERIAL TISSUE, PERCUTANEOUS ENDOSCOPIC APPROACH

5.3.2	Prior nontraumatic amputation or peripheral vascular procedure (eg, stenting or surgical revascularization), due to peripheral arterial ischemia	04104AH	PX	BYPASS ABDOMINAL AORTA TO RIGHT FEMORAL ARTERY WITH AUTOLOGOUS ARTERIAL TISSUE, PERCUTANEOUS ENDOSCOPIC APPROACH
5.3.2	Prior nontraumatic amputation or peripheral vascular procedure (eg, stenting or surgical revascularization), due to peripheral arterial ischemia	04104AJ	PX	BYPASS ABDOMINAL AORTA TO LEFT FEMORAL ARTERY WITH AUTOLOGOUS ARTERIAL TISSUE, PERCUTANEOUS ENDOSCOPIC APPROACH
5.3.2	Prior nontraumatic amputation or peripheral vascular procedure (eg, stenting or surgical revascularization), due to peripheral arterial ischemia	04104AK	PX	BYPASS ABDOMINAL AORTA TO BILATERAL FEMORAL ARTERIES WITH AUTOLOGOUS ARTERIAL TISSUE, PERCUTANEOUS ENDOSCOPIC APPROACH
5.3.2	Prior nontraumatic amputation or peripheral vascular procedure (eg, stenting or surgical revascularization), due to peripheral arterial ischemia	04104AQ	PX	BYPASS ABDOMINAL AORTA TO LOWER EXTREMITY ARTERY WITH AUTOLOGOUS ARTERIAL TISSUE, PERCUTANEOUS ENDOSCOPIC APPROACH
5.3.2	Prior nontraumatic amputation or peripheral vascular procedure (eg, stenting or surgical revascularization), due to peripheral arterial ischemia	04104AR	PX	BYPASS ABDOMINAL AORTA TO LOWER ARTERY WITH AUTOLOGOUS ARTERIAL TISSUE, PERCUTANEOUS ENDOSCOPIC APPROACH
5.3.2	Prior nontraumatic amputation or peripheral vascular procedure (eg, stenting or surgical revascularization), due to peripheral arterial ischemia	04104J6	PX	BYPASS ABDOMINAL AORTA TO RIGHT COMMON ILIAC ARTERY WITH SYNTHETIC SUBSTITUTE, PERCUTANEOUS ENDOSCOPIC APPROACH
5.3.2	Prior nontraumatic amputation or peripheral vascular procedure (eg, stenting or surgical revascularization), due to peripheral arterial ischemia	04104J7	PX	BYPASS ABDOMINAL AORTA TO LEFT COMMON ILIAC ARTERY WITH SYNTHETIC SUBSTITUTE, PERCUTANEOUS ENDOSCOPIC APPROACH
5.3.2	Prior nontraumatic amputation or peripheral vascular procedure (eg, stenting or surgical revascularization), due to peripheral arterial ischemia	04104J8	PX	BYPASS ABDOMINAL AORTA TO BILATERAL COMMON ILIAC ARTERIES WITH SYNTHETIC SUBSTITUTE, PERCUTANEOUS ENDOSCOPIC APPROACH
5.3.2	Prior nontraumatic amputation or peripheral vascular procedure (eg, stenting or surgical revascularization), due to peripheral arterial ischemia	04104J9	PX	BYPASS ABDOMINAL AORTA TO RIGHT INTERNAL ILIAC ARTERY WITH SYNTHETIC SUBSTITUTE, PERCUTANEOUS ENDOSCOPIC APPROACH
5.3.2	Prior nontraumatic amputation or peripheral vascular procedure (eg, stenting or surgical revascularization), due to peripheral arterial ischemia	04104JB	PX	BYPASS ABDOMINAL AORTA TO LEFT INTERNAL ILIAC ARTERY WITH SYNTHETIC SUBSTITUTE, PERCUTANEOUS ENDOSCOPIC APPROACH
5.3.2	Prior nontraumatic amputation or peripheral vascular procedure (eg, stenting or surgical revascularization), due to peripheral arterial ischemia	04104JC	PX	BYPASS ABDOMINAL AORTA TO BILATERAL INTERNAL ILIAC ARTERIES WITH SYNTHETIC SUBSTITUTE, PERCUTANEOUS ENDOSCOPIC APPROACH
5.3.2	Prior nontraumatic amputation or peripheral vascular procedure (eg, stenting or surgical revascularization), due to peripheral arterial ischemia	04104JD	PX	BYPASS ABDOMINAL AORTA TO RIGHT EXTERNAL ILIAC ARTERY WITH SYNTHETIC SUBSTITUTE, PERCUTANEOUS ENDOSCOPIC APPROACH

5.3.2 Prior nontraumatic amputation or peripheral vascular procedure (eg, stenting or surgical revascularization), due to peripheral arterial ischemia	04104JF	PX	BYPASS ABDOMINAL AORTA TO LEFT EXTERNAL ILIAC ARTERY WITH SYNTHETIC SUBSTITUTE, PERCUTANEOUS ENDOSCOPIC APPROACH
5.3.2 Prior nontraumatic amputation or peripheral vascular procedure (eg, stenting or surgical revascularization), due to peripheral arterial ischemia	04104JG	PX	BYPASS ABDOMINAL AORTA TO BILATERAL EXTERNAL ILIAC ARTERIES WITH SYNTHETIC SUBSTITUTE, PERCUTANEOUS ENDOSCOPIC APPROACH
5.3.2 Prior nontraumatic amputation or peripheral vascular procedure (eg, stenting or surgical revascularization), due to peripheral arterial ischemia	04104JH	PX	BYPASS ABDOMINAL AORTA TO RIGHT FEMORAL ARTERY WITH SYNTHETIC SUBSTITUTE, PERCUTANEOUS ENDOSCOPIC APPROACH
5.3.2 Prior nontraumatic amputation or peripheral vascular procedure (eg, stenting or surgical revascularization), due to peripheral arterial ischemia	04104JJ	PX	BYPASS ABDOMINAL AORTA TO LEFT FEMORAL ARTERY WITH SYNTHETIC SUBSTITUTE, PERCUTANEOUS ENDOSCOPIC APPROACH
5.3.2 Prior nontraumatic amputation or peripheral vascular procedure (eg, stenting or surgical revascularization), due to peripheral arterial ischemia	04104JK	PX	BYPASS ABDOMINAL AORTA TO BILATERAL FEMORAL ARTERIES WITH SYNTHETIC SUBSTITUTE, PERCUTANEOUS ENDOSCOPIC APPROACH
5.3.2 Prior nontraumatic amputation or peripheral vascular procedure (eg, stenting or surgical revascularization), due to peripheral arterial ischemia	04104JQ	PX	BYPASS ABDOMINAL AORTA TO LOWER EXTREMITY ARTERY WITH SYNTHETIC SUBSTITUTE, PERCUTANEOUS ENDOSCOPIC APPROACH
5.3.2 Prior nontraumatic amputation or peripheral vascular procedure (eg, stenting or surgical revascularization), due to peripheral arterial ischemia	04104JR	PX	BYPASS ABDOMINAL AORTA TO LOWER ARTERY WITH SYNTHETIC SUBSTITUTE, PERCUTANEOUS ENDOSCOPIC APPROACH
5.3.2 Prior nontraumatic amputation or peripheral vascular procedure (eg, stenting or surgical revascularization), due to peripheral arterial ischemia	04104K6	PX	BYPASS ABDOMINAL AORTA TO RIGHT COMMON ILIAC ARTERY WITH NONAUTOLOGOUS TISSUE SUBSTITUTE, PERCUTANEOUS ENDOSCOPIC APPROACH
5.3.2 Prior nontraumatic amputation or peripheral vascular procedure (eg, stenting or surgical revascularization), due to peripheral arterial ischemia	04104K7	PX	BYPASS ABDOMINAL AORTA TO LEFT COMMON ILIAC ARTERY WITH NONAUTOLOGOUS TISSUE SUBSTITUTE, PERCUTANEOUS ENDOSCOPIC APPROACH
5.3.2 Prior nontraumatic amputation or peripheral vascular procedure (eg, stenting or surgical revascularization), due to peripheral arterial ischemia	04104K8	PX	BYPASS ABDOMINAL AORTA TO BILATERAL COMMON ILIAC ARTERIES WITH NONAUTOLOGOUS TISSUE SUBSTITUTE, PERCUTANEOUS ENDOSCOPIC APPROACH
5.3.2 Prior nontraumatic amputation or peripheral vascular procedure (eg, stenting or surgical revascularization), due to peripheral arterial ischemia	04104K9	PX	BYPASS ABDOMINAL AORTA TO RIGHT INTERNAL ILIAC ARTERY WITH NONAUTOLOGOUS TISSUE SUBSTITUTE, PERCUTANEOUS ENDOSCOPIC APPROACH
5.3.2 Prior nontraumatic amputation or peripheral vascular procedure (eg, stenting or surgical revascularization), due to peripheral arterial ischemia	04104KB	PX	BYPASS ABDOMINAL AORTA TO LEFT INTERNAL ILIAC ARTERY WITH NONAUTOLOGOUS TISSUE SUBSTITUTE, PERCUTANEOUS ENDOSCOPIC APPROACH

5.3.2 Prior nontraumatic amputation or peripheral vascular procedure (eg, stenting or surgical revascularization), due to peripheral arterial ischemia	04104KC	PX	BYPASS ABDOMINAL AORTA TO BILATERAL INTERNAL ILIAC ARTERIES WITH NONAUTOLOGOUS TISSUE SUBSTITUTE, PERCUTANEOUS ENDOSCOPIC APPROACH
5.3.2 Prior nontraumatic amputation or peripheral vascular procedure (eg, stenting or surgical revascularization), due to peripheral arterial ischemia	04104KD	PX	BYPASS ABDOMINAL AORTA TO RIGHT EXTERNAL ILIAC ARTERY WITH NONAUTOLOGOUS TISSUE SUBSTITUTE, PERCUTANEOUS ENDOSCOPIC APPROACH
5.3.2 Prior nontraumatic amputation or peripheral vascular procedure (eg, stenting or surgical revascularization), due to peripheral arterial ischemia	04104KF	PX	BYPASS ABDOMINAL AORTA TO LEFT EXTERNAL ILIAC ARTERY WITH NONAUTOLOGOUS TISSUE SUBSTITUTE, PERCUTANEOUS ENDOSCOPIC APPROACH
5.3.2 Prior nontraumatic amputation or peripheral vascular procedure (eg, stenting or surgical revascularization), due to peripheral arterial ischemia	04104KG	PX	BYPASS ABDOMINAL AORTA TO BILATERAL EXTERNAL ILIAC ARTERIES WITH NONAUTOLOGOUS TISSUE SUBSTITUTE, PERCUTANEOUS ENDOSCOPIC APPROACH
5.3.2 Prior nontraumatic amputation or peripheral vascular procedure (eg, stenting or surgical revascularization), due to peripheral arterial ischemia	04104KH	PX	BYPASS ABDOMINAL AORTA TO RIGHT FEMORAL ARTERY WITH NONAUTOLOGOUS TISSUE SUBSTITUTE, PERCUTANEOUS ENDOSCOPIC APPROACH
5.3.2 Prior nontraumatic amputation or peripheral vascular procedure (eg, stenting or surgical revascularization), due to peripheral arterial ischemia	04104KJ	PX	BYPASS ABDOMINAL AORTA TO LEFT FEMORAL ARTERY WITH NONAUTOLOGOUS TISSUE SUBSTITUTE, PERCUTANEOUS ENDOSCOPIC APPROACH
5.3.2 Prior nontraumatic amputation or peripheral vascular procedure (eg, stenting or surgical revascularization), due to peripheral arterial ischemia	04104KK	PX	BYPASS ABDOMINAL AORTA TO BILATERAL FEMORAL ARTERIES WITH NONAUTOLOGOUS TISSUE SUBSTITUTE, PERCUTANEOUS ENDOSCOPIC APPROACH
5.3.2 Prior nontraumatic amputation or peripheral vascular procedure (eg, stenting or surgical revascularization), due to peripheral arterial ischemia	04104KQ	PX	BYPASS ABDOMINAL AORTA TO LOWER EXTREMITY ARTERY WITH NONAUTOLOGOUS TISSUE SUBSTITUTE, PERCUTANEOUS ENDOSCOPIC APPROACH
5.3.2 Prior nontraumatic amputation or peripheral vascular procedure (eg, stenting or surgical revascularization), due to peripheral arterial ischemia	04104KR	PX	BYPASS ABDOMINAL AORTA TO LOWER ARTERY WITH NONAUTOLOGOUS TISSUE SUBSTITUTE, PERCUTANEOUS ENDOSCOPIC APPROACH
5.3.2 Prior nontraumatic amputation or peripheral vascular procedure (eg, stenting or surgical revascularization), due to peripheral arterial ischemia	04104Z6	PX	BYPASS ABDOMINAL AORTA TO RIGHT COMMON ILIAC ARTERY, PERCUTANEOUS ENDOSCOPIC APPROACH
5.3.2 Prior nontraumatic amputation or peripheral vascular procedure (eg, stenting or surgical revascularization), due to peripheral arterial ischemia	04104Z7	PX	BYPASS ABDOMINAL AORTA TO LEFT COMMON ILIAC ARTERY, PERCUTANEOUS ENDOSCOPIC APPROACH
5.3.2 Prior nontraumatic amputation or peripheral vascular procedure (eg, stenting or surgical revascularization), due to peripheral arterial ischemia	04104Z8	PX	BYPASS ABDOMINAL AORTA TO BILATERAL COMMON ILIAC ARTERIES, PERCUTANEOUS ENDOSCOPIC APPROACH

5.3.2 Prior nontraumatic amputation or peripheral vascular procedure (eg, stenting or surgical revascularization), due to peripheral arterial ischemia	04104Z9	PX	BYPASS ABDOMINAL AORTA TO RIGHT INTERNAL ILIAC ARTERY, PERCUTANEOUS ENDOSCOPIC APPROACH
5.3.2 Prior nontraumatic amputation or peripheral vascular procedure (eg, stenting or surgical revascularization), due to peripheral arterial ischemia	04104ZB	PX	BYPASS ABDOMINAL AORTA TO LEFT INTERNAL ILIAC ARTERY, PERCUTANEOUS ENDOSCOPIC APPROACH
5.3.2 Prior nontraumatic amputation or peripheral vascular procedure (eg, stenting or surgical revascularization), due to peripheral arterial ischemia	04104ZC	PX	BYPASS ABDOMINAL AORTA TO BILATERAL INTERNAL ILIAC ARTERIES, PERCUTANEOUS ENDOSCOPIC APPROACH
5.3.2 Prior nontraumatic amputation or peripheral vascular procedure (eg, stenting or surgical revascularization), due to peripheral arterial ischemia	04104ZD	PX	BYPASS ABDOMINAL AORTA TO RIGHT EXTERNAL ILIAC ARTERY, PERCUTANEOUS ENDOSCOPIC APPROACH
5.3.2 Prior nontraumatic amputation or peripheral vascular procedure (eg, stenting or surgical revascularization), due to peripheral arterial ischemia	04104ZF	PX	BYPASS ABDOMINAL AORTA TO LEFT EXTERNAL ILIAC ARTERY, PERCUTANEOUS ENDOSCOPIC APPROACH
5.3.2 Prior nontraumatic amputation or peripheral vascular procedure (eg, stenting or surgical revascularization), due to peripheral arterial ischemia	04104ZG	PX	BYPASS ABDOMINAL AORTA TO BILATERAL EXTERNAL ILIAC ARTERIES, PERCUTANEOUS ENDOSCOPIC APPROACH
5.3.2 Prior nontraumatic amputation or peripheral vascular procedure (eg, stenting or surgical revascularization), due to peripheral arterial ischemia	04104ZH	PX	BYPASS ABDOMINAL AORTA TO RIGHT FEMORAL ARTERY, PERCUTANEOUS ENDOSCOPIC APPROACH
5.3.2 Prior nontraumatic amputation or peripheral vascular procedure (eg, stenting or surgical revascularization), due to peripheral arterial ischemia	04104ZJ	PX	BYPASS ABDOMINAL AORTA TO LEFT FEMORAL ARTERY, PERCUTANEOUS ENDOSCOPIC APPROACH
5.3.2 Prior nontraumatic amputation or peripheral vascular procedure (eg, stenting or surgical revascularization), due to peripheral arterial ischemia	04104ZK	PX	BYPASS ABDOMINAL AORTA TO BILATERAL FEMORAL ARTERIES, PERCUTANEOUS ENDOSCOPIC APPROACH
5.3.2 Prior nontraumatic amputation or peripheral vascular procedure (eg, stenting or surgical revascularization), due to peripheral arterial ischemia	04104ZQ	PX	BYPASS ABDOMINAL AORTA TO LOWER EXTREMITY ARTERY, PERCUTANEOUS ENDOSCOPIC APPROACH
5.3.2 Prior nontraumatic amputation or peripheral vascular procedure (eg, stenting or surgical revascularization), due to peripheral arterial ischemia	04104ZR	PX	BYPASS ABDOMINAL AORTA TO LOWER ARTERY, PERCUTANEOUS ENDOSCOPIC APPROACH
5.3.2 Prior nontraumatic amputation or peripheral vascular procedure (eg, stenting or surgical revascularization), due to peripheral arterial ischemia	041C09H	PX	BYPASS RIGHT COMMON ILIAC ARTERY TO RIGHT FEMORAL ARTERY WITH AUTOLOGOUS VENOUS TISSUE, OPEN APPROACH

5.3.2 Prior nontraumatic amputation or peripheral vascular procedure (eg, stenting or surgical revascularization), due to peripheral arterial ischemia	041C09J	PX	BYPASS RIGHT COMMON ILIAC ARTERY TO LEFT FEMORAL ARTERY WITH AUTOLOGOUS VENOUS TISSUE, OPEN APPROACH
5.3.2 Prior nontraumatic amputation or peripheral vascular procedure (eg, stenting or surgical revascularization), due to peripheral arterial ischemia	041C09K	PX	BYPASS RIGHT COMMON ILIAC ARTERY TO BILATERAL FEMORAL ARTERIES WITH AUTOLOGOUS VENOUS TISSUE, OPEN APPROACH
5.3.2 Prior nontraumatic amputation or peripheral vascular procedure (eg, stenting or surgical revascularization), due to peripheral arterial ischemia	041C0AH	PX	BYPASS RIGHT COMMON ILIAC ARTERY TO RIGHT FEMORAL ARTERY WITH AUTOLOGOUS ARTERIAL TISSUE, OPEN APPROACH
5.3.2 Prior nontraumatic amputation or peripheral vascular procedure (eg, stenting or surgical revascularization), due to peripheral arterial ischemia	041C0AJ	PX	BYPASS RIGHT COMMON ILIAC ARTERY TO LEFT FEMORAL ARTERY WITH AUTOLOGOUS ARTERIAL TISSUE, OPEN APPROACH
5.3.2 Prior nontraumatic amputation or peripheral vascular procedure (eg, stenting or surgical revascularization), due to peripheral arterial ischemia	041C0AK	PX	BYPASS RIGHT COMMON ILIAC ARTERY TO BILATERAL FEMORAL ARTERIES WITH AUTOLOGOUS ARTERIAL TISSUE, OPEN APPROACH
5.3.2 Prior nontraumatic amputation or peripheral vascular procedure (eg, stenting or surgical revascularization), due to peripheral arterial ischemia	041C0JH	PX	BYPASS RIGHT COMMON ILIAC ARTERY TO RIGHT FEMORAL ARTERY WITH SYNTHETIC SUBSTITUTE, OPEN APPROACH
5.3.2 Prior nontraumatic amputation or peripheral vascular procedure (eg, stenting or surgical revascularization), due to peripheral arterial ischemia	041C0JJ	PX	BYPASS RIGHT COMMON ILIAC ARTERY TO LEFT FEMORAL ARTERY WITH SYNTHETIC SUBSTITUTE, OPEN APPROACH
5.3.2 Prior nontraumatic amputation or peripheral vascular procedure (eg, stenting or surgical revascularization), due to peripheral arterial ischemia	041C0JK	PX	BYPASS RIGHT COMMON ILIAC ARTERY TO BILATERAL FEMORAL ARTERIES WITH SYNTHETIC SUBSTITUTE, OPEN APPROACH
5.3.2 Prior nontraumatic amputation or peripheral vascular procedure (eg, stenting or surgical revascularization), due to peripheral arterial ischemia	041C0KH	PX	BYPASS RIGHT COMMON ILIAC ARTERY TO RIGHT FEMORAL ARTERY WITH NONAUTOLOGOUS TISSUE SUBSTITUTE, OPEN APPROACH
5.3.2 Prior nontraumatic amputation or peripheral vascular procedure (eg, stenting or surgical revascularization), due to peripheral arterial ischemia	041C0KJ	PX	BYPASS RIGHT COMMON ILIAC ARTERY TO LEFT FEMORAL ARTERY WITH NONAUTOLOGOUS TISSUE SUBSTITUTE, OPEN APPROACH
5.3.2 Prior nontraumatic amputation or peripheral vascular procedure (eg, stenting or surgical revascularization), due to peripheral arterial ischemia	041C0KK	PX	BYPASS RIGHT COMMON ILIAC ARTERY TO BILATERAL FEMORAL ARTERIES WITH NONAUTOLOGOUS TISSUE SUBSTITUTE, OPEN APPROACH
5.3.2 Prior nontraumatic amputation or peripheral vascular procedure (eg, stenting or surgical revascularization), due to peripheral arterial ischemia	041C0ZH	PX	BYPASS RIGHT COMMON ILIAC ARTERY TO RIGHT FEMORAL ARTERY, OPEN APPROACH

5.3.2 Prior nontraumatic amputation or peripheral vascular procedure (eg, stenting or surgical revascularization), due to peripheral arterial ischemia	041C0ZJ	PX	BYPASS RIGHT COMMON ILIAC ARTERY TO LEFT FEMORAL ARTERY, OPEN APPROACH
5.3.2 Prior nontraumatic amputation or peripheral vascular procedure (eg, stenting or surgical revascularization), due to peripheral arterial ischemia	041C0ZK	PX	BYPASS RIGHT COMMON ILIAC ARTERY TO BILATERAL FEMORAL ARTERIES, OPEN APPROACH
5.3.2 Prior nontraumatic amputation or peripheral vascular procedure (eg, stenting or surgical revascularization), due to peripheral arterial ischemia	041C49H	PX	BYPASS RIGHT COMMON ILIAC ARTERY TO RIGHT FEMORAL ARTERY WITH AUTOLOGOUS VENOUS TISSUE, PERCUTANEOUS ENDOSCOPIC APPROACH
5.3.2 Prior nontraumatic amputation or peripheral vascular procedure (eg, stenting or surgical revascularization), due to peripheral arterial ischemia	041C49J	PX	BYPASS RIGHT COMMON ILIAC ARTERY TO LEFT FEMORAL ARTERY WITH AUTOLOGOUS VENOUS TISSUE, PERCUTANEOUS ENDOSCOPIC APPROACH
5.3.2 Prior nontraumatic amputation or peripheral vascular procedure (eg, stenting or surgical revascularization), due to peripheral arterial ischemia	041C49K	PX	BYPASS RIGHT COMMON ILIAC ARTERY TO BILATERAL FEMORAL ARTERIES WITH AUTOLOGOUS VENOUS TISSUE, PERCUTANEOUS ENDOSCOPIC APPROACH
5.3.2 Prior nontraumatic amputation or peripheral vascular procedure (eg, stenting or surgical revascularization), due to peripheral arterial ischemia	041C4AH	PX	BYPASS RIGHT COMMON ILIAC ARTERY TO RIGHT FEMORAL ARTERY WITH AUTOLOGOUS ARTERIAL TISSUE, PERCUTANEOUS ENDOSCOPIC APPROACH
5.3.2 Prior nontraumatic amputation or peripheral vascular procedure (eg, stenting or surgical revascularization), due to peripheral arterial ischemia	041C4AJ	PX	BYPASS RIGHT COMMON ILIAC ARTERY TO LEFT FEMORAL ARTERY WITH AUTOLOGOUS ARTERIAL TISSUE, PERCUTANEOUS ENDOSCOPIC APPROACH
5.3.2 Prior nontraumatic amputation or peripheral vascular procedure (eg, stenting or surgical revascularization), due to peripheral arterial ischemia	041C4AK	PX	BYPASS RIGHT COMMON ILIAC ARTERY TO BILATERAL FEMORAL ARTERIES WITH AUTOLOGOUS ARTERIAL TISSUE, PERCUTANEOUS ENDOSCOPIC APPROACH
5.3.2 Prior nontraumatic amputation or peripheral vascular procedure (eg, stenting or surgical revascularization), due to peripheral arterial ischemia	041C4JH	PX	BYPASS RIGHT COMMON ILIAC ARTERY TO RIGHT FEMORAL ARTERY WITH SYNTHETIC SUBSTITUTE, PERCUTANEOUS ENDOSCOPIC APPROACH
5.3.2 Prior nontraumatic amputation or peripheral vascular procedure (eg, stenting or surgical revascularization), due to peripheral arterial ischemia	041C4JJ	PX	BYPASS RIGHT COMMON ILIAC ARTERY TO LEFT FEMORAL ARTERY WITH SYNTHETIC SUBSTITUTE, PERCUTANEOUS ENDOSCOPIC APPROACH
5.3.2 Prior nontraumatic amputation or peripheral vascular procedure (eg, stenting or surgical revascularization), due to peripheral arterial ischemia	041C4JK	PX	BYPASS RIGHT COMMON ILIAC ARTERY TO BILATERAL FEMORAL ARTERIES WITH SYNTHETIC SUBSTITUTE, PERCUTANEOUS ENDOSCOPIC APPROACH
5.3.2 Prior nontraumatic amputation or peripheral vascular procedure (eg, stenting or surgical revascularization), due to peripheral arterial ischemia	041C4KH	PX	BYPASS RIGHT COMMON ILIAC ARTERY TO RIGHT FEMORAL ARTERY WITH NONAUTOLOGOUS TISSUE SUBSTITUTE, PERCUTANEOUS ENDOSCOPIC APPROACH

5.3.2	Prior nontraumatic amputation or peripheral vascular procedure (eg, stenting or surgical revascularization), due to peripheral arterial ischemia	041C4KJ	PX	BYPASS RIGHT COMMON ILIAC ARTERY TO LEFT FEMORAL ARTERY WITH NONAUTOLOGOUS TISSUE SUBSTITUTE, PERCUTANEOUS ENDOSCOPIC APPROACH
5.3.2	Prior nontraumatic amputation or peripheral vascular procedure (eg, stenting or surgical revascularization), due to peripheral arterial ischemia	041C4KK	PX	BYPASS RIGHT COMMON ILIAC ARTERY TO BILATERAL FEMORAL ARTERIES WITH NONAUTOLOGOUS TISSUE SUBSTITUTE, PERCUTANEOUS ENDOSCOPIC APPROACH
5.3.2	Prior nontraumatic amputation or peripheral vascular procedure (eg, stenting or surgical revascularization), due to peripheral arterial ischemia	041C4ZH	PX	BYPASS RIGHT COMMON ILIAC ARTERY TO RIGHT FEMORAL ARTERY, PERCUTANEOUS ENDOSCOPIC APPROACH
5.3.2	Prior nontraumatic amputation or peripheral vascular procedure (eg, stenting or surgical revascularization), due to peripheral arterial ischemia	041C4ZJ	PX	BYPASS RIGHT COMMON ILIAC ARTERY TO LEFT FEMORAL ARTERY, PERCUTANEOUS ENDOSCOPIC APPROACH
5.3.2	Prior nontraumatic amputation or peripheral vascular procedure (eg, stenting or surgical revascularization), due to peripheral arterial ischemia	041C4ZK	PX	BYPASS RIGHT COMMON ILIAC ARTERY TO BILATERAL FEMORAL ARTERIES, PERCUTANEOUS ENDOSCOPIC APPROACH
5.3.2	Prior nontraumatic amputation or peripheral vascular procedure (eg, stenting or surgical revascularization), due to peripheral arterial ischemia	041D09H	PX	BYPASS LEFT COMMON ILIAC ARTERY TO RIGHT FEMORAL ARTERY WITH AUTOLOGOUS VENOUS TISSUE, OPEN APPROACH
5.3.2	Prior nontraumatic amputation or peripheral vascular procedure (eg, stenting or surgical revascularization), due to peripheral arterial ischemia	041D09J	PX	BYPASS LEFT COMMON ILIAC ARTERY TO LEFT FEMORAL ARTERY WITH AUTOLOGOUS VENOUS TISSUE, OPEN APPROACH
5.3.2	Prior nontraumatic amputation or peripheral vascular procedure (eg, stenting or surgical revascularization), due to peripheral arterial ischemia	041D09K	PX	BYPASS LEFT COMMON ILIAC ARTERY TO BILATERAL FEMORAL ARTERIES WITH AUTOLOGOUS VENOUS TISSUE, OPEN APPROACH
5.3.2	Prior nontraumatic amputation or peripheral vascular procedure (eg, stenting or surgical revascularization), due to peripheral arterial ischemia	041D0AH	PX	BYPASS LEFT COMMON ILIAC ARTERY TO RIGHT FEMORAL ARTERY WITH AUTOLOGOUS ARTERIAL TISSUE, OPEN APPROACH
5.3.2	Prior nontraumatic amputation or peripheral vascular procedure (eg, stenting or surgical revascularization), due to peripheral arterial ischemia	041D0AJ	PX	BYPASS LEFT COMMON ILIAC ARTERY TO LEFT FEMORAL ARTERY WITH AUTOLOGOUS ARTERIAL TISSUE, OPEN APPROACH
5.3.2	Prior nontraumatic amputation or peripheral vascular procedure (eg, stenting or surgical revascularization), due to peripheral arterial ischemia	041D0AK	PX	BYPASS LEFT COMMON ILIAC ARTERY TO BILATERAL FEMORAL ARTERIES WITH AUTOLOGOUS ARTERIAL TISSUE, OPEN APPROACH
5.3.2	Prior nontraumatic amputation or peripheral vascular procedure (eg, stenting or surgical revascularization), due to peripheral arterial ischemia	041D0JH	PX	BYPASS LEFT COMMON ILIAC ARTERY TO RIGHT FEMORAL ARTERY WITH SYNTHETIC SUBSTITUTE, OPEN APPROACH

5.3.2	Prior nontraumatic amputation or peripheral vascular procedure (eg, stenting or surgical revascularization), due to peripheral arterial ischemia	041D0JJ	PX	BYPASS LEFT COMMON ILIAC ARTERY TO LEFT FEMORAL ARTERY WITH SYNTHETIC SUBSTITUTE, OPEN APPROACH
5.3.2	Prior nontraumatic amputation or peripheral vascular procedure (eg, stenting or surgical revascularization), due to peripheral arterial ischemia	041D0JK	PX	BYPASS LEFT COMMON ILIAC ARTERY TO BILATERAL FEMORAL ARTERIES WITH SYNTHETIC SUBSTITUTE, OPEN APPROACH
5.3.2	Prior nontraumatic amputation or peripheral vascular procedure (eg, stenting or surgical revascularization), due to peripheral arterial ischemia	041D0KH	PX	BYPASS LEFT COMMON ILIAC ARTERY TO RIGHT FEMORAL ARTERY WITH NONAUTOLOGOUS TISSUE SUBSTITUTE, OPEN APPROACH
5.3.2	Prior nontraumatic amputation or peripheral vascular procedure (eg, stenting or surgical revascularization), due to peripheral arterial ischemia	041D0KJ	PX	BYPASS LEFT COMMON ILIAC ARTERY TO LEFT FEMORAL ARTERY WITH NONAUTOLOGOUS TISSUE SUBSTITUTE, OPEN APPROACH
5.3.2	Prior nontraumatic amputation or peripheral vascular procedure (eg, stenting or surgical revascularization), due to peripheral arterial ischemia	041D0KK	PX	BYPASS LEFT COMMON ILIAC ARTERY TO BILATERAL FEMORAL ARTERIES WITH NONAUTOLOGOUS TISSUE SUBSTITUTE, OPEN APPROACH
5.3.2	Prior nontraumatic amputation or peripheral vascular procedure (eg, stenting or surgical revascularization), due to peripheral arterial ischemia	041D0ZH	PX	BYPASS LEFT COMMON ILIAC ARTERY TO RIGHT FEMORAL ARTERY, OPEN APPROACH
5.3.2	Prior nontraumatic amputation or peripheral vascular procedure (eg, stenting or surgical revascularization), due to peripheral arterial ischemia	041D0ZJ	PX	BYPASS LEFT COMMON ILIAC ARTERY TO LEFT FEMORAL ARTERY, OPEN APPROACH
5.3.2	Prior nontraumatic amputation or peripheral vascular procedure (eg, stenting or surgical revascularization), due to peripheral arterial ischemia	041D0ZK	PX	BYPASS LEFT COMMON ILIAC ARTERY TO BILATERAL FEMORAL ARTERIES, OPEN APPROACH
5.3.2	Prior nontraumatic amputation or peripheral vascular procedure (eg, stenting or surgical revascularization), due to peripheral arterial ischemia	041D49H	PX	BYPASS LEFT COMMON ILIAC ARTERY TO RIGHT FEMORAL ARTERY WITH AUTOLOGOUS VENOUS TISSUE, PERCUTANEOUS ENDOSCOPIC APPROACH
5.3.2	Prior nontraumatic amputation or peripheral vascular procedure (eg, stenting or surgical revascularization), due to peripheral arterial ischemia	041D49J	PX	BYPASS LEFT COMMON ILIAC ARTERY TO LEFT FEMORAL ARTERY WITH AUTOLOGOUS VENOUS TISSUE, PERCUTANEOUS ENDOSCOPIC APPROACH
5.3.2	Prior nontraumatic amputation or peripheral vascular procedure (eg, stenting or surgical revascularization), due to peripheral arterial ischemia	041D49K	PX	BYPASS LEFT COMMON ILIAC ARTERY TO BILATERAL FEMORAL ARTERIES WITH AUTOLOGOUS VENOUS TISSUE, PERCUTANEOUS ENDOSCOPIC APPROACH
5.3.2	Prior nontraumatic amputation or peripheral vascular procedure (eg, stenting or surgical revascularization), due to peripheral arterial ischemia	041D4AH	PX	BYPASS LEFT COMMON ILIAC ARTERY TO RIGHT FEMORAL ARTERY WITH AUTOLOGOUS ARTERIAL TISSUE, PERCUTANEOUS ENDOSCOPIC APPROACH

5.3.2	Prior nontraumatic amputation or peripheral vascular procedure (eg, stenting or surgical revascularization), due to peripheral arterial ischemia	041D4AJ	PX	BYPASS LEFT COMMON ILIAC ARTERY TO LEFT FEMORAL ARTERY WITH AUTOLOGOUS ARTERIAL TISSUE, PERCUTANEOUS ENDOSCOPIC APPROACH
5.3.2	Prior nontraumatic amputation or peripheral vascular procedure (eg, stenting or surgical revascularization), due to peripheral arterial ischemia	041D4AK	PX	BYPASS LEFT COMMON ILIAC ARTERY TO BILATERAL FEMORAL ARTERIES WITH AUTOLOGOUS ARTERIAL TISSUE, PERCUTANEOUS ENDOSCOPIC APPROACH
5.3.2	Prior nontraumatic amputation or peripheral vascular procedure (eg, stenting or surgical revascularization), due to peripheral arterial ischemia	041D4JH	PX	BYPASS LEFT COMMON ILIAC ARTERY TO RIGHT FEMORAL ARTERY WITH SYNTHETIC SUBSTITUTE, PERCUTANEOUS ENDOSCOPIC APPROACH
5.3.2	Prior nontraumatic amputation or peripheral vascular procedure (eg, stenting or surgical revascularization), due to peripheral arterial ischemia	041D4JJ	PX	BYPASS LEFT COMMON ILIAC ARTERY TO LEFT FEMORAL ARTERY WITH SYNTHETIC SUBSTITUTE, PERCUTANEOUS ENDOSCOPIC APPROACH
5.3.2	Prior nontraumatic amputation or peripheral vascular procedure (eg, stenting or surgical revascularization), due to peripheral arterial ischemia	041D4JK	PX	BYPASS LEFT COMMON ILIAC ARTERY TO BILATERAL FEMORAL ARTERIES WITH SYNTHETIC SUBSTITUTE, PERCUTANEOUS ENDOSCOPIC APPROACH
5.3.2	Prior nontraumatic amputation or peripheral vascular procedure (eg, stenting or surgical revascularization), due to peripheral arterial ischemia	041D4KH	PX	BYPASS LEFT COMMON ILIAC ARTERY TO RIGHT FEMORAL ARTERY WITH NONAUTOLOGOUS TISSUE SUBSTITUTE, PERCUTANEOUS ENDOSCOPIC APPROACH
5.3.2	Prior nontraumatic amputation or peripheral vascular procedure (eg, stenting or surgical revascularization), due to peripheral arterial ischemia	041D4KJ	PX	BYPASS LEFT COMMON ILIAC ARTERY TO LEFT FEMORAL ARTERY WITH NONAUTOLOGOUS TISSUE SUBSTITUTE, PERCUTANEOUS ENDOSCOPIC APPROACH
5.3.2	Prior nontraumatic amputation or peripheral vascular procedure (eg, stenting or surgical revascularization), due to peripheral arterial ischemia	041D4KK	PX	BYPASS LEFT COMMON ILIAC ARTERY TO BILATERAL FEMORAL ARTERIES WITH NONAUTOLOGOUS TISSUE SUBSTITUTE, PERCUTANEOUS ENDOSCOPIC APPROACH
5.3.2	Prior nontraumatic amputation or peripheral vascular procedure (eg, stenting or surgical revascularization), due to peripheral arterial ischemia	041D4ZH	PX	BYPASS LEFT COMMON ILIAC ARTERY TO RIGHT FEMORAL ARTERY, PERCUTANEOUS ENDOSCOPIC APPROACH
5.3.2	Prior nontraumatic amputation or peripheral vascular procedure (eg, stenting or surgical revascularization), due to peripheral arterial ischemia	041D4ZJ	PX	BYPASS LEFT COMMON ILIAC ARTERY TO LEFT FEMORAL ARTERY, PERCUTANEOUS ENDOSCOPIC APPROACH
5.3.2	Prior nontraumatic amputation or peripheral vascular procedure (eg, stenting or surgical revascularization), due to peripheral arterial ischemia	041D4ZK	PX	BYPASS LEFT COMMON ILIAC ARTERY TO BILATERAL FEMORAL ARTERIES, PERCUTANEOUS ENDOSCOPIC APPROACH
5.3.2	Prior nontraumatic amputation or peripheral vascular procedure (eg, stenting or surgical revascularization), due to peripheral arterial ischemia	041E09H	PX	BYPASS RIGHT INTERNAL ILIAC ARTERY TO RIGHT FEMORAL ARTERY WITH AUTOLOGOUS VENOUS TISSUE, OPEN APPROACH

5.3.2 Prior nontraumatic amputation or peripheral vascular procedure (eg, stenting or surgical revascularization), due to peripheral arterial ischemia	041E09J	PX	BYPASS RIGHT INTERNAL ILIAC ARTERY TO LEFT FEMORAL ARTERY WITH AUTOLOGOUS VENOUS TISSUE, OPEN APPROACH
5.3.2 Prior nontraumatic amputation or peripheral vascular procedure (eg, stenting or surgical revascularization), due to peripheral arterial ischemia	041E09K	PX	BYPASS RIGHT INTERNAL ILIAC ARTERY TO BILATERAL FEMORAL ARTERIES WITH AUTOLOGOUS VENOUS TISSUE, OPEN APPROACH
5.3.2 Prior nontraumatic amputation or peripheral vascular procedure (eg, stenting or surgical revascularization), due to peripheral arterial ischemia	041E0AH	PX	BYPASS RIGHT INTERNAL ILIAC ARTERY TO RIGHT FEMORAL ARTERY WITH AUTOLOGOUS ARTERIAL TISSUE, OPEN APPROACH
5.3.2 Prior nontraumatic amputation or peripheral vascular procedure (eg, stenting or surgical revascularization), due to peripheral arterial ischemia	041E0AJ	PX	BYPASS RIGHT INTERNAL ILIAC ARTERY TO LEFT FEMORAL ARTERY WITH AUTOLOGOUS ARTERIAL TISSUE, OPEN APPROACH
5.3.2 Prior nontraumatic amputation or peripheral vascular procedure (eg, stenting or surgical revascularization), due to peripheral arterial ischemia	041E0AK	PX	BYPASS RIGHT INTERNAL ILIAC ARTERY TO BILATERAL FEMORAL ARTERIES WITH AUTOLOGOUS ARTERIAL TISSUE, OPEN APPROACH
5.3.2 Prior nontraumatic amputation or peripheral vascular procedure (eg, stenting or surgical revascularization), due to peripheral arterial ischemia	041E0JH	PX	BYPASS RIGHT INTERNAL ILIAC ARTERY TO RIGHT FEMORAL ARTERY WITH SYNTHETIC SUBSTITUTE, OPEN APPROACH
5.3.2 Prior nontraumatic amputation or peripheral vascular procedure (eg, stenting or surgical revascularization), due to peripheral arterial ischemia	041E0JJ	PX	BYPASS RIGHT INTERNAL ILIAC ARTERY TO LEFT FEMORAL ARTERY WITH SYNTHETIC SUBSTITUTE, OPEN APPROACH
5.3.2 Prior nontraumatic amputation or peripheral vascular procedure (eg, stenting or surgical revascularization), due to peripheral arterial ischemia	041E0JK	PX	BYPASS RIGHT INTERNAL ILIAC ARTERY TO BILATERAL FEMORAL ARTERIES WITH SYNTHETIC SUBSTITUTE, OPEN APPROACH
5.3.2 Prior nontraumatic amputation or peripheral vascular procedure (eg, stenting or surgical revascularization), due to peripheral arterial ischemia	041E0KH	PX	BYPASS RIGHT INTERNAL ILIAC ARTERY TO RIGHT FEMORAL ARTERY WITH NONAUTOLOGOUS TISSUE SUBSTITUTE, OPEN APPROACH
5.3.2 Prior nontraumatic amputation or peripheral vascular procedure (eg, stenting or surgical revascularization), due to peripheral arterial ischemia	041E0KJ	PX	BYPASS RIGHT INTERNAL ILIAC ARTERY TO LEFT FEMORAL ARTERY WITH NONAUTOLOGOUS TISSUE SUBSTITUTE, OPEN APPROACH
5.3.2 Prior nontraumatic amputation or peripheral vascular procedure (eg, stenting or surgical revascularization), due to peripheral arterial ischemia	041E0KK	PX	BYPASS RIGHT INTERNAL ILIAC ARTERY TO BILATERAL FEMORAL ARTERIES WITH NONAUTOLOGOUS TISSUE SUBSTITUTE, OPEN APPROACH
5.3.2 Prior nontraumatic amputation or peripheral vascular procedure (eg, stenting or surgical revascularization), due to peripheral arterial ischemia	041E0ZH	PX	BYPASS RIGHT INTERNAL ILIAC ARTERY TO RIGHT FEMORAL ARTERY, OPEN APPROACH

5.3.2 Prior nontraumatic amputation or peripheral vascular procedure (eg, stenting or surgical revascularization), due to peripheral arterial ischemia	041E0ZJ	PX	BYPASS RIGHT INTERNAL ILIAC ARTERY TO LEFT FEMORAL ARTERY, OPEN APPROACH
5.3.2 Prior nontraumatic amputation or peripheral vascular procedure (eg, stenting or surgical revascularization), due to peripheral arterial ischemia	041E0ZK	PX	BYPASS RIGHT INTERNAL ILIAC ARTERY TO BILATERAL FEMORAL ARTERIES, OPEN APPROACH
5.3.2 Prior nontraumatic amputation or peripheral vascular procedure (eg, stenting or surgical revascularization), due to peripheral arterial ischemia	041E49H	PX	BYPASS RIGHT INTERNAL ILIAC ARTERY TO RIGHT FEMORAL ARTERY WITH AUTOLOGOUS VENOUS TISSUE, PERCUTANEOUS ENDOSCOPIC APPROACH
5.3.2 Prior nontraumatic amputation or peripheral vascular procedure (eg, stenting or surgical revascularization), due to peripheral arterial ischemia	041E49J	PX	BYPASS RIGHT INTERNAL ILIAC ARTERY TO LEFT FEMORAL ARTERY WITH AUTOLOGOUS VENOUS TISSUE, PERCUTANEOUS ENDOSCOPIC APPROACH
5.3.2 Prior nontraumatic amputation or peripheral vascular procedure (eg, stenting or surgical revascularization), due to peripheral arterial ischemia	041E49K	PX	BYPASS RIGHT INTERNAL ILIAC ARTERY TO BILATERAL FEMORAL ARTERIES WITH AUTOLOGOUS VENOUS TISSUE, PERCUTANEOUS ENDOSCOPIC APPROACH
5.3.2 Prior nontraumatic amputation or peripheral vascular procedure (eg, stenting or surgical revascularization), due to peripheral arterial ischemia	041E4AH	PX	BYPASS RIGHT INTERNAL ILIAC ARTERY TO RIGHT FEMORAL ARTERY WITH AUTOLOGOUS ARTERIAL TISSUE, PERCUTANEOUS ENDOSCOPIC APPROACH
5.3.2 Prior nontraumatic amputation or peripheral vascular procedure (eg, stenting or surgical revascularization), due to peripheral arterial ischemia	041E4AJ	PX	BYPASS RIGHT INTERNAL ILIAC ARTERY TO LEFT FEMORAL ARTERY WITH AUTOLOGOUS ARTERIAL TISSUE, PERCUTANEOUS ENDOSCOPIC APPROACH
5.3.2 Prior nontraumatic amputation or peripheral vascular procedure (eg, stenting or surgical revascularization), due to peripheral arterial ischemia	041E4AK	PX	BYPASS RIGHT INTERNAL ILIAC ARTERY TO BILATERAL FEMORAL ARTERIES WITH AUTOLOGOUS ARTERIAL TISSUE, PERCUTANEOUS ENDOSCOPIC APPROACH
5.3.2 Prior nontraumatic amputation or peripheral vascular procedure (eg, stenting or surgical revascularization), due to peripheral arterial ischemia	041E4JH	PX	BYPASS RIGHT INTERNAL ILIAC ARTERY TO RIGHT FEMORAL ARTERY WITH SYNTHETIC SUBSTITUTE, PERCUTANEOUS ENDOSCOPIC APPROACH
5.3.2 Prior nontraumatic amputation or peripheral vascular procedure (eg, stenting or surgical revascularization), due to peripheral arterial ischemia	041E4JJ	PX	BYPASS RIGHT INTERNAL ILIAC ARTERY TO LEFT FEMORAL ARTERY WITH SYNTHETIC SUBSTITUTE, PERCUTANEOUS ENDOSCOPIC APPROACH
5.3.2 Prior nontraumatic amputation or peripheral vascular procedure (eg, stenting or surgical revascularization), due to peripheral arterial ischemia	041E4JK	PX	BYPASS RIGHT INTERNAL ILIAC ARTERY TO BILATERAL FEMORAL ARTERIES WITH SYNTHETIC SUBSTITUTE, PERCUTANEOUS ENDOSCOPIC APPROACH
5.3.2 Prior nontraumatic amputation or peripheral vascular procedure (eg, stenting or surgical revascularization), due to peripheral arterial ischemia	041E4KH	PX	BYPASS RIGHT INTERNAL ILIAC ARTERY TO RIGHT FEMORAL ARTERY WITH NONAUTOLOGOUS TISSUE SUBSTITUTE, PERCUTANEOUS ENDOSCOPIC APPROACH

5.3.2	Prior nontraumatic amputation or peripheral vascular procedure (eg, stenting or surgical revascularization), due to peripheral arterial ischemia	041E4KJ	PX	BYPASS RIGHT INTERNAL ILIAC ARTERY TO LEFT FEMORAL ARTERY WITH NONAUTOLOGOUS TISSUE SUBSTITUTE, PERCUTANEOUS ENDOSCOPIC APPROACH
5.3.2	Prior nontraumatic amputation or peripheral vascular procedure (eg, stenting or surgical revascularization), due to peripheral arterial ischemia	041E4KK	PX	BYPASS RIGHT INTERNAL ILIAC ARTERY TO BILATERAL FEMORAL ARTERIES WITH NONAUTOLOGOUS TISSUE SUBSTITUTE, PERCUTANEOUS ENDOSCOPIC APPROACH
5.3.2	Prior nontraumatic amputation or peripheral vascular procedure (eg, stenting or surgical revascularization), due to peripheral arterial ischemia	041E4ZH	PX	BYPASS RIGHT INTERNAL ILIAC ARTERY TO RIGHT FEMORAL ARTERY, PERCUTANEOUS ENDOSCOPIC APPROACH
5.3.2	Prior nontraumatic amputation or peripheral vascular procedure (eg, stenting or surgical revascularization), due to peripheral arterial ischemia	041E4ZJ	PX	BYPASS RIGHT INTERNAL ILIAC ARTERY TO LEFT FEMORAL ARTERY, PERCUTANEOUS ENDOSCOPIC APPROACH
5.3.2	Prior nontraumatic amputation or peripheral vascular procedure (eg, stenting or surgical revascularization), due to peripheral arterial ischemia	041E4ZK	PX	BYPASS RIGHT INTERNAL ILIAC ARTERY TO BILATERAL FEMORAL ARTERIES, PERCUTANEOUS ENDOSCOPIC APPROACH
5.3.2	Prior nontraumatic amputation or peripheral vascular procedure (eg, stenting or surgical revascularization), due to peripheral arterial ischemia	041F09H	PX	BYPASS LEFT INTERNAL ILIAC ARTERY TO RIGHT FEMORAL ARTERY WITH AUTOLOGOUS VENOUS TISSUE, OPEN APPROACH
5.3.2	Prior nontraumatic amputation or peripheral vascular procedure (eg, stenting or surgical revascularization), due to peripheral arterial ischemia	041F09J	PX	BYPASS LEFT INTERNAL ILIAC ARTERY TO LEFT FEMORAL ARTERY WITH AUTOLOGOUS VENOUS TISSUE, OPEN APPROACH
5.3.2	Prior nontraumatic amputation or peripheral vascular procedure (eg, stenting or surgical revascularization), due to peripheral arterial ischemia	041F09K	PX	BYPASS LEFT INTERNAL ILIAC ARTERY TO BILATERAL FEMORAL ARTERIES WITH AUTOLOGOUS VENOUS TISSUE, OPEN APPROACH
5.3.2	Prior nontraumatic amputation or peripheral vascular procedure (eg, stenting or surgical revascularization), due to peripheral arterial ischemia	041F0AH	PX	BYPASS LEFT INTERNAL ILIAC ARTERY TO RIGHT FEMORAL ARTERY WITH AUTOLOGOUS ARTERIAL TISSUE, OPEN APPROACH
5.3.2	Prior nontraumatic amputation or peripheral vascular procedure (eg, stenting or surgical revascularization), due to peripheral arterial ischemia	041F0AJ	PX	BYPASS LEFT INTERNAL ILIAC ARTERY TO LEFT FEMORAL ARTERY WITH AUTOLOGOUS ARTERIAL TISSUE, OPEN APPROACH
5.3.2	Prior nontraumatic amputation or peripheral vascular procedure (eg, stenting or surgical revascularization), due to peripheral arterial ischemia	041F0AK	PX	BYPASS LEFT INTERNAL ILIAC ARTERY TO BILATERAL FEMORAL ARTERIES WITH AUTOLOGOUS ARTERIAL TISSUE, OPEN APPROACH
5.3.2	Prior nontraumatic amputation or peripheral vascular procedure (eg, stenting or surgical revascularization), due to peripheral arterial ischemia	041F0JH	PX	BYPASS LEFT INTERNAL ILIAC ARTERY TO RIGHT FEMORAL ARTERY WITH SYNTHETIC SUBSTITUTE, OPEN APPROACH

5.3.2 Prior nontraumatic amputation or peripheral vascular procedure (eg, stenting or surgical revascularization), due to peripheral arterial ischemia	041F0JJ	PX	BYPASS LEFT INTERNAL ILIAC ARTERY TO LEFT FEMORAL ARTERY WITH SYNTHETIC SUBSTITUTE, OPEN APPROACH
5.3.2 Prior nontraumatic amputation or peripheral vascular procedure (eg, stenting or surgical revascularization), due to peripheral arterial ischemia	041F0JK	PX	BYPASS LEFT INTERNAL ILIAC ARTERY TO BILATERAL FEMORAL ARTERIES WITH SYNTHETIC SUBSTITUTE, OPEN APPROACH
5.3.2 Prior nontraumatic amputation or peripheral vascular procedure (eg, stenting or surgical revascularization), due to peripheral arterial ischemia	041F0KH	PX	BYPASS LEFT INTERNAL ILIAC ARTERY TO RIGHT FEMORAL ARTERY WITH NONAUTOLOGOUS TISSUE SUBSTITUTE, OPEN APPROACH
5.3.2 Prior nontraumatic amputation or peripheral vascular procedure (eg, stenting or surgical revascularization), due to peripheral arterial ischemia	041F0KJ	PX	BYPASS LEFT INTERNAL ILIAC ARTERY TO LEFT FEMORAL ARTERY WITH NONAUTOLOGOUS TISSUE SUBSTITUTE, OPEN APPROACH
5.3.2 Prior nontraumatic amputation or peripheral vascular procedure (eg, stenting or surgical revascularization), due to peripheral arterial ischemia	041F0KK	PX	BYPASS LEFT INTERNAL ILIAC ARTERY TO BILATERAL FEMORAL ARTERIES WITH NONAUTOLOGOUS TISSUE SUBSTITUTE, OPEN APPROACH
5.3.2 Prior nontraumatic amputation or peripheral vascular procedure (eg, stenting or surgical revascularization), due to peripheral arterial ischemia	041F0ZH	PX	BYPASS LEFT INTERNAL ILIAC ARTERY TO RIGHT FEMORAL ARTERY, OPEN APPROACH
5.3.2 Prior nontraumatic amputation or peripheral vascular procedure (eg, stenting or surgical revascularization), due to peripheral arterial ischemia	041F0ZJ	PX	BYPASS LEFT INTERNAL ILIAC ARTERY TO LEFT FEMORAL ARTERY, OPEN APPROACH
5.3.2 Prior nontraumatic amputation or peripheral vascular procedure (eg, stenting or surgical revascularization), due to peripheral arterial ischemia	041F0ZK	PX	BYPASS LEFT INTERNAL ILIAC ARTERY TO BILATERAL FEMORAL ARTERIES, OPEN APPROACH
5.3.2 Prior nontraumatic amputation or peripheral vascular procedure (eg, stenting or surgical revascularization), due to peripheral arterial ischemia	041F49H	PX	BYPASS LEFT INTERNAL ILIAC ARTERY TO RIGHT FEMORAL ARTERY WITH AUTOLOGOUS VENOUS TISSUE, PERCUTANEOUS ENDOSCOPIC APPROACH
5.3.2 Prior nontraumatic amputation or peripheral vascular procedure (eg, stenting or surgical revascularization), due to peripheral arterial ischemia	041F49J	PX	BYPASS LEFT INTERNAL ILIAC ARTERY TO LEFT FEMORAL ARTERY WITH AUTOLOGOUS VENOUS TISSUE, PERCUTANEOUS ENDOSCOPIC APPROACH
5.3.2 Prior nontraumatic amputation or peripheral vascular procedure (eg, stenting or surgical revascularization), due to peripheral arterial ischemia	041F49K	PX	BYPASS LEFT INTERNAL ILIAC ARTERY TO BILATERAL FEMORAL ARTERIES WITH AUTOLOGOUS VENOUS TISSUE, PERCUTANEOUS ENDOSCOPIC APPROACH
5.3.2 Prior nontraumatic amputation or peripheral vascular procedure (eg, stenting or surgical revascularization), due to peripheral arterial ischemia	041F4AH	PX	BYPASS LEFT INTERNAL ILIAC ARTERY TO RIGHT FEMORAL ARTERY WITH AUTOLOGOUS ARTERIAL TISSUE, PERCUTANEOUS ENDOSCOPIC APPROACH

5.3.2	Prior nontraumatic amputation or peripheral vascular procedure (eg, stenting or surgical revascularization), due to peripheral arterial ischemia	041F4AJ	PX	BYPASS LEFT INTERNAL ILIAC ARTERY TO LEFT FEMORAL ARTERY WITH AUTOLOGOUS ARTERIAL TISSUE, PERCUTANEOUS ENDOSCOPIC APPROACH
5.3.2	Prior nontraumatic amputation or peripheral vascular procedure (eg, stenting or surgical revascularization), due to peripheral arterial ischemia	041F4AK	PX	BYPASS LEFT INTERNAL ILIAC ARTERY TO BILATERAL FEMORAL ARTERIES WITH AUTOLOGOUS ARTERIAL TISSUE, PERCUTANEOUS ENDOSCOPIC APPROACH
5.3.2	Prior nontraumatic amputation or peripheral vascular procedure (eg, stenting or surgical revascularization), due to peripheral arterial ischemia	041F4JH	PX	BYPASS LEFT INTERNAL ILIAC ARTERY TO RIGHT FEMORAL ARTERY WITH SYNTHETIC SUBSTITUTE, PERCUTANEOUS ENDOSCOPIC APPROACH
5.3.2	Prior nontraumatic amputation or peripheral vascular procedure (eg, stenting or surgical revascularization), due to peripheral arterial ischemia	041F4JJ	PX	BYPASS LEFT INTERNAL ILIAC ARTERY TO LEFT FEMORAL ARTERY WITH SYNTHETIC SUBSTITUTE, PERCUTANEOUS ENDOSCOPIC APPROACH
5.3.2	Prior nontraumatic amputation or peripheral vascular procedure (eg, stenting or surgical revascularization), due to peripheral arterial ischemia	041F4JK	PX	BYPASS LEFT INTERNAL ILIAC ARTERY TO BILATERAL FEMORAL ARTERIES WITH SYNTHETIC SUBSTITUTE, PERCUTANEOUS ENDOSCOPIC APPROACH
5.3.2	Prior nontraumatic amputation or peripheral vascular procedure (eg, stenting or surgical revascularization), due to peripheral arterial ischemia	041F4KH	PX	BYPASS LEFT INTERNAL ILIAC ARTERY TO RIGHT FEMORAL ARTERY WITH NONAUTOLOGOUS TISSUE SUBSTITUTE, PERCUTANEOUS ENDOSCOPIC APPROACH
5.3.2	Prior nontraumatic amputation or peripheral vascular procedure (eg, stenting or surgical revascularization), due to peripheral arterial ischemia	041F4KJ	PX	BYPASS LEFT INTERNAL ILIAC ARTERY TO LEFT FEMORAL ARTERY WITH NONAUTOLOGOUS TISSUE SUBSTITUTE, PERCUTANEOUS ENDOSCOPIC APPROACH
5.3.2	Prior nontraumatic amputation or peripheral vascular procedure (eg, stenting or surgical revascularization), due to peripheral arterial ischemia	041F4KK	PX	BYPASS LEFT INTERNAL ILIAC ARTERY TO BILATERAL FEMORAL ARTERIES WITH NONAUTOLOGOUS TISSUE SUBSTITUTE, PERCUTANEOUS ENDOSCOPIC APPROACH
5.3.2	Prior nontraumatic amputation or peripheral vascular procedure (eg, stenting or surgical revascularization), due to peripheral arterial ischemia	041F4ZH	PX	BYPASS LEFT INTERNAL ILIAC ARTERY TO RIGHT FEMORAL ARTERY, PERCUTANEOUS ENDOSCOPIC APPROACH
5.3.2	Prior nontraumatic amputation or peripheral vascular procedure (eg, stenting or surgical revascularization), due to peripheral arterial ischemia	041F4ZJ	PX	BYPASS LEFT INTERNAL ILIAC ARTERY TO LEFT FEMORAL ARTERY, PERCUTANEOUS ENDOSCOPIC APPROACH
5.3.2	Prior nontraumatic amputation or peripheral vascular procedure (eg, stenting or surgical revascularization), due to peripheral arterial ischemia	041F4ZK	PX	BYPASS LEFT INTERNAL ILIAC ARTERY TO BILATERAL FEMORAL ARTERIES, PERCUTANEOUS ENDOSCOPIC APPROACH
5.3.2	Prior nontraumatic amputation or peripheral vascular procedure (eg, stenting or surgical revascularization), due to peripheral arterial ischemia	041H09H	PX	BYPASS RIGHT EXTERNAL ILIAC ARTERY TO RIGHT FEMORAL ARTERY WITH AUTOLOGOUS VENOUS TISSUE, OPEN APPROACH

5.3.2 Prior nontraumatic amputation or peripheral vascular procedure (eg, stenting or surgical revascularization), due to peripheral arterial ischemia	041H09J	PX	BYPASS RIGHT EXTERNAL ILIAC ARTERY TO LEFT FEMORAL ARTERY WITH AUTOLOGOUS VENOUS TISSUE, OPEN APPROACH
5.3.2 Prior nontraumatic amputation or peripheral vascular procedure (eg, stenting or surgical revascularization), due to peripheral arterial ischemia	041H09K	PX	BYPASS RIGHT EXTERNAL ILIAC ARTERY TO BILATERAL FEMORAL ARTERIES WITH AUTOLOGOUS VENOUS TISSUE, OPEN APPROACH
5.3.2 Prior nontraumatic amputation or peripheral vascular procedure (eg, stenting or surgical revascularization), due to peripheral arterial ischemia	041H0AH	PX	BYPASS RIGHT EXTERNAL ILIAC ARTERY TO RIGHT FEMORAL ARTERY WITH AUTOLOGOUS ARTERIAL TISSUE, OPEN APPROACH
5.3.2 Prior nontraumatic amputation or peripheral vascular procedure (eg, stenting or surgical revascularization), due to peripheral arterial ischemia	041H0AJ	PX	BYPASS RIGHT EXTERNAL ILIAC ARTERY TO LEFT FEMORAL ARTERY WITH AUTOLOGOUS ARTERIAL TISSUE, OPEN APPROACH
5.3.2 Prior nontraumatic amputation or peripheral vascular procedure (eg, stenting or surgical revascularization), due to peripheral arterial ischemia	041H0AK	PX	BYPASS RIGHT EXTERNAL ILIAC ARTERY TO BILATERAL FEMORAL ARTERIES WITH AUTOLOGOUS ARTERIAL TISSUE, OPEN APPROACH
5.3.2 Prior nontraumatic amputation or peripheral vascular procedure (eg, stenting or surgical revascularization), due to peripheral arterial ischemia	041H0JH	PX	BYPASS RIGHT EXTERNAL ILIAC ARTERY TO RIGHT FEMORAL ARTERY WITH SYNTHETIC SUBSTITUTE, OPEN APPROACH
5.3.2 Prior nontraumatic amputation or peripheral vascular procedure (eg, stenting or surgical revascularization), due to peripheral arterial ischemia	041H0JJ	PX	BYPASS RIGHT EXTERNAL ILIAC ARTERY TO LEFT FEMORAL ARTERY WITH SYNTHETIC SUBSTITUTE, OPEN APPROACH
5.3.2 Prior nontraumatic amputation or peripheral vascular procedure (eg, stenting or surgical revascularization), due to peripheral arterial ischemia	041H0JK	PX	BYPASS RIGHT EXTERNAL ILIAC ARTERY TO BILATERAL FEMORAL ARTERIES WITH SYNTHETIC SUBSTITUTE, OPEN APPROACH
5.3.2 Prior nontraumatic amputation or peripheral vascular procedure (eg, stenting or surgical revascularization), due to peripheral arterial ischemia	041H0KH	PX	BYPASS RIGHT EXTERNAL ILIAC ARTERY TO RIGHT FEMORAL ARTERY WITH NONAUTOLOGOUS TISSUE SUBSTITUTE, OPEN APPROACH
5.3.2 Prior nontraumatic amputation or peripheral vascular procedure (eg, stenting or surgical revascularization), due to peripheral arterial ischemia	041H0KJ	PX	BYPASS RIGHT EXTERNAL ILIAC ARTERY TO LEFT FEMORAL ARTERY WITH NONAUTOLOGOUS TISSUE SUBSTITUTE, OPEN APPROACH
5.3.2 Prior nontraumatic amputation or peripheral vascular procedure (eg, stenting or surgical revascularization), due to peripheral arterial ischemia	041H0KK	PX	BYPASS RIGHT EXTERNAL ILIAC ARTERY TO BILATERAL FEMORAL ARTERIES WITH NONAUTOLOGOUS TISSUE SUBSTITUTE, OPEN APPROACH
5.3.2 Prior nontraumatic amputation or peripheral vascular procedure (eg, stenting or surgical revascularization), due to peripheral arterial ischemia	041H0ZH	PX	BYPASS RIGHT EXTERNAL ILIAC ARTERY TO RIGHT FEMORAL ARTERY, OPEN APPROACH

5.3.2 Prior nontraumatic amputation or peripheral vascular procedure (eg, stenting or surgical revascularization), due to peripheral arterial ischemia	041H0ZJ	PX	BYPASS RIGHT EXTERNAL ILIAC ARTERY TO LEFT FEMORAL ARTERY, OPEN APPROACH
5.3.2 Prior nontraumatic amputation or peripheral vascular procedure (eg, stenting or surgical revascularization), due to peripheral arterial ischemia	041H0ZK	PX	BYPASS RIGHT EXTERNAL ILIAC ARTERY TO BILATERAL FEMORAL ARTERIES, OPEN APPROACH
5.3.2 Prior nontraumatic amputation or peripheral vascular procedure (eg, stenting or surgical revascularization), due to peripheral arterial ischemia	041H49H	PX	BYPASS RIGHT EXTERNAL ILIAC ARTERY TO RIGHT FEMORAL ARTERY WITH AUTOLOGOUS VENOUS TISSUE, PERCUTANEOUS ENDOSCOPIC APPROACH
5.3.2 Prior nontraumatic amputation or peripheral vascular procedure (eg, stenting or surgical revascularization), due to peripheral arterial ischemia	041H49J	PX	BYPASS RIGHT EXTERNAL ILIAC ARTERY TO LEFT FEMORAL ARTERY WITH AUTOLOGOUS VENOUS TISSUE, PERCUTANEOUS ENDOSCOPIC APPROACH
5.3.2 Prior nontraumatic amputation or peripheral vascular procedure (eg, stenting or surgical revascularization), due to peripheral arterial ischemia	041H49K	PX	BYPASS RIGHT EXTERNAL ILIAC ARTERY TO BILATERAL FEMORAL ARTERIES WITH AUTOLOGOUS VENOUS TISSUE, PERCUTANEOUS ENDOSCOPIC APPROACH
5.3.2 Prior nontraumatic amputation or peripheral vascular procedure (eg, stenting or surgical revascularization), due to peripheral arterial ischemia	041H4AH	PX	BYPASS RIGHT EXTERNAL ILIAC ARTERY TO RIGHT FEMORAL ARTERY WITH AUTOLOGOUS ARTERIAL TISSUE, PERCUTANEOUS ENDOSCOPIC APPROACH
5.3.2 Prior nontraumatic amputation or peripheral vascular procedure (eg, stenting or surgical revascularization), due to peripheral arterial ischemia	041H4AJ	PX	BYPASS RIGHT EXTERNAL ILIAC ARTERY TO LEFT FEMORAL ARTERY WITH AUTOLOGOUS ARTERIAL TISSUE, PERCUTANEOUS ENDOSCOPIC APPROACH
5.3.2 Prior nontraumatic amputation or peripheral vascular procedure (eg, stenting or surgical revascularization), due to peripheral arterial ischemia	041H4AK	PX	BYPASS RIGHT EXTERNAL ILIAC ARTERY TO BILATERAL FEMORAL ARTERIES WITH AUTOLOGOUS ARTERIAL TISSUE, PERCUTANEOUS ENDOSCOPIC APPROACH
5.3.2 Prior nontraumatic amputation or peripheral vascular procedure (eg, stenting or surgical revascularization), due to peripheral arterial ischemia	041H4JH	PX	BYPASS RIGHT EXTERNAL ILIAC ARTERY TO RIGHT FEMORAL ARTERY WITH SYNTHETIC SUBSTITUTE, PERCUTANEOUS ENDOSCOPIC APPROACH
5.3.2 Prior nontraumatic amputation or peripheral vascular procedure (eg, stenting or surgical revascularization), due to peripheral arterial ischemia	041H4JJ	PX	BYPASS RIGHT EXTERNAL ILIAC ARTERY TO LEFT FEMORAL ARTERY WITH SYNTHETIC SUBSTITUTE, PERCUTANEOUS ENDOSCOPIC APPROACH
5.3.2 Prior nontraumatic amputation or peripheral vascular procedure (eg, stenting or surgical revascularization), due to peripheral arterial ischemia	041H4JK	PX	BYPASS RIGHT EXTERNAL ILIAC ARTERY TO BILATERAL FEMORAL ARTERIES WITH SYNTHETIC SUBSTITUTE, PERCUTANEOUS ENDOSCOPIC APPROACH
5.3.2 Prior nontraumatic amputation or peripheral vascular procedure (eg, stenting or surgical revascularization), due to peripheral arterial ischemia	041H4KH	PX	BYPASS RIGHT EXTERNAL ILIAC ARTERY TO RIGHT FEMORAL ARTERY WITH NONAUTOLOGOUS TISSUE SUBSTITUTE, PERCUTANEOUS ENDOSCOPIC APPROACH

5.3.2	Prior nontraumatic amputation or peripheral vascular procedure (eg, stenting or surgical revascularization), due to peripheral arterial ischemia	041H4KJ	PX	BYPASS RIGHT EXTERNAL ILIAC ARTERY TO LEFT FEMORAL ARTERY WITH NONAUTOLOGOUS TISSUE SUBSTITUTE, PERCUTANEOUS ENDOSCOPIC APPROACH
5.3.2	Prior nontraumatic amputation or peripheral vascular procedure (eg, stenting or surgical revascularization), due to peripheral arterial ischemia	041H4KK	PX	BYPASS RIGHT EXTERNAL ILIAC ARTERY TO BILATERAL FEMORAL ARTERIES WITH NONAUTOLOGOUS TISSUE SUBSTITUTE, PERCUTANEOUS ENDOSCOPIC APPROACH
5.3.2	Prior nontraumatic amputation or peripheral vascular procedure (eg, stenting or surgical revascularization), due to peripheral arterial ischemia	041H4ZH	PX	BYPASS RIGHT EXTERNAL ILIAC ARTERY TO RIGHT FEMORAL ARTERY, PERCUTANEOUS ENDOSCOPIC APPROACH
5.3.2	Prior nontraumatic amputation or peripheral vascular procedure (eg, stenting or surgical revascularization), due to peripheral arterial ischemia	041H4ZJ	PX	BYPASS RIGHT EXTERNAL ILIAC ARTERY TO LEFT FEMORAL ARTERY, PERCUTANEOUS ENDOSCOPIC APPROACH
5.3.2	Prior nontraumatic amputation or peripheral vascular procedure (eg, stenting or surgical revascularization), due to peripheral arterial ischemia	041H4ZK	PX	BYPASS RIGHT EXTERNAL ILIAC ARTERY TO BILATERAL FEMORAL ARTERIES, PERCUTANEOUS ENDOSCOPIC APPROACH
5.3.2	Prior nontraumatic amputation or peripheral vascular procedure (eg, stenting or surgical revascularization), due to peripheral arterial ischemia	041J09H	PX	BYPASS LEFT EXTERNAL ILIAC ARTERY TO RIGHT FEMORAL ARTERY WITH AUTOLOGOUS VENOUS TISSUE, OPEN APPROACH
5.3.2	Prior nontraumatic amputation or peripheral vascular procedure (eg, stenting or surgical revascularization), due to peripheral arterial ischemia	041J09J	PX	BYPASS LEFT EXTERNAL ILIAC ARTERY TO LEFT FEMORAL ARTERY WITH AUTOLOGOUS VENOUS TISSUE, OPEN APPROACH
5.3.2	Prior nontraumatic amputation or peripheral vascular procedure (eg, stenting or surgical revascularization), due to peripheral arterial ischemia	041J09K	PX	BYPASS LEFT EXTERNAL ILIAC ARTERY TO BILATERAL FEMORAL ARTERIES WITH AUTOLOGOUS VENOUS TISSUE, OPEN APPROACH
5.3.2	Prior nontraumatic amputation or peripheral vascular procedure (eg, stenting or surgical revascularization), due to peripheral arterial ischemia	041J0AH	PX	BYPASS LEFT EXTERNAL ILIAC ARTERY TO RIGHT FEMORAL ARTERY WITH AUTOLOGOUS ARTERIAL TISSUE, OPEN APPROACH
5.3.2	Prior nontraumatic amputation or peripheral vascular procedure (eg, stenting or surgical revascularization), due to peripheral arterial ischemia	041J0AJ	PX	BYPASS LEFT EXTERNAL ILIAC ARTERY TO LEFT FEMORAL ARTERY WITH AUTOLOGOUS ARTERIAL TISSUE, OPEN APPROACH
5.3.2	Prior nontraumatic amputation or peripheral vascular procedure (eg, stenting or surgical revascularization), due to peripheral arterial ischemia	041J0AK	PX	BYPASS LEFT EXTERNAL ILIAC ARTERY TO BILATERAL FEMORAL ARTERIES WITH AUTOLOGOUS ARTERIAL TISSUE, OPEN APPROACH
5.3.2	Prior nontraumatic amputation or peripheral vascular procedure (eg, stenting or surgical revascularization), due to peripheral arterial ischemia	041J0JH	PX	BYPASS LEFT EXTERNAL ILIAC ARTERY TO RIGHT FEMORAL ARTERY WITH SYNTHETIC SUBSTITUTE, OPEN APPROACH

5.3.2 Prior nontraumatic amputation or peripheral vascular procedure (eg, stenting or surgical revascularization), due to peripheral arterial ischemia	041J0JJ	PX	BYPASS LEFT EXTERNAL ILIAC ARTERY TO LEFT FEMORAL ARTERY WITH SYNTHETIC SUBSTITUTE, OPEN APPROACH
5.3.2 Prior nontraumatic amputation or peripheral vascular procedure (eg, stenting or surgical revascularization), due to peripheral arterial ischemia	041J0JK	PX	BYPASS LEFT EXTERNAL ILIAC ARTERY TO BILATERAL FEMORAL ARTERIES WITH SYNTHETIC SUBSTITUTE, OPEN APPROACH
5.3.2 Prior nontraumatic amputation or peripheral vascular procedure (eg, stenting or surgical revascularization), due to peripheral arterial ischemia	041J0KH	PX	BYPASS LEFT EXTERNAL ILIAC ARTERY TO RIGHT FEMORAL ARTERY WITH NONAUTOLOGOUS TISSUE SUBSTITUTE, OPEN APPROACH
5.3.2 Prior nontraumatic amputation or peripheral vascular procedure (eg, stenting or surgical revascularization), due to peripheral arterial ischemia	041J0KJ	PX	BYPASS LEFT EXTERNAL ILIAC ARTERY TO LEFT FEMORAL ARTERY WITH NONAUTOLOGOUS TISSUE SUBSTITUTE, OPEN APPROACH
5.3.2 Prior nontraumatic amputation or peripheral vascular procedure (eg, stenting or surgical revascularization), due to peripheral arterial ischemia	041J0KK	PX	BYPASS LEFT EXTERNAL ILIAC ARTERY TO BILATERAL FEMORAL ARTERIES WITH NONAUTOLOGOUS TISSUE SUBSTITUTE, OPEN APPROACH
5.3.2 Prior nontraumatic amputation or peripheral vascular procedure (eg, stenting or surgical revascularization), due to peripheral arterial ischemia	041J0ZH	PX	BYPASS LEFT EXTERNAL ILIAC ARTERY TO RIGHT FEMORAL ARTERY, OPEN APPROACH
5.3.2 Prior nontraumatic amputation or peripheral vascular procedure (eg, stenting or surgical revascularization), due to peripheral arterial ischemia	041J0ZJ	PX	BYPASS LEFT EXTERNAL ILIAC ARTERY TO LEFT FEMORAL ARTERY, OPEN APPROACH
5.3.2 Prior nontraumatic amputation or peripheral vascular procedure (eg, stenting or surgical revascularization), due to peripheral arterial ischemia	041J0ZK	PX	BYPASS LEFT EXTERNAL ILIAC ARTERY TO BILATERAL FEMORAL ARTERIES, OPEN APPROACH
5.3.2 Prior nontraumatic amputation or peripheral vascular procedure (eg, stenting or surgical revascularization), due to peripheral arterial ischemia	041J49H	PX	BYPASS LEFT EXTERNAL ILIAC ARTERY TO RIGHT FEMORAL ARTERY WITH AUTOLOGOUS VENOUS TISSUE, PERCUTANEOUS ENDOSCOPIC APPROACH
5.3.2 Prior nontraumatic amputation or peripheral vascular procedure (eg, stenting or surgical revascularization), due to peripheral arterial ischemia	041J49J	PX	BYPASS LEFT EXTERNAL ILIAC ARTERY TO LEFT FEMORAL ARTERY WITH AUTOLOGOUS VENOUS TISSUE, PERCUTANEOUS ENDOSCOPIC APPROACH
5.3.2 Prior nontraumatic amputation or peripheral vascular procedure (eg, stenting or surgical revascularization), due to peripheral arterial ischemia	041J49K	PX	BYPASS LEFT EXTERNAL ILIAC ARTERY TO BILATERAL FEMORAL ARTERIES WITH AUTOLOGOUS VENOUS TISSUE, PERCUTANEOUS ENDOSCOPIC APPROACH
5.3.2 Prior nontraumatic amputation or peripheral vascular procedure (eg, stenting or surgical revascularization), due to peripheral arterial ischemia	041J4AH	PX	BYPASS LEFT EXTERNAL ILIAC ARTERY TO RIGHT FEMORAL ARTERY WITH AUTOLOGOUS ARTERIAL TISSUE, PERCUTANEOUS ENDOSCOPIC APPROACH

5.3.2	Prior nontraumatic amputation or peripheral vascular procedure (eg, stenting or surgical revascularization), due to peripheral arterial ischemia	041J4AJ	PX	BYPASS LEFT EXTERNAL ILIAC ARTERY TO LEFT FEMORAL ARTERY WITH AUTOLOGOUS ARTERIAL TISSUE, PERCUTANEOUS ENDOSCOPIC APPROACH
5.3.2	Prior nontraumatic amputation or peripheral vascular procedure (eg, stenting or surgical revascularization), due to peripheral arterial ischemia	041J4AK	PX	BYPASS LEFT EXTERNAL ILIAC ARTERY TO BILATERAL FEMORAL ARTERIES WITH AUTOLOGOUS ARTERIAL TISSUE, PERCUTANEOUS ENDOSCOPIC APPROACH
5.3.2	Prior nontraumatic amputation or peripheral vascular procedure (eg, stenting or surgical revascularization), due to peripheral arterial ischemia	041J4JH	PX	BYPASS LEFT EXTERNAL ILIAC ARTERY TO RIGHT FEMORAL ARTERY WITH SYNTHETIC SUBSTITUTE, PERCUTANEOUS ENDOSCOPIC APPROACH
5.3.2	Prior nontraumatic amputation or peripheral vascular procedure (eg, stenting or surgical revascularization), due to peripheral arterial ischemia	041J4JJ	PX	BYPASS LEFT EXTERNAL ILIAC ARTERY TO LEFT FEMORAL ARTERY WITH SYNTHETIC SUBSTITUTE, PERCUTANEOUS ENDOSCOPIC APPROACH
5.3.2	Prior nontraumatic amputation or peripheral vascular procedure (eg, stenting or surgical revascularization), due to peripheral arterial ischemia	041J4JK	PX	BYPASS LEFT EXTERNAL ILIAC ARTERY TO BILATERAL FEMORAL ARTERIES WITH SYNTHETIC SUBSTITUTE, PERCUTANEOUS ENDOSCOPIC APPROACH
5.3.2	Prior nontraumatic amputation or peripheral vascular procedure (eg, stenting or surgical revascularization), due to peripheral arterial ischemia	041J4KH	PX	BYPASS LEFT EXTERNAL ILIAC ARTERY TO RIGHT FEMORAL ARTERY WITH NONAUTOLOGOUS TISSUE SUBSTITUTE, PERCUTANEOUS ENDOSCOPIC APPROACH
5.3.2	Prior nontraumatic amputation or peripheral vascular procedure (eg, stenting or surgical revascularization), due to peripheral arterial ischemia	041J4KJ	PX	BYPASS LEFT EXTERNAL ILIAC ARTERY TO LEFT FEMORAL ARTERY WITH NONAUTOLOGOUS TISSUE SUBSTITUTE, PERCUTANEOUS ENDOSCOPIC APPROACH
5.3.2	Prior nontraumatic amputation or peripheral vascular procedure (eg, stenting or surgical revascularization), due to peripheral arterial ischemia	041J4KK	PX	BYPASS LEFT EXTERNAL ILIAC ARTERY TO BILATERAL FEMORAL ARTERIES WITH NONAUTOLOGOUS TISSUE SUBSTITUTE, PERCUTANEOUS ENDOSCOPIC APPROACH
5.3.2	Prior nontraumatic amputation or peripheral vascular procedure (eg, stenting or surgical revascularization), due to peripheral arterial ischemia	041J4ZH	PX	BYPASS LEFT EXTERNAL ILIAC ARTERY TO RIGHT FEMORAL ARTERY, PERCUTANEOUS ENDOSCOPIC APPROACH
5.3.2	Prior nontraumatic amputation or peripheral vascular procedure (eg, stenting or surgical revascularization), due to peripheral arterial ischemia	041J4ZJ	PX	BYPASS LEFT EXTERNAL ILIAC ARTERY TO LEFT FEMORAL ARTERY, PERCUTANEOUS ENDOSCOPIC APPROACH
5.3.2	Prior nontraumatic amputation or peripheral vascular procedure (eg, stenting or surgical revascularization), due to peripheral arterial ischemia	041J4ZK	PX	BYPASS LEFT EXTERNAL ILIAC ARTERY TO BILATERAL FEMORAL ARTERIES, PERCUTANEOUS ENDOSCOPIC APPROACH
5.3.2	Prior nontraumatic amputation or peripheral vascular procedure (eg, stenting or surgical revascularization), due to peripheral arterial ischemia	041K09H	PX	BYPASS RIGHT FEMORAL ARTERY TO RIGHT FEMORAL ARTERY WITH AUTOLOGOUS VENOUS TISSUE, OPEN APPROACH

5.3.2 Prior nontraumatic amputation or peripheral vascular procedure (eg, stenting or surgical revascularization), due to peripheral arterial ischemia	041K09J	PX	BYPASS RIGHT FEMORAL ARTERY TO LEFT FEMORAL ARTERY WITH AUTOLOGOUS VENOUS TISSUE, OPEN APPROACH
5.3.2 Prior nontraumatic amputation or peripheral vascular procedure (eg, stenting or surgical revascularization), due to peripheral arterial ischemia	041K09K	PX	BYPASS RIGHT FEMORAL ARTERY TO BILATERAL FEMORAL ARTERIES WITH AUTOLOGOUS VENOUS TISSUE, OPEN APPROACH
5.3.2 Prior nontraumatic amputation or peripheral vascular procedure (eg, stenting or surgical revascularization), due to peripheral arterial ischemia	041K09L	PX	BYPASS RIGHT FEMORAL ARTERY TO POPLITEAL ARTERY WITH AUTOLOGOUS VENOUS TISSUE, OPEN APPROACH
5.3.2 Prior nontraumatic amputation or peripheral vascular procedure (eg, stenting or surgical revascularization), due to peripheral arterial ischemia	041K09M	PX	BYPASS RIGHT FEMORAL ARTERY TO PERONEAL ARTERY WITH AUTOLOGOUS VENOUS TISSUE, OPEN APPROACH
5.3.2 Prior nontraumatic amputation or peripheral vascular procedure (eg, stenting or surgical revascularization), due to peripheral arterial ischemia	041K09N	PX	BYPASS RIGHT FEMORAL ARTERY TO POSTERIOR TIBIAL ARTERY WITH AUTOLOGOUS VENOUS TISSUE, OPEN APPROACH
5.3.2 Prior nontraumatic amputation or peripheral vascular procedure (eg, stenting or surgical revascularization), due to peripheral arterial ischemia	041K09P	PX	BYPASS RIGHT FEMORAL ARTERY TO FOOT ARTERY WITH AUTOLOGOUS VENOUS TISSUE, OPEN APPROACH
5.3.2 Prior nontraumatic amputation or peripheral vascular procedure (eg, stenting or surgical revascularization), due to peripheral arterial ischemia	041K09Q	PX	BYPASS RIGHT FEMORAL ARTERY TO LOWER EXTREMITY ARTERY WITH AUTOLOGOUS VENOUS TISSUE, OPEN APPROACH
5.3.2 Prior nontraumatic amputation or peripheral vascular procedure (eg, stenting or surgical revascularization), due to peripheral arterial ischemia	041K09S	PX	BYPASS RIGHT FEMORAL ARTERY TO LOWER EXTREMITY VEIN WITH AUTOLOGOUS VENOUS TISSUE, OPEN APPROACH
5.3.2 Prior nontraumatic amputation or peripheral vascular procedure (eg, stenting or surgical revascularization), due to peripheral arterial ischemia	041K0AH	PX	BYPASS RIGHT FEMORAL ARTERY TO RIGHT FEMORAL ARTERY WITH AUTOLOGOUS ARTERIAL TISSUE, OPEN APPROACH
5.3.2 Prior nontraumatic amputation or peripheral vascular procedure (eg, stenting or surgical revascularization), due to peripheral arterial ischemia	041K0AJ	PX	BYPASS RIGHT FEMORAL ARTERY TO LEFT FEMORAL ARTERY WITH AUTOLOGOUS ARTERIAL TISSUE, OPEN APPROACH
5.3.2 Prior nontraumatic amputation or peripheral vascular procedure (eg, stenting or surgical revascularization), due to peripheral arterial ischemia	041K0AK	PX	BYPASS RIGHT FEMORAL ARTERY TO BILATERAL FEMORAL ARTERIES WITH AUTOLOGOUS ARTERIAL TISSUE, OPEN APPROACH
5.3.2 Prior nontraumatic amputation or peripheral vascular procedure (eg, stenting or surgical revascularization), due to peripheral arterial ischemia	041K0AL	PX	BYPASS RIGHT FEMORAL ARTERY TO POPLITEAL ARTERY WITH AUTOLOGOUS ARTERIAL TISSUE, OPEN APPROACH

5.3.2	Prior nontraumatic amputation or peripheral vascular procedure (eg, stenting or surgical revascularization), due to peripheral arterial ischemia	041K0AM	PX	BYPASS RIGHT FEMORAL ARTERY TO PERONEAL ARTERY WITH AUTOLOGOUS ARTERIAL TISSUE, OPEN APPROACH
5.3.2	Prior nontraumatic amputation or peripheral vascular procedure (eg, stenting or surgical revascularization), due to peripheral arterial ischemia	041K0AN	PX	BYPASS RIGHT FEMORAL ARTERY TO POSTERIOR TIBIAL ARTERY WITH AUTOLOGOUS ARTERIAL TISSUE, OPEN APPROACH
5.3.2	Prior nontraumatic amputation or peripheral vascular procedure (eg, stenting or surgical revascularization), due to peripheral arterial ischemia	041K0AP	PX	BYPASS RIGHT FEMORAL ARTERY TO FOOT ARTERY WITH AUTOLOGOUS ARTERIAL TISSUE, OPEN APPROACH
5.3.2	Prior nontraumatic amputation or peripheral vascular procedure (eg, stenting or surgical revascularization), due to peripheral arterial ischemia	041K0AQ	PX	BYPASS RIGHT FEMORAL ARTERY TO LOWER EXTREMITY ARTERY WITH AUTOLOGOUS ARTERIAL TISSUE, OPEN APPROACH
5.3.2	Prior nontraumatic amputation or peripheral vascular procedure (eg, stenting or surgical revascularization), due to peripheral arterial ischemia	041K0AS	PX	BYPASS RIGHT FEMORAL ARTERY TO LOWER EXTREMITY VEIN WITH AUTOLOGOUS ARTERIAL TISSUE, OPEN APPROACH
5.3.2	Prior nontraumatic amputation or peripheral vascular procedure (eg, stenting or surgical revascularization), due to peripheral arterial ischemia	041K0JH	PX	BYPASS RIGHT FEMORAL ARTERY TO RIGHT FEMORAL ARTERY WITH SYNTHETIC SUBSTITUTE, OPEN APPROACH
5.3.2	Prior nontraumatic amputation or peripheral vascular procedure (eg, stenting or surgical revascularization), due to peripheral arterial ischemia	041K0JJ	PX	BYPASS RIGHT FEMORAL ARTERY TO LEFT FEMORAL ARTERY WITH SYNTHETIC SUBSTITUTE, OPEN APPROACH
5.3.2	Prior nontraumatic amputation or peripheral vascular procedure (eg, stenting or surgical revascularization), due to peripheral arterial ischemia	041K0JK	PX	BYPASS RIGHT FEMORAL ARTERY TO BILATERAL FEMORAL ARTERIES WITH SYNTHETIC SUBSTITUTE, OPEN APPROACH
5.3.2	Prior nontraumatic amputation or peripheral vascular procedure (eg, stenting or surgical revascularization), due to peripheral arterial ischemia	041K0JL	PX	BYPASS RIGHT FEMORAL ARTERY TO POPLITEAL ARTERY WITH SYNTHETIC SUBSTITUTE, OPEN APPROACH
5.3.2	Prior nontraumatic amputation or peripheral vascular procedure (eg, stenting or surgical revascularization), due to peripheral arterial ischemia	041K0JM	PX	BYPASS RIGHT FEMORAL ARTERY TO PERONEAL ARTERY WITH SYNTHETIC SUBSTITUTE, OPEN APPROACH
5.3.2	Prior nontraumatic amputation or peripheral vascular procedure (eg, stenting or surgical revascularization), due to peripheral arterial ischemia	041K0JN	PX	BYPASS RIGHT FEMORAL ARTERY TO POSTERIOR TIBIAL ARTERY WITH SYNTHETIC SUBSTITUTE, OPEN APPROACH
5.3.2	Prior nontraumatic amputation or peripheral vascular procedure (eg, stenting or surgical revascularization), due to peripheral arterial ischemia	041K0JP	PX	BYPASS RIGHT FEMORAL ARTERY TO FOOT ARTERY WITH SYNTHETIC SUBSTITUTE, OPEN APPROACH

5.3.2 Prior nontraumatic amputation or peripheral vascular procedure (eg, stenting or surgical revascularization), due to peripheral arterial ischemia	041K0JQ	PX	BYPASS RIGHT FEMORAL ARTERY TO LOWER EXTREMITY ARTERY WITH SYNTHETIC SUBSTITUTE, OPEN APPROACH
5.3.2 Prior nontraumatic amputation or peripheral vascular procedure (eg, stenting or surgical revascularization), due to peripheral arterial ischemia	041K0JS	PX	BYPASS RIGHT FEMORAL ARTERY TO LOWER EXTREMITY VEIN WITH SYNTHETIC SUBSTITUTE, OPEN APPROACH
5.3.2 Prior nontraumatic amputation or peripheral vascular procedure (eg, stenting or surgical revascularization), due to peripheral arterial ischemia	041K0KH	PX	BYPASS RIGHT FEMORAL ARTERY TO RIGHT FEMORAL ARTERY WITH NONAUTOLOGOUS TISSUE SUBSTITUTE, OPEN APPROACH
5.3.2 Prior nontraumatic amputation or peripheral vascular procedure (eg, stenting or surgical revascularization), due to peripheral arterial ischemia	041K0KJ	PX	BYPASS RIGHT FEMORAL ARTERY TO LEFT FEMORAL ARTERY WITH NONAUTOLOGOUS TISSUE SUBSTITUTE, OPEN APPROACH
5.3.2 Prior nontraumatic amputation or peripheral vascular procedure (eg, stenting or surgical revascularization), due to peripheral arterial ischemia	041K0KK	PX	BYPASS RIGHT FEMORAL ARTERY TO BILATERAL FEMORAL ARTERIES WITH NONAUTOLOGOUS TISSUE SUBSTITUTE, OPEN APPROACH
5.3.2 Prior nontraumatic amputation or peripheral vascular procedure (eg, stenting or surgical revascularization), due to peripheral arterial ischemia	041K0KL	PX	BYPASS RIGHT FEMORAL ARTERY TO POPLITEAL ARTERY WITH NONAUTOLOGOUS TISSUE SUBSTITUTE, OPEN APPROACH
5.3.2 Prior nontraumatic amputation or peripheral vascular procedure (eg, stenting or surgical revascularization), due to peripheral arterial ischemia	041K0KM	PX	BYPASS RIGHT FEMORAL ARTERY TO PERONEAL ARTERY WITH NONAUTOLOGOUS TISSUE SUBSTITUTE, OPEN APPROACH
5.3.2 Prior nontraumatic amputation or peripheral vascular procedure (eg, stenting or surgical revascularization), due to peripheral arterial ischemia	041K0KN	PX	BYPASS RIGHT FEMORAL ARTERY TO POSTERIOR TIBIAL ARTERY WITH NONAUTOLOGOUS TISSUE SUBSTITUTE, OPEN APPROACH
5.3.2 Prior nontraumatic amputation or peripheral vascular procedure (eg, stenting or surgical revascularization), due to peripheral arterial ischemia	041K0KP	PX	BYPASS RIGHT FEMORAL ARTERY TO FOOT ARTERY WITH NONAUTOLOGOUS TISSUE SUBSTITUTE, OPEN APPROACH
5.3.2 Prior nontraumatic amputation or peripheral vascular procedure (eg, stenting or surgical revascularization), due to peripheral arterial ischemia	041K0KQ	PX	BYPASS RIGHT FEMORAL ARTERY TO LOWER EXTREMITY ARTERY WITH NONAUTOLOGOUS TISSUE SUBSTITUTE, OPEN APPROACH
5.3.2 Prior nontraumatic amputation or peripheral vascular procedure (eg, stenting or surgical revascularization), due to peripheral arterial ischemia	041K0KS	PX	BYPASS RIGHT FEMORAL ARTERY TO LOWER EXTREMITY VEIN WITH NONAUTOLOGOUS TISSUE SUBSTITUTE, OPEN APPROACH
5.3.2 Prior nontraumatic amputation or peripheral vascular procedure (eg, stenting or surgical revascularization), due to peripheral arterial ischemia	041K0ZH	PX	BYPASS RIGHT FEMORAL ARTERY TO RIGHT FEMORAL ARTERY, OPEN APPROACH

5.3.2	Prior nontraumatic amputation or peripheral vascular procedure (eg, stenting or surgical revascularization), due to peripheral arterial ischemia	041K0ZJ	PX	BYPASS RIGHT FEMORAL ARTERY TO LEFT FEMORAL ARTERY, OPEN APPROACH
5.3.2	Prior nontraumatic amputation or peripheral vascular procedure (eg, stenting or surgical revascularization), due to peripheral arterial ischemia	041K0ZK	PX	BYPASS RIGHT FEMORAL ARTERY TO BILATERAL FEMORAL ARTERIES, OPEN APPROACH
5.3.2	Prior nontraumatic amputation or peripheral vascular procedure (eg, stenting or surgical revascularization), due to peripheral arterial ischemia	041K0ZL	PX	BYPASS RIGHT FEMORAL ARTERY TO POPLITEAL ARTERY, OPEN APPROACH
5.3.2	Prior nontraumatic amputation or peripheral vascular procedure (eg, stenting or surgical revascularization), due to peripheral arterial ischemia	041K0ZM	PX	BYPASS RIGHT FEMORAL ARTERY TO PERONEAL ARTERY, OPEN APPROACH
5.3.2	Prior nontraumatic amputation or peripheral vascular procedure (eg, stenting or surgical revascularization), due to peripheral arterial ischemia	041K0ZN	PX	BYPASS RIGHT FEMORAL ARTERY TO POSTERIOR TIBIAL ARTERY, OPEN APPROACH
5.3.2	Prior nontraumatic amputation or peripheral vascular procedure (eg, stenting or surgical revascularization), due to peripheral arterial ischemia	041K0ZP	PX	BYPASS RIGHT FEMORAL ARTERY TO FOOT ARTERY, OPEN APPROACH
5.3.2	Prior nontraumatic amputation or peripheral vascular procedure (eg, stenting or surgical revascularization), due to peripheral arterial ischemia	041K0ZQ	PX	BYPASS RIGHT FEMORAL ARTERY TO LOWER EXTREMITY ARTERY, OPEN APPROACH
5.3.2	Prior nontraumatic amputation or peripheral vascular procedure (eg, stenting or surgical revascularization), due to peripheral arterial ischemia	041K0ZS	PX	BYPASS RIGHT FEMORAL ARTERY TO LOWER EXTREMITY VEIN, OPEN APPROACH
5.3.2	Prior nontraumatic amputation or peripheral vascular procedure (eg, stenting or surgical revascularization), due to peripheral arterial ischemia	041K49H	PX	BYPASS RIGHT FEMORAL ARTERY TO RIGHT FEMORAL ARTERY WITH AUTOLOGOUS VENOUS TISSUE, PERCUTANEOUS ENDOSCOPIC APPROACH
5.3.2	Prior nontraumatic amputation or peripheral vascular procedure (eg, stenting or surgical revascularization), due to peripheral arterial ischemia	041K49J	PX	BYPASS RIGHT FEMORAL ARTERY TO LEFT FEMORAL ARTERY WITH AUTOLOGOUS VENOUS TISSUE, PERCUTANEOUS ENDOSCOPIC APPROACH
5.3.2	Prior nontraumatic amputation or peripheral vascular procedure (eg, stenting or surgical revascularization), due to peripheral arterial ischemia	041K49K	PX	BYPASS RIGHT FEMORAL ARTERY TO BILATERAL FEMORAL ARTERIES WITH AUTOLOGOUS VENOUS TISSUE, PERCUTANEOUS ENDOSCOPIC APPROACH
5.3.2	Prior nontraumatic amputation or peripheral vascular procedure (eg, stenting or surgical revascularization), due to peripheral arterial ischemia	041K49L	PX	BYPASS RIGHT FEMORAL ARTERY TO POPLITEAL ARTERY WITH AUTOLOGOUS VENOUS TISSUE, PERCUTANEOUS ENDOSCOPIC APPROACH

5.3.2	Prior nontraumatic amputation or peripheral vascular procedure (eg, stenting or surgical revascularization), due to peripheral arterial ischemia	041K49M	PX	BYPASS RIGHT FEMORAL ARTERY TO PERONEAL ARTERY WITH AUTOLOGOUS VENOUS TISSUE, PERCUTANEOUS ENDOSCOPIC APPROACH
5.3.2	Prior nontraumatic amputation or peripheral vascular procedure (eg, stenting or surgical revascularization), due to peripheral arterial ischemia	041K49N	PX	BYPASS RIGHT FEMORAL ARTERY TO POSTERIOR TIBIAL ARTERY WITH AUTOLOGOUS VENOUS TISSUE, PERCUTANEOUS ENDOSCOPIC APPROACH
5.3.2	Prior nontraumatic amputation or peripheral vascular procedure (eg, stenting or surgical revascularization), due to peripheral arterial ischemia	041K49P	PX	BYPASS RIGHT FEMORAL ARTERY TO FOOT ARTERY WITH AUTOLOGOUS VENOUS TISSUE, PERCUTANEOUS ENDOSCOPIC APPROACH
5.3.2	Prior nontraumatic amputation or peripheral vascular procedure (eg, stenting or surgical revascularization), due to peripheral arterial ischemia	041K49Q	PX	BYPASS RIGHT FEMORAL ARTERY TO LOWER EXTREMITY ARTERY WITH AUTOLOGOUS VENOUS TISSUE, PERCUTANEOUS ENDOSCOPIC APPROACH
5.3.2	Prior nontraumatic amputation or peripheral vascular procedure (eg, stenting or surgical revascularization), due to peripheral arterial ischemia	041K49S	PX	BYPASS RIGHT FEMORAL ARTERY TO LOWER EXTREMITY VEIN WITH AUTOLOGOUS VENOUS TISSUE, PERCUTANEOUS ENDOSCOPIC APPROACH
5.3.2	Prior nontraumatic amputation or peripheral vascular procedure (eg, stenting or surgical revascularization), due to peripheral arterial ischemia	041K4AH	PX	BYPASS RIGHT FEMORAL ARTERY TO RIGHT FEMORAL ARTERY WITH AUTOLOGOUS ARTERIAL TISSUE, PERCUTANEOUS ENDOSCOPIC APPROACH
5.3.2	Prior nontraumatic amputation or peripheral vascular procedure (eg, stenting or surgical revascularization), due to peripheral arterial ischemia	041K4AJ	PX	BYPASS RIGHT FEMORAL ARTERY TO LEFT FEMORAL ARTERY WITH AUTOLOGOUS ARTERIAL TISSUE, PERCUTANEOUS ENDOSCOPIC APPROACH
5.3.2	Prior nontraumatic amputation or peripheral vascular procedure (eg, stenting or surgical revascularization), due to peripheral arterial ischemia	041K4AK	PX	BYPASS RIGHT FEMORAL ARTERY TO BILATERAL FEMORAL ARTERIES WITH AUTOLOGOUS ARTERIAL TISSUE, PERCUTANEOUS ENDOSCOPIC APPROACH
5.3.2	Prior nontraumatic amputation or peripheral vascular procedure (eg, stenting or surgical revascularization), due to peripheral arterial ischemia	041K4AL	PX	BYPASS RIGHT FEMORAL ARTERY TO POPLITEAL ARTERY WITH AUTOLOGOUS ARTERIAL TISSUE, PERCUTANEOUS ENDOSCOPIC APPROACH
5.3.2	Prior nontraumatic amputation or peripheral vascular procedure (eg, stenting or surgical revascularization), due to peripheral arterial ischemia	041K4AM	PX	BYPASS RIGHT FEMORAL ARTERY TO PERONEAL ARTERY WITH AUTOLOGOUS ARTERIAL TISSUE, PERCUTANEOUS ENDOSCOPIC APPROACH
5.3.2	Prior nontraumatic amputation or peripheral vascular procedure (eg, stenting or surgical revascularization), due to peripheral arterial ischemia	041K4AN	PX	BYPASS RIGHT FEMORAL ARTERY TO POSTERIOR TIBIAL ARTERY WITH AUTOLOGOUS ARTERIAL TISSUE, PERCUTANEOUS ENDOSCOPIC APPROACH
5.3.2	Prior nontraumatic amputation or peripheral vascular procedure (eg, stenting or surgical revascularization), due to peripheral arterial ischemia	041K4AP	PX	BYPASS RIGHT FEMORAL ARTERY TO FOOT ARTERY WITH AUTOLOGOUS ARTERIAL TISSUE, PERCUTANEOUS ENDOSCOPIC APPROACH

5.3.2	Prior nontraumatic amputation or peripheral vascular procedure (eg, stenting or surgical revascularization), due to peripheral arterial ischemia	041K4AQ	PX	BYPASS RIGHT FEMORAL ARTERY TO LOWER EXTREMITY ARTERY WITH AUTOLOGOUS ARTERIAL TISSUE, PERCUTANEOUS ENDOSCOPIC APPROACH
5.3.2	Prior nontraumatic amputation or peripheral vascular procedure (eg, stenting or surgical revascularization), due to peripheral arterial ischemia	041K4AS	PX	BYPASS RIGHT FEMORAL ARTERY TO LOWER EXTREMITY VEIN WITH AUTOLOGOUS ARTERIAL TISSUE, PERCUTANEOUS ENDOSCOPIC APPROACH
5.3.2	Prior nontraumatic amputation or peripheral vascular procedure (eg, stenting or surgical revascularization), due to peripheral arterial ischemia	041K4JH	PX	BYPASS RIGHT FEMORAL ARTERY TO RIGHT FEMORAL ARTERY WITH SYNTHETIC SUBSTITUTE, PERCUTANEOUS ENDOSCOPIC APPROACH
5.3.2	Prior nontraumatic amputation or peripheral vascular procedure (eg, stenting or surgical revascularization), due to peripheral arterial ischemia	041K4JJ	PX	BYPASS RIGHT FEMORAL ARTERY TO LEFT FEMORAL ARTERY WITH SYNTHETIC SUBSTITUTE, PERCUTANEOUS ENDOSCOPIC APPROACH
5.3.2	Prior nontraumatic amputation or peripheral vascular procedure (eg, stenting or surgical revascularization), due to peripheral arterial ischemia	041K4JK	PX	BYPASS RIGHT FEMORAL ARTERY TO BILATERAL FEMORAL ARTERIES WITH SYNTHETIC SUBSTITUTE, PERCUTANEOUS ENDOSCOPIC APPROACH
5.3.2	Prior nontraumatic amputation or peripheral vascular procedure (eg, stenting or surgical revascularization), due to peripheral arterial ischemia	041K4JL	PX	BYPASS RIGHT FEMORAL ARTERY TO POPLITEAL ARTERY WITH SYNTHETIC SUBSTITUTE, PERCUTANEOUS ENDOSCOPIC APPROACH
5.3.2	Prior nontraumatic amputation or peripheral vascular procedure (eg, stenting or surgical revascularization), due to peripheral arterial ischemia	041K4JM	PX	BYPASS RIGHT FEMORAL ARTERY TO PERONEAL ARTERY WITH SYNTHETIC SUBSTITUTE, PERCUTANEOUS ENDOSCOPIC APPROACH
5.3.2	Prior nontraumatic amputation or peripheral vascular procedure (eg, stenting or surgical revascularization), due to peripheral arterial ischemia	041K4JN	PX	BYPASS RIGHT FEMORAL ARTERY TO POSTERIOR TIBIAL ARTERY WITH SYNTHETIC SUBSTITUTE, PERCUTANEOUS ENDOSCOPIC APPROACH
5.3.2	Prior nontraumatic amputation or peripheral vascular procedure (eg, stenting or surgical revascularization), due to peripheral arterial ischemia	041K4JP	PX	BYPASS RIGHT FEMORAL ARTERY TO FOOT ARTERY WITH SYNTHETIC SUBSTITUTE, PERCUTANEOUS ENDOSCOPIC APPROACH
5.3.2	Prior nontraumatic amputation or peripheral vascular procedure (eg, stenting or surgical revascularization), due to peripheral arterial ischemia	041K4JQ	PX	BYPASS RIGHT FEMORAL ARTERY TO LOWER EXTREMITY ARTERY WITH SYNTHETIC SUBSTITUTE, PERCUTANEOUS ENDOSCOPIC APPROACH
5.3.2	Prior nontraumatic amputation or peripheral vascular procedure (eg, stenting or surgical revascularization), due to peripheral arterial ischemia	041K4JS	PX	BYPASS RIGHT FEMORAL ARTERY TO LOWER EXTREMITY VEIN WITH SYNTHETIC SUBSTITUTE, PERCUTANEOUS ENDOSCOPIC APPROACH
5.3.2	Prior nontraumatic amputation or peripheral vascular procedure (eg, stenting or surgical revascularization), due to peripheral arterial ischemia	041K4KH	PX	BYPASS RIGHT FEMORAL ARTERY TO RIGHT FEMORAL ARTERY WITH NONAUTOLOGOUS TISSUE SUBSTITUTE, PERCUTANEOUS ENDOSCOPIC APPROACH

5.3.2	Prior nontraumatic amputation or peripheral vascular procedure (eg, stenting or surgical revascularization), due to peripheral arterial ischemia	041K4KJ	PX	BYPASS RIGHT FEMORAL ARTERY TO LEFT FEMORAL ARTERY WITH NONAUTOLOGOUS TISSUE SUBSTITUTE, PERCUTANEOUS ENDOSCOPIC APPROACH
5.3.2	Prior nontraumatic amputation or peripheral vascular procedure (eg, stenting or surgical revascularization), due to peripheral arterial ischemia	041K4KK	PX	BYPASS RIGHT FEMORAL ARTERY TO BILATERAL FEMORAL ARTERIES WITH NONAUTOLOGOUS TISSUE SUBSTITUTE, PERCUTANEOUS ENDOSCOPIC APPROACH
5.3.2	Prior nontraumatic amputation or peripheral vascular procedure (eg, stenting or surgical revascularization), due to peripheral arterial ischemia	041K4KL	PX	BYPASS RIGHT FEMORAL ARTERY TO POPLITEAL ARTERY WITH NONAUTOLOGOUS TISSUE SUBSTITUTE, PERCUTANEOUS ENDOSCOPIC APPROACH
5.3.2	Prior nontraumatic amputation or peripheral vascular procedure (eg, stenting or surgical revascularization), due to peripheral arterial ischemia	041K4KM	PX	BYPASS RIGHT FEMORAL ARTERY TO PERONEAL ARTERY WITH NONAUTOLOGOUS TISSUE SUBSTITUTE, PERCUTANEOUS ENDOSCOPIC APPROACH
5.3.2	Prior nontraumatic amputation or peripheral vascular procedure (eg, stenting or surgical revascularization), due to peripheral arterial ischemia	041K4KN	PX	BYPASS RIGHT FEMORAL ARTERY TO POSTERIOR TIBIAL ARTERY WITH NONAUTOLOGOUS TISSUE SUBSTITUTE, PERCUTANEOUS ENDOSCOPIC APPROACH
5.3.2	Prior nontraumatic amputation or peripheral vascular procedure (eg, stenting or surgical revascularization), due to peripheral arterial ischemia	041K4KP	PX	BYPASS RIGHT FEMORAL ARTERY TO FOOT ARTERY WITH NONAUTOLOGOUS TISSUE SUBSTITUTE, PERCUTANEOUS ENDOSCOPIC APPROACH
5.3.2	Prior nontraumatic amputation or peripheral vascular procedure (eg, stenting or surgical revascularization), due to peripheral arterial ischemia	041K4KQ	PX	BYPASS RIGHT FEMORAL ARTERY TO LOWER EXTREMITY ARTERY WITH NONAUTOLOGOUS TISSUE SUBSTITUTE, PERCUTANEOUS ENDOSCOPIC APPROACH
5.3.2	Prior nontraumatic amputation or peripheral vascular procedure (eg, stenting or surgical revascularization), due to peripheral arterial ischemia	041K4KS	PX	BYPASS RIGHT FEMORAL ARTERY TO LOWER EXTREMITY VEIN WITH NONAUTOLOGOUS TISSUE SUBSTITUTE, PERCUTANEOUS ENDOSCOPIC APPROACH
5.3.2	Prior nontraumatic amputation or peripheral vascular procedure (eg, stenting or surgical revascularization), due to peripheral arterial ischemia	041K4ZH	PX	BYPASS RIGHT FEMORAL ARTERY TO RIGHT FEMORAL ARTERY, PERCUTANEOUS ENDOSCOPIC APPROACH
5.3.2	Prior nontraumatic amputation or peripheral vascular procedure (eg, stenting or surgical revascularization), due to peripheral arterial ischemia	041K4ZJ	PX	BYPASS RIGHT FEMORAL ARTERY TO LEFT FEMORAL ARTERY, PERCUTANEOUS ENDOSCOPIC APPROACH
5.3.2	Prior nontraumatic amputation or peripheral vascular procedure (eg, stenting or surgical revascularization), due to peripheral arterial ischemia	041K4ZK	PX	BYPASS RIGHT FEMORAL ARTERY TO BILATERAL FEMORAL ARTERIES, PERCUTANEOUS ENDOSCOPIC APPROACH
5.3.2	Prior nontraumatic amputation or peripheral vascular procedure (eg, stenting or surgical revascularization), due to peripheral arterial ischemia	041K4ZL	PX	BYPASS RIGHT FEMORAL ARTERY TO POPLITEAL ARTERY, PERCUTANEOUS ENDOSCOPIC APPROACH

5.3.2	Prior nontraumatic amputation or peripheral vascular procedure (eg, stenting or surgical revascularization), due to peripheral arterial ischemia	041K4ZM	PX	BYPASS RIGHT FEMORAL ARTERY TO PERONEAL ARTERY, PERCUTANEOUS ENDOSCOPIC APPROACH
5.3.2	Prior nontraumatic amputation or peripheral vascular procedure (eg, stenting or surgical revascularization), due to peripheral arterial ischemia	041K4ZN	PX	BYPASS RIGHT FEMORAL ARTERY TO POSTERIOR TIBIAL ARTERY, PERCUTANEOUS ENDOSCOPIC APPROACH
5.3.2	Prior nontraumatic amputation or peripheral vascular procedure (eg, stenting or surgical revascularization), due to peripheral arterial ischemia	041K4ZP	PX	BYPASS RIGHT FEMORAL ARTERY TO FOOT ARTERY, PERCUTANEOUS ENDOSCOPIC APPROACH
5.3.2	Prior nontraumatic amputation or peripheral vascular procedure (eg, stenting or surgical revascularization), due to peripheral arterial ischemia	041K4ZQ	PX	BYPASS RIGHT FEMORAL ARTERY TO LOWER EXTREMITY ARTERY, PERCUTANEOUS ENDOSCOPIC APPROACH
5.3.2	Prior nontraumatic amputation or peripheral vascular procedure (eg, stenting or surgical revascularization), due to peripheral arterial ischemia	041K4ZS	PX	BYPASS RIGHT FEMORAL ARTERY TO LOWER EXTREMITY VEIN, PERCUTANEOUS ENDOSCOPIC APPROACH
5.3.2	Prior nontraumatic amputation or peripheral vascular procedure (eg, stenting or surgical revascularization), due to peripheral arterial ischemia	041L09H	PX	BYPASS LEFT FEMORAL ARTERY TO RIGHT FEMORAL ARTERY WITH AUTOLOGOUS VENOUS TISSUE, OPEN APPROACH
5.3.2	Prior nontraumatic amputation or peripheral vascular procedure (eg, stenting or surgical revascularization), due to peripheral arterial ischemia	041L09J	PX	BYPASS LEFT FEMORAL ARTERY TO LEFT FEMORAL ARTERY WITH AUTOLOGOUS VENOUS TISSUE, OPEN APPROACH
5.3.2	Prior nontraumatic amputation or peripheral vascular procedure (eg, stenting or surgical revascularization), due to peripheral arterial ischemia	041L09K	PX	BYPASS LEFT FEMORAL ARTERY TO BILATERAL FEMORAL ARTERIES WITH AUTOLOGOUS VENOUS TISSUE, OPEN APPROACH
5.3.2	Prior nontraumatic amputation or peripheral vascular procedure (eg, stenting or surgical revascularization), due to peripheral arterial ischemia	041L09L	PX	BYPASS LEFT FEMORAL ARTERY TO POPLITEAL ARTERY WITH AUTOLOGOUS VENOUS TISSUE, OPEN APPROACH
5.3.2	Prior nontraumatic amputation or peripheral vascular procedure (eg, stenting or surgical revascularization), due to peripheral arterial ischemia	041L09M	PX	BYPASS LEFT FEMORAL ARTERY TO PERONEAL ARTERY WITH AUTOLOGOUS VENOUS TISSUE, OPEN APPROACH
5.3.2	Prior nontraumatic amputation or peripheral vascular procedure (eg, stenting or surgical revascularization), due to peripheral arterial ischemia	041L09N	PX	BYPASS LEFT FEMORAL ARTERY TO POSTERIOR TIBIAL ARTERY WITH AUTOLOGOUS VENOUS TISSUE, OPEN APPROACH
5.3.2	Prior nontraumatic amputation or peripheral vascular procedure (eg, stenting or surgical revascularization), due to peripheral arterial ischemia	041L09P	PX	BYPASS LEFT FEMORAL ARTERY TO FOOT ARTERY WITH AUTOLOGOUS VENOUS TISSUE, OPEN APPROACH

5.3.2	Prior nontraumatic amputation or peripheral vascular procedure (eg, stenting or surgical revascularization), due to peripheral arterial ischemia	041L09Q	PX	BYPASS LEFT FEMORAL ARTERY TO LOWER EXTREMITY ARTERY WITH AUTOLOGOUS VENOUS TISSUE, OPEN APPROACH
5.3.2	Prior nontraumatic amputation or peripheral vascular procedure (eg, stenting or surgical revascularization), due to peripheral arterial ischemia	041L09S	PX	BYPASS LEFT FEMORAL ARTERY TO LOWER EXTREMITY VEIN WITH AUTOLOGOUS VENOUS TISSUE, OPEN APPROACH
5.3.2	Prior nontraumatic amputation or peripheral vascular procedure (eg, stenting or surgical revascularization), due to peripheral arterial ischemia	041LOAH	PX	BYPASS LEFT FEMORAL ARTERY TO RIGHT FEMORAL ARTERY WITH AUTOLOGOUS ARTERIAL TISSUE, OPEN APPROACH
5.3.2	Prior nontraumatic amputation or peripheral vascular procedure (eg, stenting or surgical revascularization), due to peripheral arterial ischemia	041LOAJ	PX	BYPASS LEFT FEMORAL ARTERY TO LEFT FEMORAL ARTERY WITH AUTOLOGOUS ARTERIAL TISSUE, OPEN APPROACH
5.3.2	Prior nontraumatic amputation or peripheral vascular procedure (eg, stenting or surgical revascularization), due to peripheral arterial ischemia	041LOAK	PX	BYPASS LEFT FEMORAL ARTERY TO BILATERAL FEMORAL ARTERIES WITH AUTOLOGOUS ARTERIAL TISSUE, OPEN APPROACH
5.3.2	Prior nontraumatic amputation or peripheral vascular procedure (eg, stenting or surgical revascularization), due to peripheral arterial ischemia	041LOAL	PX	BYPASS LEFT FEMORAL ARTERY TO POPLITEAL ARTERY WITH AUTOLOGOUS ARTERIAL TISSUE, OPEN APPROACH
5.3.2	Prior nontraumatic amputation or peripheral vascular procedure (eg, stenting or surgical revascularization), due to peripheral arterial ischemia	041LOAM	PX	BYPASS LEFT FEMORAL ARTERY TO PERONEAL ARTERY WITH AUTOLOGOUS ARTERIAL TISSUE, OPEN APPROACH
5.3.2	Prior nontraumatic amputation or peripheral vascular procedure (eg, stenting or surgical revascularization), due to peripheral arterial ischemia	041LOAN	PX	BYPASS LEFT FEMORAL ARTERY TO POSTERIOR TIBIAL ARTERY WITH AUTOLOGOUS ARTERIAL TISSUE, OPEN APPROACH
5.3.2	Prior nontraumatic amputation or peripheral vascular procedure (eg, stenting or surgical revascularization), due to peripheral arterial ischemia	041LOAP	PX	BYPASS LEFT FEMORAL ARTERY TO FOOT ARTERY WITH AUTOLOGOUS ARTERIAL TISSUE, OPEN APPROACH
5.3.2	Prior nontraumatic amputation or peripheral vascular procedure (eg, stenting or surgical revascularization), due to peripheral arterial ischemia	041LOAQ	PX	BYPASS LEFT FEMORAL ARTERY TO LOWER EXTREMITY ARTERY WITH AUTOLOGOUS ARTERIAL TISSUE, OPEN APPROACH
5.3.2	Prior nontraumatic amputation or peripheral vascular procedure (eg, stenting or surgical revascularization), due to peripheral arterial ischemia	041LOAS	PX	BYPASS LEFT FEMORAL ARTERY TO LOWER EXTREMITY VEIN WITH AUTOLOGOUS ARTERIAL TISSUE, OPEN APPROACH
5.3.2	Prior nontraumatic amputation or peripheral vascular procedure (eg, stenting or surgical revascularization), due to peripheral arterial ischemia	041LOJH	PX	BYPASS LEFT FEMORAL ARTERY TO RIGHT FEMORAL ARTERY WITH SYNTHETIC SUBSTITUTE, OPEN APPROACH

5.3.2 Prior nontraumatic amputation or peripheral vascular procedure (eg, stenting or surgical revascularization), due to peripheral arterial ischemia	041LOJJ	PX	BYPASS LEFT FEMORAL ARTERY TO LEFT FEMORAL ARTERY WITH SYNTHETIC SUBSTITUTE, OPEN APPROACH
5.3.2 Prior nontraumatic amputation or peripheral vascular procedure (eg, stenting or surgical revascularization), due to peripheral arterial ischemia	041LOJK	PX	BYPASS LEFT FEMORAL ARTERY TO BILATERAL FEMORAL ARTERIES WITH SYNTHETIC SUBSTITUTE, OPEN APPROACH
5.3.2 Prior nontraumatic amputation or peripheral vascular procedure (eg, stenting or surgical revascularization), due to peripheral arterial ischemia	041LOJL	PX	BYPASS LEFT FEMORAL ARTERY TO POPLITEAL ARTERY WITH SYNTHETIC SUBSTITUTE, OPEN APPROACH
5.3.2 Prior nontraumatic amputation or peripheral vascular procedure (eg, stenting or surgical revascularization), due to peripheral arterial ischemia	041LOJM	PX	BYPASS LEFT FEMORAL ARTERY TO PERONEAL ARTERY WITH SYNTHETIC SUBSTITUTE, OPEN APPROACH
5.3.2 Prior nontraumatic amputation or peripheral vascular procedure (eg, stenting or surgical revascularization), due to peripheral arterial ischemia	041LOJN	PX	BYPASS LEFT FEMORAL ARTERY TO POSTERIOR TIBIAL ARTERY WITH SYNTHETIC SUBSTITUTE, OPEN APPROACH
5.3.2 Prior nontraumatic amputation or peripheral vascular procedure (eg, stenting or surgical revascularization), due to peripheral arterial ischemia	041LOJP	PX	BYPASS LEFT FEMORAL ARTERY TO FOOT ARTERY WITH SYNTHETIC SUBSTITUTE, OPEN APPROACH
5.3.2 Prior nontraumatic amputation or peripheral vascular procedure (eg, stenting or surgical revascularization), due to peripheral arterial ischemia	041LOJQ	PX	BYPASS LEFT FEMORAL ARTERY TO LOWER EXTREMITY ARTERY WITH SYNTHETIC SUBSTITUTE, OPEN APPROACH
5.3.2 Prior nontraumatic amputation or peripheral vascular procedure (eg, stenting or surgical revascularization), due to peripheral arterial ischemia	041LOJS	PX	BYPASS LEFT FEMORAL ARTERY TO LOWER EXTREMITY VEIN WITH SYNTHETIC SUBSTITUTE, OPEN APPROACH
5.3.2 Prior nontraumatic amputation or peripheral vascular procedure (eg, stenting or surgical revascularization), due to peripheral arterial ischemia	041LOKH	PX	BYPASS LEFT FEMORAL ARTERY TO RIGHT FEMORAL ARTERY WITH NONAUTOLOGOUS TISSUE SUBSTITUTE, OPEN APPROACH
5.3.2 Prior nontraumatic amputation or peripheral vascular procedure (eg, stenting or surgical revascularization), due to peripheral arterial ischemia	041LOKJ	PX	BYPASS LEFT FEMORAL ARTERY TO LEFT FEMORAL ARTERY WITH NONAUTOLOGOUS TISSUE SUBSTITUTE, OPEN APPROACH
5.3.2 Prior nontraumatic amputation or peripheral vascular procedure (eg, stenting or surgical revascularization), due to peripheral arterial ischemia	041LOKK	PX	BYPASS LEFT FEMORAL ARTERY TO BILATERAL FEMORAL ARTERIES WITH NONAUTOLOGOUS TISSUE SUBSTITUTE, OPEN APPROACH
5.3.2 Prior nontraumatic amputation or peripheral vascular procedure (eg, stenting or surgical revascularization), due to peripheral arterial ischemia	041LOKL	PX	BYPASS LEFT FEMORAL ARTERY TO POPLITEAL ARTERY WITH NONAUTOLOGOUS TISSUE SUBSTITUTE, OPEN APPROACH

5.3.2	Prior nontraumatic amputation or peripheral vascular procedure (eg, stenting or surgical revascularization), due to peripheral arterial ischemia	041LOKM	PX	BYPASS LEFT FEMORAL ARTERY TO PERONEAL ARTERY WITH NONAUTOLOGOUS TISSUE SUBSTITUTE, OPEN APPROACH
5.3.2	Prior nontraumatic amputation or peripheral vascular procedure (eg, stenting or surgical revascularization), due to peripheral arterial ischemia	041LOKN	PX	BYPASS LEFT FEMORAL ARTERY TO POSTERIOR TIBIAL ARTERY WITH NONAUTOLOGOUS TISSUE SUBSTITUTE, OPEN APPROACH
5.3.2	Prior nontraumatic amputation or peripheral vascular procedure (eg, stenting or surgical revascularization), due to peripheral arterial ischemia	041LOKP	PX	BYPASS LEFT FEMORAL ARTERY TO FOOT ARTERY WITH NONAUTOLOGOUS TISSUE SUBSTITUTE, OPEN APPROACH
5.3.2	Prior nontraumatic amputation or peripheral vascular procedure (eg, stenting or surgical revascularization), due to peripheral arterial ischemia	041LOKQ	PX	BYPASS LEFT FEMORAL ARTERY TO LOWER EXTREMITY ARTERY WITH NONAUTOLOGOUS TISSUE SUBSTITUTE, OPEN APPROACH
5.3.2	Prior nontraumatic amputation or peripheral vascular procedure (eg, stenting or surgical revascularization), due to peripheral arterial ischemia	041LOKS	PX	BYPASS LEFT FEMORAL ARTERY TO LOWER EXTREMITY VEIN WITH NONAUTOLOGOUS TISSUE SUBSTITUTE, OPEN APPROACH
5.3.2	Prior nontraumatic amputation or peripheral vascular procedure (eg, stenting or surgical revascularization), due to peripheral arterial ischemia	041LOZH	PX	BYPASS LEFT FEMORAL ARTERY TO RIGHT FEMORAL ARTERY, OPEN APPROACH
5.3.2	Prior nontraumatic amputation or peripheral vascular procedure (eg, stenting or surgical revascularization), due to peripheral arterial ischemia	041LOZJ	PX	BYPASS LEFT FEMORAL ARTERY TO LEFT FEMORAL ARTERY, OPEN APPROACH
5.3.2	Prior nontraumatic amputation or peripheral vascular procedure (eg, stenting or surgical revascularization), due to peripheral arterial ischemia	041LOZK	PX	BYPASS LEFT FEMORAL ARTERY TO BILATERAL FEMORAL ARTERIES, OPEN APPROACH
5.3.2	Prior nontraumatic amputation or peripheral vascular procedure (eg, stenting or surgical revascularization), due to peripheral arterial ischemia	041LOZL	PX	BYPASS LEFT FEMORAL ARTERY TO POPLITEAL ARTERY, OPEN APPROACH
5.3.2	Prior nontraumatic amputation or peripheral vascular procedure (eg, stenting or surgical revascularization), due to peripheral arterial ischemia	041LOZM	PX	BYPASS LEFT FEMORAL ARTERY TO PERONEAL ARTERY, OPEN APPROACH
5.3.2	Prior nontraumatic amputation or peripheral vascular procedure (eg, stenting or surgical revascularization), due to peripheral arterial ischemia	041LOZN	PX	BYPASS LEFT FEMORAL ARTERY TO POSTERIOR TIBIAL ARTERY, OPEN APPROACH
5.3.2	Prior nontraumatic amputation or peripheral vascular procedure (eg, stenting or surgical revascularization), due to peripheral arterial ischemia	041LOZP	PX	BYPASS LEFT FEMORAL ARTERY TO FOOT ARTERY, OPEN APPROACH

5.3.2 Prior nontraumatic amputation or peripheral vascular procedure (eg, stenting or surgical revascularization), due to peripheral arterial ischemia	041L0ZQ	PX	BYPASS LEFT FEMORAL ARTERY TO LOWER EXTREMITY ARTERY, OPEN APPROACH
5.3.2 Prior nontraumatic amputation or peripheral vascular procedure (eg, stenting or surgical revascularization), due to peripheral arterial ischemia	041L0ZS	PX	BYPASS LEFT FEMORAL ARTERY TO LOWER EXTREMITY VEIN, OPEN APPROACH
5.3.2 Prior nontraumatic amputation or peripheral vascular procedure (eg, stenting or surgical revascularization), due to peripheral arterial ischemia	041L49H	PX	BYPASS LEFT FEMORAL ARTERY TO RIGHT FEMORAL ARTERY WITH AUTOLOGOUS VENOUS TISSUE, PERCUTANEOUS ENDOSCOPIC APPROACH
5.3.2 Prior nontraumatic amputation or peripheral vascular procedure (eg, stenting or surgical revascularization), due to peripheral arterial ischemia	041L49J	PX	BYPASS LEFT FEMORAL ARTERY TO LEFT FEMORAL ARTERY WITH AUTOLOGOUS VENOUS TISSUE, PERCUTANEOUS ENDOSCOPIC APPROACH
5.3.2 Prior nontraumatic amputation or peripheral vascular procedure (eg, stenting or surgical revascularization), due to peripheral arterial ischemia	041L49K	PX	BYPASS LEFT FEMORAL ARTERY TO BILATERAL FEMORAL ARTERIES WITH AUTOLOGOUS VENOUS TISSUE, PERCUTANEOUS ENDOSCOPIC APPROACH
5.3.2 Prior nontraumatic amputation or peripheral vascular procedure (eg, stenting or surgical revascularization), due to peripheral arterial ischemia	041L49L	PX	BYPASS LEFT FEMORAL ARTERY TO POPLITEAL ARTERY WITH AUTOLOGOUS VENOUS TISSUE, PERCUTANEOUS ENDOSCOPIC APPROACH
5.3.2 Prior nontraumatic amputation or peripheral vascular procedure (eg, stenting or surgical revascularization), due to peripheral arterial ischemia	041L49M	PX	BYPASS LEFT FEMORAL ARTERY TO PERONEAL ARTERY WITH AUTOLOGOUS VENOUS TISSUE, PERCUTANEOUS ENDOSCOPIC APPROACH
5.3.2 Prior nontraumatic amputation or peripheral vascular procedure (eg, stenting or surgical revascularization), due to peripheral arterial ischemia	041L49N	PX	BYPASS LEFT FEMORAL ARTERY TO POSTERIOR TIBIAL ARTERY WITH AUTOLOGOUS VENOUS TISSUE, PERCUTANEOUS ENDOSCOPIC APPROACH
5.3.2 Prior nontraumatic amputation or peripheral vascular procedure (eg, stenting or surgical revascularization), due to peripheral arterial ischemia	041L49P	PX	BYPASS LEFT FEMORAL ARTERY TO FOOT ARTERY WITH AUTOLOGOUS VENOUS TISSUE, PERCUTANEOUS ENDOSCOPIC APPROACH
5.3.2 Prior nontraumatic amputation or peripheral vascular procedure (eg, stenting or surgical revascularization), due to peripheral arterial ischemia	041L49Q	PX	BYPASS LEFT FEMORAL ARTERY TO LOWER EXTREMITY ARTERY WITH AUTOLOGOUS VENOUS TISSUE, PERCUTANEOUS ENDOSCOPIC APPROACH
5.3.2 Prior nontraumatic amputation or peripheral vascular procedure (eg, stenting or surgical revascularization), due to peripheral arterial ischemia	041L49S	PX	BYPASS LEFT FEMORAL ARTERY TO LOWER EXTREMITY VEIN WITH AUTOLOGOUS VENOUS TISSUE, PERCUTANEOUS ENDOSCOPIC APPROACH
5.3.2 Prior nontraumatic amputation or peripheral vascular procedure (eg, stenting or surgical revascularization), due to peripheral arterial ischemia	041L4AH	PX	BYPASS LEFT FEMORAL ARTERY TO RIGHT FEMORAL ARTERY WITH AUTOLOGOUS ARTERIAL TISSUE, PERCUTANEOUS ENDOSCOPIC APPROACH

5.3.2	Prior nontraumatic amputation or peripheral vascular procedure (eg, stenting or surgical revascularization), due to peripheral arterial ischemia	041L4AJ	PX	BYPASS LEFT FEMORAL ARTERY TO LEFT FEMORAL ARTERY WITH AUTOLOGOUS ARTERIAL TISSUE, PERCUTANEOUS ENDOSCOPIC APPROACH
5.3.2	Prior nontraumatic amputation or peripheral vascular procedure (eg, stenting or surgical revascularization), due to peripheral arterial ischemia	041L4AK	PX	BYPASS LEFT FEMORAL ARTERY TO BILATERAL FEMORAL ARTERIES WITH AUTOLOGOUS ARTERIAL TISSUE, PERCUTANEOUS ENDOSCOPIC APPROACH
5.3.2	Prior nontraumatic amputation or peripheral vascular procedure (eg, stenting or surgical revascularization), due to peripheral arterial ischemia	041L4AL	PX	BYPASS LEFT FEMORAL ARTERY TO POPLITEAL ARTERY WITH AUTOLOGOUS ARTERIAL TISSUE, PERCUTANEOUS ENDOSCOPIC APPROACH
5.3.2	Prior nontraumatic amputation or peripheral vascular procedure (eg, stenting or surgical revascularization), due to peripheral arterial ischemia	041L4AM	PX	BYPASS LEFT FEMORAL ARTERY TO PERONEAL ARTERY WITH AUTOLOGOUS ARTERIAL TISSUE, PERCUTANEOUS ENDOSCOPIC APPROACH
5.3.2	Prior nontraumatic amputation or peripheral vascular procedure (eg, stenting or surgical revascularization), due to peripheral arterial ischemia	041L4AN	PX	BYPASS LEFT FEMORAL ARTERY TO POSTERIOR TIBIAL ARTERY WITH AUTOLOGOUS ARTERIAL TISSUE, PERCUTANEOUS ENDOSCOPIC APPROACH
5.3.2	Prior nontraumatic amputation or peripheral vascular procedure (eg, stenting or surgical revascularization), due to peripheral arterial ischemia	041L4AP	PX	BYPASS LEFT FEMORAL ARTERY TO FOOT ARTERY WITH AUTOLOGOUS ARTERIAL TISSUE, PERCUTANEOUS ENDOSCOPIC APPROACH
5.3.2	Prior nontraumatic amputation or peripheral vascular procedure (eg, stenting or surgical revascularization), due to peripheral arterial ischemia	041L4AQ	PX	BYPASS LEFT FEMORAL ARTERY TO LOWER EXTREMITY ARTERY WITH AUTOLOGOUS ARTERIAL TISSUE, PERCUTANEOUS ENDOSCOPIC APPROACH
5.3.2	Prior nontraumatic amputation or peripheral vascular procedure (eg, stenting or surgical revascularization), due to peripheral arterial ischemia	041L4AS	PX	BYPASS LEFT FEMORAL ARTERY TO LOWER EXTREMITY VEIN WITH AUTOLOGOUS ARTERIAL TISSUE, PERCUTANEOUS ENDOSCOPIC APPROACH
5.3.2	Prior nontraumatic amputation or peripheral vascular procedure (eg, stenting or surgical revascularization), due to peripheral arterial ischemia	041L4JH	PX	BYPASS LEFT FEMORAL ARTERY TO RIGHT FEMORAL ARTERY WITH SYNTHETIC SUBSTITUTE, PERCUTANEOUS ENDOSCOPIC APPROACH
5.3.2	Prior nontraumatic amputation or peripheral vascular procedure (eg, stenting or surgical revascularization), due to peripheral arterial ischemia	041L4JJ	PX	BYPASS LEFT FEMORAL ARTERY TO LEFT FEMORAL ARTERY WITH SYNTHETIC SUBSTITUTE, PERCUTANEOUS ENDOSCOPIC APPROACH
5.3.2	Prior nontraumatic amputation or peripheral vascular procedure (eg, stenting or surgical revascularization), due to peripheral arterial ischemia	041L4JK	PX	BYPASS LEFT FEMORAL ARTERY TO BILATERAL FEMORAL ARTERIES WITH SYNTHETIC SUBSTITUTE, PERCUTANEOUS ENDOSCOPIC APPROACH
5.3.2	Prior nontraumatic amputation or peripheral vascular procedure (eg, stenting or surgical revascularization), due to peripheral arterial ischemia	041L4JL	PX	BYPASS LEFT FEMORAL ARTERY TO POPLITEAL ARTERY WITH SYNTHETIC SUBSTITUTE, PERCUTANEOUS ENDOSCOPIC APPROACH

5.3.2 Prior nontraumatic amputation or peripheral vascular procedure (eg, stenting or surgical revascularization), due to peripheral arterial ischemia	041L4JM	PX	BYPASS LEFT FEMORAL ARTERY TO PERONEAL ARTERY WITH SYNTHETIC SUBSTITUTE, PERCUTANEOUS ENDOSCOPIC APPROACH
5.3.2 Prior nontraumatic amputation or peripheral vascular procedure (eg, stenting or surgical revascularization), due to peripheral arterial ischemia	041L4JN	PX	BYPASS LEFT FEMORAL ARTERY TO POSTERIOR TIBIAL ARTERY WITH SYNTHETIC SUBSTITUTE, PERCUTANEOUS ENDOSCOPIC APPROACH
5.3.2 Prior nontraumatic amputation or peripheral vascular procedure (eg, stenting or surgical revascularization), due to peripheral arterial ischemia	041L4JP	PX	BYPASS LEFT FEMORAL ARTERY TO FOOT ARTERY WITH SYNTHETIC SUBSTITUTE, PERCUTANEOUS ENDOSCOPIC APPROACH
5.3.2 Prior nontraumatic amputation or peripheral vascular procedure (eg, stenting or surgical revascularization), due to peripheral arterial ischemia	041L4JQ	PX	BYPASS LEFT FEMORAL ARTERY TO LOWER EXTREMITY ARTERY WITH SYNTHETIC SUBSTITUTE, PERCUTANEOUS ENDOSCOPIC APPROACH
5.3.2 Prior nontraumatic amputation or peripheral vascular procedure (eg, stenting or surgical revascularization), due to peripheral arterial ischemia	041L4JS	PX	BYPASS LEFT FEMORAL ARTERY TO LOWER EXTREMITY VEIN WITH SYNTHETIC SUBSTITUTE, PERCUTANEOUS ENDOSCOPIC APPROACH
5.3.2 Prior nontraumatic amputation or peripheral vascular procedure (eg, stenting or surgical revascularization), due to peripheral arterial ischemia	041L4KH	PX	BYPASS LEFT FEMORAL ARTERY TO RIGHT FEMORAL ARTERY WITH NONAUTOLOGOUS TISSUE SUBSTITUTE, PERCUTANEOUS ENDOSCOPIC APPROACH
5.3.2 Prior nontraumatic amputation or peripheral vascular procedure (eg, stenting or surgical revascularization), due to peripheral arterial ischemia	041L4KJ	PX	BYPASS LEFT FEMORAL ARTERY TO LEFT FEMORAL ARTERY WITH NONAUTOLOGOUS TISSUE SUBSTITUTE, PERCUTANEOUS ENDOSCOPIC APPROACH
5.3.2 Prior nontraumatic amputation or peripheral vascular procedure (eg, stenting or surgical revascularization), due to peripheral arterial ischemia	041L4KK	PX	BYPASS LEFT FEMORAL ARTERY TO BILATERAL FEMORAL ARTERIES WITH NONAUTOLOGOUS TISSUE SUBSTITUTE, PERCUTANEOUS ENDOSCOPIC APPROACH
5.3.2 Prior nontraumatic amputation or peripheral vascular procedure (eg, stenting or surgical revascularization), due to peripheral arterial ischemia	041L4KL	PX	BYPASS LEFT FEMORAL ARTERY TO POPLITEAL ARTERY WITH NONAUTOLOGOUS TISSUE SUBSTITUTE, PERCUTANEOUS ENDOSCOPIC APPROACH
5.3.2 Prior nontraumatic amputation or peripheral vascular procedure (eg, stenting or surgical revascularization), due to peripheral arterial ischemia	041L4KM	PX	BYPASS LEFT FEMORAL ARTERY TO PERONEAL ARTERY WITH NONAUTOLOGOUS TISSUE SUBSTITUTE, PERCUTANEOUS ENDOSCOPIC APPROACH
5.3.2 Prior nontraumatic amputation or peripheral vascular procedure (eg, stenting or surgical revascularization), due to peripheral arterial ischemia	041L4KN	PX	BYPASS LEFT FEMORAL ARTERY TO POSTERIOR TIBIAL ARTERY WITH NONAUTOLOGOUS TISSUE SUBSTITUTE, PERCUTANEOUS ENDOSCOPIC APPROACH
5.3.2 Prior nontraumatic amputation or peripheral vascular procedure (eg, stenting or surgical revascularization), due to peripheral arterial ischemia	041L4KP	PX	BYPASS LEFT FEMORAL ARTERY TO FOOT ARTERY WITH NONAUTOLOGOUS TISSUE SUBSTITUTE, PERCUTANEOUS ENDOSCOPIC APPROACH

5.3.2 Prior nontraumatic amputation or peripheral vascular procedure (eg, stenting or surgical revascularization), due to peripheral arterial ischemia	041L4KQ	PX	BYPASS LEFT FEMORAL ARTERY TO LOWER EXTREMITY ARTERY WITH NONAUTOLOGOUS TISSUE SUBSTITUTE, PERCUTANEOUS ENDOSCOPIC APPROACH
5.3.2 Prior nontraumatic amputation or peripheral vascular procedure (eg, stenting or surgical revascularization), due to peripheral arterial ischemia	041L4KS	PX	BYPASS LEFT FEMORAL ARTERY TO LOWER EXTREMITY VEIN WITH NONAUTOLOGOUS TISSUE SUBSTITUTE, PERCUTANEOUS ENDOSCOPIC APPROACH
5.3.2 Prior nontraumatic amputation or peripheral vascular procedure (eg, stenting or surgical revascularization), due to peripheral arterial ischemia	041L4ZH	PX	BYPASS LEFT FEMORAL ARTERY TO RIGHT FEMORAL ARTERY, PERCUTANEOUS ENDOSCOPIC APPROACH
5.3.2 Prior nontraumatic amputation or peripheral vascular procedure (eg, stenting or surgical revascularization), due to peripheral arterial ischemia	041L4ZJ	PX	BYPASS LEFT FEMORAL ARTERY TO LEFT FEMORAL ARTERY, PERCUTANEOUS ENDOSCOPIC APPROACH
5.3.2 Prior nontraumatic amputation or peripheral vascular procedure (eg, stenting or surgical revascularization), due to peripheral arterial ischemia	041L4ZK	PX	BYPASS LEFT FEMORAL ARTERY TO BILATERAL FEMORAL ARTERIES, PERCUTANEOUS ENDOSCOPIC APPROACH
5.3.2 Prior nontraumatic amputation or peripheral vascular procedure (eg, stenting or surgical revascularization), due to peripheral arterial ischemia	041L4ZL	PX	BYPASS LEFT FEMORAL ARTERY TO POPLITEAL ARTERY, PERCUTANEOUS ENDOSCOPIC APPROACH
5.3.2 Prior nontraumatic amputation or peripheral vascular procedure (eg, stenting or surgical revascularization), due to peripheral arterial ischemia	041L4ZM	PX	BYPASS LEFT FEMORAL ARTERY TO PERONEAL ARTERY, PERCUTANEOUS ENDOSCOPIC APPROACH
5.3.2 Prior nontraumatic amputation or peripheral vascular procedure (eg, stenting or surgical revascularization), due to peripheral arterial ischemia	041L4ZN	PX	BYPASS LEFT FEMORAL ARTERY TO POSTERIOR TIBIAL ARTERY, PERCUTANEOUS ENDOSCOPIC APPROACH
5.3.2 Prior nontraumatic amputation or peripheral vascular procedure (eg, stenting or surgical revascularization), due to peripheral arterial ischemia	041L4ZP	PX	BYPASS LEFT FEMORAL ARTERY TO FOOT ARTERY, PERCUTANEOUS ENDOSCOPIC APPROACH
5.3.2 Prior nontraumatic amputation or peripheral vascular procedure (eg, stenting or surgical revascularization), due to peripheral arterial ischemia	041L4ZQ	PX	BYPASS LEFT FEMORAL ARTERY TO LOWER EXTREMITY ARTERY, PERCUTANEOUS ENDOSCOPIC APPROACH
5.3.2 Prior nontraumatic amputation or peripheral vascular procedure (eg, stenting or surgical revascularization), due to peripheral arterial ischemia	041L4ZS	PX	BYPASS LEFT FEMORAL ARTERY TO LOWER EXTREMITY VEIN, PERCUTANEOUS ENDOSCOPIC APPROACH
5.3.2 Prior nontraumatic amputation or peripheral vascular procedure (eg, stenting or surgical revascularization), due to peripheral arterial ischemia	041M09L	PX	BYPASS RIGHT POPLITEAL ARTERY TO POPLITEAL ARTERY WITH AUTOLOGOUS VENOUS TISSUE, OPEN APPROACH

5.3.2	Prior nontraumatic amputation or peripheral vascular procedure (eg, stenting or surgical revascularization), due to peripheral arterial ischemia	041M09M	PX	BYPASS RIGHT POPLITEAL ARTERY TO PERONEAL ARTERY WITH AUTOLOGOUS VENOUS TISSUE, OPEN APPROACH
5.3.2	Prior nontraumatic amputation or peripheral vascular procedure (eg, stenting or surgical revascularization), due to peripheral arterial ischemia	041M09P	PX	BYPASS RIGHT POPLITEAL ARTERY TO FOOT ARTERY WITH AUTOLOGOUS VENOUS TISSUE, OPEN APPROACH
5.3.2	Prior nontraumatic amputation or peripheral vascular procedure (eg, stenting or surgical revascularization), due to peripheral arterial ischemia	041M09Q	PX	BYPASS RIGHT POPLITEAL ARTERY TO LOWER EXTREMITY ARTERY WITH AUTOLOGOUS VENOUS TISSUE, OPEN APPROACH
5.3.2	Prior nontraumatic amputation or peripheral vascular procedure (eg, stenting or surgical revascularization), due to peripheral arterial ischemia	041M09S	PX	BYPASS RIGHT POPLITEAL ARTERY TO LOWER EXTREMITY VEIN WITH AUTOLOGOUS VENOUS TISSUE, OPEN APPROACH
5.3.2	Prior nontraumatic amputation or peripheral vascular procedure (eg, stenting or surgical revascularization), due to peripheral arterial ischemia	041M0AL	PX	BYPASS RIGHT POPLITEAL ARTERY TO POPLITEAL ARTERY WITH AUTOLOGOUS ARTERIAL TISSUE, OPEN APPROACH
5.3.2	Prior nontraumatic amputation or peripheral vascular procedure (eg, stenting or surgical revascularization), due to peripheral arterial ischemia	041M0AM	PX	BYPASS RIGHT POPLITEAL ARTERY TO PERONEAL ARTERY WITH AUTOLOGOUS ARTERIAL TISSUE, OPEN APPROACH
5.3.2	Prior nontraumatic amputation or peripheral vascular procedure (eg, stenting or surgical revascularization), due to peripheral arterial ischemia	041M0AP	PX	BYPASS RIGHT POPLITEAL ARTERY TO FOOT ARTERY WITH AUTOLOGOUS ARTERIAL TISSUE, OPEN APPROACH
5.3.2	Prior nontraumatic amputation or peripheral vascular procedure (eg, stenting or surgical revascularization), due to peripheral arterial ischemia	041M0AQ	PX	BYPASS RIGHT POPLITEAL ARTERY TO LOWER EXTREMITY ARTERY WITH AUTOLOGOUS ARTERIAL TISSUE, OPEN APPROACH
5.3.2	Prior nontraumatic amputation or peripheral vascular procedure (eg, stenting or surgical revascularization), due to peripheral arterial ischemia	041M0AS	PX	BYPASS RIGHT POPLITEAL ARTERY TO LOWER EXTREMITY VEIN WITH AUTOLOGOUS ARTERIAL TISSUE, OPEN APPROACH
5.3.2	Prior nontraumatic amputation or peripheral vascular procedure (eg, stenting or surgical revascularization), due to peripheral arterial ischemia	041M0JL	PX	BYPASS RIGHT POPLITEAL ARTERY TO POPLITEAL ARTERY WITH SYNTHETIC SUBSTITUTE, OPEN APPROACH
5.3.2	Prior nontraumatic amputation or peripheral vascular procedure (eg, stenting or surgical revascularization), due to peripheral arterial ischemia	041M0JM	PX	BYPASS RIGHT POPLITEAL ARTERY TO PERONEAL ARTERY WITH SYNTHETIC SUBSTITUTE, OPEN APPROACH
5.3.2	Prior nontraumatic amputation or peripheral vascular procedure (eg, stenting or surgical revascularization), due to peripheral arterial ischemia	041M0JP	PX	BYPASS RIGHT POPLITEAL ARTERY TO FOOT ARTERY WITH SYNTHETIC SUBSTITUTE, OPEN APPROACH

5.3.2	Prior nontraumatic amputation or peripheral vascular procedure (eg, stenting or surgical revascularization), due to peripheral arterial ischemia	041M0JQ	PX	BYPASS RIGHT POPLITEAL ARTERY TO LOWER EXTREMITY ARTERY WITH SYNTHETIC SUBSTITUTE, OPEN APPROACH
5.3.2	Prior nontraumatic amputation or peripheral vascular procedure (eg, stenting or surgical revascularization), due to peripheral arterial ischemia	041M0JS	PX	BYPASS RIGHT POPLITEAL ARTERY TO LOWER EXTREMITY VEIN WITH SYNTHETIC SUBSTITUTE, OPEN APPROACH
5.3.2	Prior nontraumatic amputation or peripheral vascular procedure (eg, stenting or surgical revascularization), due to peripheral arterial ischemia	041M0KL	PX	BYPASS RIGHT POPLITEAL ARTERY TO POPLITEAL ARTERY WITH NONAUTOLOGOUS TISSUE SUBSTITUTE, OPEN APPROACH
5.3.2	Prior nontraumatic amputation or peripheral vascular procedure (eg, stenting or surgical revascularization), due to peripheral arterial ischemia	041M0KM	PX	BYPASS RIGHT POPLITEAL ARTERY TO PERONEAL ARTERY WITH NONAUTOLOGOUS TISSUE SUBSTITUTE, OPEN APPROACH
5.3.2	Prior nontraumatic amputation or peripheral vascular procedure (eg, stenting or surgical revascularization), due to peripheral arterial ischemia	041M0KP	PX	BYPASS RIGHT POPLITEAL ARTERY TO FOOT ARTERY WITH NONAUTOLOGOUS TISSUE SUBSTITUTE, OPEN APPROACH
5.3.2	Prior nontraumatic amputation or peripheral vascular procedure (eg, stenting or surgical revascularization), due to peripheral arterial ischemia	041M0KQ	PX	BYPASS RIGHT POPLITEAL ARTERY TO LOWER EXTREMITY ARTERY WITH NONAUTOLOGOUS TISSUE SUBSTITUTE, OPEN APPROACH
5.3.2	Prior nontraumatic amputation or peripheral vascular procedure (eg, stenting or surgical revascularization), due to peripheral arterial ischemia	041M0KS	PX	BYPASS RIGHT POPLITEAL ARTERY TO LOWER EXTREMITY VEIN WITH NONAUTOLOGOUS TISSUE SUBSTITUTE, OPEN APPROACH
5.3.2	Prior nontraumatic amputation or peripheral vascular procedure (eg, stenting or surgical revascularization), due to peripheral arterial ischemia	041M0ZL	PX	BYPASS RIGHT POPLITEAL ARTERY TO POPLITEAL ARTERY, OPEN APPROACH
5.3.2	Prior nontraumatic amputation or peripheral vascular procedure (eg, stenting or surgical revascularization), due to peripheral arterial ischemia	041M0ZM	PX	BYPASS RIGHT POPLITEAL ARTERY TO PERONEAL ARTERY, OPEN APPROACH
5.3.2	Prior nontraumatic amputation or peripheral vascular procedure (eg, stenting or surgical revascularization), due to peripheral arterial ischemia	041M0ZP	PX	BYPASS RIGHT POPLITEAL ARTERY TO FOOT ARTERY, OPEN APPROACH
5.3.2	Prior nontraumatic amputation or peripheral vascular procedure (eg, stenting or surgical revascularization), due to peripheral arterial ischemia	041M0ZQ	PX	BYPASS RIGHT POPLITEAL ARTERY TO LOWER EXTREMITY ARTERY, OPEN APPROACH
5.3.2	Prior nontraumatic amputation or peripheral vascular procedure (eg, stenting or surgical revascularization), due to peripheral arterial ischemia	041M0ZS	PX	BYPASS RIGHT POPLITEAL ARTERY TO LOWER EXTREMITY VEIN, OPEN APPROACH

5.3.2	Prior nontraumatic amputation or peripheral vascular procedure (eg, stenting or surgical revascularization), due to peripheral arterial ischemia	041M49L	PX	BYPASS RIGHT POPLITEAL ARTERY TO POPLITEAL ARTERY WITH AUTOLOGOUS VENOUS TISSUE, PERCUTANEOUS ENDOSCOPIC APPROACH
5.3.2	Prior nontraumatic amputation or peripheral vascular procedure (eg, stenting or surgical revascularization), due to peripheral arterial ischemia	041M49M	PX	BYPASS RIGHT POPLITEAL ARTERY TO PERONEAL ARTERY WITH AUTOLOGOUS VENOUS TISSUE, PERCUTANEOUS ENDOSCOPIC APPROACH
5.3.2	Prior nontraumatic amputation or peripheral vascular procedure (eg, stenting or surgical revascularization), due to peripheral arterial ischemia	041M49P	PX	BYPASS RIGHT POPLITEAL ARTERY TO FOOT ARTERY WITH AUTOLOGOUS VENOUS TISSUE, PERCUTANEOUS ENDOSCOPIC APPROACH
5.3.2	Prior nontraumatic amputation or peripheral vascular procedure (eg, stenting or surgical revascularization), due to peripheral arterial ischemia	041M49Q	PX	BYPASS RIGHT POPLITEAL ARTERY TO LOWER EXTREMITY ARTERY WITH AUTOLOGOUS VENOUS TISSUE, PERCUTANEOUS ENDOSCOPIC APPROACH
5.3.2	Prior nontraumatic amputation or peripheral vascular procedure (eg, stenting or surgical revascularization), due to peripheral arterial ischemia	041M49S	PX	BYPASS RIGHT POPLITEAL ARTERY TO LOWER EXTREMITY VEIN WITH AUTOLOGOUS VENOUS TISSUE, PERCUTANEOUS ENDOSCOPIC APPROACH
5.3.2	Prior nontraumatic amputation or peripheral vascular procedure (eg, stenting or surgical revascularization), due to peripheral arterial ischemia	041M4AL	PX	BYPASS RIGHT POPLITEAL ARTERY TO POPLITEAL ARTERY WITH AUTOLOGOUS ARTERIAL TISSUE, PERCUTANEOUS ENDOSCOPIC APPROACH
5.3.2	Prior nontraumatic amputation or peripheral vascular procedure (eg, stenting or surgical revascularization), due to peripheral arterial ischemia	041M4AM	PX	BYPASS RIGHT POPLITEAL ARTERY TO PERONEAL ARTERY WITH AUTOLOGOUS ARTERIAL TISSUE, PERCUTANEOUS ENDOSCOPIC APPROACH
5.3.2	Prior nontraumatic amputation or peripheral vascular procedure (eg, stenting or surgical revascularization), due to peripheral arterial ischemia	041M4AP	PX	BYPASS RIGHT POPLITEAL ARTERY TO FOOT ARTERY WITH AUTOLOGOUS ARTERIAL TISSUE, PERCUTANEOUS ENDOSCOPIC APPROACH
5.3.2	Prior nontraumatic amputation or peripheral vascular procedure (eg, stenting or surgical revascularization), due to peripheral arterial ischemia	041M4AQ	PX	BYPASS RIGHT POPLITEAL ARTERY TO LOWER EXTREMITY ARTERY WITH AUTOLOGOUS ARTERIAL TISSUE, PERCUTANEOUS ENDOSCOPIC APPROACH
5.3.2	Prior nontraumatic amputation or peripheral vascular procedure (eg, stenting or surgical revascularization), due to peripheral arterial ischemia	041M4AS	PX	BYPASS RIGHT POPLITEAL ARTERY TO LOWER EXTREMITY VEIN WITH AUTOLOGOUS ARTERIAL TISSUE, PERCUTANEOUS ENDOSCOPIC APPROACH
5.3.2	Prior nontraumatic amputation or peripheral vascular procedure (eg, stenting or surgical revascularization), due to peripheral arterial ischemia	041M4JL	PX	BYPASS RIGHT POPLITEAL ARTERY TO POPLITEAL ARTERY WITH SYNTHETIC SUBSTITUTE, PERCUTANEOUS ENDOSCOPIC APPROACH
5.3.2	Prior nontraumatic amputation or peripheral vascular procedure (eg, stenting or surgical revascularization), due to peripheral arterial ischemia	041M4JM	PX	BYPASS RIGHT POPLITEAL ARTERY TO PERONEAL ARTERY WITH SYNTHETIC SUBSTITUTE, PERCUTANEOUS ENDOSCOPIC APPROACH

5.3.2 Prior nontraumatic amputation or peripheral vascular procedure (eg, stenting or surgical revascularization), due to peripheral arterial ischemia	041M4JP	PX	BYPASS RIGHT POPLITEAL ARTERY TO FOOT ARTERY WITH SYNTHETIC SUBSTITUTE, PERCUTANEOUS ENDOSCOPIC APPROACH
5.3.2 Prior nontraumatic amputation or peripheral vascular procedure (eg, stenting or surgical revascularization), due to peripheral arterial ischemia	041M4JQ	PX	BYPASS RIGHT POPLITEAL ARTERY TO LOWER EXTREMITY ARTERY WITH SYNTHETIC SUBSTITUTE, PERCUTANEOUS ENDOSCOPIC APPROACH
5.3.2 Prior nontraumatic amputation or peripheral vascular procedure (eg, stenting or surgical revascularization), due to peripheral arterial ischemia	041M4JS	PX	BYPASS RIGHT POPLITEAL ARTERY TO LOWER EXTREMITY VEIN WITH SYNTHETIC SUBSTITUTE, PERCUTANEOUS ENDOSCOPIC APPROACH
5.3.2 Prior nontraumatic amputation or peripheral vascular procedure (eg, stenting or surgical revascularization), due to peripheral arterial ischemia	041M4KL	PX	BYPASS RIGHT POPLITEAL ARTERY TO POPLITEAL ARTERY WITH NONAUTOLOGOUS TISSUE SUBSTITUTE, PERCUTANEOUS ENDOSCOPIC APPROACH
5.3.2 Prior nontraumatic amputation or peripheral vascular procedure (eg, stenting or surgical revascularization), due to peripheral arterial ischemia	041M4KM	PX	BYPASS RIGHT POPLITEAL ARTERY TO PERONEAL ARTERY WITH NONAUTOLOGOUS TISSUE SUBSTITUTE, PERCUTANEOUS ENDOSCOPIC APPROACH
5.3.2 Prior nontraumatic amputation or peripheral vascular procedure (eg, stenting or surgical revascularization), due to peripheral arterial ischemia	041M4KP	PX	BYPASS RIGHT POPLITEAL ARTERY TO FOOT ARTERY WITH NONAUTOLOGOUS TISSUE SUBSTITUTE, PERCUTANEOUS ENDOSCOPIC APPROACH
5.3.2 Prior nontraumatic amputation or peripheral vascular procedure (eg, stenting or surgical revascularization), due to peripheral arterial ischemia	041M4KQ	PX	BYPASS RIGHT POPLITEAL ARTERY TO LOWER EXTREMITY ARTERY WITH NONAUTOLOGOUS TISSUE SUBSTITUTE, PERCUTANEOUS ENDOSCOPIC APPROACH
5.3.2 Prior nontraumatic amputation or peripheral vascular procedure (eg, stenting or surgical revascularization), due to peripheral arterial ischemia	041M4KS	PX	BYPASS RIGHT POPLITEAL ARTERY TO LOWER EXTREMITY VEIN WITH NONAUTOLOGOUS TISSUE SUBSTITUTE, PERCUTANEOUS ENDOSCOPIC APPROACH
5.3.2 Prior nontraumatic amputation or peripheral vascular procedure (eg, stenting or surgical revascularization), due to peripheral arterial ischemia	041M4ZL	PX	BYPASS RIGHT POPLITEAL ARTERY TO POPLITEAL ARTERY, PERCUTANEOUS ENDOSCOPIC APPROACH
5.3.2 Prior nontraumatic amputation or peripheral vascular procedure (eg, stenting or surgical revascularization), due to peripheral arterial ischemia	041M4ZM	PX	BYPASS RIGHT POPLITEAL ARTERY TO PERONEAL ARTERY, PERCUTANEOUS ENDOSCOPIC APPROACH
5.3.2 Prior nontraumatic amputation or peripheral vascular procedure (eg, stenting or surgical revascularization), due to peripheral arterial ischemia	041M4ZP	PX	BYPASS RIGHT POPLITEAL ARTERY TO FOOT ARTERY, PERCUTANEOUS ENDOSCOPIC APPROACH
5.3.2 Prior nontraumatic amputation or peripheral vascular procedure (eg, stenting or surgical revascularization), due to peripheral arterial ischemia	041M4ZQ	PX	BYPASS RIGHT POPLITEAL ARTERY TO LOWER EXTREMITY ARTERY, PERCUTANEOUS ENDOSCOPIC APPROACH

5.3.2 Prior nontraumatic amputation or peripheral vascular procedure (eg, stenting or surgical revascularization), due to peripheral arterial ischemia	041M4ZS	PX	BYPASS RIGHT POPLITEAL ARTERY TO LOWER EXTREMITY VEIN, PERCUTANEOUS ENDOSCOPIC APPROACH
5.3.2 Prior nontraumatic amputation or peripheral vascular procedure (eg, stenting or surgical revascularization), due to peripheral arterial ischemia	041N09L	PX	BYPASS LEFT POPLITEAL ARTERY TO POPLITEAL ARTERY WITH AUTOLOGOUS VENOUS TISSUE, OPEN APPROACH
5.3.2 Prior nontraumatic amputation or peripheral vascular procedure (eg, stenting or surgical revascularization), due to peripheral arterial ischemia	041N09M	PX	BYPASS LEFT POPLITEAL ARTERY TO PERONEAL ARTERY WITH AUTOLOGOUS VENOUS TISSUE, OPEN APPROACH
5.3.2 Prior nontraumatic amputation or peripheral vascular procedure (eg, stenting or surgical revascularization), due to peripheral arterial ischemia	041N09P	PX	BYPASS LEFT POPLITEAL ARTERY TO FOOT ARTERY WITH AUTOLOGOUS VENOUS TISSUE, OPEN APPROACH
5.3.2 Prior nontraumatic amputation or peripheral vascular procedure (eg, stenting or surgical revascularization), due to peripheral arterial ischemia	041N09Q	PX	BYPASS LEFT POPLITEAL ARTERY TO LOWER EXTREMITY ARTERY WITH AUTOLOGOUS VENOUS TISSUE, OPEN APPROACH
5.3.2 Prior nontraumatic amputation or peripheral vascular procedure (eg, stenting or surgical revascularization), due to peripheral arterial ischemia	041N09S	PX	BYPASS LEFT POPLITEAL ARTERY TO LOWER EXTREMITY VEIN WITH AUTOLOGOUS VENOUS TISSUE, OPEN APPROACH
5.3.2 Prior nontraumatic amputation or peripheral vascular procedure (eg, stenting or surgical revascularization), due to peripheral arterial ischemia	041N0AL	PX	BYPASS LEFT POPLITEAL ARTERY TO POPLITEAL ARTERY WITH AUTOLOGOUS ARTERIAL TISSUE, OPEN APPROACH
5.3.2 Prior nontraumatic amputation or peripheral vascular procedure (eg, stenting or surgical revascularization), due to peripheral arterial ischemia	041N0AM	PX	BYPASS LEFT POPLITEAL ARTERY TO PERONEAL ARTERY WITH AUTOLOGOUS ARTERIAL TISSUE, OPEN APPROACH
5.3.2 Prior nontraumatic amputation or peripheral vascular procedure (eg, stenting or surgical revascularization), due to peripheral arterial ischemia	041N0AP	PX	BYPASS LEFT POPLITEAL ARTERY TO FOOT ARTERY WITH AUTOLOGOUS ARTERIAL TISSUE, OPEN APPROACH
5.3.2 Prior nontraumatic amputation or peripheral vascular procedure (eg, stenting or surgical revascularization), due to peripheral arterial ischemia	041N0AQ	PX	BYPASS LEFT POPLITEAL ARTERY TO LOWER EXTREMITY ARTERY WITH AUTOLOGOUS ARTERIAL TISSUE, OPEN APPROACH
5.3.2 Prior nontraumatic amputation or peripheral vascular procedure (eg, stenting or surgical revascularization), due to peripheral arterial ischemia	041N0AS	PX	BYPASS LEFT POPLITEAL ARTERY TO LOWER EXTREMITY VEIN WITH AUTOLOGOUS ARTERIAL TISSUE, OPEN APPROACH
5.3.2 Prior nontraumatic amputation or peripheral vascular procedure (eg, stenting or surgical revascularization), due to peripheral arterial ischemia	041N0JL	PX	BYPASS LEFT POPLITEAL ARTERY TO POPLITEAL ARTERY WITH SYNTHETIC SUBSTITUTE, OPEN APPROACH

5.3.2 Prior nontraumatic amputation or peripheral vascular procedure (eg, stenting or surgical revascularization), due to peripheral arterial ischemia	041N0JM	PX	BYPASS LEFT POPLITEAL ARTERY TO PERONEAL ARTERY WITH SYNTHETIC SUBSTITUTE, OPEN APPROACH
5.3.2 Prior nontraumatic amputation or peripheral vascular procedure (eg, stenting or surgical revascularization), due to peripheral arterial ischemia	041N0JP	PX	BYPASS LEFT POPLITEAL ARTERY TO FOOT ARTERY WITH SYNTHETIC SUBSTITUTE, OPEN APPROACH
5.3.2 Prior nontraumatic amputation or peripheral vascular procedure (eg, stenting or surgical revascularization), due to peripheral arterial ischemia	041N0JQ	PX	BYPASS LEFT POPLITEAL ARTERY TO LOWER EXTREMITY ARTERY WITH SYNTHETIC SUBSTITUTE, OPEN APPROACH
5.3.2 Prior nontraumatic amputation or peripheral vascular procedure (eg, stenting or surgical revascularization), due to peripheral arterial ischemia	041N0JS	PX	BYPASS LEFT POPLITEAL ARTERY TO LOWER EXTREMITY VEIN WITH SYNTHETIC SUBSTITUTE, OPEN APPROACH
5.3.2 Prior nontraumatic amputation or peripheral vascular procedure (eg, stenting or surgical revascularization), due to peripheral arterial ischemia	041N0KL	PX	BYPASS LEFT POPLITEAL ARTERY TO POPLITEAL ARTERY WITH NONAUTOLOGOUS TISSUE SUBSTITUTE, OPEN APPROACH
5.3.2 Prior nontraumatic amputation or peripheral vascular procedure (eg, stenting or surgical revascularization), due to peripheral arterial ischemia	041N0KM	PX	BYPASS LEFT POPLITEAL ARTERY TO PERONEAL ARTERY WITH NONAUTOLOGOUS TISSUE SUBSTITUTE, OPEN APPROACH
5.3.2 Prior nontraumatic amputation or peripheral vascular procedure (eg, stenting or surgical revascularization), due to peripheral arterial ischemia	041N0KP	PX	BYPASS LEFT POPLITEAL ARTERY TO FOOT ARTERY WITH NONAUTOLOGOUS TISSUE SUBSTITUTE, OPEN APPROACH
5.3.2 Prior nontraumatic amputation or peripheral vascular procedure (eg, stenting or surgical revascularization), due to peripheral arterial ischemia	041N0KQ	PX	BYPASS LEFT POPLITEAL ARTERY TO LOWER EXTREMITY ARTERY WITH NONAUTOLOGOUS TISSUE SUBSTITUTE, OPEN APPROACH
5.3.2 Prior nontraumatic amputation or peripheral vascular procedure (eg, stenting or surgical revascularization), due to peripheral arterial ischemia	041N0KS	PX	BYPASS LEFT POPLITEAL ARTERY TO LOWER EXTREMITY VEIN WITH NONAUTOLOGOUS TISSUE SUBSTITUTE, OPEN APPROACH
5.3.2 Prior nontraumatic amputation or peripheral vascular procedure (eg, stenting or surgical revascularization), due to peripheral arterial ischemia	041N0ZL	PX	BYPASS LEFT POPLITEAL ARTERY TO POPLITEAL ARTERY, OPEN APPROACH
5.3.2 Prior nontraumatic amputation or peripheral vascular procedure (eg, stenting or surgical revascularization), due to peripheral arterial ischemia	041N0ZM	PX	BYPASS LEFT POPLITEAL ARTERY TO PERONEAL ARTERY, OPEN APPROACH
5.3.2 Prior nontraumatic amputation or peripheral vascular procedure (eg, stenting or surgical revascularization), due to peripheral arterial ischemia	041N0ZP	PX	BYPASS LEFT POPLITEAL ARTERY TO FOOT ARTERY, OPEN APPROACH

5.3.2	Prior nontraumatic amputation or peripheral vascular procedure (eg, stenting or surgical revascularization), due to peripheral arterial ischemia	041N0ZQ	PX	BYPASS LEFT POPLITEAL ARTERY TO LOWER EXTREMITY ARTERY, OPEN APPROACH
5.3.2	Prior nontraumatic amputation or peripheral vascular procedure (eg, stenting or surgical revascularization), due to peripheral arterial ischemia	041N0ZS	PX	BYPASS LEFT POPLITEAL ARTERY TO LOWER EXTREMITY VEIN, OPEN APPROACH
5.3.2	Prior nontraumatic amputation or peripheral vascular procedure (eg, stenting or surgical revascularization), due to peripheral arterial ischemia	041N49L	PX	BYPASS LEFT POPLITEAL ARTERY TO POPLITEAL ARTERY WITH AUTOLOGOUS VENOUS TISSUE, PERCUTANEOUS ENDOSCOPIC APPROACH
5.3.2	Prior nontraumatic amputation or peripheral vascular procedure (eg, stenting or surgical revascularization), due to peripheral arterial ischemia	041N49M	PX	BYPASS LEFT POPLITEAL ARTERY TO PERONEAL ARTERY WITH AUTOLOGOUS VENOUS TISSUE, PERCUTANEOUS ENDOSCOPIC APPROACH
5.3.2	Prior nontraumatic amputation or peripheral vascular procedure (eg, stenting or surgical revascularization), due to peripheral arterial ischemia	041N49P	PX	BYPASS LEFT POPLITEAL ARTERY TO FOOT ARTERY WITH AUTOLOGOUS VENOUS TISSUE, PERCUTANEOUS ENDOSCOPIC APPROACH
5.3.2	Prior nontraumatic amputation or peripheral vascular procedure (eg, stenting or surgical revascularization), due to peripheral arterial ischemia	041N49Q	PX	BYPASS LEFT POPLITEAL ARTERY TO LOWER EXTREMITY ARTERY WITH AUTOLOGOUS VENOUS TISSUE, PERCUTANEOUS ENDOSCOPIC APPROACH
5.3.2	Prior nontraumatic amputation or peripheral vascular procedure (eg, stenting or surgical revascularization), due to peripheral arterial ischemia	041N49S	PX	BYPASS LEFT POPLITEAL ARTERY TO LOWER EXTREMITY VEIN WITH AUTOLOGOUS VENOUS TISSUE, PERCUTANEOUS ENDOSCOPIC APPROACH
5.3.2	Prior nontraumatic amputation or peripheral vascular procedure (eg, stenting or surgical revascularization), due to peripheral arterial ischemia	041N4AL	PX	BYPASS LEFT POPLITEAL ARTERY TO POPLITEAL ARTERY WITH AUTOLOGOUS ARTERIAL TISSUE, PERCUTANEOUS ENDOSCOPIC APPROACH
5.3.2	Prior nontraumatic amputation or peripheral vascular procedure (eg, stenting or surgical revascularization), due to peripheral arterial ischemia	041N4AM	PX	BYPASS LEFT POPLITEAL ARTERY TO PERONEAL ARTERY WITH AUTOLOGOUS ARTERIAL TISSUE, PERCUTANEOUS ENDOSCOPIC APPROACH
5.3.2	Prior nontraumatic amputation or peripheral vascular procedure (eg, stenting or surgical revascularization), due to peripheral arterial ischemia	041N4AP	PX	BYPASS LEFT POPLITEAL ARTERY TO FOOT ARTERY WITH AUTOLOGOUS ARTERIAL TISSUE, PERCUTANEOUS ENDOSCOPIC APPROACH
5.3.2	Prior nontraumatic amputation or peripheral vascular procedure (eg, stenting or surgical revascularization), due to peripheral arterial ischemia	041N4AQ	PX	BYPASS LEFT POPLITEAL ARTERY TO LOWER EXTREMITY ARTERY WITH AUTOLOGOUS ARTERIAL TISSUE, PERCUTANEOUS ENDOSCOPIC APPROACH
5.3.2	Prior nontraumatic amputation or peripheral vascular procedure (eg, stenting or surgical revascularization), due to peripheral arterial ischemia	041N4AS	PX	BYPASS LEFT POPLITEAL ARTERY TO LOWER EXTREMITY VEIN WITH AUTOLOGOUS ARTERIAL TISSUE, PERCUTANEOUS ENDOSCOPIC APPROACH

5.3.2	Prior nontraumatic amputation or peripheral vascular procedure (eg, stenting or surgical revascularization), due to peripheral arterial ischemia	041N4JL	PX	BYPASS LEFT POPLITEAL ARTERY TO POPLITEAL ARTERY WITH SYNTHETIC SUBSTITUTE, PERCUTANEOUS ENDOSCOPIC APPROACH
5.3.2	Prior nontraumatic amputation or peripheral vascular procedure (eg, stenting or surgical revascularization), due to peripheral arterial ischemia	041N4JM	PX	BYPASS LEFT POPLITEAL ARTERY TO PERONEAL ARTERY WITH SYNTHETIC SUBSTITUTE, PERCUTANEOUS ENDOSCOPIC APPROACH
5.3.2	Prior nontraumatic amputation or peripheral vascular procedure (eg, stenting or surgical revascularization), due to peripheral arterial ischemia	041N4JP	PX	BYPASS LEFT POPLITEAL ARTERY TO FOOT ARTERY WITH SYNTHETIC SUBSTITUTE, PERCUTANEOUS ENDOSCOPIC APPROACH
5.3.2	Prior nontraumatic amputation or peripheral vascular procedure (eg, stenting or surgical revascularization), due to peripheral arterial ischemia	041N4JQ	PX	BYPASS LEFT POPLITEAL ARTERY TO LOWER EXTREMITY ARTERY WITH SYNTHETIC SUBSTITUTE, PERCUTANEOUS ENDOSCOPIC APPROACH
5.3.2	Prior nontraumatic amputation or peripheral vascular procedure (eg, stenting or surgical revascularization), due to peripheral arterial ischemia	041N4JS	PX	BYPASS LEFT POPLITEAL ARTERY TO LOWER EXTREMITY VEIN WITH SYNTHETIC SUBSTITUTE, PERCUTANEOUS ENDOSCOPIC APPROACH
5.3.2	Prior nontraumatic amputation or peripheral vascular procedure (eg, stenting or surgical revascularization), due to peripheral arterial ischemia	041N4KL	PX	BYPASS LEFT POPLITEAL ARTERY TO POPLITEAL ARTERY WITH NONAUTOLOGOUS TISSUE SUBSTITUTE, PERCUTANEOUS ENDOSCOPIC APPROACH
5.3.2	Prior nontraumatic amputation or peripheral vascular procedure (eg, stenting or surgical revascularization), due to peripheral arterial ischemia	041N4KM	PX	BYPASS LEFT POPLITEAL ARTERY TO PERONEAL ARTERY WITH NONAUTOLOGOUS TISSUE SUBSTITUTE, PERCUTANEOUS ENDOSCOPIC APPROACH
5.3.2	Prior nontraumatic amputation or peripheral vascular procedure (eg, stenting or surgical revascularization), due to peripheral arterial ischemia	041N4KP	PX	BYPASS LEFT POPLITEAL ARTERY TO FOOT ARTERY WITH NONAUTOLOGOUS TISSUE SUBSTITUTE, PERCUTANEOUS ENDOSCOPIC APPROACH
5.3.2	Prior nontraumatic amputation or peripheral vascular procedure (eg, stenting or surgical revascularization), due to peripheral arterial ischemia	041N4KQ	PX	BYPASS LEFT POPLITEAL ARTERY TO LOWER EXTREMITY ARTERY WITH NONAUTOLOGOUS TISSUE SUBSTITUTE, PERCUTANEOUS ENDOSCOPIC APPROACH
5.3.2	Prior nontraumatic amputation or peripheral vascular procedure (eg, stenting or surgical revascularization), due to peripheral arterial ischemia	041N4KS	PX	BYPASS LEFT POPLITEAL ARTERY TO LOWER EXTREMITY VEIN WITH NONAUTOLOGOUS TISSUE SUBSTITUTE, PERCUTANEOUS ENDOSCOPIC APPROACH
5.3.2	Prior nontraumatic amputation or peripheral vascular procedure (eg, stenting or surgical revascularization), due to peripheral arterial ischemia	041N4ZL	PX	BYPASS LEFT POPLITEAL ARTERY TO POPLITEAL ARTERY, PERCUTANEOUS ENDOSCOPIC APPROACH
5.3.2	Prior nontraumatic amputation or peripheral vascular procedure (eg, stenting or surgical revascularization), due to peripheral arterial ischemia	041N4ZM	PX	BYPASS LEFT POPLITEAL ARTERY TO PERONEAL ARTERY, PERCUTANEOUS ENDOSCOPIC APPROACH

5.3.2 Prior nontraumatic amputation or peripheral vascular procedure (eg, stenting or surgical revascularization), due to peripheral arterial ischemia	041N4ZP	PX	BYPASS LEFT POPLITEAL ARTERY TO FOOT ARTERY, PERCUTANEOUS ENDOSCOPIC APPROACH
5.3.2 Prior nontraumatic amputation or peripheral vascular procedure (eg, stenting or surgical revascularization), due to peripheral arterial ischemia	041N4ZQ	PX	BYPASS LEFT POPLITEAL ARTERY TO LOWER EXTREMITY ARTERY, PERCUTANEOUS ENDOSCOPIC APPROACH
5.3.2 Prior nontraumatic amputation or peripheral vascular procedure (eg, stenting or surgical revascularization), due to peripheral arterial ischemia	041N4ZS	PX	BYPASS LEFT POPLITEAL ARTERY TO LOWER EXTREMITY VEIN, PERCUTANEOUS ENDOSCOPIC APPROACH
5.3.2 Prior nontraumatic amputation or peripheral vascular procedure (eg, stenting or surgical revascularization), due to peripheral arterial ischemia	0470046	PX	DILATION OF ABDOMINAL AORTA, BIFURCATION, WITH DRUG-ELUTING INTRALUMINAL DEVICE, OPEN APPROACH
5.3.2 Prior nontraumatic amputation or peripheral vascular procedure (eg, stenting or surgical revascularization), due to peripheral arterial ischemia	047004Z	PX	DILATION OF ABDOMINAL AORTA WITH DRUG-ELUTING INTRALUMINAL DEVICE, OPEN APPROACH
5.3.2 Prior nontraumatic amputation or peripheral vascular procedure (eg, stenting or surgical revascularization), due to peripheral arterial ischemia	0470056	PX	DILATION OF ABDOMINAL AORTA, BIFURCATION, WITH TWO DRUG-ELUTING INTRALUMINAL DEVICES, OPEN APPROACH
5.3.2 Prior nontraumatic amputation or peripheral vascular procedure (eg, stenting or surgical revascularization), due to peripheral arterial ischemia	047005Z	PX	DILATION OF ABDOMINAL AORTA WITH TWO DRUG-ELUTING INTRALUMINAL DEVICES, OPEN APPROACH
5.3.2 Prior nontraumatic amputation or peripheral vascular procedure (eg, stenting or surgical revascularization), due to peripheral arterial ischemia	0470066	PX	DILATION OF ABDOMINAL AORTA, BIFURCATION, WITH THREE DRUG-ELUTING INTRALUMINAL DEVICES, OPEN APPROACH
5.3.2 Prior nontraumatic amputation or peripheral vascular procedure (eg, stenting or surgical revascularization), due to peripheral arterial ischemia	047006Z	PX	DILATION OF ABDOMINAL AORTA WITH THREE DRUG-ELUTING INTRALUMINAL DEVICES, OPEN APPROACH
5.3.2 Prior nontraumatic amputation or peripheral vascular procedure (eg, stenting or surgical revascularization), due to peripheral arterial ischemia	0470076	PX	DILATION OF ABDOMINAL AORTA, BIFURCATION, WITH FOUR OR MORE DRUG-ELUTING INTRALUMINAL DEVICES, OPEN APPROACH
5.3.2 Prior nontraumatic amputation or peripheral vascular procedure (eg, stenting or surgical revascularization), due to peripheral arterial ischemia	047007Z	PX	DILATION OF ABDOMINAL AORTA WITH FOUR OR MORE DRUG-ELUTING INTRALUMINAL DEVICES, OPEN APPROACH
5.3.2 Prior nontraumatic amputation or peripheral vascular procedure (eg, stenting or surgical revascularization), due to peripheral arterial ischemia	04700D6	PX	DILATION OF ABDOMINAL AORTA, BIFURCATION, WITH INTRALUMINAL DEVICE, OPEN APPROACH

5.3.2	Prior nontraumatic amputation or peripheral vascular procedure (eg, stenting or surgical revascularization), due to peripheral arterial ischemia	04700DZ	PX	DILATION OF ABDOMINAL AORTA WITH INTRALUMINAL DEVICE, OPEN APPROACH
5.3.2	Prior nontraumatic amputation or peripheral vascular procedure (eg, stenting or surgical revascularization), due to peripheral arterial ischemia	04700E6	PX	DILATION OF ABDOMINAL AORTA, BIFURCATION, WITH TWO INTRALUMINAL DEVICES, OPEN APPROACH
5.3.2	Prior nontraumatic amputation or peripheral vascular procedure (eg, stenting or surgical revascularization), due to peripheral arterial ischemia	04700EZ	PX	DILATION OF ABDOMINAL AORTA WITH TWO INTRALUMINAL DEVICES, OPEN APPROACH
5.3.2	Prior nontraumatic amputation or peripheral vascular procedure (eg, stenting or surgical revascularization), due to peripheral arterial ischemia	04700F6	PX	DILATION OF ABDOMINAL AORTA, BIFURCATION, WITH THREE INTRALUMINAL DEVICES, OPEN APPROACH
5.3.2	Prior nontraumatic amputation or peripheral vascular procedure (eg, stenting or surgical revascularization), due to peripheral arterial ischemia	04700FZ	PX	DILATION OF ABDOMINAL AORTA WITH THREE INTRALUMINAL DEVICES, OPEN APPROACH
5.3.2	Prior nontraumatic amputation or peripheral vascular procedure (eg, stenting or surgical revascularization), due to peripheral arterial ischemia	04700G6	PX	DILATION OF ABDOMINAL AORTA, BIFURCATION, WITH FOUR OR MORE INTRALUMINAL DEVICES, OPEN APPROACH
5.3.2	Prior nontraumatic amputation or peripheral vascular procedure (eg, stenting or surgical revascularization), due to peripheral arterial ischemia	04700GZ	PX	DILATION OF ABDOMINAL AORTA WITH FOUR OR MORE INTRALUMINAL DEVICES, OPEN APPROACH
5.3.2	Prior nontraumatic amputation or peripheral vascular procedure (eg, stenting or surgical revascularization), due to peripheral arterial ischemia	04700Z6	PX	DILATION OF ABDOMINAL AORTA, BIFURCATION, OPEN APPROACH
5.3.2	Prior nontraumatic amputation or peripheral vascular procedure (eg, stenting or surgical revascularization), due to peripheral arterial ischemia	04700ZZ	PX	DILATION OF ABDOMINAL AORTA, OPEN APPROACH
5.3.2	Prior nontraumatic amputation or peripheral vascular procedure (eg, stenting or surgical revascularization), due to peripheral arterial ischemia	0470346	PX	DILATION OF ABDOMINAL AORTA, BIFURCATION, WITH DRUG-ELUTING INTRALUMINAL DEVICE, PERCUTANEOUS APPROACH
5.3.2	Prior nontraumatic amputation or peripheral vascular procedure (eg, stenting or surgical revascularization), due to peripheral arterial ischemia	047034Z	PX	DILATION OF ABDOMINAL AORTA WITH DRUG-ELUTING INTRALUMINAL DEVICE, PERCUTANEOUS APPROACH
5.3.2	Prior nontraumatic amputation or peripheral vascular procedure (eg, stenting or surgical revascularization), due to peripheral arterial ischemia	0470356	PX	DILATION OF ABDOMINAL AORTA, BIFURCATION, WITH TWO DRUG-ELUTING INTRALUMINAL DEVICES, PERCUTANEOUS APPROACH

5.3.2 Prior nontraumatic amputation or peripheral vascular procedure (eg, stenting or surgical revascularization), due to peripheral arterial ischemia	047035Z	PX	DILATION OF ABDOMINAL AORTA WITH TWO DRUG-ELUTING INTRALUMINAL DEVICES, PERCUTANEOUS APPROACH
5.3.2 Prior nontraumatic amputation or peripheral vascular procedure (eg, stenting or surgical revascularization), due to peripheral arterial ischemia	0470366	PX	DILATION OF ABDOMINAL AORTA, BIFURCATION, WITH THREE DRUG-ELUTING INTRALUMINAL DEVICES, PERCUTANEOUS APPROACH
5.3.2 Prior nontraumatic amputation or peripheral vascular procedure (eg, stenting or surgical revascularization), due to peripheral arterial ischemia	047036Z	PX	DILATION OF ABDOMINAL AORTA WITH THREE DRUG-ELUTING INTRALUMINAL DEVICES, PERCUTANEOUS APPROACH
5.3.2 Prior nontraumatic amputation or peripheral vascular procedure (eg, stenting or surgical revascularization), due to peripheral arterial ischemia	0470376	PX	DILATION OF ABDOMINAL AORTA, BIFURCATION, WITH FOUR OR MORE DRUG-ELUTING INTRALUMINAL DEVICES, PERCUTANEOUS APPROACH
5.3.2 Prior nontraumatic amputation or peripheral vascular procedure (eg, stenting or surgical revascularization), due to peripheral arterial ischemia	047037Z	PX	DILATION OF ABDOMINAL AORTA WITH FOUR OR MORE DRUG-ELUTING INTRALUMINAL DEVICES, PERCUTANEOUS APPROACH
5.3.2 Prior nontraumatic amputation or peripheral vascular procedure (eg, stenting or surgical revascularization), due to peripheral arterial ischemia	04703D6	PX	DILATION OF ABDOMINAL AORTA, BIFURCATION, WITH INTRALUMINAL DEVICE, PERCUTANEOUS APPROACH
5.3.2 Prior nontraumatic amputation or peripheral vascular procedure (eg, stenting or surgical revascularization), due to peripheral arterial ischemia	04703DZ	PX	DILATION OF ABDOMINAL AORTA WITH INTRALUMINAL DEVICE, PERCUTANEOUS APPROACH
5.3.2 Prior nontraumatic amputation or peripheral vascular procedure (eg, stenting or surgical revascularization), due to peripheral arterial ischemia	04703E6	PX	DILATION OF ABDOMINAL AORTA, BIFURCATION, WITH TWO INTRALUMINAL DEVICES, PERCUTANEOUS APPROACH
5.3.2 Prior nontraumatic amputation or peripheral vascular procedure (eg, stenting or surgical revascularization), due to peripheral arterial ischemia	04703EZ	PX	DILATION OF ABDOMINAL AORTA WITH TWO INTRALUMINAL DEVICES, PERCUTANEOUS APPROACH
5.3.2 Prior nontraumatic amputation or peripheral vascular procedure (eg, stenting or surgical revascularization), due to peripheral arterial ischemia	04703F6	PX	DILATION OF ABDOMINAL AORTA, BIFURCATION, WITH THREE INTRALUMINAL DEVICES, PERCUTANEOUS APPROACH
5.3.2 Prior nontraumatic amputation or peripheral vascular procedure (eg, stenting or surgical revascularization), due to peripheral arterial ischemia	04703FZ	PX	DILATION OF ABDOMINAL AORTA WITH THREE INTRALUMINAL DEVICES, PERCUTANEOUS APPROACH
5.3.2 Prior nontraumatic amputation or peripheral vascular procedure (eg, stenting or surgical revascularization), due to peripheral arterial ischemia	04703G6	PX	DILATION OF ABDOMINAL AORTA, BIFURCATION, WITH FOUR OR MORE INTRALUMINAL DEVICES, PERCUTANEOUS APPROACH

5.3.2 Prior nontraumatic amputation or peripheral vascular procedure (eg, stenting or surgical revascularization), due to peripheral arterial ischemia	04703GZ	PX	DILATION OF ABDOMINAL AORTA WITH FOUR OR MORE INTRALUMINAL DEVICES, PERCUTANEOUS APPROACH
5.3.2 Prior nontraumatic amputation or peripheral vascular procedure (eg, stenting or surgical revascularization), due to peripheral arterial ischemia	04703Z6	PX	DILATION OF ABDOMINAL AORTA, BIFURCATION, PERCUTANEOUS APPROACH
5.3.2 Prior nontraumatic amputation or peripheral vascular procedure (eg, stenting or surgical revascularization), due to peripheral arterial ischemia	04703ZZ	PX	DILATION OF ABDOMINAL AORTA, PERCUTANEOUS APPROACH
5.3.2 Prior nontraumatic amputation or peripheral vascular procedure (eg, stenting or surgical revascularization), due to peripheral arterial ischemia	0470446	PX	DILATION OF ABDOMINAL AORTA, BIFURCATION, WITH DRUG-ELUTING INTRALUMINAL DEVICE, PERCUTANEOUS ENDOSCOPIC APPROACH
5.3.2 Prior nontraumatic amputation or peripheral vascular procedure (eg, stenting or surgical revascularization), due to peripheral arterial ischemia	047044Z	PX	DILATION OF ABDOMINAL AORTA WITH DRUG-ELUTING INTRALUMINAL DEVICE, PERCUTANEOUS ENDOSCOPIC APPROACH
5.3.2 Prior nontraumatic amputation or peripheral vascular procedure (eg, stenting or surgical revascularization), due to peripheral arterial ischemia	0470456	PX	DILATION OF ABDOMINAL AORTA, BIFURCATION, WITH TWO DRUG-ELUTING INTRALUMINAL DEVICES, PERCUTANEOUS ENDOSCOPIC APPROACH
5.3.2 Prior nontraumatic amputation or peripheral vascular procedure (eg, stenting or surgical revascularization), due to peripheral arterial ischemia	047045Z	PX	DILATION OF ABDOMINAL AORTA WITH TWO DRUG-ELUTING INTRALUMINAL DEVICES, PERCUTANEOUS ENDOSCOPIC APPROACH
5.3.2 Prior nontraumatic amputation or peripheral vascular procedure (eg, stenting or surgical revascularization), due to peripheral arterial ischemia	0470466	PX	DILATION OF ABDOMINAL AORTA, BIFURCATION, WITH THREE DRUG-ELUTING INTRALUMINAL DEVICES, PERCUTANEOUS ENDOSCOPIC APPROACH
5.3.2 Prior nontraumatic amputation or peripheral vascular procedure (eg, stenting or surgical revascularization), due to peripheral arterial ischemia	047046Z	PX	DILATION OF ABDOMINAL AORTA WITH THREE DRUG-ELUTING INTRALUMINAL DEVICES, PERCUTANEOUS ENDOSCOPIC APPROACH
5.3.2 Prior nontraumatic amputation or peripheral vascular procedure (eg, stenting or surgical revascularization), due to peripheral arterial ischemia	0470476	PX	DILATION OF ABDOMINAL AORTA, BIFURCATION, WITH FOUR OR MORE DRUG-ELUTING INTRALUMINAL DEVICES, PERCUTANEOUS ENDOSCOPIC APPROACH
5.3.2 Prior nontraumatic amputation or peripheral vascular procedure (eg, stenting or surgical revascularization), due to peripheral arterial ischemia	047047Z	PX	DILATION OF ABDOMINAL AORTA WITH FOUR OR MORE DRUG-ELUTING INTRALUMINAL DEVICES, PERCUTANEOUS ENDOSCOPIC APPROACH
5.3.2 Prior nontraumatic amputation or peripheral vascular procedure (eg, stenting or surgical revascularization), due to peripheral arterial ischemia	04704D6	PX	DILATION OF ABDOMINAL AORTA, BIFURCATION, WITH INTRALUMINAL DEVICE, PERCUTANEOUS ENDOSCOPIC APPROACH

5.3.2	Prior nontraumatic amputation or peripheral vascular procedure (eg, stenting or surgical revascularization), due to peripheral arterial ischemia	04704DZ	PX	DILATION OF ABDOMINAL AORTA WITH INTRALUMINAL DEVICE, PERCUTANEOUS ENDOSCOPIC APPROACH
5.3.2	Prior nontraumatic amputation or peripheral vascular procedure (eg, stenting or surgical revascularization), due to peripheral arterial ischemia	04704E6	PX	DILATION OF ABDOMINAL AORTA, BIFURCATION, WITH TWO INTRALUMINAL DEVICES, PERCUTANEOUS ENDOSCOPIC APPROACH
5.3.2	Prior nontraumatic amputation or peripheral vascular procedure (eg, stenting or surgical revascularization), due to peripheral arterial ischemia	04704EZ	PX	DILATION OF ABDOMINAL AORTA WITH TWO INTRALUMINAL DEVICES, PERCUTANEOUS ENDOSCOPIC APPROACH
5.3.2	Prior nontraumatic amputation or peripheral vascular procedure (eg, stenting or surgical revascularization), due to peripheral arterial ischemia	04704F6	PX	DILATION OF ABDOMINAL AORTA, BIFURCATION, WITH THREE INTRALUMINAL DEVICES, PERCUTANEOUS ENDOSCOPIC APPROACH
5.3.2	Prior nontraumatic amputation or peripheral vascular procedure (eg, stenting or surgical revascularization), due to peripheral arterial ischemia	04704FZ	PX	DILATION OF ABDOMINAL AORTA WITH THREE INTRALUMINAL DEVICES, PERCUTANEOUS ENDOSCOPIC APPROACH
5.3.2	Prior nontraumatic amputation or peripheral vascular procedure (eg, stenting or surgical revascularization), due to peripheral arterial ischemia	04704G6	PX	DILATION OF ABDOMINAL AORTA, BIFURCATION, WITH FOUR OR MORE INTRALUMINAL DEVICES, PERCUTANEOUS ENDOSCOPIC APPROACH
5.3.2	Prior nontraumatic amputation or peripheral vascular procedure (eg, stenting or surgical revascularization), due to peripheral arterial ischemia	04704GZ	PX	DILATION OF ABDOMINAL AORTA WITH FOUR OR MORE INTRALUMINAL DEVICES, PERCUTANEOUS ENDOSCOPIC APPROACH
5.3.2	Prior nontraumatic amputation or peripheral vascular procedure (eg, stenting or surgical revascularization), due to peripheral arterial ischemia	04704Z6	PX	DILATION OF ABDOMINAL AORTA, BIFURCATION, PERCUTANEOUS ENDOSCOPIC APPROACH
5.3.2	Prior nontraumatic amputation or peripheral vascular procedure (eg, stenting or surgical revascularization), due to peripheral arterial ischemia	04704ZZ	PX	DILATION OF ABDOMINAL AORTA, PERCUTANEOUS ENDOSCOPIC APPROACH
5.3.2	Prior nontraumatic amputation or peripheral vascular procedure (eg, stenting or surgical revascularization), due to peripheral arterial ischemia	047C046	PX	DILATION OF RIGHT COMMON ILIAC ARTERY, BIFURCATION, WITH DRUG-ELUTING INTRALUMINAL DEVICE, OPEN APPROACH
5.3.2	Prior nontraumatic amputation or peripheral vascular procedure (eg, stenting or surgical revascularization), due to peripheral arterial ischemia	047C04Z	PX	DILATION OF RIGHT COMMON ILIAC ARTERY WITH DRUG-ELUTING INTRALUMINAL DEVICE, OPEN APPROACH
5.3.2	Prior nontraumatic amputation or peripheral vascular procedure (eg, stenting or surgical revascularization), due to peripheral arterial ischemia	047C056	PX	DILATION OF RIGHT COMMON ILIAC ARTERY, BIFURCATION, WITH TWO DRUG-ELUTING INTRALUMINAL DEVICES, OPEN APPROACH

5.3.2	Prior nontraumatic amputation or peripheral vascular procedure (eg, stenting or surgical revascularization), due to peripheral arterial ischemia	047C05Z	PX	DILATION OF RIGHT COMMON ILIAC ARTERY WITH TWO DRUG-ELUTING INTRALUMINAL DEVICES, OPEN APPROACH
5.3.2	Prior nontraumatic amputation or peripheral vascular procedure (eg, stenting or surgical revascularization), due to peripheral arterial ischemia	047C066	PX	DILATION OF RIGHT COMMON ILIAC ARTERY, BIFURCATION, WITH THREE DRUG-ELUTING INTRALUMINAL DEVICES, OPEN APPROACH
5.3.2	Prior nontraumatic amputation or peripheral vascular procedure (eg, stenting or surgical revascularization), due to peripheral arterial ischemia	047C06Z	PX	DILATION OF RIGHT COMMON ILIAC ARTERY WITH THREE DRUG-ELUTING INTRALUMINAL DEVICES, OPEN APPROACH
5.3.2	Prior nontraumatic amputation or peripheral vascular procedure (eg, stenting or surgical revascularization), due to peripheral arterial ischemia	047C076	PX	DILATION OF RIGHT COMMON ILIAC ARTERY, BIFURCATION, WITH FOUR OR MORE DRUG-ELUTING INTRALUMINAL DEVICES, OPEN APPROACH
5.3.2	Prior nontraumatic amputation or peripheral vascular procedure (eg, stenting or surgical revascularization), due to peripheral arterial ischemia	047C07Z	PX	DILATION OF RIGHT COMMON ILIAC ARTERY WITH FOUR OR MORE DRUG-ELUTING INTRALUMINAL DEVICES, OPEN APPROACH
5.3.2	Prior nontraumatic amputation or peripheral vascular procedure (eg, stenting or surgical revascularization), due to peripheral arterial ischemia	047C0D6	PX	DILATION OF RIGHT COMMON ILIAC ARTERY, BIFURCATION, WITH INTRALUMINAL DEVICE, OPEN APPROACH
5.3.2	Prior nontraumatic amputation or peripheral vascular procedure (eg, stenting or surgical revascularization), due to peripheral arterial ischemia	047C0DZ	PX	DILATION OF RIGHT COMMON ILIAC ARTERY WITH INTRALUMINAL DEVICE, OPEN APPROACH
5.3.2	Prior nontraumatic amputation or peripheral vascular procedure (eg, stenting or surgical revascularization), due to peripheral arterial ischemia	047C0E6	PX	DILATION OF RIGHT COMMON ILIAC ARTERY, BIFURCATION, WITH TWO INTRALUMINAL DEVICES, OPEN APPROACH
5.3.2	Prior nontraumatic amputation or peripheral vascular procedure (eg, stenting or surgical revascularization), due to peripheral arterial ischemia	047C0EZ	PX	DILATION OF RIGHT COMMON ILIAC ARTERY WITH TWO INTRALUMINAL DEVICES, OPEN APPROACH
5.3.2	Prior nontraumatic amputation or peripheral vascular procedure (eg, stenting or surgical revascularization), due to peripheral arterial ischemia	047C0F6	PX	DILATION OF RIGHT COMMON ILIAC ARTERY, BIFURCATION, WITH THREE INTRALUMINAL DEVICES, OPEN APPROACH
5.3.2	Prior nontraumatic amputation or peripheral vascular procedure (eg, stenting or surgical revascularization), due to peripheral arterial ischemia	047C0FZ	PX	DILATION OF RIGHT COMMON ILIAC ARTERY WITH THREE INTRALUMINAL DEVICES, OPEN APPROACH
5.3.2	Prior nontraumatic amputation or peripheral vascular procedure (eg, stenting or surgical revascularization), due to peripheral arterial ischemia	047C0G6	PX	DILATION OF RIGHT COMMON ILIAC ARTERY, BIFURCATION, WITH FOUR OR MORE INTRALUMINAL DEVICES, OPEN APPROACH

5.3.2	Prior nontraumatic amputation or peripheral vascular procedure (eg, stenting or surgical revascularization), due to peripheral arterial ischemia	047C0GZ	PX	DILATION OF RIGHT COMMON ILIAC ARTERY WITH FOUR OR MORE INTRALUMINAL DEVICES, OPEN APPROACH
5.3.2	Prior nontraumatic amputation or peripheral vascular procedure (eg, stenting or surgical revascularization), due to peripheral arterial ischemia	047C0Z6	PX	DILATION OF RIGHT COMMON ILIAC ARTERY, BIFURCATION, OPEN APPROACH
5.3.2	Prior nontraumatic amputation or peripheral vascular procedure (eg, stenting or surgical revascularization), due to peripheral arterial ischemia	047C0ZZ	PX	DILATION OF RIGHT COMMON ILIAC ARTERY, OPEN APPROACH
5.3.2	Prior nontraumatic amputation or peripheral vascular procedure (eg, stenting or surgical revascularization), due to peripheral arterial ischemia	047C346	PX	DILATION OF RIGHT COMMON ILIAC ARTERY, BIFURCATION, WITH DRUG-ELUTING INTRALUMINAL DEVICE, PERCUTANEOUS APPROACH
5.3.2	Prior nontraumatic amputation or peripheral vascular procedure (eg, stenting or surgical revascularization), due to peripheral arterial ischemia	047C34Z	PX	DILATION OF RIGHT COMMON ILIAC ARTERY WITH DRUG-ELUTING INTRALUMINAL DEVICE, PERCUTANEOUS APPROACH
5.3.2	Prior nontraumatic amputation or peripheral vascular procedure (eg, stenting or surgical revascularization), due to peripheral arterial ischemia	047C356	PX	DILATION OF RIGHT COMMON ILIAC ARTERY, BIFURCATION, WITH TWO DRUG-ELUTING INTRALUMINAL DEVICES, PERCUTANEOUS APPROACH
5.3.2	Prior nontraumatic amputation or peripheral vascular procedure (eg, stenting or surgical revascularization), due to peripheral arterial ischemia	047C35Z	PX	DILATION OF RIGHT COMMON ILIAC ARTERY WITH TWO DRUG-ELUTING INTRALUMINAL DEVICES, PERCUTANEOUS APPROACH
5.3.2	Prior nontraumatic amputation or peripheral vascular procedure (eg, stenting or surgical revascularization), due to peripheral arterial ischemia	047C366	PX	DILATION OF RIGHT COMMON ILIAC ARTERY, BIFURCATION, WITH THREE DRUG-ELUTING INTRALUMINAL DEVICES, PERCUTANEOUS APPROACH
5.3.2	Prior nontraumatic amputation or peripheral vascular procedure (eg, stenting or surgical revascularization), due to peripheral arterial ischemia	047C36Z	PX	DILATION OF RIGHT COMMON ILIAC ARTERY WITH THREE DRUG-ELUTING INTRALUMINAL DEVICES, PERCUTANEOUS APPROACH
5.3.2	Prior nontraumatic amputation or peripheral vascular procedure (eg, stenting or surgical revascularization), due to peripheral arterial ischemia	047C376	PX	DILATION OF RIGHT COMMON ILIAC ARTERY, BIFURCATION, WITH FOUR OR MORE DRUG-ELUTING INTRALUMINAL DEVICES, PERCUTANEOUS APPROACH
5.3.2	Prior nontraumatic amputation or peripheral vascular procedure (eg, stenting or surgical revascularization), due to peripheral arterial ischemia	047C37Z	PX	DILATION OF RIGHT COMMON ILIAC ARTERY WITH FOUR OR MORE DRUG-ELUTING INTRALUMINAL DEVICES, PERCUTANEOUS APPROACH
5.3.2	Prior nontraumatic amputation or peripheral vascular procedure (eg, stenting or surgical revascularization), due to peripheral arterial ischemia	047C3D6	PX	DILATION OF RIGHT COMMON ILIAC ARTERY, BIFURCATION, WITH INTRALUMINAL DEVICE, PERCUTANEOUS APPROACH

5.3.2	Prior nontraumatic amputation or peripheral vascular procedure (eg, stenting or surgical revascularization), due to peripheral arterial ischemia	047C3DZ	PX	DILATION OF RIGHT COMMON ILIAC ARTERY WITH INTRALUMINAL DEVICE, PERCUTANEOUS APPROACH
5.3.2	Prior nontraumatic amputation or peripheral vascular procedure (eg, stenting or surgical revascularization), due to peripheral arterial ischemia	047C3E6	PX	DILATION OF RIGHT COMMON ILIAC ARTERY, BIFURCATION, WITH TWO INTRALUMINAL DEVICES, PERCUTANEOUS APPROACH
5.3.2	Prior nontraumatic amputation or peripheral vascular procedure (eg, stenting or surgical revascularization), due to peripheral arterial ischemia	047C3EZ	PX	DILATION OF RIGHT COMMON ILIAC ARTERY WITH TWO INTRALUMINAL DEVICES, PERCUTANEOUS APPROACH
5.3.2	Prior nontraumatic amputation or peripheral vascular procedure (eg, stenting or surgical revascularization), due to peripheral arterial ischemia	047C3F6	PX	DILATION OF RIGHT COMMON ILIAC ARTERY, BIFURCATION, WITH THREE INTRALUMINAL DEVICES, PERCUTANEOUS APPROACH
5.3.2	Prior nontraumatic amputation or peripheral vascular procedure (eg, stenting or surgical revascularization), due to peripheral arterial ischemia	047C3FZ	PX	DILATION OF RIGHT COMMON ILIAC ARTERY WITH THREE INTRALUMINAL DEVICES, PERCUTANEOUS APPROACH
5.3.2	Prior nontraumatic amputation or peripheral vascular procedure (eg, stenting or surgical revascularization), due to peripheral arterial ischemia	047C3G6	PX	DILATION OF RIGHT COMMON ILIAC ARTERY, BIFURCATION, WITH FOUR OR MORE INTRALUMINAL DEVICES, PERCUTANEOUS APPROACH
5.3.2	Prior nontraumatic amputation or peripheral vascular procedure (eg, stenting or surgical revascularization), due to peripheral arterial ischemia	047C3GZ	PX	DILATION OF RIGHT COMMON ILIAC ARTERY WITH FOUR OR MORE INTRALUMINAL DEVICES, PERCUTANEOUS APPROACH
5.3.2	Prior nontraumatic amputation or peripheral vascular procedure (eg, stenting or surgical revascularization), due to peripheral arterial ischemia	047C3Z6	PX	DILATION OF RIGHT COMMON ILIAC ARTERY, BIFURCATION, PERCUTANEOUS APPROACH
5.3.2	Prior nontraumatic amputation or peripheral vascular procedure (eg, stenting or surgical revascularization), due to peripheral arterial ischemia	047C3ZZ	PX	DILATION OF RIGHT COMMON ILIAC ARTERY, PERCUTANEOUS APPROACH
5.3.2	Prior nontraumatic amputation or peripheral vascular procedure (eg, stenting or surgical revascularization), due to peripheral arterial ischemia	047C446	PX	DILATION OF RIGHT COMMON ILIAC ARTERY, BIFURCATION, WITH DRUG-ELUTING INTRALUMINAL DEVICE, PERCUTANEOUS ENDOSCOPIC APPROACH
5.3.2	Prior nontraumatic amputation or peripheral vascular procedure (eg, stenting or surgical revascularization), due to peripheral arterial ischemia	047C44Z	PX	DILATION OF RIGHT COMMON ILIAC ARTERY WITH DRUG-ELUTING INTRALUMINAL DEVICE, PERCUTANEOUS ENDOSCOPIC APPROACH
5.3.2	Prior nontraumatic amputation or peripheral vascular procedure (eg, stenting or surgical revascularization), due to peripheral arterial ischemia	047C456	PX	DILATION OF RIGHT COMMON ILIAC ARTERY, BIFURCATION, WITH TWO DRUG-ELUTING INTRALUMINAL DEVICES, PERCUTANEOUS ENDOSCOPIC APPROACH

5.3.2	Prior nontraumatic amputation or peripheral vascular procedure (eg, stenting or surgical revascularization), due to peripheral arterial ischemia	047C45Z	PX	DILATION OF RIGHT COMMON ILIAC ARTERY WITH TWO DRUG-ELUTING INTRALUMINAL DEVICES, PERCUTANEOUS ENDOSCOPIC APPROACH
5.3.2	Prior nontraumatic amputation or peripheral vascular procedure (eg, stenting or surgical revascularization), due to peripheral arterial ischemia	047C466	PX	DILATION OF RIGHT COMMON ILIAC ARTERY, BIFURCATION, WITH THREE DRUG-ELUTING INTRALUMINAL DEVICES, PERCUTANEOUS ENDOSCOPIC APPROACH
5.3.2	Prior nontraumatic amputation or peripheral vascular procedure (eg, stenting or surgical revascularization), due to peripheral arterial ischemia	047C46Z	PX	DILATION OF RIGHT COMMON ILIAC ARTERY WITH THREE DRUG-ELUTING INTRALUMINAL DEVICES, PERCUTANEOUS ENDOSCOPIC APPROACH
5.3.2	Prior nontraumatic amputation or peripheral vascular procedure (eg, stenting or surgical revascularization), due to peripheral arterial ischemia	047C476	PX	DILATION OF RIGHT COMMON ILIAC ARTERY, BIFURCATION, WITH FOUR OR MORE DRUG-ELUTING INTRALUMINAL DEVICES, PERCUTANEOUS ENDOSCOPIC APPROACH
5.3.2	Prior nontraumatic amputation or peripheral vascular procedure (eg, stenting or surgical revascularization), due to peripheral arterial ischemia	047C47Z	PX	DILATION OF RIGHT COMMON ILIAC ARTERY WITH FOUR OR MORE DRUG-ELUTING INTRALUMINAL DEVICES, PERCUTANEOUS ENDOSCOPIC APPROACH
5.3.2	Prior nontraumatic amputation or peripheral vascular procedure (eg, stenting or surgical revascularization), due to peripheral arterial ischemia	047C4D6	PX	DILATION OF RIGHT COMMON ILIAC ARTERY, BIFURCATION, WITH INTRALUMINAL DEVICE, PERCUTANEOUS ENDOSCOPIC APPROACH
5.3.2	Prior nontraumatic amputation or peripheral vascular procedure (eg, stenting or surgical revascularization), due to peripheral arterial ischemia	047C4DZ	PX	DILATION OF RIGHT COMMON ILIAC ARTERY WITH INTRALUMINAL DEVICE, PERCUTANEOUS ENDOSCOPIC APPROACH
5.3.2	Prior nontraumatic amputation or peripheral vascular procedure (eg, stenting or surgical revascularization), due to peripheral arterial ischemia	047C4E6	PX	DILATION OF RIGHT COMMON ILIAC ARTERY, BIFURCATION, WITH TWO INTRALUMINAL DEVICES, PERCUTANEOUS ENDOSCOPIC APPROACH
5.3.2	Prior nontraumatic amputation or peripheral vascular procedure (eg, stenting or surgical revascularization), due to peripheral arterial ischemia	047C4EZ	PX	DILATION OF RIGHT COMMON ILIAC ARTERY WITH TWO INTRALUMINAL DEVICES, PERCUTANEOUS ENDOSCOPIC APPROACH
5.3.2	Prior nontraumatic amputation or peripheral vascular procedure (eg, stenting or surgical revascularization), due to peripheral arterial ischemia	047C4F6	PX	DILATION OF RIGHT COMMON ILIAC ARTERY, BIFURCATION, WITH THREE INTRALUMINAL DEVICES, PERCUTANEOUS ENDOSCOPIC APPROACH
5.3.2	Prior nontraumatic amputation or peripheral vascular procedure (eg, stenting or surgical revascularization), due to peripheral arterial ischemia	047C4FZ	PX	DILATION OF RIGHT COMMON ILIAC ARTERY WITH THREE INTRALUMINAL DEVICES, PERCUTANEOUS ENDOSCOPIC APPROACH
5.3.2	Prior nontraumatic amputation or peripheral vascular procedure (eg, stenting or surgical revascularization), due to peripheral arterial ischemia	047C4G6	PX	DILATION OF RIGHT COMMON ILIAC ARTERY, BIFURCATION, WITH FOUR OR MORE INTRALUMINAL DEVICES, PERCUTANEOUS ENDOSCOPIC APPROACH

5.3.2	Prior nontraumatic amputation or peripheral vascular procedure (eg, stenting or surgical revascularization), due to peripheral arterial ischemia	047C4GZ	PX	DILATION OF RIGHT COMMON ILIAC ARTERY WITH FOUR OR MORE INTRALUMINAL DEVICES, PERCUTANEOUS ENDOSCOPIC APPROACH
5.3.2	Prior nontraumatic amputation or peripheral vascular procedure (eg, stenting or surgical revascularization), due to peripheral arterial ischemia	047C4Z6	PX	DILATION OF RIGHT COMMON ILIAC ARTERY, BIFURCATION, PERCUTANEOUS ENDOSCOPIC APPROACH
5.3.2	Prior nontraumatic amputation or peripheral vascular procedure (eg, stenting or surgical revascularization), due to peripheral arterial ischemia	047C4ZZ	PX	DILATION OF RIGHT COMMON ILIAC ARTERY, PERCUTANEOUS ENDOSCOPIC APPROACH
5.3.2	Prior nontraumatic amputation or peripheral vascular procedure (eg, stenting or surgical revascularization), due to peripheral arterial ischemia	047D046	PX	DILATION OF LEFT COMMON ILIAC ARTERY, BIFURCATION, WITH DRUG-ELUTING INTRALUMINAL DEVICE, OPEN APPROACH
5.3.2	Prior nontraumatic amputation or peripheral vascular procedure (eg, stenting or surgical revascularization), due to peripheral arterial ischemia	047D04Z	PX	DILATION OF LEFT COMMON ILIAC ARTERY WITH DRUG-ELUTING INTRALUMINAL DEVICE, OPEN APPROACH
5.3.2	Prior nontraumatic amputation or peripheral vascular procedure (eg, stenting or surgical revascularization), due to peripheral arterial ischemia	047D056	PX	DILATION OF LEFT COMMON ILIAC ARTERY, BIFURCATION, WITH TWO DRUG-ELUTING INTRALUMINAL DEVICES, OPEN APPROACH
5.3.2	Prior nontraumatic amputation or peripheral vascular procedure (eg, stenting or surgical revascularization), due to peripheral arterial ischemia	047D05Z	PX	DILATION OF LEFT COMMON ILIAC ARTERY WITH TWO DRUG-ELUTING INTRALUMINAL DEVICES, OPEN APPROACH
5.3.2	Prior nontraumatic amputation or peripheral vascular procedure (eg, stenting or surgical revascularization), due to peripheral arterial ischemia	047D066	PX	DILATION OF LEFT COMMON ILIAC ARTERY, BIFURCATION, WITH THREE DRUG-ELUTING INTRALUMINAL DEVICES, OPEN APPROACH
5.3.2	Prior nontraumatic amputation or peripheral vascular procedure (eg, stenting or surgical revascularization), due to peripheral arterial ischemia	047D06Z	PX	DILATION OF LEFT COMMON ILIAC ARTERY WITH THREE DRUG-ELUTING INTRALUMINAL DEVICES, OPEN APPROACH
5.3.2	Prior nontraumatic amputation or peripheral vascular procedure (eg, stenting or surgical revascularization), due to peripheral arterial ischemia	047D076	PX	DILATION OF LEFT COMMON ILIAC ARTERY, BIFURCATION, WITH FOUR OR MORE DRUG-ELUTING INTRALUMINAL DEVICES, OPEN APPROACH
5.3.2	Prior nontraumatic amputation or peripheral vascular procedure (eg, stenting or surgical revascularization), due to peripheral arterial ischemia	047D07Z	PX	DILATION OF LEFT COMMON ILIAC ARTERY WITH FOUR OR MORE DRUG-ELUTING INTRALUMINAL DEVICES, OPEN APPROACH
5.3.2	Prior nontraumatic amputation or peripheral vascular procedure (eg, stenting or surgical revascularization), due to peripheral arterial ischemia	047D0D6	PX	DILATION OF LEFT COMMON ILIAC ARTERY, BIFURCATION, WITH INTRALUMINAL DEVICE, OPEN APPROACH

5.3.2	Prior nontraumatic amputation or peripheral vascular procedure (eg, stenting or surgical revascularization), due to peripheral arterial ischemia	047D0DZ	PX	DILATION OF LEFT COMMON ILIAC ARTERY WITH INTRALUMINAL DEVICE, OPEN APPROACH
5.3.2	Prior nontraumatic amputation or peripheral vascular procedure (eg, stenting or surgical revascularization), due to peripheral arterial ischemia	047D0E6	PX	DILATION OF LEFT COMMON ILIAC ARTERY, BIFURCATION, WITH TWO INTRALUMINAL DEVICES, OPEN APPROACH
5.3.2	Prior nontraumatic amputation or peripheral vascular procedure (eg, stenting or surgical revascularization), due to peripheral arterial ischemia	047D0EZ	PX	DILATION OF LEFT COMMON ILIAC ARTERY WITH TWO INTRALUMINAL DEVICES, OPEN APPROACH
5.3.2	Prior nontraumatic amputation or peripheral vascular procedure (eg, stenting or surgical revascularization), due to peripheral arterial ischemia	047D0F6	PX	DILATION OF LEFT COMMON ILIAC ARTERY, BIFURCATION, WITH THREE INTRALUMINAL DEVICES, OPEN APPROACH
5.3.2	Prior nontraumatic amputation or peripheral vascular procedure (eg, stenting or surgical revascularization), due to peripheral arterial ischemia	047D0FZ	PX	DILATION OF LEFT COMMON ILIAC ARTERY WITH THREE INTRALUMINAL DEVICES, OPEN APPROACH
5.3.2	Prior nontraumatic amputation or peripheral vascular procedure (eg, stenting or surgical revascularization), due to peripheral arterial ischemia	047D0G6	PX	DILATION OF LEFT COMMON ILIAC ARTERY, BIFURCATION, WITH FOUR OR MORE INTRALUMINAL DEVICES, OPEN APPROACH
5.3.2	Prior nontraumatic amputation or peripheral vascular procedure (eg, stenting or surgical revascularization), due to peripheral arterial ischemia	047D0GZ	PX	DILATION OF LEFT COMMON ILIAC ARTERY WITH FOUR OR MORE INTRALUMINAL DEVICES, OPEN APPROACH
5.3.2	Prior nontraumatic amputation or peripheral vascular procedure (eg, stenting or surgical revascularization), due to peripheral arterial ischemia	047D0Z6	PX	DILATION OF LEFT COMMON ILIAC ARTERY, BIFURCATION, OPEN APPROACH
5.3.2	Prior nontraumatic amputation or peripheral vascular procedure (eg, stenting or surgical revascularization), due to peripheral arterial ischemia	047D0ZZ	PX	DILATION OF LEFT COMMON ILIAC ARTERY, OPEN APPROACH
5.3.2	Prior nontraumatic amputation or peripheral vascular procedure (eg, stenting or surgical revascularization), due to peripheral arterial ischemia	047D346	PX	DILATION OF LEFT COMMON ILIAC ARTERY, BIFURCATION, WITH DRUG-ELUTING INTRALUMINAL DEVICE, PERCUTANEOUS APPROACH
5.3.2	Prior nontraumatic amputation or peripheral vascular procedure (eg, stenting or surgical revascularization), due to peripheral arterial ischemia	047D34Z	PX	DILATION OF LEFT COMMON ILIAC ARTERY WITH DRUG-ELUTING INTRALUMINAL DEVICE, PERCUTANEOUS APPROACH
5.3.2	Prior nontraumatic amputation or peripheral vascular procedure (eg, stenting or surgical revascularization), due to peripheral arterial ischemia	047D356	PX	DILATION OF LEFT COMMON ILIAC ARTERY, BIFURCATION, WITH TWO DRUG-ELUTING INTRALUMINAL DEVICES, PERCUTANEOUS APPROACH

5.3.2	Prior nontraumatic amputation or peripheral vascular procedure (eg, stenting or surgical revascularization), due to peripheral arterial ischemia	047D35Z	PX	DILATION OF LEFT COMMON ILIAC ARTERY WITH TWO DRUG-ELUTING INTRALUMINAL DEVICES, PERCUTANEOUS APPROACH
5.3.2	Prior nontraumatic amputation or peripheral vascular procedure (eg, stenting or surgical revascularization), due to peripheral arterial ischemia	047D366	PX	DILATION OF LEFT COMMON ILIAC ARTERY, BIFURCATION, WITH THREE DRUG-ELUTING INTRALUMINAL DEVICES, PERCUTANEOUS APPROACH
5.3.2	Prior nontraumatic amputation or peripheral vascular procedure (eg, stenting or surgical revascularization), due to peripheral arterial ischemia	047D36Z	PX	DILATION OF LEFT COMMON ILIAC ARTERY WITH THREE DRUG-ELUTING INTRALUMINAL DEVICES, PERCUTANEOUS APPROACH
5.3.2	Prior nontraumatic amputation or peripheral vascular procedure (eg, stenting or surgical revascularization), due to peripheral arterial ischemia	047D376	PX	DILATION OF LEFT COMMON ILIAC ARTERY, BIFURCATION, WITH FOUR OR MORE DRUG-ELUTING INTRALUMINAL DEVICES, PERCUTANEOUS APPROACH
5.3.2	Prior nontraumatic amputation or peripheral vascular procedure (eg, stenting or surgical revascularization), due to peripheral arterial ischemia	047D37Z	PX	DILATION OF LEFT COMMON ILIAC ARTERY WITH FOUR OR MORE DRUG-ELUTING INTRALUMINAL DEVICES, PERCUTANEOUS APPROACH
5.3.2	Prior nontraumatic amputation or peripheral vascular procedure (eg, stenting or surgical revascularization), due to peripheral arterial ischemia	047D3D6	PX	DILATION OF LEFT COMMON ILIAC ARTERY, BIFURCATION, WITH INTRALUMINAL DEVICE, PERCUTANEOUS APPROACH
5.3.2	Prior nontraumatic amputation or peripheral vascular procedure (eg, stenting or surgical revascularization), due to peripheral arterial ischemia	047D3DZ	PX	DILATION OF LEFT COMMON ILIAC ARTERY WITH INTRALUMINAL DEVICE, PERCUTANEOUS APPROACH
5.3.2	Prior nontraumatic amputation or peripheral vascular procedure (eg, stenting or surgical revascularization), due to peripheral arterial ischemia	047D3E6	PX	DILATION OF LEFT COMMON ILIAC ARTERY, BIFURCATION, WITH TWO INTRALUMINAL DEVICES, PERCUTANEOUS APPROACH
5.3.2	Prior nontraumatic amputation or peripheral vascular procedure (eg, stenting or surgical revascularization), due to peripheral arterial ischemia	047D3EZ	PX	DILATION OF LEFT COMMON ILIAC ARTERY WITH TWO INTRALUMINAL DEVICES, PERCUTANEOUS APPROACH
5.3.2	Prior nontraumatic amputation or peripheral vascular procedure (eg, stenting or surgical revascularization), due to peripheral arterial ischemia	047D3F6	PX	DILATION OF LEFT COMMON ILIAC ARTERY, BIFURCATION, WITH THREE INTRALUMINAL DEVICES, PERCUTANEOUS APPROACH
5.3.2	Prior nontraumatic amputation or peripheral vascular procedure (eg, stenting or surgical revascularization), due to peripheral arterial ischemia	047D3FZ	PX	DILATION OF LEFT COMMON ILIAC ARTERY WITH THREE INTRALUMINAL DEVICES, PERCUTANEOUS APPROACH
5.3.2	Prior nontraumatic amputation or peripheral vascular procedure (eg, stenting or surgical revascularization), due to peripheral arterial ischemia	047D3G6	PX	DILATION OF LEFT COMMON ILIAC ARTERY, BIFURCATION, WITH FOUR OR MORE INTRALUMINAL DEVICES, PERCUTANEOUS APPROACH

5.3.2 Prior nontraumatic amputation or peripheral vascular procedure (eg, stenting or surgical revascularization), due to peripheral arterial ischemia	047D3GZ	PX	DILATION OF LEFT COMMON ILIAC ARTERY WITH FOUR OR MORE INTRALUMINAL DEVICES, PERCUTANEOUS APPROACH
5.3.2 Prior nontraumatic amputation or peripheral vascular procedure (eg, stenting or surgical revascularization), due to peripheral arterial ischemia	047D3Z6	PX	DILATION OF LEFT COMMON ILIAC ARTERY, BIFURCATION, PERCUTANEOUS APPROACH
5.3.2 Prior nontraumatic amputation or peripheral vascular procedure (eg, stenting or surgical revascularization), due to peripheral arterial ischemia	047D3ZZ	PX	DILATION OF LEFT COMMON ILIAC ARTERY, PERCUTANEOUS APPROACH
5.3.2 Prior nontraumatic amputation or peripheral vascular procedure (eg, stenting or surgical revascularization), due to peripheral arterial ischemia	047D446	PX	DILATION OF LEFT COMMON ILIAC ARTERY, BIFURCATION, WITH DRUG-ELUTING INTRALUMINAL DEVICE, PERCUTANEOUS ENDOSCOPIC APPROACH
5.3.2 Prior nontraumatic amputation or peripheral vascular procedure (eg, stenting or surgical revascularization), due to peripheral arterial ischemia	047D44Z	PX	DILATION OF LEFT COMMON ILIAC ARTERY WITH DRUG-ELUTING INTRALUMINAL DEVICE, PERCUTANEOUS ENDOSCOPIC APPROACH
5.3.2 Prior nontraumatic amputation or peripheral vascular procedure (eg, stenting or surgical revascularization), due to peripheral arterial ischemia	047D456	PX	DILATION OF LEFT COMMON ILIAC ARTERY, BIFURCATION, WITH TWO DRUG-ELUTING INTRALUMINAL DEVICES, PERCUTANEOUS ENDOSCOPIC APPROACH
5.3.2 Prior nontraumatic amputation or peripheral vascular procedure (eg, stenting or surgical revascularization), due to peripheral arterial ischemia	047D45Z	PX	DILATION OF LEFT COMMON ILIAC ARTERY WITH TWO DRUG-ELUTING INTRALUMINAL DEVICES, PERCUTANEOUS ENDOSCOPIC APPROACH
5.3.2 Prior nontraumatic amputation or peripheral vascular procedure (eg, stenting or surgical revascularization), due to peripheral arterial ischemia	047D466	PX	DILATION OF LEFT COMMON ILIAC ARTERY, BIFURCATION, WITH THREE DRUG-ELUTING INTRALUMINAL DEVICES, PERCUTANEOUS ENDOSCOPIC APPROACH
5.3.2 Prior nontraumatic amputation or peripheral vascular procedure (eg, stenting or surgical revascularization), due to peripheral arterial ischemia	047D46Z	PX	DILATION OF LEFT COMMON ILIAC ARTERY WITH THREE DRUG-ELUTING INTRALUMINAL DEVICES, PERCUTANEOUS ENDOSCOPIC APPROACH
5.3.2 Prior nontraumatic amputation or peripheral vascular procedure (eg, stenting or surgical revascularization), due to peripheral arterial ischemia	047D476	PX	DILATION OF LEFT COMMON ILIAC ARTERY, BIFURCATION, WITH FOUR OR MORE DRUG-ELUTING INTRALUMINAL DEVICES, PERCUTANEOUS ENDOSCOPIC APPROACH
5.3.2 Prior nontraumatic amputation or peripheral vascular procedure (eg, stenting or surgical revascularization), due to peripheral arterial ischemia	047D47Z	PX	DILATION OF LEFT COMMON ILIAC ARTERY WITH FOUR OR MORE DRUG-ELUTING INTRALUMINAL DEVICES, PERCUTANEOUS ENDOSCOPIC APPROACH
5.3.2 Prior nontraumatic amputation or peripheral vascular procedure (eg, stenting or surgical revascularization), due to peripheral arterial ischemia	047D4D6	PX	DILATION OF LEFT COMMON ILIAC ARTERY, BIFURCATION, WITH INTRALUMINAL DEVICE, PERCUTANEOUS ENDOSCOPIC APPROACH

5.3.2	Prior nontraumatic amputation or peripheral vascular procedure (eg, stenting or surgical revascularization), due to peripheral arterial ischemia	047D4DZ	PX	DILATION OF LEFT COMMON ILIAC ARTERY WITH INTRALUMINAL DEVICE, PERCUTANEOUS ENDOSCOPIC APPROACH
5.3.2	Prior nontraumatic amputation or peripheral vascular procedure (eg, stenting or surgical revascularization), due to peripheral arterial ischemia	047D4E6	PX	DILATION OF LEFT COMMON ILIAC ARTERY, BIFURCATION, WITH TWO INTRALUMINAL DEVICES, PERCUTANEOUS ENDOSCOPIC APPROACH
5.3.2	Prior nontraumatic amputation or peripheral vascular procedure (eg, stenting or surgical revascularization), due to peripheral arterial ischemia	047D4EZ	PX	DILATION OF LEFT COMMON ILIAC ARTERY WITH TWO INTRALUMINAL DEVICES, PERCUTANEOUS ENDOSCOPIC APPROACH
5.3.2	Prior nontraumatic amputation or peripheral vascular procedure (eg, stenting or surgical revascularization), due to peripheral arterial ischemia	047D4F6	PX	DILATION OF LEFT COMMON ILIAC ARTERY, BIFURCATION, WITH THREE INTRALUMINAL DEVICES, PERCUTANEOUS ENDOSCOPIC APPROACH
5.3.2	Prior nontraumatic amputation or peripheral vascular procedure (eg, stenting or surgical revascularization), due to peripheral arterial ischemia	047D4FZ	PX	DILATION OF LEFT COMMON ILIAC ARTERY WITH THREE INTRALUMINAL DEVICES, PERCUTANEOUS ENDOSCOPIC APPROACH
5.3.2	Prior nontraumatic amputation or peripheral vascular procedure (eg, stenting or surgical revascularization), due to peripheral arterial ischemia	047D4G6	PX	DILATION OF LEFT COMMON ILIAC ARTERY, BIFURCATION, WITH FOUR OR MORE INTRALUMINAL DEVICES, PERCUTANEOUS ENDOSCOPIC APPROACH
5.3.2	Prior nontraumatic amputation or peripheral vascular procedure (eg, stenting or surgical revascularization), due to peripheral arterial ischemia	047D4GZ	PX	DILATION OF LEFT COMMON ILIAC ARTERY WITH FOUR OR MORE INTRALUMINAL DEVICES, PERCUTANEOUS ENDOSCOPIC APPROACH
5.3.2	Prior nontraumatic amputation or peripheral vascular procedure (eg, stenting or surgical revascularization), due to peripheral arterial ischemia	047D4Z6	PX	DILATION OF LEFT COMMON ILIAC ARTERY, BIFURCATION, PERCUTANEOUS ENDOSCOPIC APPROACH
5.3.2	Prior nontraumatic amputation or peripheral vascular procedure (eg, stenting or surgical revascularization), due to peripheral arterial ischemia	047D4ZZ	PX	DILATION OF LEFT COMMON ILIAC ARTERY, PERCUTANEOUS ENDOSCOPIC APPROACH
5.3.2	Prior nontraumatic amputation or peripheral vascular procedure (eg, stenting or surgical revascularization), due to peripheral arterial ischemia	047E046	PX	DILATION OF RIGHT INTERNAL ILIAC ARTERY, BIFURCATION, WITH DRUG-ELUTING INTRALUMINAL DEVICE, OPEN APPROACH
5.3.2	Prior nontraumatic amputation or peripheral vascular procedure (eg, stenting or surgical revascularization), due to peripheral arterial ischemia	047E04Z	PX	DILATION OF RIGHT INTERNAL ILIAC ARTERY WITH DRUG-ELUTING INTRALUMINAL DEVICE, OPEN APPROACH
5.3.2	Prior nontraumatic amputation or peripheral vascular procedure (eg, stenting or surgical revascularization), due to peripheral arterial ischemia	047E056	PX	DILATION OF RIGHT INTERNAL ILIAC ARTERY, BIFURCATION, WITH TWO DRUG-ELUTING INTRALUMINAL DEVICES, OPEN APPROACH

5.3.2	Prior nontraumatic amputation or peripheral vascular procedure (eg, stenting or surgical revascularization), due to peripheral arterial ischemia	047E05Z	PX	DILATION OF RIGHT INTERNAL ILIAC ARTERY WITH TWO DRUG-ELUTING INTRALUMINAL DEVICES, OPEN APPROACH
5.3.2	Prior nontraumatic amputation or peripheral vascular procedure (eg, stenting or surgical revascularization), due to peripheral arterial ischemia	047E066	PX	DILATION OF RIGHT INTERNAL ILIAC ARTERY, BIFURCATION, WITH THREE DRUG-ELUTING INTRALUMINAL DEVICES, OPEN APPROACH
5.3.2	Prior nontraumatic amputation or peripheral vascular procedure (eg, stenting or surgical revascularization), due to peripheral arterial ischemia	047E06Z	PX	DILATION OF RIGHT INTERNAL ILIAC ARTERY WITH THREE DRUG-ELUTING INTRALUMINAL DEVICES, OPEN APPROACH
5.3.2	Prior nontraumatic amputation or peripheral vascular procedure (eg, stenting or surgical revascularization), due to peripheral arterial ischemia	047E076	PX	DILATION OF RIGHT INTERNAL ILIAC ARTERY, BIFURCATION, WITH FOUR OR MORE DRUG-ELUTING INTRALUMINAL DEVICES, OPEN APPROACH
5.3.2	Prior nontraumatic amputation or peripheral vascular procedure (eg, stenting or surgical revascularization), due to peripheral arterial ischemia	047E07Z	PX	DILATION OF RIGHT INTERNAL ILIAC ARTERY WITH FOUR OR MORE DRUG-ELUTING INTRALUMINAL DEVICES, OPEN APPROACH
5.3.2	Prior nontraumatic amputation or peripheral vascular procedure (eg, stenting or surgical revascularization), due to peripheral arterial ischemia	047E0D6	PX	DILATION OF RIGHT INTERNAL ILIAC ARTERY, BIFURCATION, WITH INTRALUMINAL DEVICE, OPEN APPROACH
5.3.2	Prior nontraumatic amputation or peripheral vascular procedure (eg, stenting or surgical revascularization), due to peripheral arterial ischemia	047E0DZ	PX	DILATION OF RIGHT INTERNAL ILIAC ARTERY WITH INTRALUMINAL DEVICE, OPEN APPROACH
5.3.2	Prior nontraumatic amputation or peripheral vascular procedure (eg, stenting or surgical revascularization), due to peripheral arterial ischemia	047E0E6	PX	DILATION OF RIGHT INTERNAL ILIAC ARTERY, BIFURCATION, WITH TWO INTRALUMINAL DEVICES, OPEN APPROACH
5.3.2	Prior nontraumatic amputation or peripheral vascular procedure (eg, stenting or surgical revascularization), due to peripheral arterial ischemia	047E0EZ	PX	DILATION OF RIGHT INTERNAL ILIAC ARTERY WITH TWO INTRALUMINAL DEVICES, OPEN APPROACH
5.3.2	Prior nontraumatic amputation or peripheral vascular procedure (eg, stenting or surgical revascularization), due to peripheral arterial ischemia	047E0F6	PX	DILATION OF RIGHT INTERNAL ILIAC ARTERY, BIFURCATION, WITH THREE INTRALUMINAL DEVICES, OPEN APPROACH
5.3.2	Prior nontraumatic amputation or peripheral vascular procedure (eg, stenting or surgical revascularization), due to peripheral arterial ischemia	047E0FZ	PX	DILATION OF RIGHT INTERNAL ILIAC ARTERY WITH THREE INTRALUMINAL DEVICES, OPEN APPROACH
5.3.2	Prior nontraumatic amputation or peripheral vascular procedure (eg, stenting or surgical revascularization), due to peripheral arterial ischemia	047E0G6	PX	DILATION OF RIGHT INTERNAL ILIAC ARTERY, BIFURCATION, WITH FOUR OR MORE INTRALUMINAL DEVICES, OPEN APPROACH

5.3.2	Prior nontraumatic amputation or peripheral vascular procedure (eg, stenting or surgical revascularization), due to peripheral arterial ischemia	047E0GZ	PX	DILATION OF RIGHT INTERNAL ILIAC ARTERY WITH FOUR OR MORE INTRALUMINAL DEVICES, OPEN APPROACH
5.3.2	Prior nontraumatic amputation or peripheral vascular procedure (eg, stenting or surgical revascularization), due to peripheral arterial ischemia	047E0Z6	PX	DILATION OF RIGHT INTERNAL ILIAC ARTERY, BIFURCATION, OPEN APPROACH
5.3.2	Prior nontraumatic amputation or peripheral vascular procedure (eg, stenting or surgical revascularization), due to peripheral arterial ischemia	047E0ZZ	PX	DILATION OF RIGHT INTERNAL ILIAC ARTERY, OPEN APPROACH
5.3.2	Prior nontraumatic amputation or peripheral vascular procedure (eg, stenting or surgical revascularization), due to peripheral arterial ischemia	047E346	PX	DILATION OF RIGHT INTERNAL ILIAC ARTERY, BIFURCATION, WITH DRUG-ELUTING INTRALUMINAL DEVICE, PERCUTANEOUS APPROACH
5.3.2	Prior nontraumatic amputation or peripheral vascular procedure (eg, stenting or surgical revascularization), due to peripheral arterial ischemia	047E34Z	PX	DILATION OF RIGHT INTERNAL ILIAC ARTERY WITH DRUG-ELUTING INTRALUMINAL DEVICE, PERCUTANEOUS APPROACH
5.3.2	Prior nontraumatic amputation or peripheral vascular procedure (eg, stenting or surgical revascularization), due to peripheral arterial ischemia	047E356	PX	DILATION OF RIGHT INTERNAL ILIAC ARTERY, BIFURCATION, WITH TWO DRUG-ELUTING INTRALUMINAL DEVICES, PERCUTANEOUS APPROACH
5.3.2	Prior nontraumatic amputation or peripheral vascular procedure (eg, stenting or surgical revascularization), due to peripheral arterial ischemia	047E35Z	PX	DILATION OF RIGHT INTERNAL ILIAC ARTERY WITH TWO DRUG-ELUTING INTRALUMINAL DEVICES, PERCUTANEOUS APPROACH
5.3.2	Prior nontraumatic amputation or peripheral vascular procedure (eg, stenting or surgical revascularization), due to peripheral arterial ischemia	047E366	PX	DILATION OF RIGHT INTERNAL ILIAC ARTERY, BIFURCATION, WITH THREE DRUG-ELUTING INTRALUMINAL DEVICES, PERCUTANEOUS APPROACH
5.3.2	Prior nontraumatic amputation or peripheral vascular procedure (eg, stenting or surgical revascularization), due to peripheral arterial ischemia	047E36Z	PX	DILATION OF RIGHT INTERNAL ILIAC ARTERY WITH THREE DRUG-ELUTING INTRALUMINAL DEVICES, PERCUTANEOUS APPROACH
5.3.2	Prior nontraumatic amputation or peripheral vascular procedure (eg, stenting or surgical revascularization), due to peripheral arterial ischemia	047E376	PX	DILATION OF RIGHT INTERNAL ILIAC ARTERY, BIFURCATION, WITH FOUR OR MORE DRUG-ELUTING INTRALUMINAL DEVICES, PERCUTANEOUS APPROACH
5.3.2	Prior nontraumatic amputation or peripheral vascular procedure (eg, stenting or surgical revascularization), due to peripheral arterial ischemia	047E37Z	PX	DILATION OF RIGHT INTERNAL ILIAC ARTERY WITH FOUR OR MORE DRUG-ELUTING INTRALUMINAL DEVICES, PERCUTANEOUS APPROACH
5.3.2	Prior nontraumatic amputation or peripheral vascular procedure (eg, stenting or surgical revascularization), due to peripheral arterial ischemia	047E3D6	PX	DILATION OF RIGHT INTERNAL ILIAC ARTERY, BIFURCATION, WITH INTRALUMINAL DEVICE, PERCUTANEOUS APPROACH

5.3.2	Prior nontraumatic amputation or peripheral vascular procedure (eg, stenting or surgical revascularization), due to peripheral arterial ischemia	047E3DZ	PX	DILATION OF RIGHT INTERNAL ILIAC ARTERY WITH INTRALUMINAL DEVICE, PERCUTANEOUS APPROACH
5.3.2	Prior nontraumatic amputation or peripheral vascular procedure (eg, stenting or surgical revascularization), due to peripheral arterial ischemia	047E3E6	PX	DILATION OF RIGHT INTERNAL ILIAC ARTERY, BIFURCATION, WITH TWO INTRALUMINAL DEVICES, PERCUTANEOUS APPROACH
5.3.2	Prior nontraumatic amputation or peripheral vascular procedure (eg, stenting or surgical revascularization), due to peripheral arterial ischemia	047E3EZ	PX	DILATION OF RIGHT INTERNAL ILIAC ARTERY WITH TWO INTRALUMINAL DEVICES, PERCUTANEOUS APPROACH
5.3.2	Prior nontraumatic amputation or peripheral vascular procedure (eg, stenting or surgical revascularization), due to peripheral arterial ischemia	047E3F6	PX	DILATION OF RIGHT INTERNAL ILIAC ARTERY, BIFURCATION, WITH THREE INTRALUMINAL DEVICES, PERCUTANEOUS APPROACH
5.3.2	Prior nontraumatic amputation or peripheral vascular procedure (eg, stenting or surgical revascularization), due to peripheral arterial ischemia	047E3FZ	PX	DILATION OF RIGHT INTERNAL ILIAC ARTERY WITH THREE INTRALUMINAL DEVICES, PERCUTANEOUS APPROACH
5.3.2	Prior nontraumatic amputation or peripheral vascular procedure (eg, stenting or surgical revascularization), due to peripheral arterial ischemia	047E3G6	PX	DILATION OF RIGHT INTERNAL ILIAC ARTERY, BIFURCATION, WITH FOUR OR MORE INTRALUMINAL DEVICES, PERCUTANEOUS APPROACH
5.3.2	Prior nontraumatic amputation or peripheral vascular procedure (eg, stenting or surgical revascularization), due to peripheral arterial ischemia	047E3GZ	PX	DILATION OF RIGHT INTERNAL ILIAC ARTERY WITH FOUR OR MORE INTRALUMINAL DEVICES, PERCUTANEOUS APPROACH
5.3.2	Prior nontraumatic amputation or peripheral vascular procedure (eg, stenting or surgical revascularization), due to peripheral arterial ischemia	047E3Z6	PX	DILATION OF RIGHT INTERNAL ILIAC ARTERY, BIFURCATION, PERCUTANEOUS APPROACH
5.3.2	Prior nontraumatic amputation or peripheral vascular procedure (eg, stenting or surgical revascularization), due to peripheral arterial ischemia	047E3ZZ	PX	DILATION OF RIGHT INTERNAL ILIAC ARTERY, PERCUTANEOUS APPROACH
5.3.2	Prior nontraumatic amputation or peripheral vascular procedure (eg, stenting or surgical revascularization), due to peripheral arterial ischemia	047E446	PX	DILATION OF RIGHT INTERNAL ILIAC ARTERY, BIFURCATION, WITH DRUG-ELUTING INTRALUMINAL DEVICE, PERCUTANEOUS ENDOSCOPIC APPROACH
5.3.2	Prior nontraumatic amputation or peripheral vascular procedure (eg, stenting or surgical revascularization), due to peripheral arterial ischemia	047E44Z	PX	DILATION OF RIGHT INTERNAL ILIAC ARTERY WITH DRUG-ELUTING INTRALUMINAL DEVICE, PERCUTANEOUS ENDOSCOPIC APPROACH
5.3.2	Prior nontraumatic amputation or peripheral vascular procedure (eg, stenting or surgical revascularization), due to peripheral arterial ischemia	047E456	PX	DILATION OF RIGHT INTERNAL ILIAC ARTERY, BIFURCATION, WITH TWO DRUG-ELUTING INTRALUMINAL DEVICES, PERCUTANEOUS ENDOSCOPIC APPROACH

5.3.2	Prior nontraumatic amputation or peripheral vascular procedure (eg, stenting or surgical revascularization), due to peripheral arterial ischemia	047E45Z	PX	DILATION OF RIGHT INTERNAL ILIAC ARTERY WITH TWO DRUG-ELUTING INTRALUMINAL DEVICES, PERCUTANEOUS ENDOSCOPIC APPROACH
5.3.2	Prior nontraumatic amputation or peripheral vascular procedure (eg, stenting or surgical revascularization), due to peripheral arterial ischemia	047E466	PX	DILATION OF RIGHT INTERNAL ILIAC ARTERY, BIFURCATION, WITH THREE DRUG-ELUTING INTRALUMINAL DEVICES, PERCUTANEOUS ENDOSCOPIC APPROACH
5.3.2	Prior nontraumatic amputation or peripheral vascular procedure (eg, stenting or surgical revascularization), due to peripheral arterial ischemia	047E46Z	PX	DILATION OF RIGHT INTERNAL ILIAC ARTERY WITH THREE DRUG-ELUTING INTRALUMINAL DEVICES, PERCUTANEOUS ENDOSCOPIC APPROACH
5.3.2	Prior nontraumatic amputation or peripheral vascular procedure (eg, stenting or surgical revascularization), due to peripheral arterial ischemia	047E476	PX	DILATION OF RIGHT INTERNAL ILIAC ARTERY, BIFURCATION, WITH FOUR OR MORE DRUG-ELUTING INTRALUMINAL DEVICES, PERCUTANEOUS ENDOSCOPIC APPROACH
5.3.2	Prior nontraumatic amputation or peripheral vascular procedure (eg, stenting or surgical revascularization), due to peripheral arterial ischemia	047E47Z	PX	DILATION OF RIGHT INTERNAL ILIAC ARTERY WITH FOUR OR MORE DRUG-ELUTING INTRALUMINAL DEVICES, PERCUTANEOUS ENDOSCOPIC APPROACH
5.3.2	Prior nontraumatic amputation or peripheral vascular procedure (eg, stenting or surgical revascularization), due to peripheral arterial ischemia	047E4D6	PX	DILATION OF RIGHT INTERNAL ILIAC ARTERY, BIFURCATION, WITH INTRALUMINAL DEVICE, PERCUTANEOUS ENDOSCOPIC APPROACH
5.3.2	Prior nontraumatic amputation or peripheral vascular procedure (eg, stenting or surgical revascularization), due to peripheral arterial ischemia	047E4DZ	PX	DILATION OF RIGHT INTERNAL ILIAC ARTERY WITH INTRALUMINAL DEVICE, PERCUTANEOUS ENDOSCOPIC APPROACH
5.3.2	Prior nontraumatic amputation or peripheral vascular procedure (eg, stenting or surgical revascularization), due to peripheral arterial ischemia	047E4E6	PX	DILATION OF RIGHT INTERNAL ILIAC ARTERY, BIFURCATION, WITH TWO INTRALUMINAL DEVICES, PERCUTANEOUS ENDOSCOPIC APPROACH
5.3.2	Prior nontraumatic amputation or peripheral vascular procedure (eg, stenting or surgical revascularization), due to peripheral arterial ischemia	047E4EZ	PX	DILATION OF RIGHT INTERNAL ILIAC ARTERY WITH TWO INTRALUMINAL DEVICES, PERCUTANEOUS ENDOSCOPIC APPROACH
5.3.2	Prior nontraumatic amputation or peripheral vascular procedure (eg, stenting or surgical revascularization), due to peripheral arterial ischemia	047E4F6	PX	DILATION OF RIGHT INTERNAL ILIAC ARTERY, BIFURCATION, WITH THREE INTRALUMINAL DEVICES, PERCUTANEOUS ENDOSCOPIC APPROACH
5.3.2	Prior nontraumatic amputation or peripheral vascular procedure (eg, stenting or surgical revascularization), due to peripheral arterial ischemia	047E4FZ	PX	DILATION OF RIGHT INTERNAL ILIAC ARTERY WITH THREE INTRALUMINAL DEVICES, PERCUTANEOUS ENDOSCOPIC APPROACH
5.3.2	Prior nontraumatic amputation or peripheral vascular procedure (eg, stenting or surgical revascularization), due to peripheral arterial ischemia	047E4G6	PX	DILATION OF RIGHT INTERNAL ILIAC ARTERY, BIFURCATION, WITH FOUR OR MORE INTRALUMINAL DEVICES, PERCUTANEOUS ENDOSCOPIC APPROACH

5.3.2	Prior nontraumatic amputation or peripheral vascular procedure (eg, stenting or surgical revascularization), due to peripheral arterial ischemia	047E4GZ	PX	DILATION OF RIGHT INTERNAL ILIAC ARTERY WITH FOUR OR MORE INTRALUMINAL DEVICES, PERCUTANEOUS ENDOSCOPIC APPROACH
5.3.2	Prior nontraumatic amputation or peripheral vascular procedure (eg, stenting or surgical revascularization), due to peripheral arterial ischemia	047E4Z6	PX	DILATION OF RIGHT INTERNAL ILIAC ARTERY, BIFURCATION, PERCUTANEOUS ENDOSCOPIC APPROACH
5.3.2	Prior nontraumatic amputation or peripheral vascular procedure (eg, stenting or surgical revascularization), due to peripheral arterial ischemia	047E4ZZ	PX	DILATION OF RIGHT INTERNAL ILIAC ARTERY, PERCUTANEOUS ENDOSCOPIC APPROACH
5.3.2	Prior nontraumatic amputation or peripheral vascular procedure (eg, stenting or surgical revascularization), due to peripheral arterial ischemia	047F046	PX	DILATION OF LEFT INTERNAL ILIAC ARTERY, BIFURCATION, WITH DRUG-ELUTING INTRALUMINAL DEVICE, OPEN APPROACH
5.3.2	Prior nontraumatic amputation or peripheral vascular procedure (eg, stenting or surgical revascularization), due to peripheral arterial ischemia	047F04Z	PX	DILATION OF LEFT INTERNAL ILIAC ARTERY WITH DRUG-ELUTING INTRALUMINAL DEVICE, OPEN APPROACH
5.3.2	Prior nontraumatic amputation or peripheral vascular procedure (eg, stenting or surgical revascularization), due to peripheral arterial ischemia	047F056	PX	DILATION OF LEFT INTERNAL ILIAC ARTERY, BIFURCATION, WITH TWO DRUG-ELUTING INTRALUMINAL DEVICES, OPEN APPROACH
5.3.2	Prior nontraumatic amputation or peripheral vascular procedure (eg, stenting or surgical revascularization), due to peripheral arterial ischemia	047F05Z	PX	DILATION OF LEFT INTERNAL ILIAC ARTERY WITH TWO DRUG-ELUTING INTRALUMINAL DEVICES, OPEN APPROACH
5.3.2	Prior nontraumatic amputation or peripheral vascular procedure (eg, stenting or surgical revascularization), due to peripheral arterial ischemia	047F066	PX	DILATION OF LEFT INTERNAL ILIAC ARTERY, BIFURCATION, WITH THREE DRUG-ELUTING INTRALUMINAL DEVICES, OPEN APPROACH
5.3.2	Prior nontraumatic amputation or peripheral vascular procedure (eg, stenting or surgical revascularization), due to peripheral arterial ischemia	047F06Z	PX	DILATION OF LEFT INTERNAL ILIAC ARTERY WITH THREE DRUG-ELUTING INTRALUMINAL DEVICES, OPEN APPROACH
5.3.2	Prior nontraumatic amputation or peripheral vascular procedure (eg, stenting or surgical revascularization), due to peripheral arterial ischemia	047F076	PX	DILATION OF LEFT INTERNAL ILIAC ARTERY, BIFURCATION, WITH FOUR OR MORE DRUG-ELUTING INTRALUMINAL DEVICES, OPEN APPROACH
5.3.2	Prior nontraumatic amputation or peripheral vascular procedure (eg, stenting or surgical revascularization), due to peripheral arterial ischemia	047F07Z	PX	DILATION OF LEFT INTERNAL ILIAC ARTERY WITH FOUR OR MORE DRUG-ELUTING INTRALUMINAL DEVICES, OPEN APPROACH
5.3.2	Prior nontraumatic amputation or peripheral vascular procedure (eg, stenting or surgical revascularization), due to peripheral arterial ischemia	047F0D6	PX	DILATION OF LEFT INTERNAL ILIAC ARTERY, BIFURCATION, WITH INTRALUMINAL DEVICE, OPEN APPROACH

5.3.2	Prior nontraumatic amputation or peripheral vascular procedure (eg, stenting or surgical revascularization), due to peripheral arterial ischemia	047F0DZ	PX	DILATION OF LEFT INTERNAL ILIAC ARTERY WITH INTRALUMINAL DEVICE, OPEN APPROACH
5.3.2	Prior nontraumatic amputation or peripheral vascular procedure (eg, stenting or surgical revascularization), due to peripheral arterial ischemia	047F0E6	PX	DILATION OF LEFT INTERNAL ILIAC ARTERY, BIFURCATION, WITH TWO INTRALUMINAL DEVICES, OPEN APPROACH
5.3.2	Prior nontraumatic amputation or peripheral vascular procedure (eg, stenting or surgical revascularization), due to peripheral arterial ischemia	047F0EZ	PX	DILATION OF LEFT INTERNAL ILIAC ARTERY WITH TWO INTRALUMINAL DEVICES, OPEN APPROACH
5.3.2	Prior nontraumatic amputation or peripheral vascular procedure (eg, stenting or surgical revascularization), due to peripheral arterial ischemia	047F0F6	PX	DILATION OF LEFT INTERNAL ILIAC ARTERY, BIFURCATION, WITH THREE INTRALUMINAL DEVICES, OPEN APPROACH
5.3.2	Prior nontraumatic amputation or peripheral vascular procedure (eg, stenting or surgical revascularization), due to peripheral arterial ischemia	047F0FZ	PX	DILATION OF LEFT INTERNAL ILIAC ARTERY WITH THREE INTRALUMINAL DEVICES, OPEN APPROACH
5.3.2	Prior nontraumatic amputation or peripheral vascular procedure (eg, stenting or surgical revascularization), due to peripheral arterial ischemia	047F0G6	PX	DILATION OF LEFT INTERNAL ILIAC ARTERY, BIFURCATION, WITH FOUR OR MORE INTRALUMINAL DEVICES, OPEN APPROACH
5.3.2	Prior nontraumatic amputation or peripheral vascular procedure (eg, stenting or surgical revascularization), due to peripheral arterial ischemia	047F0GZ	PX	DILATION OF LEFT INTERNAL ILIAC ARTERY WITH FOUR OR MORE INTRALUMINAL DEVICES, OPEN APPROACH
5.3.2	Prior nontraumatic amputation or peripheral vascular procedure (eg, stenting or surgical revascularization), due to peripheral arterial ischemia	047F0Z6	PX	DILATION OF LEFT INTERNAL ILIAC ARTERY, BIFURCATION, OPEN APPROACH
5.3.2	Prior nontraumatic amputation or peripheral vascular procedure (eg, stenting or surgical revascularization), due to peripheral arterial ischemia	047F0ZZ	PX	DILATION OF LEFT INTERNAL ILIAC ARTERY, OPEN APPROACH
5.3.2	Prior nontraumatic amputation or peripheral vascular procedure (eg, stenting or surgical revascularization), due to peripheral arterial ischemia	047F346	PX	DILATION OF LEFT INTERNAL ILIAC ARTERY, BIFURCATION, WITH DRUG-ELUTING INTRALUMINAL DEVICE, PERCUTANEOUS APPROACH
5.3.2	Prior nontraumatic amputation or peripheral vascular procedure (eg, stenting or surgical revascularization), due to peripheral arterial ischemia	047F34Z	PX	DILATION OF LEFT INTERNAL ILIAC ARTERY WITH DRUG-ELUTING INTRALUMINAL DEVICE, PERCUTANEOUS APPROACH
5.3.2	Prior nontraumatic amputation or peripheral vascular procedure (eg, stenting or surgical revascularization), due to peripheral arterial ischemia	047F356	PX	DILATION OF LEFT INTERNAL ILIAC ARTERY, BIFURCATION, WITH TWO DRUG-ELUTING INTRALUMINAL DEVICES, PERCUTANEOUS APPROACH

5.3.2	Prior nontraumatic amputation or peripheral vascular procedure (eg, stenting or surgical revascularization), due to peripheral arterial ischemia	047F35Z	PX	DILATION OF LEFT INTERNAL ILIAC ARTERY WITH TWO DRUG-ELUTING INTRALUMINAL DEVICES, PERCUTANEOUS APPROACH
5.3.2	Prior nontraumatic amputation or peripheral vascular procedure (eg, stenting or surgical revascularization), due to peripheral arterial ischemia	047F366	PX	DILATION OF LEFT INTERNAL ILIAC ARTERY, BIFURCATION, WITH THREE DRUG-ELUTING INTRALUMINAL DEVICES, PERCUTANEOUS APPROACH
5.3.2	Prior nontraumatic amputation or peripheral vascular procedure (eg, stenting or surgical revascularization), due to peripheral arterial ischemia	047F36Z	PX	DILATION OF LEFT INTERNAL ILIAC ARTERY WITH THREE DRUG-ELUTING INTRALUMINAL DEVICES, PERCUTANEOUS APPROACH
5.3.2	Prior nontraumatic amputation or peripheral vascular procedure (eg, stenting or surgical revascularization), due to peripheral arterial ischemia	047F376	PX	DILATION OF LEFT INTERNAL ILIAC ARTERY, BIFURCATION, WITH FOUR OR MORE DRUG-ELUTING INTRALUMINAL DEVICES, PERCUTANEOUS APPROACH
5.3.2	Prior nontraumatic amputation or peripheral vascular procedure (eg, stenting or surgical revascularization), due to peripheral arterial ischemia	047F37Z	PX	DILATION OF LEFT INTERNAL ILIAC ARTERY WITH FOUR OR MORE DRUG-ELUTING INTRALUMINAL DEVICES, PERCUTANEOUS APPROACH
5.3.2	Prior nontraumatic amputation or peripheral vascular procedure (eg, stenting or surgical revascularization), due to peripheral arterial ischemia	047F3D6	PX	DILATION OF LEFT INTERNAL ILIAC ARTERY, BIFURCATION, WITH INTRALUMINAL DEVICE, PERCUTANEOUS APPROACH
5.3.2	Prior nontraumatic amputation or peripheral vascular procedure (eg, stenting or surgical revascularization), due to peripheral arterial ischemia	047F3DZ	PX	DILATION OF LEFT INTERNAL ILIAC ARTERY WITH INTRALUMINAL DEVICE, PERCUTANEOUS APPROACH
5.3.2	Prior nontraumatic amputation or peripheral vascular procedure (eg, stenting or surgical revascularization), due to peripheral arterial ischemia	047F3E6	PX	DILATION OF LEFT INTERNAL ILIAC ARTERY, BIFURCATION, WITH TWO INTRALUMINAL DEVICES, PERCUTANEOUS APPROACH
5.3.2	Prior nontraumatic amputation or peripheral vascular procedure (eg, stenting or surgical revascularization), due to peripheral arterial ischemia	047F3EZ	PX	DILATION OF LEFT INTERNAL ILIAC ARTERY WITH TWO INTRALUMINAL DEVICES, PERCUTANEOUS APPROACH
5.3.2	Prior nontraumatic amputation or peripheral vascular procedure (eg, stenting or surgical revascularization), due to peripheral arterial ischemia	047F3F6	PX	DILATION OF LEFT INTERNAL ILIAC ARTERY, BIFURCATION, WITH THREE INTRALUMINAL DEVICES, PERCUTANEOUS APPROACH
5.3.2	Prior nontraumatic amputation or peripheral vascular procedure (eg, stenting or surgical revascularization), due to peripheral arterial ischemia	047F3FZ	PX	DILATION OF LEFT INTERNAL ILIAC ARTERY WITH THREE INTRALUMINAL DEVICES, PERCUTANEOUS APPROACH
5.3.2	Prior nontraumatic amputation or peripheral vascular procedure (eg, stenting or surgical revascularization), due to peripheral arterial ischemia	047F3G6	PX	DILATION OF LEFT INTERNAL ILIAC ARTERY, BIFURCATION, WITH FOUR OR MORE INTRALUMINAL DEVICES, PERCUTANEOUS APPROACH

5.3.2	Prior nontraumatic amputation or peripheral vascular procedure (eg, stenting or surgical revascularization), due to peripheral arterial ischemia	047F3GZ	PX	DILATION OF LEFT INTERNAL ILIAC ARTERY WITH FOUR OR MORE INTRALUMINAL DEVICES, PERCUTANEOUS APPROACH
5.3.2	Prior nontraumatic amputation or peripheral vascular procedure (eg, stenting or surgical revascularization), due to peripheral arterial ischemia	047F3Z6	PX	DILATION OF LEFT INTERNAL ILIAC ARTERY, BIFURCATION, PERCUTANEOUS APPROACH
5.3.2	Prior nontraumatic amputation or peripheral vascular procedure (eg, stenting or surgical revascularization), due to peripheral arterial ischemia	047F3ZZ	PX	DILATION OF LEFT INTERNAL ILIAC ARTERY, PERCUTANEOUS APPROACH
5.3.2	Prior nontraumatic amputation or peripheral vascular procedure (eg, stenting or surgical revascularization), due to peripheral arterial ischemia	047F446	PX	DILATION OF LEFT INTERNAL ILIAC ARTERY, BIFURCATION, WITH DRUG-ELUTING INTRALUMINAL DEVICE, PERCUTANEOUS ENDOSCOPIC APPROACH
5.3.2	Prior nontraumatic amputation or peripheral vascular procedure (eg, stenting or surgical revascularization), due to peripheral arterial ischemia	047F44Z	PX	DILATION OF LEFT INTERNAL ILIAC ARTERY WITH DRUG-ELUTING INTRALUMINAL DEVICE, PERCUTANEOUS ENDOSCOPIC APPROACH
5.3.2	Prior nontraumatic amputation or peripheral vascular procedure (eg, stenting or surgical revascularization), due to peripheral arterial ischemia	047F456	PX	DILATION OF LEFT INTERNAL ILIAC ARTERY, BIFURCATION, WITH TWO DRUG-ELUTING INTRALUMINAL DEVICES, PERCUTANEOUS ENDOSCOPIC APPROACH
5.3.2	Prior nontraumatic amputation or peripheral vascular procedure (eg, stenting or surgical revascularization), due to peripheral arterial ischemia	047F45Z	PX	DILATION OF LEFT INTERNAL ILIAC ARTERY WITH TWO DRUG-ELUTING INTRALUMINAL DEVICES, PERCUTANEOUS ENDOSCOPIC APPROACH
5.3.2	Prior nontraumatic amputation or peripheral vascular procedure (eg, stenting or surgical revascularization), due to peripheral arterial ischemia	047F466	PX	DILATION OF LEFT INTERNAL ILIAC ARTERY, BIFURCATION, WITH THREE DRUG-ELUTING INTRALUMINAL DEVICES, PERCUTANEOUS ENDOSCOPIC APPROACH
5.3.2	Prior nontraumatic amputation or peripheral vascular procedure (eg, stenting or surgical revascularization), due to peripheral arterial ischemia	047F46Z	PX	DILATION OF LEFT INTERNAL ILIAC ARTERY WITH THREE DRUG-ELUTING INTRALUMINAL DEVICES, PERCUTANEOUS ENDOSCOPIC APPROACH
5.3.2	Prior nontraumatic amputation or peripheral vascular procedure (eg, stenting or surgical revascularization), due to peripheral arterial ischemia	047F476	PX	DILATION OF LEFT INTERNAL ILIAC ARTERY, BIFURCATION, WITH FOUR OR MORE DRUG-ELUTING INTRALUMINAL DEVICES, PERCUTANEOUS ENDOSCOPIC APPROACH
5.3.2	Prior nontraumatic amputation or peripheral vascular procedure (eg, stenting or surgical revascularization), due to peripheral arterial ischemia	047F47Z	PX	DILATION OF LEFT INTERNAL ILIAC ARTERY WITH FOUR OR MORE DRUG-ELUTING INTRALUMINAL DEVICES, PERCUTANEOUS ENDOSCOPIC APPROACH
5.3.2	Prior nontraumatic amputation or peripheral vascular procedure (eg, stenting or surgical revascularization), due to peripheral arterial ischemia	047F4D6	PX	DILATION OF LEFT INTERNAL ILIAC ARTERY, BIFURCATION, WITH INTRALUMINAL DEVICE, PERCUTANEOUS ENDOSCOPIC APPROACH

5.3.2	Prior nontraumatic amputation or peripheral vascular procedure (eg, stenting or surgical revascularization), due to peripheral arterial ischemia	047F4DZ	PX	DILATION OF LEFT INTERNAL ILIAC ARTERY WITH INTRALUMINAL DEVICE, PERCUTANEOUS ENDOSCOPIC APPROACH
5.3.2	Prior nontraumatic amputation or peripheral vascular procedure (eg, stenting or surgical revascularization), due to peripheral arterial ischemia	047F4E6	PX	DILATION OF LEFT INTERNAL ILIAC ARTERY, BIFURCATION, WITH TWO INTRALUMINAL DEVICES, PERCUTANEOUS ENDOSCOPIC APPROACH
5.3.2	Prior nontraumatic amputation or peripheral vascular procedure (eg, stenting or surgical revascularization), due to peripheral arterial ischemia	047F4EZ	PX	DILATION OF LEFT INTERNAL ILIAC ARTERY WITH TWO INTRALUMINAL DEVICES, PERCUTANEOUS ENDOSCOPIC APPROACH
5.3.2	Prior nontraumatic amputation or peripheral vascular procedure (eg, stenting or surgical revascularization), due to peripheral arterial ischemia	047F4F6	PX	DILATION OF LEFT INTERNAL ILIAC ARTERY, BIFURCATION, WITH THREE INTRALUMINAL DEVICES, PERCUTANEOUS ENDOSCOPIC APPROACH
5.3.2	Prior nontraumatic amputation or peripheral vascular procedure (eg, stenting or surgical revascularization), due to peripheral arterial ischemia	047F4FZ	PX	DILATION OF LEFT INTERNAL ILIAC ARTERY WITH THREE INTRALUMINAL DEVICES, PERCUTANEOUS ENDOSCOPIC APPROACH
5.3.2	Prior nontraumatic amputation or peripheral vascular procedure (eg, stenting or surgical revascularization), due to peripheral arterial ischemia	047F4G6	PX	DILATION OF LEFT INTERNAL ILIAC ARTERY, BIFURCATION, WITH FOUR OR MORE INTRALUMINAL DEVICES, PERCUTANEOUS ENDOSCOPIC APPROACH
5.3.2	Prior nontraumatic amputation or peripheral vascular procedure (eg, stenting or surgical revascularization), due to peripheral arterial ischemia	047F4GZ	PX	DILATION OF LEFT INTERNAL ILIAC ARTERY WITH FOUR OR MORE INTRALUMINAL DEVICES, PERCUTANEOUS ENDOSCOPIC APPROACH
5.3.2	Prior nontraumatic amputation or peripheral vascular procedure (eg, stenting or surgical revascularization), due to peripheral arterial ischemia	047F4Z6	PX	DILATION OF LEFT INTERNAL ILIAC ARTERY, BIFURCATION, PERCUTANEOUS ENDOSCOPIC APPROACH
5.3.2	Prior nontraumatic amputation or peripheral vascular procedure (eg, stenting or surgical revascularization), due to peripheral arterial ischemia	047F4ZZ	PX	DILATION OF LEFT INTERNAL ILIAC ARTERY, PERCUTANEOUS ENDOSCOPIC APPROACH
5.3.2	Prior nontraumatic amputation or peripheral vascular procedure (eg, stenting or surgical revascularization), due to peripheral arterial ischemia	047H046	PX	DILATION OF RIGHT EXTERNAL ILIAC ARTERY, BIFURCATION, WITH DRUG-ELUTING INTRALUMINAL DEVICE, OPEN APPROACH
5.3.2	Prior nontraumatic amputation or peripheral vascular procedure (eg, stenting or surgical revascularization), due to peripheral arterial ischemia	047H04Z	PX	DILATION OF RIGHT EXTERNAL ILIAC ARTERY WITH DRUG-ELUTING INTRALUMINAL DEVICE, OPEN APPROACH
5.3.2	Prior nontraumatic amputation or peripheral vascular procedure (eg, stenting or surgical revascularization), due to peripheral arterial ischemia	047H056	PX	DILATION OF RIGHT EXTERNAL ILIAC ARTERY, BIFURCATION, WITH TWO DRUG-ELUTING INTRALUMINAL DEVICES, OPEN APPROACH

5.3.2	Prior nontraumatic amputation or peripheral vascular procedure (eg, stenting or surgical revascularization), due to peripheral arterial ischemia	047H05Z	PX	DILATION OF RIGHT EXTERNAL ILIAC ARTERY WITH TWO DRUG-ELUTING INTRALUMINAL DEVICES, OPEN APPROACH
5.3.2	Prior nontraumatic amputation or peripheral vascular procedure (eg, stenting or surgical revascularization), due to peripheral arterial ischemia	047H066	PX	DILATION OF RIGHT EXTERNAL ILIAC ARTERY, BIFURCATION, WITH THREE DRUG-ELUTING INTRALUMINAL DEVICES, OPEN APPROACH
5.3.2	Prior nontraumatic amputation or peripheral vascular procedure (eg, stenting or surgical revascularization), due to peripheral arterial ischemia	047H06Z	PX	DILATION OF RIGHT EXTERNAL ILIAC ARTERY WITH THREE DRUG-ELUTING INTRALUMINAL DEVICES, OPEN APPROACH
5.3.2	Prior nontraumatic amputation or peripheral vascular procedure (eg, stenting or surgical revascularization), due to peripheral arterial ischemia	047H076	PX	DILATION OF RIGHT EXTERNAL ILIAC ARTERY, BIFURCATION, WITH FOUR OR MORE DRUG-ELUTING INTRALUMINAL DEVICES, OPEN APPROACH
5.3.2	Prior nontraumatic amputation or peripheral vascular procedure (eg, stenting or surgical revascularization), due to peripheral arterial ischemia	047H07Z	PX	DILATION OF RIGHT EXTERNAL ILIAC ARTERY WITH FOUR OR MORE DRUG-ELUTING INTRALUMINAL DEVICES, OPEN APPROACH
5.3.2	Prior nontraumatic amputation or peripheral vascular procedure (eg, stenting or surgical revascularization), due to peripheral arterial ischemia	047H0D6	PX	DILATION OF RIGHT EXTERNAL ILIAC ARTERY, BIFURCATION, WITH INTRALUMINAL DEVICE, OPEN APPROACH
5.3.2	Prior nontraumatic amputation or peripheral vascular procedure (eg, stenting or surgical revascularization), due to peripheral arterial ischemia	047H0DZ	PX	DILATION OF RIGHT EXTERNAL ILIAC ARTERY WITH INTRALUMINAL DEVICE, OPEN APPROACH
5.3.2	Prior nontraumatic amputation or peripheral vascular procedure (eg, stenting or surgical revascularization), due to peripheral arterial ischemia	047H0E6	PX	DILATION OF RIGHT EXTERNAL ILIAC ARTERY, BIFURCATION, WITH TWO INTRALUMINAL DEVICES, OPEN APPROACH
5.3.2	Prior nontraumatic amputation or peripheral vascular procedure (eg, stenting or surgical revascularization), due to peripheral arterial ischemia	047H0EZ	PX	DILATION OF RIGHT EXTERNAL ILIAC ARTERY WITH TWO INTRALUMINAL DEVICES, OPEN APPROACH
5.3.2	Prior nontraumatic amputation or peripheral vascular procedure (eg, stenting or surgical revascularization), due to peripheral arterial ischemia	047H0F6	PX	DILATION OF RIGHT EXTERNAL ILIAC ARTERY, BIFURCATION, WITH THREE INTRALUMINAL DEVICES, OPEN APPROACH
5.3.2	Prior nontraumatic amputation or peripheral vascular procedure (eg, stenting or surgical revascularization), due to peripheral arterial ischemia	047H0FZ	PX	DILATION OF RIGHT EXTERNAL ILIAC ARTERY WITH THREE INTRALUMINAL DEVICES, OPEN APPROACH
5.3.2	Prior nontraumatic amputation or peripheral vascular procedure (eg, stenting or surgical revascularization), due to peripheral arterial ischemia	047H0G6	PX	DILATION OF RIGHT EXTERNAL ILIAC ARTERY, BIFURCATION, WITH FOUR OR MORE INTRALUMINAL DEVICES, OPEN APPROACH

5.3.2	Prior nontraumatic amputation or peripheral vascular procedure (eg, stenting or surgical revascularization), due to peripheral arterial ischemia	047H0GZ	PX	DILATION OF RIGHT EXTERNAL ILIAC ARTERY WITH FOUR OR MORE INTRALUMINAL DEVICES, OPEN APPROACH
5.3.2	Prior nontraumatic amputation or peripheral vascular procedure (eg, stenting or surgical revascularization), due to peripheral arterial ischemia	047H0Z6	PX	DILATION OF RIGHT EXTERNAL ILIAC ARTERY, BIFURCATION, OPEN APPROACH
5.3.2	Prior nontraumatic amputation or peripheral vascular procedure (eg, stenting or surgical revascularization), due to peripheral arterial ischemia	047H0ZZ	PX	DILATION OF RIGHT EXTERNAL ILIAC ARTERY, OPEN APPROACH
5.3.2	Prior nontraumatic amputation or peripheral vascular procedure (eg, stenting or surgical revascularization), due to peripheral arterial ischemia	047H346	PX	DILATION OF RIGHT EXTERNAL ILIAC ARTERY, BIFURCATION, WITH DRUG-ELUTING INTRALUMINAL DEVICE, PERCUTANEOUS APPROACH
5.3.2	Prior nontraumatic amputation or peripheral vascular procedure (eg, stenting or surgical revascularization), due to peripheral arterial ischemia	047H34Z	PX	DILATION OF RIGHT EXTERNAL ILIAC ARTERY WITH DRUG-ELUTING INTRALUMINAL DEVICE, PERCUTANEOUS APPROACH
5.3.2	Prior nontraumatic amputation or peripheral vascular procedure (eg, stenting or surgical revascularization), due to peripheral arterial ischemia	047H356	PX	DILATION OF RIGHT EXTERNAL ILIAC ARTERY, BIFURCATION, WITH TWO DRUG-ELUTING INTRALUMINAL DEVICES, PERCUTANEOUS APPROACH
5.3.2	Prior nontraumatic amputation or peripheral vascular procedure (eg, stenting or surgical revascularization), due to peripheral arterial ischemia	047H35Z	PX	DILATION OF RIGHT EXTERNAL ILIAC ARTERY WITH TWO DRUG-ELUTING INTRALUMINAL DEVICES, PERCUTANEOUS APPROACH
5.3.2	Prior nontraumatic amputation or peripheral vascular procedure (eg, stenting or surgical revascularization), due to peripheral arterial ischemia	047H366	PX	DILATION OF RIGHT EXTERNAL ILIAC ARTERY, BIFURCATION, WITH THREE DRUG-ELUTING INTRALUMINAL DEVICES, PERCUTANEOUS APPROACH
5.3.2	Prior nontraumatic amputation or peripheral vascular procedure (eg, stenting or surgical revascularization), due to peripheral arterial ischemia	047H36Z	PX	DILATION OF RIGHT EXTERNAL ILIAC ARTERY WITH THREE DRUG-ELUTING INTRALUMINAL DEVICES, PERCUTANEOUS APPROACH
5.3.2	Prior nontraumatic amputation or peripheral vascular procedure (eg, stenting or surgical revascularization), due to peripheral arterial ischemia	047H376	PX	DILATION OF RIGHT EXTERNAL ILIAC ARTERY, BIFURCATION, WITH FOUR OR MORE DRUG-ELUTING INTRALUMINAL DEVICES, PERCUTANEOUS APPROACH
5.3.2	Prior nontraumatic amputation or peripheral vascular procedure (eg, stenting or surgical revascularization), due to peripheral arterial ischemia	047H37Z	PX	DILATION OF RIGHT EXTERNAL ILIAC ARTERY WITH FOUR OR MORE DRUG-ELUTING INTRALUMINAL DEVICES, PERCUTANEOUS APPROACH
5.3.2	Prior nontraumatic amputation or peripheral vascular procedure (eg, stenting or surgical revascularization), due to peripheral arterial ischemia	047H3D6	PX	DILATION OF RIGHT EXTERNAL ILIAC ARTERY, BIFURCATION, WITH INTRALUMINAL DEVICE, PERCUTANEOUS APPROACH

5.3.2	Prior nontraumatic amputation or peripheral vascular procedure (eg, stenting or surgical revascularization), due to peripheral arterial ischemia	047H3DZ	PX	DILATION OF RIGHT EXTERNAL ILIAC ARTERY WITH INTRALUMINAL DEVICE, PERCUTANEOUS APPROACH
5.3.2	Prior nontraumatic amputation or peripheral vascular procedure (eg, stenting or surgical revascularization), due to peripheral arterial ischemia	047H3E6	PX	DILATION OF RIGHT EXTERNAL ILIAC ARTERY, BIFURCATION, WITH TWO INTRALUMINAL DEVICES, PERCUTANEOUS APPROACH
5.3.2	Prior nontraumatic amputation or peripheral vascular procedure (eg, stenting or surgical revascularization), due to peripheral arterial ischemia	047H3EZ	PX	DILATION OF RIGHT EXTERNAL ILIAC ARTERY WITH TWO INTRALUMINAL DEVICES, PERCUTANEOUS APPROACH
5.3.2	Prior nontraumatic amputation or peripheral vascular procedure (eg, stenting or surgical revascularization), due to peripheral arterial ischemia	047H3F6	PX	DILATION OF RIGHT EXTERNAL ILIAC ARTERY, BIFURCATION, WITH THREE INTRALUMINAL DEVICES, PERCUTANEOUS APPROACH
5.3.2	Prior nontraumatic amputation or peripheral vascular procedure (eg, stenting or surgical revascularization), due to peripheral arterial ischemia	047H3FZ	PX	DILATION OF RIGHT EXTERNAL ILIAC ARTERY WITH THREE INTRALUMINAL DEVICES, PERCUTANEOUS APPROACH
5.3.2	Prior nontraumatic amputation or peripheral vascular procedure (eg, stenting or surgical revascularization), due to peripheral arterial ischemia	047H3G6	PX	DILATION OF RIGHT EXTERNAL ILIAC ARTERY, BIFURCATION, WITH FOUR OR MORE INTRALUMINAL DEVICES, PERCUTANEOUS APPROACH
5.3.2	Prior nontraumatic amputation or peripheral vascular procedure (eg, stenting or surgical revascularization), due to peripheral arterial ischemia	047H3GZ	PX	DILATION OF RIGHT EXTERNAL ILIAC ARTERY WITH FOUR OR MORE INTRALUMINAL DEVICES, PERCUTANEOUS APPROACH
5.3.2	Prior nontraumatic amputation or peripheral vascular procedure (eg, stenting or surgical revascularization), due to peripheral arterial ischemia	047H3Z6	PX	DILATION OF RIGHT EXTERNAL ILIAC ARTERY, BIFURCATION, PERCUTANEOUS APPROACH
5.3.2	Prior nontraumatic amputation or peripheral vascular procedure (eg, stenting or surgical revascularization), due to peripheral arterial ischemia	047H3ZZ	PX	DILATION OF RIGHT EXTERNAL ILIAC ARTERY, PERCUTANEOUS APPROACH
5.3.2	Prior nontraumatic amputation or peripheral vascular procedure (eg, stenting or surgical revascularization), due to peripheral arterial ischemia	047H446	PX	DILATION OF RIGHT EXTERNAL ILIAC ARTERY, BIFURCATION, WITH DRUG-ELUTING INTRALUMINAL DEVICE, PERCUTANEOUS ENDOSCOPIC APPROACH
5.3.2	Prior nontraumatic amputation or peripheral vascular procedure (eg, stenting or surgical revascularization), due to peripheral arterial ischemia	047H44Z	PX	DILATION OF RIGHT EXTERNAL ILIAC ARTERY WITH DRUG-ELUTING INTRALUMINAL DEVICE, PERCUTANEOUS ENDOSCOPIC APPROACH
5.3.2	Prior nontraumatic amputation or peripheral vascular procedure (eg, stenting or surgical revascularization), due to peripheral arterial ischemia	047H456	PX	DILATION OF RIGHT EXTERNAL ILIAC ARTERY, BIFURCATION, WITH TWO DRUG-ELUTING INTRALUMINAL DEVICES, PERCUTANEOUS ENDOSCOPIC APPROACH

5.3.2	Prior nontraumatic amputation or peripheral vascular procedure (eg, stenting or surgical revascularization), due to peripheral arterial ischemia	047H45Z	PX	DILATION OF RIGHT EXTERNAL ILIAC ARTERY WITH TWO DRUG-ELUTING INTRALUMINAL DEVICES, PERCUTANEOUS ENDOSCOPIC APPROACH
5.3.2	Prior nontraumatic amputation or peripheral vascular procedure (eg, stenting or surgical revascularization), due to peripheral arterial ischemia	047H466	PX	DILATION OF RIGHT EXTERNAL ILIAC ARTERY, BIFURCATION, WITH THREE DRUG-ELUTING INTRALUMINAL DEVICES, PERCUTANEOUS ENDOSCOPIC APPROACH
5.3.2	Prior nontraumatic amputation or peripheral vascular procedure (eg, stenting or surgical revascularization), due to peripheral arterial ischemia	047H46Z	PX	DILATION OF RIGHT EXTERNAL ILIAC ARTERY WITH THREE DRUG-ELUTING INTRALUMINAL DEVICES, PERCUTANEOUS ENDOSCOPIC APPROACH
5.3.2	Prior nontraumatic amputation or peripheral vascular procedure (eg, stenting or surgical revascularization), due to peripheral arterial ischemia	047H476	PX	DILATION OF RIGHT EXTERNAL ILIAC ARTERY, BIFURCATION, WITH FOUR OR MORE DRUG-ELUTING INTRALUMINAL DEVICES, PERCUTANEOUS ENDOSCOPIC APPROACH
5.3.2	Prior nontraumatic amputation or peripheral vascular procedure (eg, stenting or surgical revascularization), due to peripheral arterial ischemia	047H47Z	PX	DILATION OF RIGHT EXTERNAL ILIAC ARTERY WITH FOUR OR MORE DRUG-ELUTING INTRALUMINAL DEVICES, PERCUTANEOUS ENDOSCOPIC APPROACH
5.3.2	Prior nontraumatic amputation or peripheral vascular procedure (eg, stenting or surgical revascularization), due to peripheral arterial ischemia	047H4D6	PX	DILATION OF RIGHT EXTERNAL ILIAC ARTERY, BIFURCATION, WITH INTRALUMINAL DEVICE, PERCUTANEOUS ENDOSCOPIC APPROACH
5.3.2	Prior nontraumatic amputation or peripheral vascular procedure (eg, stenting or surgical revascularization), due to peripheral arterial ischemia	047H4DZ	PX	DILATION OF RIGHT EXTERNAL ILIAC ARTERY WITH INTRALUMINAL DEVICE, PERCUTANEOUS ENDOSCOPIC APPROACH
5.3.2	Prior nontraumatic amputation or peripheral vascular procedure (eg, stenting or surgical revascularization), due to peripheral arterial ischemia	047H4E6	PX	DILATION OF RIGHT EXTERNAL ILIAC ARTERY, BIFURCATION, WITH TWO INTRALUMINAL DEVICES, PERCUTANEOUS ENDOSCOPIC APPROACH
5.3.2	Prior nontraumatic amputation or peripheral vascular procedure (eg, stenting or surgical revascularization), due to peripheral arterial ischemia	047H4EZ	PX	DILATION OF RIGHT EXTERNAL ILIAC ARTERY WITH TWO INTRALUMINAL DEVICES, PERCUTANEOUS ENDOSCOPIC APPROACH
5.3.2	Prior nontraumatic amputation or peripheral vascular procedure (eg, stenting or surgical revascularization), due to peripheral arterial ischemia	047H4F6	PX	DILATION OF RIGHT EXTERNAL ILIAC ARTERY, BIFURCATION, WITH THREE INTRALUMINAL DEVICES, PERCUTANEOUS ENDOSCOPIC APPROACH
5.3.2	Prior nontraumatic amputation or peripheral vascular procedure (eg, stenting or surgical revascularization), due to peripheral arterial ischemia	047H4FZ	PX	DILATION OF RIGHT EXTERNAL ILIAC ARTERY WITH THREE INTRALUMINAL DEVICES, PERCUTANEOUS ENDOSCOPIC APPROACH
5.3.2	Prior nontraumatic amputation or peripheral vascular procedure (eg, stenting or surgical revascularization), due to peripheral arterial ischemia	047H4G6	PX	DILATION OF RIGHT EXTERNAL ILIAC ARTERY, BIFURCATION, WITH FOUR OR MORE INTRALUMINAL DEVICES, PERCUTANEOUS ENDOSCOPIC APPROACH

5.3.2	Prior nontraumatic amputation or peripheral vascular procedure (eg, stenting or surgical revascularization), due to peripheral arterial ischemia	047H4GZ	PX	DILATION OF RIGHT EXTERNAL ILIAC ARTERY WITH FOUR OR MORE INTRALUMINAL DEVICES, PERCUTANEOUS ENDOSCOPIC APPROACH
5.3.2	Prior nontraumatic amputation or peripheral vascular procedure (eg, stenting or surgical revascularization), due to peripheral arterial ischemia	047H4Z6	PX	DILATION OF RIGHT EXTERNAL ILIAC ARTERY, BIFURCATION, PERCUTANEOUS ENDOSCOPIC APPROACH
5.3.2	Prior nontraumatic amputation or peripheral vascular procedure (eg, stenting or surgical revascularization), due to peripheral arterial ischemia	047H4ZZ	PX	DILATION OF RIGHT EXTERNAL ILIAC ARTERY, PERCUTANEOUS ENDOSCOPIC APPROACH
5.3.2	Prior nontraumatic amputation or peripheral vascular procedure (eg, stenting or surgical revascularization), due to peripheral arterial ischemia	047J046	PX	DILATION OF LEFT EXTERNAL ILIAC ARTERY, BIFURCATION, WITH DRUG-ELUTING INTRALUMINAL DEVICE, OPEN APPROACH
5.3.2	Prior nontraumatic amputation or peripheral vascular procedure (eg, stenting or surgical revascularization), due to peripheral arterial ischemia	047J04Z	PX	DILATION OF LEFT EXTERNAL ILIAC ARTERY WITH DRUG-ELUTING INTRALUMINAL DEVICE, OPEN APPROACH
5.3.2	Prior nontraumatic amputation or peripheral vascular procedure (eg, stenting or surgical revascularization), due to peripheral arterial ischemia	047J056	PX	DILATION OF LEFT EXTERNAL ILIAC ARTERY, BIFURCATION, WITH TWO DRUG-ELUTING INTRALUMINAL DEVICES, OPEN APPROACH
5.3.2	Prior nontraumatic amputation or peripheral vascular procedure (eg, stenting or surgical revascularization), due to peripheral arterial ischemia	047J05Z	PX	DILATION OF LEFT EXTERNAL ILIAC ARTERY WITH TWO DRUG-ELUTING INTRALUMINAL DEVICES, OPEN APPROACH
5.3.2	Prior nontraumatic amputation or peripheral vascular procedure (eg, stenting or surgical revascularization), due to peripheral arterial ischemia	047J066	PX	DILATION OF LEFT EXTERNAL ILIAC ARTERY, BIFURCATION, WITH THREE DRUG-ELUTING INTRALUMINAL DEVICES, OPEN APPROACH
5.3.2	Prior nontraumatic amputation or peripheral vascular procedure (eg, stenting or surgical revascularization), due to peripheral arterial ischemia	047J06Z	PX	DILATION OF LEFT EXTERNAL ILIAC ARTERY WITH THREE DRUG-ELUTING INTRALUMINAL DEVICES, OPEN APPROACH
5.3.2	Prior nontraumatic amputation or peripheral vascular procedure (eg, stenting or surgical revascularization), due to peripheral arterial ischemia	047J076	PX	DILATION OF LEFT EXTERNAL ILIAC ARTERY, BIFURCATION, WITH FOUR OR MORE DRUG-ELUTING INTRALUMINAL DEVICES, OPEN APPROACH
5.3.2	Prior nontraumatic amputation or peripheral vascular procedure (eg, stenting or surgical revascularization), due to peripheral arterial ischemia	047J07Z	PX	DILATION OF LEFT EXTERNAL ILIAC ARTERY WITH FOUR OR MORE DRUG-ELUTING INTRALUMINAL DEVICES, OPEN APPROACH
5.3.2	Prior nontraumatic amputation or peripheral vascular procedure (eg, stenting or surgical revascularization), due to peripheral arterial ischemia	047J0D6	PX	DILATION OF LEFT EXTERNAL ILIAC ARTERY, BIFURCATION, WITH INTRALUMINAL DEVICE, OPEN APPROACH

5.3.2 Prior nontraumatic amputation or peripheral vascular procedure (eg, stenting or surgical revascularization), due to peripheral arterial ischemia	047J0DZ	PX	DILATION OF LEFT EXTERNAL ILIAC ARTERY WITH INTRALUMINAL DEVICE, OPEN APPROACH
5.3.2 Prior nontraumatic amputation or peripheral vascular procedure (eg, stenting or surgical revascularization), due to peripheral arterial ischemia	047J0E6	PX	DILATION OF LEFT EXTERNAL ILIAC ARTERY, BIFURCATION, WITH TWO INTRALUMINAL DEVICES, OPEN APPROACH
5.3.2 Prior nontraumatic amputation or peripheral vascular procedure (eg, stenting or surgical revascularization), due to peripheral arterial ischemia	047J0EZ	PX	DILATION OF LEFT EXTERNAL ILIAC ARTERY WITH TWO INTRALUMINAL DEVICES, OPEN APPROACH
5.3.2 Prior nontraumatic amputation or peripheral vascular procedure (eg, stenting or surgical revascularization), due to peripheral arterial ischemia	047J0F6	PX	DILATION OF LEFT EXTERNAL ILIAC ARTERY, BIFURCATION, WITH THREE INTRALUMINAL DEVICES, OPEN APPROACH
5.3.2 Prior nontraumatic amputation or peripheral vascular procedure (eg, stenting or surgical revascularization), due to peripheral arterial ischemia	047J0FZ	PX	DILATION OF LEFT EXTERNAL ILIAC ARTERY WITH THREE INTRALUMINAL DEVICES, OPEN APPROACH
5.3.2 Prior nontraumatic amputation or peripheral vascular procedure (eg, stenting or surgical revascularization), due to peripheral arterial ischemia	047J0G6	PX	DILATION OF LEFT EXTERNAL ILIAC ARTERY, BIFURCATION, WITH FOUR OR MORE INTRALUMINAL DEVICES, OPEN APPROACH
5.3.2 Prior nontraumatic amputation or peripheral vascular procedure (eg, stenting or surgical revascularization), due to peripheral arterial ischemia	047J0GZ	PX	DILATION OF LEFT EXTERNAL ILIAC ARTERY WITH FOUR OR MORE INTRALUMINAL DEVICES, OPEN APPROACH
5.3.2 Prior nontraumatic amputation or peripheral vascular procedure (eg, stenting or surgical revascularization), due to peripheral arterial ischemia	047J0Z6	PX	DILATION OF LEFT EXTERNAL ILIAC ARTERY, BIFURCATION, OPEN APPROACH
5.3.2 Prior nontraumatic amputation or peripheral vascular procedure (eg, stenting or surgical revascularization), due to peripheral arterial ischemia	047J0ZZ	PX	DILATION OF LEFT EXTERNAL ILIAC ARTERY, OPEN APPROACH
5.3.2 Prior nontraumatic amputation or peripheral vascular procedure (eg, stenting or surgical revascularization), due to peripheral arterial ischemia	047J346	PX	DILATION OF LEFT EXTERNAL ILIAC ARTERY, BIFURCATION, WITH DRUG-ELUTING INTRALUMINAL DEVICE, PERCUTANEOUS APPROACH
5.3.2 Prior nontraumatic amputation or peripheral vascular procedure (eg, stenting or surgical revascularization), due to peripheral arterial ischemia	047J34Z	PX	DILATION OF LEFT EXTERNAL ILIAC ARTERY WITH DRUG-ELUTING INTRALUMINAL DEVICE, PERCUTANEOUS APPROACH
5.3.2 Prior nontraumatic amputation or peripheral vascular procedure (eg, stenting or surgical revascularization), due to peripheral arterial ischemia	047J356	PX	DILATION OF LEFT EXTERNAL ILIAC ARTERY, BIFURCATION, WITH TWO DRUG-ELUTING INTRALUMINAL DEVICES, PERCUTANEOUS APPROACH

5.3.2 Prior nontraumatic amputation or peripheral vascular procedure (eg, stenting or surgical revascularization), due to peripheral arterial ischemia	047J35Z	PX	DILATION OF LEFT EXTERNAL ILIAC ARTERY WITH TWO DRUG-ELUTING INTRALUMINAL DEVICES, PERCUTANEOUS APPROACH
5.3.2 Prior nontraumatic amputation or peripheral vascular procedure (eg, stenting or surgical revascularization), due to peripheral arterial ischemia	047J366	PX	DILATION OF LEFT EXTERNAL ILIAC ARTERY, BIFURCATION, WITH THREE DRUG-ELUTING INTRALUMINAL DEVICES, PERCUTANEOUS APPROACH
5.3.2 Prior nontraumatic amputation or peripheral vascular procedure (eg, stenting or surgical revascularization), due to peripheral arterial ischemia	047J36Z	PX	DILATION OF LEFT EXTERNAL ILIAC ARTERY WITH THREE DRUG-ELUTING INTRALUMINAL DEVICES, PERCUTANEOUS APPROACH
5.3.2 Prior nontraumatic amputation or peripheral vascular procedure (eg, stenting or surgical revascularization), due to peripheral arterial ischemia	047J376	PX	DILATION OF LEFT EXTERNAL ILIAC ARTERY, BIFURCATION, WITH FOUR OR MORE DRUG-ELUTING INTRALUMINAL DEVICES, PERCUTANEOUS APPROACH
5.3.2 Prior nontraumatic amputation or peripheral vascular procedure (eg, stenting or surgical revascularization), due to peripheral arterial ischemia	047J37Z	PX	DILATION OF LEFT EXTERNAL ILIAC ARTERY WITH FOUR OR MORE DRUG-ELUTING INTRALUMINAL DEVICES, PERCUTANEOUS APPROACH
5.3.2 Prior nontraumatic amputation or peripheral vascular procedure (eg, stenting or surgical revascularization), due to peripheral arterial ischemia	047J3D6	PX	DILATION OF LEFT EXTERNAL ILIAC ARTERY, BIFURCATION, WITH INTRALUMINAL DEVICE, PERCUTANEOUS APPROACH
5.3.2 Prior nontraumatic amputation or peripheral vascular procedure (eg, stenting or surgical revascularization), due to peripheral arterial ischemia	047J3DZ	PX	DILATION OF LEFT EXTERNAL ILIAC ARTERY WITH INTRALUMINAL DEVICE, PERCUTANEOUS APPROACH
5.3.2 Prior nontraumatic amputation or peripheral vascular procedure (eg, stenting or surgical revascularization), due to peripheral arterial ischemia	047J3E6	PX	DILATION OF LEFT EXTERNAL ILIAC ARTERY, BIFURCATION, WITH TWO INTRALUMINAL DEVICES, PERCUTANEOUS APPROACH
5.3.2 Prior nontraumatic amputation or peripheral vascular procedure (eg, stenting or surgical revascularization), due to peripheral arterial ischemia	047J3EZ	PX	DILATION OF LEFT EXTERNAL ILIAC ARTERY WITH TWO INTRALUMINAL DEVICES, PERCUTANEOUS APPROACH
5.3.2 Prior nontraumatic amputation or peripheral vascular procedure (eg, stenting or surgical revascularization), due to peripheral arterial ischemia	047J3F6	PX	DILATION OF LEFT EXTERNAL ILIAC ARTERY, BIFURCATION, WITH THREE INTRALUMINAL DEVICES, PERCUTANEOUS APPROACH
5.3.2 Prior nontraumatic amputation or peripheral vascular procedure (eg, stenting or surgical revascularization), due to peripheral arterial ischemia	047J3FZ	PX	DILATION OF LEFT EXTERNAL ILIAC ARTERY WITH THREE INTRALUMINAL DEVICES, PERCUTANEOUS APPROACH
5.3.2 Prior nontraumatic amputation or peripheral vascular procedure (eg, stenting or surgical revascularization), due to peripheral arterial ischemia	047J3G6	PX	DILATION OF LEFT EXTERNAL ILIAC ARTERY, BIFURCATION, WITH FOUR OR MORE INTRALUMINAL DEVICES, PERCUTANEOUS APPROACH

5.3.2 Prior nontraumatic amputation or peripheral vascular procedure (eg, stenting or surgical revascularization), due to peripheral arterial ischemia	047J3GZ	PX	DILATION OF LEFT EXTERNAL ILIAC ARTERY WITH FOUR OR MORE INTRALUMINAL DEVICES, PERCUTANEOUS APPROACH
5.3.2 Prior nontraumatic amputation or peripheral vascular procedure (eg, stenting or surgical revascularization), due to peripheral arterial ischemia	047J3Z6	PX	DILATION OF LEFT EXTERNAL ILIAC ARTERY, BIFURCATION, PERCUTANEOUS APPROACH
5.3.2 Prior nontraumatic amputation or peripheral vascular procedure (eg, stenting or surgical revascularization), due to peripheral arterial ischemia	047J3ZZ	PX	DILATION OF LEFT EXTERNAL ILIAC ARTERY, PERCUTANEOUS APPROACH
5.3.2 Prior nontraumatic amputation or peripheral vascular procedure (eg, stenting or surgical revascularization), due to peripheral arterial ischemia	047J446	PX	DILATION OF LEFT EXTERNAL ILIAC ARTERY, BIFURCATION, WITH DRUG-ELUTING INTRALUMINAL DEVICE, PERCUTANEOUS ENDOSCOPIC APPROACH
5.3.2 Prior nontraumatic amputation or peripheral vascular procedure (eg, stenting or surgical revascularization), due to peripheral arterial ischemia	047J44Z	PX	DILATION OF LEFT EXTERNAL ILIAC ARTERY WITH DRUG-ELUTING INTRALUMINAL DEVICE, PERCUTANEOUS ENDOSCOPIC APPROACH
5.3.2 Prior nontraumatic amputation or peripheral vascular procedure (eg, stenting or surgical revascularization), due to peripheral arterial ischemia	047J456	PX	DILATION OF LEFT EXTERNAL ILIAC ARTERY, BIFURCATION, WITH TWO DRUG-ELUTING INTRALUMINAL DEVICES, PERCUTANEOUS ENDOSCOPIC APPROACH
5.3.2 Prior nontraumatic amputation or peripheral vascular procedure (eg, stenting or surgical revascularization), due to peripheral arterial ischemia	047J45Z	PX	DILATION OF LEFT EXTERNAL ILIAC ARTERY WITH TWO DRUG-ELUTING INTRALUMINAL DEVICES, PERCUTANEOUS ENDOSCOPIC APPROACH
5.3.2 Prior nontraumatic amputation or peripheral vascular procedure (eg, stenting or surgical revascularization), due to peripheral arterial ischemia	047J466	PX	DILATION OF LEFT EXTERNAL ILIAC ARTERY, BIFURCATION, WITH THREE DRUG-ELUTING INTRALUMINAL DEVICES, PERCUTANEOUS ENDOSCOPIC APPROACH
5.3.2 Prior nontraumatic amputation or peripheral vascular procedure (eg, stenting or surgical revascularization), due to peripheral arterial ischemia	047J46Z	PX	DILATION OF LEFT EXTERNAL ILIAC ARTERY WITH THREE DRUG-ELUTING INTRALUMINAL DEVICES, PERCUTANEOUS ENDOSCOPIC APPROACH
5.3.2 Prior nontraumatic amputation or peripheral vascular procedure (eg, stenting or surgical revascularization), due to peripheral arterial ischemia	047J476	PX	DILATION OF LEFT EXTERNAL ILIAC ARTERY, BIFURCATION, WITH FOUR OR MORE DRUG-ELUTING INTRALUMINAL DEVICES, PERCUTANEOUS ENDOSCOPIC APPROACH
5.3.2 Prior nontraumatic amputation or peripheral vascular procedure (eg, stenting or surgical revascularization), due to peripheral arterial ischemia	047J47Z	PX	DILATION OF LEFT EXTERNAL ILIAC ARTERY WITH FOUR OR MORE DRUG-ELUTING INTRALUMINAL DEVICES, PERCUTANEOUS ENDOSCOPIC APPROACH
5.3.2 Prior nontraumatic amputation or peripheral vascular procedure (eg, stenting or surgical revascularization), due to peripheral arterial ischemia	047J4D6	PX	DILATION OF LEFT EXTERNAL ILIAC ARTERY, BIFURCATION, WITH INTRALUMINAL DEVICE, PERCUTANEOUS ENDOSCOPIC APPROACH

5.3.2	Prior nontraumatic amputation or peripheral vascular procedure (eg, stenting or surgical revascularization), due to peripheral arterial ischemia	047J4DZ	PX	DILATION OF LEFT EXTERNAL ILIAC ARTERY WITH INTRALUMINAL DEVICE, PERCUTANEOUS ENDOSCOPIC APPROACH
5.3.2	Prior nontraumatic amputation or peripheral vascular procedure (eg, stenting or surgical revascularization), due to peripheral arterial ischemia	047J4E6	PX	DILATION OF LEFT EXTERNAL ILIAC ARTERY, BIFURCATION, WITH TWO INTRALUMINAL DEVICES, PERCUTANEOUS ENDOSCOPIC APPROACH
5.3.2	Prior nontraumatic amputation or peripheral vascular procedure (eg, stenting or surgical revascularization), due to peripheral arterial ischemia	047J4EZ	PX	DILATION OF LEFT EXTERNAL ILIAC ARTERY WITH TWO INTRALUMINAL DEVICES, PERCUTANEOUS ENDOSCOPIC APPROACH
5.3.2	Prior nontraumatic amputation or peripheral vascular procedure (eg, stenting or surgical revascularization), due to peripheral arterial ischemia	047J4F6	PX	DILATION OF LEFT EXTERNAL ILIAC ARTERY, BIFURCATION, WITH THREE INTRALUMINAL DEVICES, PERCUTANEOUS ENDOSCOPIC APPROACH
5.3.2	Prior nontraumatic amputation or peripheral vascular procedure (eg, stenting or surgical revascularization), due to peripheral arterial ischemia	047J4FZ	PX	DILATION OF LEFT EXTERNAL ILIAC ARTERY WITH THREE INTRALUMINAL DEVICES, PERCUTANEOUS ENDOSCOPIC APPROACH
5.3.2	Prior nontraumatic amputation or peripheral vascular procedure (eg, stenting or surgical revascularization), due to peripheral arterial ischemia	047J4G6	PX	DILATION OF LEFT EXTERNAL ILIAC ARTERY, BIFURCATION, WITH FOUR OR MORE INTRALUMINAL DEVICES, PERCUTANEOUS ENDOSCOPIC APPROACH
5.3.2	Prior nontraumatic amputation or peripheral vascular procedure (eg, stenting or surgical revascularization), due to peripheral arterial ischemia	047J4GZ	PX	DILATION OF LEFT EXTERNAL ILIAC ARTERY WITH FOUR OR MORE INTRALUMINAL DEVICES, PERCUTANEOUS ENDOSCOPIC APPROACH
5.3.2	Prior nontraumatic amputation or peripheral vascular procedure (eg, stenting or surgical revascularization), due to peripheral arterial ischemia	047J4Z6	PX	DILATION OF LEFT EXTERNAL ILIAC ARTERY, BIFURCATION, PERCUTANEOUS ENDOSCOPIC APPROACH
5.3.2	Prior nontraumatic amputation or peripheral vascular procedure (eg, stenting or surgical revascularization), due to peripheral arterial ischemia	047J4ZZ	PX	DILATION OF LEFT EXTERNAL ILIAC ARTERY, PERCUTANEOUS ENDOSCOPIC APPROACH
5.3.2	Prior nontraumatic amputation or peripheral vascular procedure (eg, stenting or surgical revascularization), due to peripheral arterial ischemia	047K041	PX	DILATION OF RIGHT FEMORAL ARTERY WITH DRUG-ELUTING INTRALUMINAL DEVICE, USING DRUG-COATED BALLOON, OPEN APPROACH
5.3.2	Prior nontraumatic amputation or peripheral vascular procedure (eg, stenting or surgical revascularization), due to peripheral arterial ischemia	047K046	PX	DILATION OF RIGHT FEMORAL ARTERY, BIFURCATION, WITH DRUG-ELUTING INTRALUMINAL DEVICE, OPEN APPROACH
5.3.2	Prior nontraumatic amputation or peripheral vascular procedure (eg, stenting or surgical revascularization), due to peripheral arterial ischemia	047K04Z	PX	DILATION OF RIGHT FEMORAL ARTERY WITH DRUG-ELUTING INTRALUMINAL DEVICE, OPEN APPROACH

5.3.2	Prior nontraumatic amputation or peripheral vascular procedure (eg, stenting or surgical revascularization), due to peripheral arterial ischemia	047K056	PX	DILATION OF RIGHT FEMORAL ARTERY, BIFURCATION, WITH TWO DRUG-ELUTING INTRALUMINAL DEVICES, OPEN APPROACH
5.3.2	Prior nontraumatic amputation or peripheral vascular procedure (eg, stenting or surgical revascularization), due to peripheral arterial ischemia	047K05Z	PX	DILATION OF RIGHT FEMORAL ARTERY WITH TWO DRUG-ELUTING INTRALUMINAL DEVICES, OPEN APPROACH
5.3.2	Prior nontraumatic amputation or peripheral vascular procedure (eg, stenting or surgical revascularization), due to peripheral arterial ischemia	047K066	PX	DILATION OF RIGHT FEMORAL ARTERY, BIFURCATION, WITH THREE DRUG-ELUTING INTRALUMINAL DEVICES, OPEN APPROACH
5.3.2	Prior nontraumatic amputation or peripheral vascular procedure (eg, stenting or surgical revascularization), due to peripheral arterial ischemia	047K06Z	PX	DILATION OF RIGHT FEMORAL ARTERY WITH THREE DRUG-ELUTING INTRALUMINAL DEVICES, OPEN APPROACH
5.3.2	Prior nontraumatic amputation or peripheral vascular procedure (eg, stenting or surgical revascularization), due to peripheral arterial ischemia	047K076	PX	DILATION OF RIGHT FEMORAL ARTERY, BIFURCATION, WITH FOUR OR MORE DRUG-ELUTING INTRALUMINAL DEVICES, OPEN APPROACH
5.3.2	Prior nontraumatic amputation or peripheral vascular procedure (eg, stenting or surgical revascularization), due to peripheral arterial ischemia	047K07Z	PX	DILATION OF RIGHT FEMORAL ARTERY WITH FOUR OR MORE DRUG-ELUTING INTRALUMINAL DEVICES, OPEN APPROACH
5.3.2	Prior nontraumatic amputation or peripheral vascular procedure (eg, stenting or surgical revascularization), due to peripheral arterial ischemia	047K0D1	PX	DILATION OF RIGHT FEMORAL ARTERY WITH INTRALUMINAL DEVICE, USING DRUG-COATED BALLOON, OPEN APPROACH
5.3.2	Prior nontraumatic amputation or peripheral vascular procedure (eg, stenting or surgical revascularization), due to peripheral arterial ischemia	047K0D6	PX	DILATION OF RIGHT FEMORAL ARTERY, BIFURCATION, WITH INTRALUMINAL DEVICE, OPEN APPROACH
5.3.2	Prior nontraumatic amputation or peripheral vascular procedure (eg, stenting or surgical revascularization), due to peripheral arterial ischemia	047K0DZ	PX	DILATION OF RIGHT FEMORAL ARTERY WITH INTRALUMINAL DEVICE, OPEN APPROACH
5.3.2	Prior nontraumatic amputation or peripheral vascular procedure (eg, stenting or surgical revascularization), due to peripheral arterial ischemia	047K0E6	PX	DILATION OF RIGHT FEMORAL ARTERY, BIFURCATION, WITH TWO INTRALUMINAL DEVICES, OPEN APPROACH
5.3.2	Prior nontraumatic amputation or peripheral vascular procedure (eg, stenting or surgical revascularization), due to peripheral arterial ischemia	047K0EZ	PX	DILATION OF RIGHT FEMORAL ARTERY WITH TWO INTRALUMINAL DEVICES, OPEN APPROACH
5.3.2	Prior nontraumatic amputation or peripheral vascular procedure (eg, stenting or surgical revascularization), due to peripheral arterial ischemia	047K0F6	PX	DILATION OF RIGHT FEMORAL ARTERY, BIFURCATION, WITH THREE INTRALUMINAL DEVICES, OPEN APPROACH

5.3.2	Prior nontraumatic amputation or peripheral vascular procedure (eg, stenting or surgical revascularization), due to peripheral arterial ischemia	047K0FZ	PX	DILATION OF RIGHT FEMORAL ARTERY WITH THREE INTRALUMINAL DEVICES, OPEN APPROACH
5.3.2	Prior nontraumatic amputation or peripheral vascular procedure (eg, stenting or surgical revascularization), due to peripheral arterial ischemia	047K0G6	PX	DILATION OF RIGHT FEMORAL ARTERY, BIFURCATION, WITH FOUR OR MORE INTRALUMINAL DEVICES, OPEN APPROACH
5.3.2	Prior nontraumatic amputation or peripheral vascular procedure (eg, stenting or surgical revascularization), due to peripheral arterial ischemia	047K0GZ	PX	DILATION OF RIGHT FEMORAL ARTERY WITH FOUR OR MORE INTRALUMINAL DEVICES, OPEN APPROACH
5.3.2	Prior nontraumatic amputation or peripheral vascular procedure (eg, stenting or surgical revascularization), due to peripheral arterial ischemia	047K0Z1	PX	DILATION OF RIGHT FEMORAL ARTERY USING DRUG-COATED BALLOON, OPEN APPROACH
5.3.2	Prior nontraumatic amputation or peripheral vascular procedure (eg, stenting or surgical revascularization), due to peripheral arterial ischemia	047K0Z6	PX	DILATION OF RIGHT FEMORAL ARTERY, BIFURCATION, OPEN APPROACH
5.3.2	Prior nontraumatic amputation or peripheral vascular procedure (eg, stenting or surgical revascularization), due to peripheral arterial ischemia	047K0ZZ	PX	DILATION OF RIGHT FEMORAL ARTERY, OPEN APPROACH
5.3.2	Prior nontraumatic amputation or peripheral vascular procedure (eg, stenting or surgical revascularization), due to peripheral arterial ischemia	047K341	PX	DILATION OF RIGHT FEMORAL ARTERY WITH DRUG-ELUTING INTRALUMINAL DEVICE, USING DRUG-COATED BALLOON, PERCUTANEOUS APPROACH
5.3.2	Prior nontraumatic amputation or peripheral vascular procedure (eg, stenting or surgical revascularization), due to peripheral arterial ischemia	047K346	PX	DILATION OF RIGHT FEMORAL ARTERY, BIFURCATION, WITH DRUG-ELUTING INTRALUMINAL DEVICE, PERCUTANEOUS APPROACH
5.3.2	Prior nontraumatic amputation or peripheral vascular procedure (eg, stenting or surgical revascularization), due to peripheral arterial ischemia	047K34Z	PX	DILATION OF RIGHT FEMORAL ARTERY WITH DRUG-ELUTING INTRALUMINAL DEVICE, PERCUTANEOUS APPROACH
5.3.2	Prior nontraumatic amputation or peripheral vascular procedure (eg, stenting or surgical revascularization), due to peripheral arterial ischemia	047K356	PX	DILATION OF RIGHT FEMORAL ARTERY, BIFURCATION, WITH TWO DRUG-ELUTING INTRALUMINAL DEVICES, PERCUTANEOUS APPROACH
5.3.2	Prior nontraumatic amputation or peripheral vascular procedure (eg, stenting or surgical revascularization), due to peripheral arterial ischemia	047K35Z	PX	DILATION OF RIGHT FEMORAL ARTERY WITH TWO DRUG-ELUTING INTRALUMINAL DEVICES, PERCUTANEOUS APPROACH
5.3.2	Prior nontraumatic amputation or peripheral vascular procedure (eg, stenting or surgical revascularization), due to peripheral arterial ischemia	047K366	PX	DILATION OF RIGHT FEMORAL ARTERY, BIFURCATION, WITH THREE DRUG-ELUTING INTRALUMINAL DEVICES, PERCUTANEOUS APPROACH

5.3.2	Prior nontraumatic amputation or peripheral vascular procedure (eg, stenting or surgical revascularization), due to peripheral arterial ischemia	047K36Z	PX	DILATION OF RIGHT FEMORAL ARTERY WITH THREE DRUG-ELUTING INTRALUMINAL DEVICES, PERCUTANEOUS APPROACH
5.3.2	Prior nontraumatic amputation or peripheral vascular procedure (eg, stenting or surgical revascularization), due to peripheral arterial ischemia	047K376	PX	DILATION OF RIGHT FEMORAL ARTERY, BIFURCATION, WITH FOUR OR MORE DRUG-ELUTING INTRALUMINAL DEVICES, PERCUTANEOUS APPROACH
5.3.2	Prior nontraumatic amputation or peripheral vascular procedure (eg, stenting or surgical revascularization), due to peripheral arterial ischemia	047K37Z	PX	DILATION OF RIGHT FEMORAL ARTERY WITH FOUR OR MORE DRUG-ELUTING INTRALUMINAL DEVICES, PERCUTANEOUS APPROACH
5.3.2	Prior nontraumatic amputation or peripheral vascular procedure (eg, stenting or surgical revascularization), due to peripheral arterial ischemia	047K3D1	PX	DILATION OF RIGHT FEMORAL ARTERY WITH INTRALUMINAL DEVICE, USING DRUG-COATED BALLOON, PERCUTANEOUS APPROACH
5.3.2	Prior nontraumatic amputation or peripheral vascular procedure (eg, stenting or surgical revascularization), due to peripheral arterial ischemia	047K3D6	PX	DILATION OF RIGHT FEMORAL ARTERY, BIFURCATION, WITH INTRALUMINAL DEVICE, PERCUTANEOUS APPROACH
5.3.2	Prior nontraumatic amputation or peripheral vascular procedure (eg, stenting or surgical revascularization), due to peripheral arterial ischemia	047K3DZ	PX	DILATION OF RIGHT FEMORAL ARTERY WITH INTRALUMINAL DEVICE, PERCUTANEOUS APPROACH
5.3.2	Prior nontraumatic amputation or peripheral vascular procedure (eg, stenting or surgical revascularization), due to peripheral arterial ischemia	047K3E6	PX	DILATION OF RIGHT FEMORAL ARTERY, BIFURCATION, WITH TWO INTRALUMINAL DEVICES, PERCUTANEOUS APPROACH
5.3.2	Prior nontraumatic amputation or peripheral vascular procedure (eg, stenting or surgical revascularization), due to peripheral arterial ischemia	047K3EZ	PX	DILATION OF RIGHT FEMORAL ARTERY WITH TWO INTRALUMINAL DEVICES, PERCUTANEOUS APPROACH
5.3.2	Prior nontraumatic amputation or peripheral vascular procedure (eg, stenting or surgical revascularization), due to peripheral arterial ischemia	047K3F6	PX	DILATION OF RIGHT FEMORAL ARTERY, BIFURCATION, WITH THREE INTRALUMINAL DEVICES, PERCUTANEOUS APPROACH
5.3.2	Prior nontraumatic amputation or peripheral vascular procedure (eg, stenting or surgical revascularization), due to peripheral arterial ischemia	047K3FZ	PX	DILATION OF RIGHT FEMORAL ARTERY WITH THREE INTRALUMINAL DEVICES, PERCUTANEOUS APPROACH
5.3.2	Prior nontraumatic amputation or peripheral vascular procedure (eg, stenting or surgical revascularization), due to peripheral arterial ischemia	047K3G6	PX	DILATION OF RIGHT FEMORAL ARTERY, BIFURCATION, WITH FOUR OR MORE INTRALUMINAL DEVICES, PERCUTANEOUS APPROACH
5.3.2	Prior nontraumatic amputation or peripheral vascular procedure (eg, stenting or surgical revascularization), due to peripheral arterial ischemia	047K3GZ	PX	DILATION OF RIGHT FEMORAL ARTERY WITH FOUR OR MORE INTRALUMINAL DEVICES, PERCUTANEOUS APPROACH

5.3.2	Prior nontraumatic amputation or peripheral vascular procedure (eg, stenting or surgical revascularization), due to peripheral arterial ischemia	047K3Z1	PX	DILATION OF RIGHT FEMORAL ARTERY USING DRUG-COATED BALLOON, PERCUTANEOUS APPROACH
5.3.2	Prior nontraumatic amputation or peripheral vascular procedure (eg, stenting or surgical revascularization), due to peripheral arterial ischemia	047K3Z6	PX	DILATION OF RIGHT FEMORAL ARTERY, BIFURCATION, PERCUTANEOUS APPROACH
5.3.2	Prior nontraumatic amputation or peripheral vascular procedure (eg, stenting or surgical revascularization), due to peripheral arterial ischemia	047K3ZZ	PX	DILATION OF RIGHT FEMORAL ARTERY, PERCUTANEOUS APPROACH
5.3.2	Prior nontraumatic amputation or peripheral vascular procedure (eg, stenting or surgical revascularization), due to peripheral arterial ischemia	047K441	PX	DILATION OF RIGHT FEMORAL ARTERY WITH DRUG-ELUTING INTRALUMINAL DEVICE, USING DRUG-COATED BALLOON, PERCUTANEOUS ENDOSCOPIC APPROACH
5.3.2	Prior nontraumatic amputation or peripheral vascular procedure (eg, stenting or surgical revascularization), due to peripheral arterial ischemia	047K446	PX	DILATION OF RIGHT FEMORAL ARTERY, BIFURCATION, WITH DRUG-ELUTING INTRALUMINAL DEVICE, PERCUTANEOUS ENDOSCOPIC APPROACH
5.3.2	Prior nontraumatic amputation or peripheral vascular procedure (eg, stenting or surgical revascularization), due to peripheral arterial ischemia	047K44Z	PX	DILATION OF RIGHT FEMORAL ARTERY WITH DRUG-ELUTING INTRALUMINAL DEVICE, PERCUTANEOUS ENDOSCOPIC APPROACH
5.3.2	Prior nontraumatic amputation or peripheral vascular procedure (eg, stenting or surgical revascularization), due to peripheral arterial ischemia	047K456	PX	DILATION OF RIGHT FEMORAL ARTERY, BIFURCATION, WITH TWO DRUG-ELUTING INTRALUMINAL DEVICES, PERCUTANEOUS ENDOSCOPIC APPROACH
5.3.2	Prior nontraumatic amputation or peripheral vascular procedure (eg, stenting or surgical revascularization), due to peripheral arterial ischemia	047K45Z	PX	DILATION OF RIGHT FEMORAL ARTERY WITH TWO DRUG-ELUTING INTRALUMINAL DEVICES, PERCUTANEOUS ENDOSCOPIC APPROACH
5.3.2	Prior nontraumatic amputation or peripheral vascular procedure (eg, stenting or surgical revascularization), due to peripheral arterial ischemia	047K466	PX	DILATION OF RIGHT FEMORAL ARTERY, BIFURCATION, WITH THREE DRUG-ELUTING INTRALUMINAL DEVICES, PERCUTANEOUS ENDOSCOPIC APPROACH
5.3.2	Prior nontraumatic amputation or peripheral vascular procedure (eg, stenting or surgical revascularization), due to peripheral arterial ischemia	047K46Z	PX	DILATION OF RIGHT FEMORAL ARTERY WITH THREE DRUG-ELUTING INTRALUMINAL DEVICES, PERCUTANEOUS ENDOSCOPIC APPROACH
5.3.2	Prior nontraumatic amputation or peripheral vascular procedure (eg, stenting or surgical revascularization), due to peripheral arterial ischemia	047K476	PX	DILATION OF RIGHT FEMORAL ARTERY, BIFURCATION, WITH FOUR OR MORE DRUG-ELUTING INTRALUMINAL DEVICES, PERCUTANEOUS ENDOSCOPIC APPROACH
5.3.2	Prior nontraumatic amputation or peripheral vascular procedure (eg, stenting or surgical revascularization), due to peripheral arterial ischemia	047K47Z	PX	DILATION OF RIGHT FEMORAL ARTERY WITH FOUR OR MORE DRUG-ELUTING INTRALUMINAL DEVICES, PERCUTANEOUS ENDOSCOPIC APPROACH

5.3.2	Prior nontraumatic amputation or peripheral vascular procedure (eg, stenting or surgical revascularization), due to peripheral arterial ischemia	047K4D1	PX	DILATION OF RIGHT FEMORAL ARTERY WITH INTRALUMINAL DEVICE, USING DRUG-COATED BALLOON, PERCUTANEOUS ENDOSCOPIC APPROACH
5.3.2	Prior nontraumatic amputation or peripheral vascular procedure (eg, stenting or surgical revascularization), due to peripheral arterial ischemia	047K4D6	PX	DILATION OF RIGHT FEMORAL ARTERY, BIFURCATION, WITH INTRALUMINAL DEVICE, PERCUTANEOUS ENDOSCOPIC APPROACH
5.3.2	Prior nontraumatic amputation or peripheral vascular procedure (eg, stenting or surgical revascularization), due to peripheral arterial ischemia	047K4DZ	PX	DILATION OF RIGHT FEMORAL ARTERY WITH INTRALUMINAL DEVICE, PERCUTANEOUS ENDOSCOPIC APPROACH
5.3.2	Prior nontraumatic amputation or peripheral vascular procedure (eg, stenting or surgical revascularization), due to peripheral arterial ischemia	047K4E6	PX	DILATION OF RIGHT FEMORAL ARTERY, BIFURCATION, WITH TWO INTRALUMINAL DEVICES, PERCUTANEOUS ENDOSCOPIC APPROACH
5.3.2	Prior nontraumatic amputation or peripheral vascular procedure (eg, stenting or surgical revascularization), due to peripheral arterial ischemia	047K4EZ	PX	DILATION OF RIGHT FEMORAL ARTERY WITH TWO INTRALUMINAL DEVICES, PERCUTANEOUS ENDOSCOPIC APPROACH
5.3.2	Prior nontraumatic amputation or peripheral vascular procedure (eg, stenting or surgical revascularization), due to peripheral arterial ischemia	047K4F6	PX	DILATION OF RIGHT FEMORAL ARTERY, BIFURCATION, WITH THREE INTRALUMINAL DEVICES, PERCUTANEOUS ENDOSCOPIC APPROACH
5.3.2	Prior nontraumatic amputation or peripheral vascular procedure (eg, stenting or surgical revascularization), due to peripheral arterial ischemia	047K4FZ	PX	DILATION OF RIGHT FEMORAL ARTERY WITH THREE INTRALUMINAL DEVICES, PERCUTANEOUS ENDOSCOPIC APPROACH
5.3.2	Prior nontraumatic amputation or peripheral vascular procedure (eg, stenting or surgical revascularization), due to peripheral arterial ischemia	047K4G6	PX	DILATION OF RIGHT FEMORAL ARTERY, BIFURCATION, WITH FOUR OR MORE INTRALUMINAL DEVICES, PERCUTANEOUS ENDOSCOPIC APPROACH
5.3.2	Prior nontraumatic amputation or peripheral vascular procedure (eg, stenting or surgical revascularization), due to peripheral arterial ischemia	047K4GZ	PX	DILATION OF RIGHT FEMORAL ARTERY WITH FOUR OR MORE INTRALUMINAL DEVICES, PERCUTANEOUS ENDOSCOPIC APPROACH
5.3.2	Prior nontraumatic amputation or peripheral vascular procedure (eg, stenting or surgical revascularization), due to peripheral arterial ischemia	047K4Z1	PX	DILATION OF RIGHT FEMORAL ARTERY USING DRUG-COATED BALLOON, PERCUTANEOUS ENDOSCOPIC APPROACH
5.3.2	Prior nontraumatic amputation or peripheral vascular procedure (eg, stenting or surgical revascularization), due to peripheral arterial ischemia	047K4Z6	PX	DILATION OF RIGHT FEMORAL ARTERY, BIFURCATION, PERCUTANEOUS ENDOSCOPIC APPROACH
5.3.2	Prior nontraumatic amputation or peripheral vascular procedure (eg, stenting or surgical revascularization), due to peripheral arterial ischemia	047K4ZZ	PX	DILATION OF RIGHT FEMORAL ARTERY, PERCUTANEOUS ENDOSCOPIC APPROACH

5.3.2	Prior nontraumatic amputation or peripheral vascular procedure (eg, stenting or surgical revascularization), due to peripheral arterial ischemia	047L041	PX	DILATION OF LEFT FEMORAL ARTERY WITH DRUG-ELUTING INTRALUMINAL DEVICE, USING DRUG-COATED BALLOON, OPEN APPROACH
5.3.2	Prior nontraumatic amputation or peripheral vascular procedure (eg, stenting or surgical revascularization), due to peripheral arterial ischemia	047L046	PX	DILATION OF LEFT FEMORAL ARTERY, BIFURCATION, WITH DRUG-ELUTING INTRALUMINAL DEVICE, OPEN APPROACH
5.3.2	Prior nontraumatic amputation or peripheral vascular procedure (eg, stenting or surgical revascularization), due to peripheral arterial ischemia	047L04Z	PX	DILATION OF LEFT FEMORAL ARTERY WITH DRUG-ELUTING INTRALUMINAL DEVICE, OPEN APPROACH
5.3.2	Prior nontraumatic amputation or peripheral vascular procedure (eg, stenting or surgical revascularization), due to peripheral arterial ischemia	047L056	PX	DILATION OF LEFT FEMORAL ARTERY, BIFURCATION, WITH TWO DRUG-ELUTING INTRALUMINAL DEVICES, OPEN APPROACH
5.3.2	Prior nontraumatic amputation or peripheral vascular procedure (eg, stenting or surgical revascularization), due to peripheral arterial ischemia	047L05Z	PX	DILATION OF LEFT FEMORAL ARTERY WITH TWO DRUG-ELUTING INTRALUMINAL DEVICES, OPEN APPROACH
5.3.2	Prior nontraumatic amputation or peripheral vascular procedure (eg, stenting or surgical revascularization), due to peripheral arterial ischemia	047L066	PX	DILATION OF LEFT FEMORAL ARTERY, BIFURCATION, WITH THREE DRUG-ELUTING INTRALUMINAL DEVICES, OPEN APPROACH
5.3.2	Prior nontraumatic amputation or peripheral vascular procedure (eg, stenting or surgical revascularization), due to peripheral arterial ischemia	047L06Z	PX	DILATION OF LEFT FEMORAL ARTERY WITH THREE DRUG-ELUTING INTRALUMINAL DEVICES, OPEN APPROACH
5.3.2	Prior nontraumatic amputation or peripheral vascular procedure (eg, stenting or surgical revascularization), due to peripheral arterial ischemia	047L076	PX	DILATION OF LEFT FEMORAL ARTERY, BIFURCATION, WITH FOUR OR MORE DRUG-ELUTING INTRALUMINAL DEVICES, OPEN APPROACH
5.3.2	Prior nontraumatic amputation or peripheral vascular procedure (eg, stenting or surgical revascularization), due to peripheral arterial ischemia	047L07Z	PX	DILATION OF LEFT FEMORAL ARTERY WITH FOUR OR MORE DRUG-ELUTING INTRALUMINAL DEVICES, OPEN APPROACH
5.3.2	Prior nontraumatic amputation or peripheral vascular procedure (eg, stenting or surgical revascularization), due to peripheral arterial ischemia	047L0D1	PX	DILATION OF LEFT FEMORAL ARTERY WITH INTRALUMINAL DEVICE, USING DRUG-COATED BALLOON, OPEN APPROACH
5.3.2	Prior nontraumatic amputation or peripheral vascular procedure (eg, stenting or surgical revascularization), due to peripheral arterial ischemia	047L0D6	PX	DILATION OF LEFT FEMORAL ARTERY, BIFURCATION, WITH INTRALUMINAL DEVICE, OPEN APPROACH
5.3.2	Prior nontraumatic amputation or peripheral vascular procedure (eg, stenting or surgical revascularization), due to peripheral arterial ischemia	047L0DZ	PX	DILATION OF LEFT FEMORAL ARTERY WITH INTRALUMINAL DEVICE, OPEN APPROACH

5.3.2	Prior nontraumatic amputation or peripheral vascular procedure (eg, stenting or surgical revascularization), due to peripheral arterial ischemia	047LOE6	PX	DILATION OF LEFT FEMORAL ARTERY, BIFURCATION, WITH TWO INTRALUMINAL DEVICES, OPEN APPROACH
5.3.2	Prior nontraumatic amputation or peripheral vascular procedure (eg, stenting or surgical revascularization), due to peripheral arterial ischemia	047LOEZ	PX	DILATION OF LEFT FEMORAL ARTERY WITH TWO INTRALUMINAL DEVICES, OPEN APPROACH
5.3.2	Prior nontraumatic amputation or peripheral vascular procedure (eg, stenting or surgical revascularization), due to peripheral arterial ischemia	047LOF6	PX	DILATION OF LEFT FEMORAL ARTERY, BIFURCATION, WITH THREE INTRALUMINAL DEVICES, OPEN APPROACH
5.3.2	Prior nontraumatic amputation or peripheral vascular procedure (eg, stenting or surgical revascularization), due to peripheral arterial ischemia	047LOFZ	PX	DILATION OF LEFT FEMORAL ARTERY WITH THREE INTRALUMINAL DEVICES, OPEN APPROACH
5.3.2	Prior nontraumatic amputation or peripheral vascular procedure (eg, stenting or surgical revascularization), due to peripheral arterial ischemia	047LOG6	PX	DILATION OF LEFT FEMORAL ARTERY, BIFURCATION, WITH FOUR OR MORE INTRALUMINAL DEVICES, OPEN APPROACH
5.3.2	Prior nontraumatic amputation or peripheral vascular procedure (eg, stenting or surgical revascularization), due to peripheral arterial ischemia	047LOGZ	PX	DILATION OF LEFT FEMORAL ARTERY WITH FOUR OR MORE INTRALUMINAL DEVICES, OPEN APPROACH
5.3.2	Prior nontraumatic amputation or peripheral vascular procedure (eg, stenting or surgical revascularization), due to peripheral arterial ischemia	047LOZ1	PX	DILATION OF LEFT FEMORAL ARTERY USING DRUG-COATED BALLOON, OPEN APPROACH
5.3.2	Prior nontraumatic amputation or peripheral vascular procedure (eg, stenting or surgical revascularization), due to peripheral arterial ischemia	047LOZ6	PX	DILATION OF LEFT FEMORAL ARTERY, BIFURCATION, OPEN APPROACH
5.3.2	Prior nontraumatic amputation or peripheral vascular procedure (eg, stenting or surgical revascularization), due to peripheral arterial ischemia	047LOZZ	PX	DILATION OF LEFT FEMORAL ARTERY, OPEN APPROACH
5.3.2	Prior nontraumatic amputation or peripheral vascular procedure (eg, stenting or surgical revascularization), due to peripheral arterial ischemia	047L341	PX	DILATION OF LEFT FEMORAL ARTERY WITH DRUG-ELUTING INTRALUMINAL DEVICE, USING DRUG-COATED BALLOON, PERCUTANEOUS APPROACH
5.3.2	Prior nontraumatic amputation or peripheral vascular procedure (eg, stenting or surgical revascularization), due to peripheral arterial ischemia	047L346	PX	DILATION OF LEFT FEMORAL ARTERY, BIFURCATION, WITH DRUG-ELUTING INTRALUMINAL DEVICE, PERCUTANEOUS APPROACH
5.3.2	Prior nontraumatic amputation or peripheral vascular procedure (eg, stenting or surgical revascularization), due to peripheral arterial ischemia	047L34Z	PX	DILATION OF LEFT FEMORAL ARTERY WITH DRUG-ELUTING INTRALUMINAL DEVICE, PERCUTANEOUS APPROACH

5.3.2	Prior nontraumatic amputation or peripheral vascular procedure (eg, stenting or surgical revascularization), due to peripheral arterial ischemia	047L356	PX	DILATION OF LEFT FEMORAL ARTERY, BIFURCATION, WITH TWO DRUG-ELUTING INTRALUMINAL DEVICES, PERCUTANEOUS APPROACH
5.3.2	Prior nontraumatic amputation or peripheral vascular procedure (eg, stenting or surgical revascularization), due to peripheral arterial ischemia	047L35Z	PX	DILATION OF LEFT FEMORAL ARTERY WITH TWO DRUG-ELUTING INTRALUMINAL DEVICES, PERCUTANEOUS APPROACH
5.3.2	Prior nontraumatic amputation or peripheral vascular procedure (eg, stenting or surgical revascularization), due to peripheral arterial ischemia	047L366	PX	DILATION OF LEFT FEMORAL ARTERY, BIFURCATION, WITH THREE DRUG-ELUTING INTRALUMINAL DEVICES, PERCUTANEOUS APPROACH
5.3.2	Prior nontraumatic amputation or peripheral vascular procedure (eg, stenting or surgical revascularization), due to peripheral arterial ischemia	047L36Z	PX	DILATION OF LEFT FEMORAL ARTERY WITH THREE DRUG-ELUTING INTRALUMINAL DEVICES, PERCUTANEOUS APPROACH
5.3.2	Prior nontraumatic amputation or peripheral vascular procedure (eg, stenting or surgical revascularization), due to peripheral arterial ischemia	047L376	PX	DILATION OF LEFT FEMORAL ARTERY, BIFURCATION, WITH FOUR OR MORE DRUG-ELUTING INTRALUMINAL DEVICES, PERCUTANEOUS APPROACH
5.3.2	Prior nontraumatic amputation or peripheral vascular procedure (eg, stenting or surgical revascularization), due to peripheral arterial ischemia	047L37Z	PX	DILATION OF LEFT FEMORAL ARTERY WITH FOUR OR MORE DRUG-ELUTING INTRALUMINAL DEVICES, PERCUTANEOUS APPROACH
5.3.2	Prior nontraumatic amputation or peripheral vascular procedure (eg, stenting or surgical revascularization), due to peripheral arterial ischemia	047L3D1	PX	DILATION OF LEFT FEMORAL ARTERY WITH INTRALUMINAL DEVICE, USING DRUG-COATED BALLOON, PERCUTANEOUS APPROACH
5.3.2	Prior nontraumatic amputation or peripheral vascular procedure (eg, stenting or surgical revascularization), due to peripheral arterial ischemia	047L3D6	PX	DILATION OF LEFT FEMORAL ARTERY, BIFURCATION, WITH INTRALUMINAL DEVICE, PERCUTANEOUS APPROACH
5.3.2	Prior nontraumatic amputation or peripheral vascular procedure (eg, stenting or surgical revascularization), due to peripheral arterial ischemia	047L3DZ	PX	DILATION OF LEFT FEMORAL ARTERY WITH INTRALUMINAL DEVICE, PERCUTANEOUS APPROACH
5.3.2	Prior nontraumatic amputation or peripheral vascular procedure (eg, stenting or surgical revascularization), due to peripheral arterial ischemia	047L3E6	PX	DILATION OF LEFT FEMORAL ARTERY, BIFURCATION, WITH TWO INTRALUMINAL DEVICES, PERCUTANEOUS APPROACH
5.3.2	Prior nontraumatic amputation or peripheral vascular procedure (eg, stenting or surgical revascularization), due to peripheral arterial ischemia	047L3EZ	PX	DILATION OF LEFT FEMORAL ARTERY WITH TWO INTRALUMINAL DEVICES, PERCUTANEOUS APPROACH
5.3.2	Prior nontraumatic amputation or peripheral vascular procedure (eg, stenting or surgical revascularization), due to peripheral arterial ischemia	047L3F6	PX	DILATION OF LEFT FEMORAL ARTERY, BIFURCATION, WITH THREE INTRALUMINAL DEVICES, PERCUTANEOUS APPROACH

5.3.2	Prior nontraumatic amputation or peripheral vascular procedure (eg, stenting or surgical revascularization), due to peripheral arterial ischemia	047L3FZ	PX	DILATION OF LEFT FEMORAL ARTERY WITH THREE INTRALUMINAL DEVICES, PERCUTANEOUS APPROACH
5.3.2	Prior nontraumatic amputation or peripheral vascular procedure (eg, stenting or surgical revascularization), due to peripheral arterial ischemia	047L3G6	PX	DILATION OF LEFT FEMORAL ARTERY, BIFURCATION, WITH FOUR OR MORE INTRALUMINAL DEVICES, PERCUTANEOUS APPROACH
5.3.2	Prior nontraumatic amputation or peripheral vascular procedure (eg, stenting or surgical revascularization), due to peripheral arterial ischemia	047L3GZ	PX	DILATION OF LEFT FEMORAL ARTERY WITH FOUR OR MORE INTRALUMINAL DEVICES, PERCUTANEOUS APPROACH
5.3.2	Prior nontraumatic amputation or peripheral vascular procedure (eg, stenting or surgical revascularization), due to peripheral arterial ischemia	047L3Z1	PX	DILATION OF LEFT FEMORAL ARTERY USING DRUG-COATED BALLOON, PERCUTANEOUS APPROACH
5.3.2	Prior nontraumatic amputation or peripheral vascular procedure (eg, stenting or surgical revascularization), due to peripheral arterial ischemia	047L3Z6	PX	DILATION OF LEFT FEMORAL ARTERY, BIFURCATION, PERCUTANEOUS APPROACH
5.3.2	Prior nontraumatic amputation or peripheral vascular procedure (eg, stenting or surgical revascularization), due to peripheral arterial ischemia	047L3ZZ	PX	DILATION OF LEFT FEMORAL ARTERY, PERCUTANEOUS APPROACH
5.3.2	Prior nontraumatic amputation or peripheral vascular procedure (eg, stenting or surgical revascularization), due to peripheral arterial ischemia	047L441	PX	DILATION OF LEFT FEMORAL ARTERY WITH DRUG-ELUTING INTRALUMINAL DEVICE, USING DRUG-COATED BALLOON, PERCUTANEOUS ENDOSCOPIC APPROACH
5.3.2	Prior nontraumatic amputation or peripheral vascular procedure (eg, stenting or surgical revascularization), due to peripheral arterial ischemia	047L446	PX	DILATION OF LEFT FEMORAL ARTERY, BIFURCATION, WITH DRUG-ELUTING INTRALUMINAL DEVICE, PERCUTANEOUS ENDOSCOPIC APPROACH
5.3.2	Prior nontraumatic amputation or peripheral vascular procedure (eg, stenting or surgical revascularization), due to peripheral arterial ischemia	047L44Z	PX	DILATION OF LEFT FEMORAL ARTERY WITH DRUG-ELUTING INTRALUMINAL DEVICE, PERCUTANEOUS ENDOSCOPIC APPROACH
5.3.2	Prior nontraumatic amputation or peripheral vascular procedure (eg, stenting or surgical revascularization), due to peripheral arterial ischemia	047L456	PX	DILATION OF LEFT FEMORAL ARTERY, BIFURCATION, WITH TWO DRUG-ELUTING INTRALUMINAL DEVICES, PERCUTANEOUS ENDOSCOPIC APPROACH
5.3.2	Prior nontraumatic amputation or peripheral vascular procedure (eg, stenting or surgical revascularization), due to peripheral arterial ischemia	047L45Z	PX	DILATION OF LEFT FEMORAL ARTERY WITH TWO DRUG-ELUTING INTRALUMINAL DEVICES, PERCUTANEOUS ENDOSCOPIC APPROACH
5.3.2	Prior nontraumatic amputation or peripheral vascular procedure (eg, stenting or surgical revascularization), due to peripheral arterial ischemia	047L466	PX	DILATION OF LEFT FEMORAL ARTERY, BIFURCATION, WITH THREE DRUG-ELUTING INTRALUMINAL DEVICES, PERCUTANEOUS ENDOSCOPIC APPROACH

5.3.2	Prior nontraumatic amputation or peripheral vascular procedure (eg, stenting or surgical revascularization), due to peripheral arterial ischemia	047L46Z	PX	DILATION OF LEFT FEMORAL ARTERY WITH THREE DRUG-ELUTING INTRALUMINAL DEVICES, PERCUTANEOUS ENDOSCOPIC APPROACH
5.3.2	Prior nontraumatic amputation or peripheral vascular procedure (eg, stenting or surgical revascularization), due to peripheral arterial ischemia	047L476	PX	DILATION OF LEFT FEMORAL ARTERY, BIFURCATION, WITH FOUR OR MORE DRUG-ELUTING INTRALUMINAL DEVICES, PERCUTANEOUS ENDOSCOPIC APPROACH
5.3.2	Prior nontraumatic amputation or peripheral vascular procedure (eg, stenting or surgical revascularization), due to peripheral arterial ischemia	047L47Z	PX	DILATION OF LEFT FEMORAL ARTERY WITH FOUR OR MORE DRUG-ELUTING INTRALUMINAL DEVICES, PERCUTANEOUS ENDOSCOPIC APPROACH
5.3.2	Prior nontraumatic amputation or peripheral vascular procedure (eg, stenting or surgical revascularization), due to peripheral arterial ischemia	047L4D1	PX	DILATION OF LEFT FEMORAL ARTERY WITH INTRALUMINAL DEVICE, USING DRUG-COATED BALLOON, PERCUTANEOUS ENDOSCOPIC APPROACH
5.3.2	Prior nontraumatic amputation or peripheral vascular procedure (eg, stenting or surgical revascularization), due to peripheral arterial ischemia	047L4D6	PX	DILATION OF LEFT FEMORAL ARTERY, BIFURCATION, WITH INTRALUMINAL DEVICE, PERCUTANEOUS ENDOSCOPIC APPROACH
5.3.2	Prior nontraumatic amputation or peripheral vascular procedure (eg, stenting or surgical revascularization), due to peripheral arterial ischemia	047L4DZ	PX	DILATION OF LEFT FEMORAL ARTERY WITH INTRALUMINAL DEVICE, PERCUTANEOUS ENDOSCOPIC APPROACH
5.3.2	Prior nontraumatic amputation or peripheral vascular procedure (eg, stenting or surgical revascularization), due to peripheral arterial ischemia	047L4E6	PX	DILATION OF LEFT FEMORAL ARTERY, BIFURCATION, WITH TWO INTRALUMINAL DEVICES, PERCUTANEOUS ENDOSCOPIC APPROACH
5.3.2	Prior nontraumatic amputation or peripheral vascular procedure (eg, stenting or surgical revascularization), due to peripheral arterial ischemia	047L4EZ	PX	DILATION OF LEFT FEMORAL ARTERY WITH TWO INTRALUMINAL DEVICES, PERCUTANEOUS ENDOSCOPIC APPROACH
5.3.2	Prior nontraumatic amputation or peripheral vascular procedure (eg, stenting or surgical revascularization), due to peripheral arterial ischemia	047L4F6	PX	DILATION OF LEFT FEMORAL ARTERY, BIFURCATION, WITH THREE INTRALUMINAL DEVICES, PERCUTANEOUS ENDOSCOPIC APPROACH
5.3.2	Prior nontraumatic amputation or peripheral vascular procedure (eg, stenting or surgical revascularization), due to peripheral arterial ischemia	047L4FZ	PX	DILATION OF LEFT FEMORAL ARTERY WITH THREE INTRALUMINAL DEVICES, PERCUTANEOUS ENDOSCOPIC APPROACH
5.3.2	Prior nontraumatic amputation or peripheral vascular procedure (eg, stenting or surgical revascularization), due to peripheral arterial ischemia	047L4G6	PX	DILATION OF LEFT FEMORAL ARTERY, BIFURCATION, WITH FOUR OR MORE INTRALUMINAL DEVICES, PERCUTANEOUS ENDOSCOPIC APPROACH
5.3.2	Prior nontraumatic amputation or peripheral vascular procedure (eg, stenting or surgical revascularization), due to peripheral arterial ischemia	047L4GZ	PX	DILATION OF LEFT FEMORAL ARTERY WITH FOUR OR MORE INTRALUMINAL DEVICES, PERCUTANEOUS ENDOSCOPIC APPROACH

5.3.2 Prior nontraumatic amputation or peripheral vascular procedure (eg, stenting or surgical revascularization), due to peripheral arterial ischemia	047L4Z1	PX	DILATION OF LEFT FEMORAL ARTERY USING DRUG-COATED BALLOON, PERCUTANEOUS ENDOSCOPIC APPROACH
5.3.2 Prior nontraumatic amputation or peripheral vascular procedure (eg, stenting or surgical revascularization), due to peripheral arterial ischemia	047L4Z6	PX	DILATION OF LEFT FEMORAL ARTERY, BIFURCATION, PERCUTANEOUS ENDOSCOPIC APPROACH
5.3.2 Prior nontraumatic amputation or peripheral vascular procedure (eg, stenting or surgical revascularization), due to peripheral arterial ischemia	047L4ZZ	PX	DILATION OF LEFT FEMORAL ARTERY, PERCUTANEOUS ENDOSCOPIC APPROACH
5.3.2 Prior nontraumatic amputation or peripheral vascular procedure (eg, stenting or surgical revascularization), due to peripheral arterial ischemia	047M041	PX	DILATION OF RIGHT POPLITEAL ARTERY WITH DRUG-ELUTING INTRALUMINAL DEVICE, USING DRUG-COATED BALLOON, OPEN APPROACH
5.3.2 Prior nontraumatic amputation or peripheral vascular procedure (eg, stenting or surgical revascularization), due to peripheral arterial ischemia	047M046	PX	DILATION OF RIGHT POPLITEAL ARTERY, BIFURCATION, WITH DRUG-ELUTING INTRALUMINAL DEVICE, OPEN APPROACH
5.3.2 Prior nontraumatic amputation or peripheral vascular procedure (eg, stenting or surgical revascularization), due to peripheral arterial ischemia	047M04Z	PX	DILATION OF RIGHT POPLITEAL ARTERY WITH DRUG-ELUTING INTRALUMINAL DEVICE, OPEN APPROACH
5.3.2 Prior nontraumatic amputation or peripheral vascular procedure (eg, stenting or surgical revascularization), due to peripheral arterial ischemia	047M056	PX	DILATION OF RIGHT POPLITEAL ARTERY, BIFURCATION, WITH TWO DRUG-ELUTING INTRALUMINAL DEVICES, OPEN APPROACH
5.3.2 Prior nontraumatic amputation or peripheral vascular procedure (eg, stenting or surgical revascularization), due to peripheral arterial ischemia	047M05Z	PX	DILATION OF RIGHT POPLITEAL ARTERY WITH TWO DRUG-ELUTING INTRALUMINAL DEVICES, OPEN APPROACH
5.3.2 Prior nontraumatic amputation or peripheral vascular procedure (eg, stenting or surgical revascularization), due to peripheral arterial ischemia	047M066	PX	DILATION OF RIGHT POPLITEAL ARTERY, BIFURCATION, WITH THREE DRUG-ELUTING INTRALUMINAL DEVICES, OPEN APPROACH
5.3.2 Prior nontraumatic amputation or peripheral vascular procedure (eg, stenting or surgical revascularization), due to peripheral arterial ischemia	047M06Z	PX	DILATION OF RIGHT POPLITEAL ARTERY WITH THREE DRUG-ELUTING INTRALUMINAL DEVICES, OPEN APPROACH
5.3.2 Prior nontraumatic amputation or peripheral vascular procedure (eg, stenting or surgical revascularization), due to peripheral arterial ischemia	047M076	PX	DILATION OF RIGHT POPLITEAL ARTERY, BIFURCATION, WITH FOUR OR MORE DRUG-ELUTING INTRALUMINAL DEVICES, OPEN APPROACH
5.3.2 Prior nontraumatic amputation or peripheral vascular procedure (eg, stenting or surgical revascularization), due to peripheral arterial ischemia	047M07Z	PX	DILATION OF RIGHT POPLITEAL ARTERY WITH FOUR OR MORE DRUG-ELUTING INTRALUMINAL DEVICES, OPEN APPROACH

5.3.2 Prior nontraumatic amputation or peripheral vascular procedure (eg, stenting or surgical revascularization), due to peripheral arterial ischemia	047MOD1	PX	DILATION OF RIGHT POPLITEAL ARTERY WITH INTRALUMINAL DEVICE, USING DRUG-COATED BALLOON, OPEN APPROACH
5.3.2 Prior nontraumatic amputation or peripheral vascular procedure (eg, stenting or surgical revascularization), due to peripheral arterial ischemia	047MOD6	PX	DILATION OF RIGHT POPLITEAL ARTERY, BIFURCATION, WITH INTRALUMINAL DEVICE, OPEN APPROACH
5.3.2 Prior nontraumatic amputation or peripheral vascular procedure (eg, stenting or surgical revascularization), due to peripheral arterial ischemia	047MODZ	PX	DILATION OF RIGHT POPLITEAL ARTERY WITH INTRALUMINAL DEVICE, OPEN APPROACH
5.3.2 Prior nontraumatic amputation or peripheral vascular procedure (eg, stenting or surgical revascularization), due to peripheral arterial ischemia	047MOE6	PX	DILATION OF RIGHT POPLITEAL ARTERY, BIFURCATION, WITH TWO INTRALUMINAL DEVICES, OPEN APPROACH
5.3.2 Prior nontraumatic amputation or peripheral vascular procedure (eg, stenting or surgical revascularization), due to peripheral arterial ischemia	047MOEZ	PX	DILATION OF RIGHT POPLITEAL ARTERY WITH TWO INTRALUMINAL DEVICES, OPEN APPROACH
5.3.2 Prior nontraumatic amputation or peripheral vascular procedure (eg, stenting or surgical revascularization), due to peripheral arterial ischemia	047MOF6	PX	DILATION OF RIGHT POPLITEAL ARTERY, BIFURCATION, WITH THREE INTRALUMINAL DEVICES, OPEN APPROACH
5.3.2 Prior nontraumatic amputation or peripheral vascular procedure (eg, stenting or surgical revascularization), due to peripheral arterial ischemia	047MOFZ	PX	DILATION OF RIGHT POPLITEAL ARTERY WITH THREE INTRALUMINAL DEVICES, OPEN APPROACH
5.3.2 Prior nontraumatic amputation or peripheral vascular procedure (eg, stenting or surgical revascularization), due to peripheral arterial ischemia	047MOG6	PX	DILATION OF RIGHT POPLITEAL ARTERY, BIFURCATION, WITH FOUR OR MORE INTRALUMINAL DEVICES, OPEN APPROACH
5.3.2 Prior nontraumatic amputation or peripheral vascular procedure (eg, stenting or surgical revascularization), due to peripheral arterial ischemia	047MOGZ	PX	DILATION OF RIGHT POPLITEAL ARTERY WITH FOUR OR MORE INTRALUMINAL DEVICES, OPEN APPROACH
5.3.2 Prior nontraumatic amputation or peripheral vascular procedure (eg, stenting or surgical revascularization), due to peripheral arterial ischemia	047MOZ1	PX	DILATION OF RIGHT POPLITEAL ARTERY USING DRUG-COATED BALLOON, OPEN APPROACH
5.3.2 Prior nontraumatic amputation or peripheral vascular procedure (eg, stenting or surgical revascularization), due to peripheral arterial ischemia	047MOZ6	PX	DILATION OF RIGHT POPLITEAL ARTERY, BIFURCATION, OPEN APPROACH
5.3.2 Prior nontraumatic amputation or peripheral vascular procedure (eg, stenting or surgical revascularization), due to peripheral arterial ischemia	047MOZZ	PX	DILATION OF RIGHT POPLITEAL ARTERY, OPEN APPROACH

5.3.2	Prior nontraumatic amputation or peripheral vascular procedure (eg, stenting or surgical revascularization), due to peripheral arterial ischemia	047M341	PX	DILATION OF RIGHT POPLITEAL ARTERY WITH DRUG-ELUTING INTRALUMINAL DEVICE, USING DRUG-COATED BALLOON, PERCUTANEOUS APPROACH
5.3.2	Prior nontraumatic amputation or peripheral vascular procedure (eg, stenting or surgical revascularization), due to peripheral arterial ischemia	047M346	PX	DILATION OF RIGHT POPLITEAL ARTERY, BIFURCATION, WITH DRUG-ELUTING INTRALUMINAL DEVICE, PERCUTANEOUS APPROACH
5.3.2	Prior nontraumatic amputation or peripheral vascular procedure (eg, stenting or surgical revascularization), due to peripheral arterial ischemia	047M34Z	PX	DILATION OF RIGHT POPLITEAL ARTERY WITH DRUG-ELUTING INTRALUMINAL DEVICE, PERCUTANEOUS APPROACH
5.3.2	Prior nontraumatic amputation or peripheral vascular procedure (eg, stenting or surgical revascularization), due to peripheral arterial ischemia	047M356	PX	DILATION OF RIGHT POPLITEAL ARTERY, BIFURCATION, WITH TWO DRUG-ELUTING INTRALUMINAL DEVICES, PERCUTANEOUS APPROACH
5.3.2	Prior nontraumatic amputation or peripheral vascular procedure (eg, stenting or surgical revascularization), due to peripheral arterial ischemia	047M35Z	PX	DILATION OF RIGHT POPLITEAL ARTERY WITH TWO DRUG-ELUTING INTRALUMINAL DEVICES, PERCUTANEOUS APPROACH
5.3.2	Prior nontraumatic amputation or peripheral vascular procedure (eg, stenting or surgical revascularization), due to peripheral arterial ischemia	047M366	PX	DILATION OF RIGHT POPLITEAL ARTERY, BIFURCATION, WITH THREE DRUG-ELUTING INTRALUMINAL DEVICES, PERCUTANEOUS APPROACH
5.3.2	Prior nontraumatic amputation or peripheral vascular procedure (eg, stenting or surgical revascularization), due to peripheral arterial ischemia	047M36Z	PX	DILATION OF RIGHT POPLITEAL ARTERY WITH THREE DRUG-ELUTING INTRALUMINAL DEVICES, PERCUTANEOUS APPROACH
5.3.2	Prior nontraumatic amputation or peripheral vascular procedure (eg, stenting or surgical revascularization), due to peripheral arterial ischemia	047M376	PX	DILATION OF RIGHT POPLITEAL ARTERY, BIFURCATION, WITH FOUR OR MORE DRUG-ELUTING INTRALUMINAL DEVICES, PERCUTANEOUS APPROACH
5.3.2	Prior nontraumatic amputation or peripheral vascular procedure (eg, stenting or surgical revascularization), due to peripheral arterial ischemia	047M37Z	PX	DILATION OF RIGHT POPLITEAL ARTERY WITH FOUR OR MORE DRUG-ELUTING INTRALUMINAL DEVICES, PERCUTANEOUS APPROACH
5.3.2	Prior nontraumatic amputation or peripheral vascular procedure (eg, stenting or surgical revascularization), due to peripheral arterial ischemia	047M3D1	PX	DILATION OF RIGHT POPLITEAL ARTERY WITH INTRALUMINAL DEVICE, USING DRUG-COATED BALLOON, PERCUTANEOUS APPROACH
5.3.2	Prior nontraumatic amputation or peripheral vascular procedure (eg, stenting or surgical revascularization), due to peripheral arterial ischemia	047M3D6	PX	DILATION OF RIGHT POPLITEAL ARTERY, BIFURCATION, WITH INTRALUMINAL DEVICE, PERCUTANEOUS APPROACH
5.3.2	Prior nontraumatic amputation or peripheral vascular procedure (eg, stenting or surgical revascularization), due to peripheral arterial ischemia	047M3DZ	PX	DILATION OF RIGHT POPLITEAL ARTERY WITH INTRALUMINAL DEVICE, PERCUTANEOUS APPROACH

5.3.2	Prior nontraumatic amputation or peripheral vascular procedure (eg, stenting or surgical revascularization), due to peripheral arterial ischemia	047M3E6	PX	DILATION OF RIGHT POPLITEAL ARTERY, BIFURCATION, WITH TWO INTRALUMINAL DEVICES, PERCUTANEOUS APPROACH
5.3.2	Prior nontraumatic amputation or peripheral vascular procedure (eg, stenting or surgical revascularization), due to peripheral arterial ischemia	047M3EZ	PX	DILATION OF RIGHT POPLITEAL ARTERY WITH TWO INTRALUMINAL DEVICES, PERCUTANEOUS APPROACH
5.3.2	Prior nontraumatic amputation or peripheral vascular procedure (eg, stenting or surgical revascularization), due to peripheral arterial ischemia	047M3F6	PX	DILATION OF RIGHT POPLITEAL ARTERY, BIFURCATION, WITH THREE INTRALUMINAL DEVICES, PERCUTANEOUS APPROACH
5.3.2	Prior nontraumatic amputation or peripheral vascular procedure (eg, stenting or surgical revascularization), due to peripheral arterial ischemia	047M3FZ	PX	DILATION OF RIGHT POPLITEAL ARTERY WITH THREE INTRALUMINAL DEVICES, PERCUTANEOUS APPROACH
5.3.2	Prior nontraumatic amputation or peripheral vascular procedure (eg, stenting or surgical revascularization), due to peripheral arterial ischemia	047M3G6	PX	DILATION OF RIGHT POPLITEAL ARTERY, BIFURCATION, WITH FOUR OR MORE INTRALUMINAL DEVICES, PERCUTANEOUS APPROACH
5.3.2	Prior nontraumatic amputation or peripheral vascular procedure (eg, stenting or surgical revascularization), due to peripheral arterial ischemia	047M3GZ	PX	DILATION OF RIGHT POPLITEAL ARTERY WITH FOUR OR MORE INTRALUMINAL DEVICES, PERCUTANEOUS APPROACH
5.3.2	Prior nontraumatic amputation or peripheral vascular procedure (eg, stenting or surgical revascularization), due to peripheral arterial ischemia	047M3Z1	PX	DILATION OF RIGHT POPLITEAL ARTERY USING DRUG-COATED BALLOON, PERCUTANEOUS APPROACH
5.3.2	Prior nontraumatic amputation or peripheral vascular procedure (eg, stenting or surgical revascularization), due to peripheral arterial ischemia	047M3Z6	PX	DILATION OF RIGHT POPLITEAL ARTERY, BIFURCATION, PERCUTANEOUS APPROACH
5.3.2	Prior nontraumatic amputation or peripheral vascular procedure (eg, stenting or surgical revascularization), due to peripheral arterial ischemia	047M3ZZ	PX	DILATION OF RIGHT POPLITEAL ARTERY, PERCUTANEOUS APPROACH
5.3.2	Prior nontraumatic amputation or peripheral vascular procedure (eg, stenting or surgical revascularization), due to peripheral arterial ischemia	047M441	PX	DILATION OF RIGHT POPLITEAL ARTERY WITH DRUG-ELUTING INTRALUMINAL DEVICE, USING DRUG-COATED BALLOON, PERCUTANEOUS ENDOSCOPIC APPROACH
5.3.2	Prior nontraumatic amputation or peripheral vascular procedure (eg, stenting or surgical revascularization), due to peripheral arterial ischemia	047M446	PX	DILATION OF RIGHT POPLITEAL ARTERY, BIFURCATION, WITH DRUG-ELUTING INTRALUMINAL DEVICE, PERCUTANEOUS ENDOSCOPIC APPROACH
5.3.2	Prior nontraumatic amputation or peripheral vascular procedure (eg, stenting or surgical revascularization), due to peripheral arterial ischemia	047M44Z	PX	DILATION OF RIGHT POPLITEAL ARTERY WITH DRUG-ELUTING INTRALUMINAL DEVICE, PERCUTANEOUS ENDOSCOPIC APPROACH

5.3.2	Prior nontraumatic amputation or peripheral vascular procedure (eg, stenting or surgical revascularization), due to peripheral arterial ischemia	047M456	PX	DILATION OF RIGHT POPLITEAL ARTERY, BIFURCATION, WITH TWO DRUG-ELUTING INTRALUMINAL DEVICES, PERCUTANEOUS ENDOSCOPIC APPROACH
5.3.2	Prior nontraumatic amputation or peripheral vascular procedure (eg, stenting or surgical revascularization), due to peripheral arterial ischemia	047M45Z	PX	DILATION OF RIGHT POPLITEAL ARTERY WITH TWO DRUG-ELUTING INTRALUMINAL DEVICES, PERCUTANEOUS ENDOSCOPIC APPROACH
5.3.2	Prior nontraumatic amputation or peripheral vascular procedure (eg, stenting or surgical revascularization), due to peripheral arterial ischemia	047M466	PX	DILATION OF RIGHT POPLITEAL ARTERY, BIFURCATION, WITH THREE DRUG-ELUTING INTRALUMINAL DEVICES, PERCUTANEOUS ENDOSCOPIC APPROACH
5.3.2	Prior nontraumatic amputation or peripheral vascular procedure (eg, stenting or surgical revascularization), due to peripheral arterial ischemia	047M46Z	PX	DILATION OF RIGHT POPLITEAL ARTERY WITH THREE DRUG-ELUTING INTRALUMINAL DEVICES, PERCUTANEOUS ENDOSCOPIC APPROACH
5.3.2	Prior nontraumatic amputation or peripheral vascular procedure (eg, stenting or surgical revascularization), due to peripheral arterial ischemia	047M476	PX	DILATION OF RIGHT POPLITEAL ARTERY, BIFURCATION, WITH FOUR OR MORE DRUG-ELUTING INTRALUMINAL DEVICES, PERCUTANEOUS ENDOSCOPIC APPROACH
5.3.2	Prior nontraumatic amputation or peripheral vascular procedure (eg, stenting or surgical revascularization), due to peripheral arterial ischemia	047M47Z	PX	DILATION OF RIGHT POPLITEAL ARTERY WITH FOUR OR MORE DRUG-ELUTING INTRALUMINAL DEVICES, PERCUTANEOUS ENDOSCOPIC APPROACH
5.3.2	Prior nontraumatic amputation or peripheral vascular procedure (eg, stenting or surgical revascularization), due to peripheral arterial ischemia	047M4D1	PX	DILATION OF RIGHT POPLITEAL ARTERY WITH INTRALUMINAL DEVICE, USING DRUG-COATED BALLOON, PERCUTANEOUS ENDOSCOPIC APPROACH
5.3.2	Prior nontraumatic amputation or peripheral vascular procedure (eg, stenting or surgical revascularization), due to peripheral arterial ischemia	047M4D6	PX	DILATION OF RIGHT POPLITEAL ARTERY, BIFURCATION, WITH INTRALUMINAL DEVICE, PERCUTANEOUS ENDOSCOPIC APPROACH
5.3.2	Prior nontraumatic amputation or peripheral vascular procedure (eg, stenting or surgical revascularization), due to peripheral arterial ischemia	047M4DZ	PX	DILATION OF RIGHT POPLITEAL ARTERY WITH INTRALUMINAL DEVICE, PERCUTANEOUS ENDOSCOPIC APPROACH
5.3.2	Prior nontraumatic amputation or peripheral vascular procedure (eg, stenting or surgical revascularization), due to peripheral arterial ischemia	047M4E6	PX	DILATION OF RIGHT POPLITEAL ARTERY, BIFURCATION, WITH TWO INTRALUMINAL DEVICES, PERCUTANEOUS ENDOSCOPIC APPROACH
5.3.2	Prior nontraumatic amputation or peripheral vascular procedure (eg, stenting or surgical revascularization), due to peripheral arterial ischemia	047M4EZ	PX	DILATION OF RIGHT POPLITEAL ARTERY WITH TWO INTRALUMINAL DEVICES, PERCUTANEOUS ENDOSCOPIC APPROACH
5.3.2	Prior nontraumatic amputation or peripheral vascular procedure (eg, stenting or surgical revascularization), due to peripheral arterial ischemia	047M4F6	PX	DILATION OF RIGHT POPLITEAL ARTERY, BIFURCATION, WITH THREE INTRALUMINAL DEVICES, PERCUTANEOUS ENDOSCOPIC APPROACH

5.3.2	Prior nontraumatic amputation or peripheral vascular procedure (eg, stenting or surgical revascularization), due to peripheral arterial ischemia	047M4FZ	PX	DILATION OF RIGHT POPLITEAL ARTERY WITH THREE INTRALUMINAL DEVICES, PERCUTANEOUS ENDOSCOPIC APPROACH
5.3.2	Prior nontraumatic amputation or peripheral vascular procedure (eg, stenting or surgical revascularization), due to peripheral arterial ischemia	047M4G6	PX	DILATION OF RIGHT POPLITEAL ARTERY, BIFURCATION, WITH FOUR OR MORE INTRALUMINAL DEVICES, PERCUTANEOUS ENDOSCOPIC APPROACH
5.3.2	Prior nontraumatic amputation or peripheral vascular procedure (eg, stenting or surgical revascularization), due to peripheral arterial ischemia	047M4GZ	PX	DILATION OF RIGHT POPLITEAL ARTERY WITH FOUR OR MORE INTRALUMINAL DEVICES, PERCUTANEOUS ENDOSCOPIC APPROACH
5.3.2	Prior nontraumatic amputation or peripheral vascular procedure (eg, stenting or surgical revascularization), due to peripheral arterial ischemia	047M4Z1	PX	DILATION OF RIGHT POPLITEAL ARTERY USING DRUG-COATED BALLOON, PERCUTANEOUS ENDOSCOPIC APPROACH
5.3.2	Prior nontraumatic amputation or peripheral vascular procedure (eg, stenting or surgical revascularization), due to peripheral arterial ischemia	047M4Z6	PX	DILATION OF RIGHT POPLITEAL ARTERY, BIFURCATION, PERCUTANEOUS ENDOSCOPIC APPROACH
5.3.2	Prior nontraumatic amputation or peripheral vascular procedure (eg, stenting or surgical revascularization), due to peripheral arterial ischemia	047M4ZZ	PX	DILATION OF RIGHT POPLITEAL ARTERY, PERCUTANEOUS ENDOSCOPIC APPROACH
5.3.2	Prior nontraumatic amputation or peripheral vascular procedure (eg, stenting or surgical revascularization), due to peripheral arterial ischemia	047N041	PX	DILATION OF LEFT POPLITEAL ARTERY WITH DRUG-ELUTING INTRALUMINAL DEVICE, USING DRUG-COATED BALLOON, OPEN APPROACH
5.3.2	Prior nontraumatic amputation or peripheral vascular procedure (eg, stenting or surgical revascularization), due to peripheral arterial ischemia	047N046	PX	DILATION OF LEFT POPLITEAL ARTERY, BIFURCATION, WITH DRUG-ELUTING INTRALUMINAL DEVICE, OPEN APPROACH
5.3.2	Prior nontraumatic amputation or peripheral vascular procedure (eg, stenting or surgical revascularization), due to peripheral arterial ischemia	047N04Z	PX	DILATION OF LEFT POPLITEAL ARTERY WITH DRUG-ELUTING INTRALUMINAL DEVICE, OPEN APPROACH
5.3.2	Prior nontraumatic amputation or peripheral vascular procedure (eg, stenting or surgical revascularization), due to peripheral arterial ischemia	047N056	PX	DILATION OF LEFT POPLITEAL ARTERY, BIFURCATION, WITH TWO DRUG-ELUTING INTRALUMINAL DEVICES, OPEN APPROACH
5.3.2	Prior nontraumatic amputation or peripheral vascular procedure (eg, stenting or surgical revascularization), due to peripheral arterial ischemia	047N05Z	PX	DILATION OF LEFT POPLITEAL ARTERY WITH TWO DRUG-ELUTING INTRALUMINAL DEVICES, OPEN APPROACH
5.3.2	Prior nontraumatic amputation or peripheral vascular procedure (eg, stenting or surgical revascularization), due to peripheral arterial ischemia	047N066	PX	DILATION OF LEFT POPLITEAL ARTERY, BIFURCATION, WITH THREE DRUG-ELUTING INTRALUMINAL DEVICES, OPEN APPROACH

5.3.2	Prior nontraumatic amputation or peripheral vascular procedure (eg, stenting or surgical revascularization), due to peripheral arterial ischemia	047N06Z	PX	DILATION OF LEFT POPLITEAL ARTERY WITH THREE DRUG-ELUTING INTRALUMINAL DEVICES, OPEN APPROACH
5.3.2	Prior nontraumatic amputation or peripheral vascular procedure (eg, stenting or surgical revascularization), due to peripheral arterial ischemia	047N076	PX	DILATION OF LEFT POPLITEAL ARTERY, BIFURCATION, WITH FOUR OR MORE DRUG-ELUTING INTRALUMINAL DEVICES, OPEN APPROACH
5.3.2	Prior nontraumatic amputation or peripheral vascular procedure (eg, stenting or surgical revascularization), due to peripheral arterial ischemia	047N07Z	PX	DILATION OF LEFT POPLITEAL ARTERY WITH FOUR OR MORE DRUG-ELUTING INTRALUMINAL DEVICES, OPEN APPROACH
5.3.2	Prior nontraumatic amputation or peripheral vascular procedure (eg, stenting or surgical revascularization), due to peripheral arterial ischemia	047N0D1	PX	DILATION OF LEFT POPLITEAL ARTERY WITH INTRALUMINAL DEVICE, USING DRUG-COATED BALLOON, OPEN APPROACH
5.3.2	Prior nontraumatic amputation or peripheral vascular procedure (eg, stenting or surgical revascularization), due to peripheral arterial ischemia	047N0D6	PX	DILATION OF LEFT POPLITEAL ARTERY, BIFURCATION, WITH INTRALUMINAL DEVICE, OPEN APPROACH
5.3.2	Prior nontraumatic amputation or peripheral vascular procedure (eg, stenting or surgical revascularization), due to peripheral arterial ischemia	047N0DZ	PX	DILATION OF LEFT POPLITEAL ARTERY WITH INTRALUMINAL DEVICE, OPEN APPROACH
5.3.2	Prior nontraumatic amputation or peripheral vascular procedure (eg, stenting or surgical revascularization), due to peripheral arterial ischemia	047N0E6	PX	DILATION OF LEFT POPLITEAL ARTERY, BIFURCATION, WITH TWO INTRALUMINAL DEVICES, OPEN APPROACH
5.3.2	Prior nontraumatic amputation or peripheral vascular procedure (eg, stenting or surgical revascularization), due to peripheral arterial ischemia	047N0EZ	PX	DILATION OF LEFT POPLITEAL ARTERY WITH TWO INTRALUMINAL DEVICES, OPEN APPROACH
5.3.2	Prior nontraumatic amputation or peripheral vascular procedure (eg, stenting or surgical revascularization), due to peripheral arterial ischemia	047N0F6	PX	DILATION OF LEFT POPLITEAL ARTERY, BIFURCATION, WITH THREE INTRALUMINAL DEVICES, OPEN APPROACH
5.3.2	Prior nontraumatic amputation or peripheral vascular procedure (eg, stenting or surgical revascularization), due to peripheral arterial ischemia	047N0FZ	PX	DILATION OF LEFT POPLITEAL ARTERY WITH THREE INTRALUMINAL DEVICES, OPEN APPROACH
5.3.2	Prior nontraumatic amputation or peripheral vascular procedure (eg, stenting or surgical revascularization), due to peripheral arterial ischemia	047N0G6	PX	DILATION OF LEFT POPLITEAL ARTERY, BIFURCATION, WITH FOUR OR MORE INTRALUMINAL DEVICES, OPEN APPROACH
5.3.2	Prior nontraumatic amputation or peripheral vascular procedure (eg, stenting or surgical revascularization), due to peripheral arterial ischemia	047N0GZ	PX	DILATION OF LEFT POPLITEAL ARTERY WITH FOUR OR MORE INTRALUMINAL DEVICES, OPEN APPROACH

5.3.2	Prior nontraumatic amputation or peripheral vascular procedure (eg, stenting or surgical revascularization), due to peripheral arterial ischemia	047N0Z1	PX	DILATION OF LEFT POPLITEAL ARTERY USING DRUG-COATED BALLOON, OPEN APPROACH
5.3.2	Prior nontraumatic amputation or peripheral vascular procedure (eg, stenting or surgical revascularization), due to peripheral arterial ischemia	047N0Z6	PX	DILATION OF LEFT POPLITEAL ARTERY, BIFURCATION, OPEN APPROACH
5.3.2	Prior nontraumatic amputation or peripheral vascular procedure (eg, stenting or surgical revascularization), due to peripheral arterial ischemia	047N0ZZ	PX	DILATION OF LEFT POPLITEAL ARTERY, OPEN APPROACH
5.3.2	Prior nontraumatic amputation or peripheral vascular procedure (eg, stenting or surgical revascularization), due to peripheral arterial ischemia	047N341	PX	DILATION OF LEFT POPLITEAL ARTERY WITH DRUG-ELUTING INTRALUMINAL DEVICE, USING DRUG-COATED BALLOON, PERCUTANEOUS APPROACH
5.3.2	Prior nontraumatic amputation or peripheral vascular procedure (eg, stenting or surgical revascularization), due to peripheral arterial ischemia	047N346	PX	DILATION OF LEFT POPLITEAL ARTERY, BIFURCATION, WITH DRUG-ELUTING INTRALUMINAL DEVICE, PERCUTANEOUS APPROACH
5.3.2	Prior nontraumatic amputation or peripheral vascular procedure (eg, stenting or surgical revascularization), due to peripheral arterial ischemia	047N34Z	PX	DILATION OF LEFT POPLITEAL ARTERY WITH DRUG-ELUTING INTRALUMINAL DEVICE, PERCUTANEOUS APPROACH
5.3.2	Prior nontraumatic amputation or peripheral vascular procedure (eg, stenting or surgical revascularization), due to peripheral arterial ischemia	047N356	PX	DILATION OF LEFT POPLITEAL ARTERY, BIFURCATION, WITH TWO DRUG-ELUTING INTRALUMINAL DEVICES, PERCUTANEOUS APPROACH
5.3.2	Prior nontraumatic amputation or peripheral vascular procedure (eg, stenting or surgical revascularization), due to peripheral arterial ischemia	047N35Z	PX	DILATION OF LEFT POPLITEAL ARTERY WITH TWO DRUG-ELUTING INTRALUMINAL DEVICES, PERCUTANEOUS APPROACH
5.3.2	Prior nontraumatic amputation or peripheral vascular procedure (eg, stenting or surgical revascularization), due to peripheral arterial ischemia	047N366	PX	DILATION OF LEFT POPLITEAL ARTERY, BIFURCATION, WITH THREE DRUG-ELUTING INTRALUMINAL DEVICES, PERCUTANEOUS APPROACH
5.3.2	Prior nontraumatic amputation or peripheral vascular procedure (eg, stenting or surgical revascularization), due to peripheral arterial ischemia	047N36Z	PX	DILATION OF LEFT POPLITEAL ARTERY WITH THREE DRUG-ELUTING INTRALUMINAL DEVICES, PERCUTANEOUS APPROACH
5.3.2	Prior nontraumatic amputation or peripheral vascular procedure (eg, stenting or surgical revascularization), due to peripheral arterial ischemia	047N376	PX	DILATION OF LEFT POPLITEAL ARTERY, BIFURCATION, WITH FOUR OR MORE DRUG-ELUTING INTRALUMINAL DEVICES, PERCUTANEOUS APPROACH
5.3.2	Prior nontraumatic amputation or peripheral vascular procedure (eg, stenting or surgical revascularization), due to peripheral arterial ischemia	047N37Z	PX	DILATION OF LEFT POPLITEAL ARTERY WITH FOUR OR MORE DRUG-ELUTING INTRALUMINAL DEVICES, PERCUTANEOUS APPROACH

5.3.2	Prior nontraumatic amputation or peripheral vascular procedure (eg, stenting or surgical revascularization), due to peripheral arterial ischemia	047N3D1	PX	DILATION OF LEFT POPLITEAL ARTERY WITH INTRALUMINAL DEVICE, USING DRUG-COATED BALLOON, PERCUTANEOUS APPROACH
5.3.2	Prior nontraumatic amputation or peripheral vascular procedure (eg, stenting or surgical revascularization), due to peripheral arterial ischemia	047N3D6	PX	DILATION OF LEFT POPLITEAL ARTERY, BIFURCATION, WITH INTRALUMINAL DEVICE, PERCUTANEOUS APPROACH
5.3.2	Prior nontraumatic amputation or peripheral vascular procedure (eg, stenting or surgical revascularization), due to peripheral arterial ischemia	047N3DZ	PX	DILATION OF LEFT POPLITEAL ARTERY WITH INTRALUMINAL DEVICE, PERCUTANEOUS APPROACH
5.3.2	Prior nontraumatic amputation or peripheral vascular procedure (eg, stenting or surgical revascularization), due to peripheral arterial ischemia	047N3E6	PX	DILATION OF LEFT POPLITEAL ARTERY, BIFURCATION, WITH TWO INTRALUMINAL DEVICES, PERCUTANEOUS APPROACH
5.3.2	Prior nontraumatic amputation or peripheral vascular procedure (eg, stenting or surgical revascularization), due to peripheral arterial ischemia	047N3EZ	PX	DILATION OF LEFT POPLITEAL ARTERY WITH TWO INTRALUMINAL DEVICES, PERCUTANEOUS APPROACH
5.3.2	Prior nontraumatic amputation or peripheral vascular procedure (eg, stenting or surgical revascularization), due to peripheral arterial ischemia	047N3F6	PX	DILATION OF LEFT POPLITEAL ARTERY, BIFURCATION, WITH THREE INTRALUMINAL DEVICES, PERCUTANEOUS APPROACH
5.3.2	Prior nontraumatic amputation or peripheral vascular procedure (eg, stenting or surgical revascularization), due to peripheral arterial ischemia	047N3FZ	PX	DILATION OF LEFT POPLITEAL ARTERY WITH THREE INTRALUMINAL DEVICES, PERCUTANEOUS APPROACH
5.3.2	Prior nontraumatic amputation or peripheral vascular procedure (eg, stenting or surgical revascularization), due to peripheral arterial ischemia	047N3G6	PX	DILATION OF LEFT POPLITEAL ARTERY, BIFURCATION, WITH FOUR OR MORE INTRALUMINAL DEVICES, PERCUTANEOUS APPROACH
5.3.2	Prior nontraumatic amputation or peripheral vascular procedure (eg, stenting or surgical revascularization), due to peripheral arterial ischemia	047N3GZ	PX	DILATION OF LEFT POPLITEAL ARTERY WITH FOUR OR MORE INTRALUMINAL DEVICES, PERCUTANEOUS APPROACH
5.3.2	Prior nontraumatic amputation or peripheral vascular procedure (eg, stenting or surgical revascularization), due to peripheral arterial ischemia	047N3Z1	PX	DILATION OF LEFT POPLITEAL ARTERY USING DRUG-COATED BALLOON, PERCUTANEOUS APPROACH
5.3.2	Prior nontraumatic amputation or peripheral vascular procedure (eg, stenting or surgical revascularization), due to peripheral arterial ischemia	047N3Z6	PX	DILATION OF LEFT POPLITEAL ARTERY, BIFURCATION, PERCUTANEOUS APPROACH
5.3.2	Prior nontraumatic amputation or peripheral vascular procedure (eg, stenting or surgical revascularization), due to peripheral arterial ischemia	047N3ZZ	PX	DILATION OF LEFT POPLITEAL ARTERY, PERCUTANEOUS APPROACH

5.3.2	Prior nontraumatic amputation or peripheral vascular procedure (eg, stenting or surgical revascularization), due to peripheral arterial ischemia	047N441	PX	DILATION OF LEFT POPLITEAL ARTERY WITH DRUG-ELUTING INTRALUMINAL DEVICE, USING DRUG-COATED BALLOON, PERCUTANEOUS ENDOSCOPIC APPROACH
5.3.2	Prior nontraumatic amputation or peripheral vascular procedure (eg, stenting or surgical revascularization), due to peripheral arterial ischemia	047N446	PX	DILATION OF LEFT POPLITEAL ARTERY, BIFURCATION, WITH DRUG-ELUTING INTRALUMINAL DEVICE, PERCUTANEOUS ENDOSCOPIC APPROACH
5.3.2	Prior nontraumatic amputation or peripheral vascular procedure (eg, stenting or surgical revascularization), due to peripheral arterial ischemia	047N44Z	PX	DILATION OF LEFT POPLITEAL ARTERY WITH DRUG-ELUTING INTRALUMINAL DEVICE, PERCUTANEOUS ENDOSCOPIC APPROACH
5.3.2	Prior nontraumatic amputation or peripheral vascular procedure (eg, stenting or surgical revascularization), due to peripheral arterial ischemia	047N456	PX	DILATION OF LEFT POPLITEAL ARTERY, BIFURCATION, WITH TWO DRUG-ELUTING INTRALUMINAL DEVICES, PERCUTANEOUS ENDOSCOPIC APPROACH
5.3.2	Prior nontraumatic amputation or peripheral vascular procedure (eg, stenting or surgical revascularization), due to peripheral arterial ischemia	047N45Z	PX	DILATION OF LEFT POPLITEAL ARTERY WITH TWO DRUG-ELUTING INTRALUMINAL DEVICES, PERCUTANEOUS ENDOSCOPIC APPROACH
5.3.2	Prior nontraumatic amputation or peripheral vascular procedure (eg, stenting or surgical revascularization), due to peripheral arterial ischemia	047N466	PX	DILATION OF LEFT POPLITEAL ARTERY, BIFURCATION, WITH THREE DRUG-ELUTING INTRALUMINAL DEVICES, PERCUTANEOUS ENDOSCOPIC APPROACH
5.3.2	Prior nontraumatic amputation or peripheral vascular procedure (eg, stenting or surgical revascularization), due to peripheral arterial ischemia	047N46Z	PX	DILATION OF LEFT POPLITEAL ARTERY WITH THREE DRUG-ELUTING INTRALUMINAL DEVICES, PERCUTANEOUS ENDOSCOPIC APPROACH
5.3.2	Prior nontraumatic amputation or peripheral vascular procedure (eg, stenting or surgical revascularization), due to peripheral arterial ischemia	047N476	PX	DILATION OF LEFT POPLITEAL ARTERY, BIFURCATION, WITH FOUR OR MORE DRUG-ELUTING INTRALUMINAL DEVICES, PERCUTANEOUS ENDOSCOPIC APPROACH
5.3.2	Prior nontraumatic amputation or peripheral vascular procedure (eg, stenting or surgical revascularization), due to peripheral arterial ischemia	047N47Z	PX	DILATION OF LEFT POPLITEAL ARTERY WITH FOUR OR MORE DRUG-ELUTING INTRALUMINAL DEVICES, PERCUTANEOUS ENDOSCOPIC APPROACH
5.3.2	Prior nontraumatic amputation or peripheral vascular procedure (eg, stenting or surgical revascularization), due to peripheral arterial ischemia	047N4D1	PX	DILATION OF LEFT POPLITEAL ARTERY WITH INTRALUMINAL DEVICE, USING DRUG-COATED BALLOON, PERCUTANEOUS ENDOSCOPIC APPROACH
5.3.2	Prior nontraumatic amputation or peripheral vascular procedure (eg, stenting or surgical revascularization), due to peripheral arterial ischemia	047N4D6	PX	DILATION OF LEFT POPLITEAL ARTERY, BIFURCATION, WITH INTRALUMINAL DEVICE, PERCUTANEOUS ENDOSCOPIC APPROACH
5.3.2	Prior nontraumatic amputation or peripheral vascular procedure (eg, stenting or surgical revascularization), due to peripheral arterial ischemia	047N4DZ	PX	DILATION OF LEFT POPLITEAL ARTERY WITH INTRALUMINAL DEVICE, PERCUTANEOUS ENDOSCOPIC APPROACH

5.3.2	Prior nontraumatic amputation or peripheral vascular procedure (eg, stenting or surgical revascularization), due to peripheral arterial ischemia	047N4E6	PX	DILATION OF LEFT POPLITEAL ARTERY, BIFURCATION, WITH TWO INTRALUMINAL DEVICES, PERCUTANEOUS ENDOSCOPIC APPROACH
5.3.2	Prior nontraumatic amputation or peripheral vascular procedure (eg, stenting or surgical revascularization), due to peripheral arterial ischemia	047N4EZ	PX	DILATION OF LEFT POPLITEAL ARTERY WITH TWO INTRALUMINAL DEVICES, PERCUTANEOUS ENDOSCOPIC APPROACH
5.3.2	Prior nontraumatic amputation or peripheral vascular procedure (eg, stenting or surgical revascularization), due to peripheral arterial ischemia	047N4F6	PX	DILATION OF LEFT POPLITEAL ARTERY, BIFURCATION, WITH THREE INTRALUMINAL DEVICES, PERCUTANEOUS ENDOSCOPIC APPROACH
5.3.2	Prior nontraumatic amputation or peripheral vascular procedure (eg, stenting or surgical revascularization), due to peripheral arterial ischemia	047N4FZ	PX	DILATION OF LEFT POPLITEAL ARTERY WITH THREE INTRALUMINAL DEVICES, PERCUTANEOUS ENDOSCOPIC APPROACH
5.3.2	Prior nontraumatic amputation or peripheral vascular procedure (eg, stenting or surgical revascularization), due to peripheral arterial ischemia	047N4G6	PX	DILATION OF LEFT POPLITEAL ARTERY, BIFURCATION, WITH FOUR OR MORE INTRALUMINAL DEVICES, PERCUTANEOUS ENDOSCOPIC APPROACH
5.3.2	Prior nontraumatic amputation or peripheral vascular procedure (eg, stenting or surgical revascularization), due to peripheral arterial ischemia	047N4GZ	PX	DILATION OF LEFT POPLITEAL ARTERY WITH FOUR OR MORE INTRALUMINAL DEVICES, PERCUTANEOUS ENDOSCOPIC APPROACH
5.3.2	Prior nontraumatic amputation or peripheral vascular procedure (eg, stenting or surgical revascularization), due to peripheral arterial ischemia	047N4Z1	PX	DILATION OF LEFT POPLITEAL ARTERY USING DRUG-COATED BALLOON, PERCUTANEOUS ENDOSCOPIC APPROACH
5.3.2	Prior nontraumatic amputation or peripheral vascular procedure (eg, stenting or surgical revascularization), due to peripheral arterial ischemia	047N4Z6	PX	DILATION OF LEFT POPLITEAL ARTERY, BIFURCATION, PERCUTANEOUS ENDOSCOPIC APPROACH
5.3.2	Prior nontraumatic amputation or peripheral vascular procedure (eg, stenting or surgical revascularization), due to peripheral arterial ischemia	047N4ZZ	PX	DILATION OF LEFT POPLITEAL ARTERY, PERCUTANEOUS ENDOSCOPIC APPROACH
5.3.2	Prior nontraumatic amputation or peripheral vascular procedure (eg, stenting or surgical revascularization), due to peripheral arterial ischemia	047P046	PX	DILATION OF RIGHT ANTERIOR TIBIAL ARTERY, BIFURCATION, WITH DRUG-ELUTING INTRALUMINAL DEVICE, OPEN APPROACH
5.3.2	Prior nontraumatic amputation or peripheral vascular procedure (eg, stenting or surgical revascularization), due to peripheral arterial ischemia	047P04Z	PX	DILATION OF RIGHT ANTERIOR TIBIAL ARTERY WITH DRUG-ELUTING INTRALUMINAL DEVICE, OPEN APPROACH
5.3.2	Prior nontraumatic amputation or peripheral vascular procedure (eg, stenting or surgical revascularization), due to peripheral arterial ischemia	047P056	PX	DILATION OF RIGHT ANTERIOR TIBIAL ARTERY, BIFURCATION, WITH TWO DRUG-ELUTING INTRALUMINAL DEVICES, OPEN APPROACH

5.3.2	Prior nontraumatic amputation or peripheral vascular procedure (eg, stenting or surgical revascularization), due to peripheral arterial ischemia	047P05Z	PX	DILATION OF RIGHT ANTERIOR TIBIAL ARTERY WITH TWO DRUG-ELUTING INTRALUMINAL DEVICES, OPEN APPROACH
5.3.2	Prior nontraumatic amputation or peripheral vascular procedure (eg, stenting or surgical revascularization), due to peripheral arterial ischemia	047P066	PX	DILATION OF RIGHT ANTERIOR TIBIAL ARTERY, BIFURCATION, WITH THREE DRUG-ELUTING INTRALUMINAL DEVICES, OPEN APPROACH
5.3.2	Prior nontraumatic amputation or peripheral vascular procedure (eg, stenting or surgical revascularization), due to peripheral arterial ischemia	047P06Z	PX	DILATION OF RIGHT ANTERIOR TIBIAL ARTERY WITH THREE DRUG-ELUTING INTRALUMINAL DEVICES, OPEN APPROACH
5.3.2	Prior nontraumatic amputation or peripheral vascular procedure (eg, stenting or surgical revascularization), due to peripheral arterial ischemia	047P076	PX	DILATION OF RIGHT ANTERIOR TIBIAL ARTERY, BIFURCATION, WITH FOUR OR MORE DRUG-ELUTING INTRALUMINAL DEVICES, OPEN APPROACH
5.3.2	Prior nontraumatic amputation or peripheral vascular procedure (eg, stenting or surgical revascularization), due to peripheral arterial ischemia	047P07Z	PX	DILATION OF RIGHT ANTERIOR TIBIAL ARTERY WITH FOUR OR MORE DRUG-ELUTING INTRALUMINAL DEVICES, OPEN APPROACH
5.3.2	Prior nontraumatic amputation or peripheral vascular procedure (eg, stenting or surgical revascularization), due to peripheral arterial ischemia	047P0D6	PX	DILATION OF RIGHT ANTERIOR TIBIAL ARTERY, BIFURCATION, WITH INTRALUMINAL DEVICE, OPEN APPROACH
5.3.2	Prior nontraumatic amputation or peripheral vascular procedure (eg, stenting or surgical revascularization), due to peripheral arterial ischemia	047P0DZ	PX	DILATION OF RIGHT ANTERIOR TIBIAL ARTERY WITH INTRALUMINAL DEVICE, OPEN APPROACH
5.3.2	Prior nontraumatic amputation or peripheral vascular procedure (eg, stenting or surgical revascularization), due to peripheral arterial ischemia	047P0E6	PX	DILATION OF RIGHT ANTERIOR TIBIAL ARTERY, BIFURCATION, WITH TWO INTRALUMINAL DEVICES, OPEN APPROACH
5.3.2	Prior nontraumatic amputation or peripheral vascular procedure (eg, stenting or surgical revascularization), due to peripheral arterial ischemia	047P0EZ	PX	DILATION OF RIGHT ANTERIOR TIBIAL ARTERY WITH TWO INTRALUMINAL DEVICES, OPEN APPROACH
5.3.2	Prior nontraumatic amputation or peripheral vascular procedure (eg, stenting or surgical revascularization), due to peripheral arterial ischemia	047P0F6	PX	DILATION OF RIGHT ANTERIOR TIBIAL ARTERY, BIFURCATION, WITH THREE INTRALUMINAL DEVICES, OPEN APPROACH
5.3.2	Prior nontraumatic amputation or peripheral vascular procedure (eg, stenting or surgical revascularization), due to peripheral arterial ischemia	047P0FZ	PX	DILATION OF RIGHT ANTERIOR TIBIAL ARTERY WITH THREE INTRALUMINAL DEVICES, OPEN APPROACH
5.3.2	Prior nontraumatic amputation or peripheral vascular procedure (eg, stenting or surgical revascularization), due to peripheral arterial ischemia	047P0G6	PX	DILATION OF RIGHT ANTERIOR TIBIAL ARTERY, BIFURCATION, WITH FOUR OR MORE INTRALUMINAL DEVICES, OPEN APPROACH

5.3.2	Prior nontraumatic amputation or peripheral vascular procedure (eg, stenting or surgical revascularization), due to peripheral arterial ischemia	047P0GZ	PX	DILATION OF RIGHT ANTERIOR TIBIAL ARTERY WITH FOUR OR MORE INTRALUMINAL DEVICES, OPEN APPROACH
5.3.2	Prior nontraumatic amputation or peripheral vascular procedure (eg, stenting or surgical revascularization), due to peripheral arterial ischemia	047P0Z6	PX	DILATION OF RIGHT ANTERIOR TIBIAL ARTERY, BIFURCATION, OPEN APPROACH
5.3.2	Prior nontraumatic amputation or peripheral vascular procedure (eg, stenting or surgical revascularization), due to peripheral arterial ischemia	047P0ZZ	PX	DILATION OF RIGHT ANTERIOR TIBIAL ARTERY, OPEN APPROACH
5.3.2	Prior nontraumatic amputation or peripheral vascular procedure (eg, stenting or surgical revascularization), due to peripheral arterial ischemia	047P346	PX	DILATION OF RIGHT ANTERIOR TIBIAL ARTERY, BIFURCATION, WITH DRUG-ELUTING INTRALUMINAL DEVICE, PERCUTANEOUS APPROACH
5.3.2	Prior nontraumatic amputation or peripheral vascular procedure (eg, stenting or surgical revascularization), due to peripheral arterial ischemia	047P34Z	PX	DILATION OF RIGHT ANTERIOR TIBIAL ARTERY WITH DRUG-ELUTING INTRALUMINAL DEVICE, PERCUTANEOUS APPROACH
5.3.2	Prior nontraumatic amputation or peripheral vascular procedure (eg, stenting or surgical revascularization), due to peripheral arterial ischemia	047P356	PX	DILATION OF RIGHT ANTERIOR TIBIAL ARTERY, BIFURCATION, WITH TWO DRUG-ELUTING INTRALUMINAL DEVICES, PERCUTANEOUS APPROACH
5.3.2	Prior nontraumatic amputation or peripheral vascular procedure (eg, stenting or surgical revascularization), due to peripheral arterial ischemia	047P35Z	PX	DILATION OF RIGHT ANTERIOR TIBIAL ARTERY WITH TWO DRUG-ELUTING INTRALUMINAL DEVICES, PERCUTANEOUS APPROACH
5.3.2	Prior nontraumatic amputation or peripheral vascular procedure (eg, stenting or surgical revascularization), due to peripheral arterial ischemia	047P366	PX	DILATION OF RIGHT ANTERIOR TIBIAL ARTERY, BIFURCATION, WITH THREE DRUG-ELUTING INTRALUMINAL DEVICES, PERCUTANEOUS APPROACH
5.3.2	Prior nontraumatic amputation or peripheral vascular procedure (eg, stenting or surgical revascularization), due to peripheral arterial ischemia	047P36Z	PX	DILATION OF RIGHT ANTERIOR TIBIAL ARTERY WITH THREE DRUG-ELUTING INTRALUMINAL DEVICES, PERCUTANEOUS APPROACH
5.3.2	Prior nontraumatic amputation or peripheral vascular procedure (eg, stenting or surgical revascularization), due to peripheral arterial ischemia	047P376	PX	DILATION OF RIGHT ANTERIOR TIBIAL ARTERY, BIFURCATION, WITH FOUR OR MORE DRUG-ELUTING INTRALUMINAL DEVICES, PERCUTANEOUS APPROACH
5.3.2	Prior nontraumatic amputation or peripheral vascular procedure (eg, stenting or surgical revascularization), due to peripheral arterial ischemia	047P37Z	PX	DILATION OF RIGHT ANTERIOR TIBIAL ARTERY WITH FOUR OR MORE DRUG-ELUTING INTRALUMINAL DEVICES, PERCUTANEOUS APPROACH
5.3.2	Prior nontraumatic amputation or peripheral vascular procedure (eg, stenting or surgical revascularization), due to peripheral arterial ischemia	047P3D6	PX	DILATION OF RIGHT ANTERIOR TIBIAL ARTERY, BIFURCATION, WITH INTRALUMINAL DEVICE, PERCUTANEOUS APPROACH

5.3.2	Prior nontraumatic amputation or peripheral vascular procedure (eg, stenting or surgical revascularization), due to peripheral arterial ischemia	047P3DZ	PX	DILATION OF RIGHT ANTERIOR TIBIAL ARTERY WITH INTRALUMINAL DEVICE, PERCUTANEOUS APPROACH
5.3.2	Prior nontraumatic amputation or peripheral vascular procedure (eg, stenting or surgical revascularization), due to peripheral arterial ischemia	047P3E6	PX	DILATION OF RIGHT ANTERIOR TIBIAL ARTERY, BIFURCATION, WITH TWO INTRALUMINAL DEVICES, PERCUTANEOUS APPROACH
5.3.2	Prior nontraumatic amputation or peripheral vascular procedure (eg, stenting or surgical revascularization), due to peripheral arterial ischemia	047P3EZ	PX	DILATION OF RIGHT ANTERIOR TIBIAL ARTERY WITH TWO INTRALUMINAL DEVICES, PERCUTANEOUS APPROACH
5.3.2	Prior nontraumatic amputation or peripheral vascular procedure (eg, stenting or surgical revascularization), due to peripheral arterial ischemia	047P3F6	PX	DILATION OF RIGHT ANTERIOR TIBIAL ARTERY, BIFURCATION, WITH THREE INTRALUMINAL DEVICES, PERCUTANEOUS APPROACH
5.3.2	Prior nontraumatic amputation or peripheral vascular procedure (eg, stenting or surgical revascularization), due to peripheral arterial ischemia	047P3FZ	PX	DILATION OF RIGHT ANTERIOR TIBIAL ARTERY WITH THREE INTRALUMINAL DEVICES, PERCUTANEOUS APPROACH
5.3.2	Prior nontraumatic amputation or peripheral vascular procedure (eg, stenting or surgical revascularization), due to peripheral arterial ischemia	047P3G6	PX	DILATION OF RIGHT ANTERIOR TIBIAL ARTERY, BIFURCATION, WITH FOUR OR MORE INTRALUMINAL DEVICES, PERCUTANEOUS APPROACH
5.3.2	Prior nontraumatic amputation or peripheral vascular procedure (eg, stenting or surgical revascularization), due to peripheral arterial ischemia	047P3GZ	PX	DILATION OF RIGHT ANTERIOR TIBIAL ARTERY WITH FOUR OR MORE INTRALUMINAL DEVICES, PERCUTANEOUS APPROACH
5.3.2	Prior nontraumatic amputation or peripheral vascular procedure (eg, stenting or surgical revascularization), due to peripheral arterial ischemia	047P3Z6	PX	DILATION OF RIGHT ANTERIOR TIBIAL ARTERY, BIFURCATION, PERCUTANEOUS APPROACH
5.3.2	Prior nontraumatic amputation or peripheral vascular procedure (eg, stenting or surgical revascularization), due to peripheral arterial ischemia	047P3ZZ	PX	DILATION OF RIGHT ANTERIOR TIBIAL ARTERY, PERCUTANEOUS APPROACH
5.3.2	Prior nontraumatic amputation or peripheral vascular procedure (eg, stenting or surgical revascularization), due to peripheral arterial ischemia	047P446	PX	DILATION OF RIGHT ANTERIOR TIBIAL ARTERY, BIFURCATION, WITH DRUG-ELUTING INTRALUMINAL DEVICE, PERCUTANEOUS ENDOSCOPIC APPROACH
5.3.2	Prior nontraumatic amputation or peripheral vascular procedure (eg, stenting or surgical revascularization), due to peripheral arterial ischemia	047P44Z	PX	DILATION OF RIGHT ANTERIOR TIBIAL ARTERY WITH DRUG-ELUTING INTRALUMINAL DEVICE, PERCUTANEOUS ENDOSCOPIC APPROACH
5.3.2	Prior nontraumatic amputation or peripheral vascular procedure (eg, stenting or surgical revascularization), due to peripheral arterial ischemia	047P456	PX	DILATION OF RIGHT ANTERIOR TIBIAL ARTERY, BIFURCATION, WITH TWO DRUG-ELUTING INTRALUMINAL DEVICES, PERCUTANEOUS ENDOSCOPIC APPROACH

5.3.2	Prior nontraumatic amputation or peripheral vascular procedure (eg, stenting or surgical revascularization), due to peripheral arterial ischemia	047P45Z	PX	DILATION OF RIGHT ANTERIOR TIBIAL ARTERY WITH TWO DRUG-ELUTING INTRALUMINAL DEVICES, PERCUTANEOUS ENDOSCOPIC APPROACH
5.3.2	Prior nontraumatic amputation or peripheral vascular procedure (eg, stenting or surgical revascularization), due to peripheral arterial ischemia	047P466	PX	DILATION OF RIGHT ANTERIOR TIBIAL ARTERY, BIFURCATION, WITH THREE DRUG-ELUTING INTRALUMINAL DEVICES, PERCUTANEOUS ENDOSCOPIC APPROACH
5.3.2	Prior nontraumatic amputation or peripheral vascular procedure (eg, stenting or surgical revascularization), due to peripheral arterial ischemia	047P46Z	PX	DILATION OF RIGHT ANTERIOR TIBIAL ARTERY WITH THREE DRUG-ELUTING INTRALUMINAL DEVICES, PERCUTANEOUS ENDOSCOPIC APPROACH
5.3.2	Prior nontraumatic amputation or peripheral vascular procedure (eg, stenting or surgical revascularization), due to peripheral arterial ischemia	047P476	PX	DILATION OF RIGHT ANTERIOR TIBIAL ARTERY, BIFURCATION, WITH FOUR OR MORE DRUG-ELUTING INTRALUMINAL DEVICES, PERCUTANEOUS ENDOSCOPIC APPROACH
5.3.2	Prior nontraumatic amputation or peripheral vascular procedure (eg, stenting or surgical revascularization), due to peripheral arterial ischemia	047P47Z	PX	DILATION OF RIGHT ANTERIOR TIBIAL ARTERY WITH FOUR OR MORE DRUG-ELUTING INTRALUMINAL DEVICES, PERCUTANEOUS ENDOSCOPIC APPROACH
5.3.2	Prior nontraumatic amputation or peripheral vascular procedure (eg, stenting or surgical revascularization), due to peripheral arterial ischemia	047P4D6	PX	DILATION OF RIGHT ANTERIOR TIBIAL ARTERY, BIFURCATION, WITH INTRALUMINAL DEVICE, PERCUTANEOUS ENDOSCOPIC APPROACH
5.3.2	Prior nontraumatic amputation or peripheral vascular procedure (eg, stenting or surgical revascularization), due to peripheral arterial ischemia	047P4DZ	PX	DILATION OF RIGHT ANTERIOR TIBIAL ARTERY WITH INTRALUMINAL DEVICE, PERCUTANEOUS ENDOSCOPIC APPROACH
5.3.2	Prior nontraumatic amputation or peripheral vascular procedure (eg, stenting or surgical revascularization), due to peripheral arterial ischemia	047P4E6	PX	DILATION OF RIGHT ANTERIOR TIBIAL ARTERY, BIFURCATION, WITH TWO INTRALUMINAL DEVICES, PERCUTANEOUS ENDOSCOPIC APPROACH
5.3.2	Prior nontraumatic amputation or peripheral vascular procedure (eg, stenting or surgical revascularization), due to peripheral arterial ischemia	047P4EZ	PX	DILATION OF RIGHT ANTERIOR TIBIAL ARTERY WITH TWO INTRALUMINAL DEVICES, PERCUTANEOUS ENDOSCOPIC APPROACH
5.3.2	Prior nontraumatic amputation or peripheral vascular procedure (eg, stenting or surgical revascularization), due to peripheral arterial ischemia	047P4F6	PX	DILATION OF RIGHT ANTERIOR TIBIAL ARTERY, BIFURCATION, WITH THREE INTRALUMINAL DEVICES, PERCUTANEOUS ENDOSCOPIC APPROACH
5.3.2	Prior nontraumatic amputation or peripheral vascular procedure (eg, stenting or surgical revascularization), due to peripheral arterial ischemia	047P4FZ	PX	DILATION OF RIGHT ANTERIOR TIBIAL ARTERY WITH THREE INTRALUMINAL DEVICES, PERCUTANEOUS ENDOSCOPIC APPROACH
5.3.2	Prior nontraumatic amputation or peripheral vascular procedure (eg, stenting or surgical revascularization), due to peripheral arterial ischemia	047P4G6	PX	DILATION OF RIGHT ANTERIOR TIBIAL ARTERY, BIFURCATION, WITH FOUR OR MORE INTRALUMINAL DEVICES, PERCUTANEOUS ENDOSCOPIC APPROACH

5.3.2	Prior nontraumatic amputation or peripheral vascular procedure (eg, stenting or surgical revascularization), due to peripheral arterial ischemia	047P4GZ	PX	DILATION OF RIGHT ANTERIOR TIBIAL ARTERY WITH FOUR OR MORE INTRALUMINAL DEVICES, PERCUTANEOUS ENDOSCOPIC APPROACH
5.3.2	Prior nontraumatic amputation or peripheral vascular procedure (eg, stenting or surgical revascularization), due to peripheral arterial ischemia	047P4Z6	PX	DILATION OF RIGHT ANTERIOR TIBIAL ARTERY, BIFURCATION, PERCUTANEOUS ENDOSCOPIC APPROACH
5.3.2	Prior nontraumatic amputation or peripheral vascular procedure (eg, stenting or surgical revascularization), due to peripheral arterial ischemia	047P4ZZ	PX	DILATION OF RIGHT ANTERIOR TIBIAL ARTERY, PERCUTANEOUS ENDOSCOPIC APPROACH
5.3.2	Prior nontraumatic amputation or peripheral vascular procedure (eg, stenting or surgical revascularization), due to peripheral arterial ischemia	047Q046	PX	DILATION OF LEFT ANTERIOR TIBIAL ARTERY, BIFURCATION, WITH DRUG-ELUTING INTRALUMINAL DEVICE, OPEN APPROACH
5.3.2	Prior nontraumatic amputation or peripheral vascular procedure (eg, stenting or surgical revascularization), due to peripheral arterial ischemia	047Q04Z	PX	DILATION OF LEFT ANTERIOR TIBIAL ARTERY WITH DRUG-ELUTING INTRALUMINAL DEVICE, OPEN APPROACH
5.3.2	Prior nontraumatic amputation or peripheral vascular procedure (eg, stenting or surgical revascularization), due to peripheral arterial ischemia	047Q056	PX	DILATION OF LEFT ANTERIOR TIBIAL ARTERY, BIFURCATION, WITH TWO DRUG-ELUTING INTRALUMINAL DEVICES, OPEN APPROACH
5.3.2	Prior nontraumatic amputation or peripheral vascular procedure (eg, stenting or surgical revascularization), due to peripheral arterial ischemia	047Q05Z	PX	DILATION OF LEFT ANTERIOR TIBIAL ARTERY WITH TWO DRUG-ELUTING INTRALUMINAL DEVICES, OPEN APPROACH
5.3.2	Prior nontraumatic amputation or peripheral vascular procedure (eg, stenting or surgical revascularization), due to peripheral arterial ischemia	047Q066	PX	DILATION OF LEFT ANTERIOR TIBIAL ARTERY, BIFURCATION, WITH THREE DRUG-ELUTING INTRALUMINAL DEVICES, OPEN APPROACH
5.3.2	Prior nontraumatic amputation or peripheral vascular procedure (eg, stenting or surgical revascularization), due to peripheral arterial ischemia	047Q06Z	PX	DILATION OF LEFT ANTERIOR TIBIAL ARTERY WITH THREE DRUG-ELUTING INTRALUMINAL DEVICES, OPEN APPROACH
5.3.2	Prior nontraumatic amputation or peripheral vascular procedure (eg, stenting or surgical revascularization), due to peripheral arterial ischemia	047Q076	PX	DILATION OF LEFT ANTERIOR TIBIAL ARTERY, BIFURCATION, WITH FOUR OR MORE DRUG-ELUTING INTRALUMINAL DEVICES, OPEN APPROACH
5.3.2	Prior nontraumatic amputation or peripheral vascular procedure (eg, stenting or surgical revascularization), due to peripheral arterial ischemia	047Q07Z	PX	DILATION OF LEFT ANTERIOR TIBIAL ARTERY WITH FOUR OR MORE DRUG-ELUTING INTRALUMINAL DEVICES, OPEN APPROACH
5.3.2	Prior nontraumatic amputation or peripheral vascular procedure (eg, stenting or surgical revascularization), due to peripheral arterial ischemia	047Q0D6	PX	DILATION OF LEFT ANTERIOR TIBIAL ARTERY, BIFURCATION, WITH INTRALUMINAL DEVICE, OPEN APPROACH

5.3.2	Prior nontraumatic amputation or peripheral vascular procedure (eg, stenting or surgical revascularization), due to peripheral arterial ischemia	047Q0DZ	PX	DILATION OF LEFT ANTERIOR TIBIAL ARTERY WITH INTRALUMINAL DEVICE, OPEN APPROACH
5.3.2	Prior nontraumatic amputation or peripheral vascular procedure (eg, stenting or surgical revascularization), due to peripheral arterial ischemia	047Q0E6	PX	DILATION OF LEFT ANTERIOR TIBIAL ARTERY, BIFURCATION, WITH TWO INTRALUMINAL DEVICES, OPEN APPROACH
5.3.2	Prior nontraumatic amputation or peripheral vascular procedure (eg, stenting or surgical revascularization), due to peripheral arterial ischemia	047Q0EZ	PX	DILATION OF LEFT ANTERIOR TIBIAL ARTERY WITH TWO INTRALUMINAL DEVICES, OPEN APPROACH
5.3.2	Prior nontraumatic amputation or peripheral vascular procedure (eg, stenting or surgical revascularization), due to peripheral arterial ischemia	047Q0F6	PX	DILATION OF LEFT ANTERIOR TIBIAL ARTERY, BIFURCATION, WITH THREE INTRALUMINAL DEVICES, OPEN APPROACH
5.3.2	Prior nontraumatic amputation or peripheral vascular procedure (eg, stenting or surgical revascularization), due to peripheral arterial ischemia	047Q0FZ	PX	DILATION OF LEFT ANTERIOR TIBIAL ARTERY WITH THREE INTRALUMINAL DEVICES, OPEN APPROACH
5.3.2	Prior nontraumatic amputation or peripheral vascular procedure (eg, stenting or surgical revascularization), due to peripheral arterial ischemia	047Q0G6	PX	DILATION OF LEFT ANTERIOR TIBIAL ARTERY, BIFURCATION, WITH FOUR OR MORE INTRALUMINAL DEVICES, OPEN APPROACH
5.3.2	Prior nontraumatic amputation or peripheral vascular procedure (eg, stenting or surgical revascularization), due to peripheral arterial ischemia	047Q0GZ	PX	DILATION OF LEFT ANTERIOR TIBIAL ARTERY WITH FOUR OR MORE INTRALUMINAL DEVICES, OPEN APPROACH
5.3.2	Prior nontraumatic amputation or peripheral vascular procedure (eg, stenting or surgical revascularization), due to peripheral arterial ischemia	047Q0Z6	PX	DILATION OF LEFT ANTERIOR TIBIAL ARTERY, BIFURCATION, OPEN APPROACH
5.3.2	Prior nontraumatic amputation or peripheral vascular procedure (eg, stenting or surgical revascularization), due to peripheral arterial ischemia	047Q0ZZ	PX	DILATION OF LEFT ANTERIOR TIBIAL ARTERY, OPEN APPROACH
5.3.2	Prior nontraumatic amputation or peripheral vascular procedure (eg, stenting or surgical revascularization), due to peripheral arterial ischemia	047Q346	PX	DILATION OF LEFT ANTERIOR TIBIAL ARTERY, BIFURCATION, WITH DRUG-ELUTING INTRALUMINAL DEVICE, PERCUTANEOUS APPROACH
5.3.2	Prior nontraumatic amputation or peripheral vascular procedure (eg, stenting or surgical revascularization), due to peripheral arterial ischemia	047Q34Z	PX	DILATION OF LEFT ANTERIOR TIBIAL ARTERY WITH DRUG-ELUTING INTRALUMINAL DEVICE, PERCUTANEOUS APPROACH
5.3.2	Prior nontraumatic amputation or peripheral vascular procedure (eg, stenting or surgical revascularization), due to peripheral arterial ischemia	047Q356	PX	DILATION OF LEFT ANTERIOR TIBIAL ARTERY, BIFURCATION, WITH TWO DRUG-ELUTING INTRALUMINAL DEVICES, PERCUTANEOUS APPROACH

5.3.2	Prior nontraumatic amputation or peripheral vascular procedure (eg, stenting or surgical revascularization), due to peripheral arterial ischemia	047Q35Z	PX	DILATION OF LEFT ANTERIOR TIBIAL ARTERY WITH TWO DRUG-ELUTING INTRALUMINAL DEVICES, PERCUTANEOUS APPROACH
5.3.2	Prior nontraumatic amputation or peripheral vascular procedure (eg, stenting or surgical revascularization), due to peripheral arterial ischemia	047Q366	PX	DILATION OF LEFT ANTERIOR TIBIAL ARTERY, BIFURCATION, WITH THREE DRUG-ELUTING INTRALUMINAL DEVICES, PERCUTANEOUS APPROACH
5.3.2	Prior nontraumatic amputation or peripheral vascular procedure (eg, stenting or surgical revascularization), due to peripheral arterial ischemia	047Q36Z	PX	DILATION OF LEFT ANTERIOR TIBIAL ARTERY WITH THREE DRUG-ELUTING INTRALUMINAL DEVICES, PERCUTANEOUS APPROACH
5.3.2	Prior nontraumatic amputation or peripheral vascular procedure (eg, stenting or surgical revascularization), due to peripheral arterial ischemia	047Q376	PX	DILATION OF LEFT ANTERIOR TIBIAL ARTERY, BIFURCATION, WITH FOUR OR MORE DRUG-ELUTING INTRALUMINAL DEVICES, PERCUTANEOUS APPROACH
5.3.2	Prior nontraumatic amputation or peripheral vascular procedure (eg, stenting or surgical revascularization), due to peripheral arterial ischemia	047Q37Z	PX	DILATION OF LEFT ANTERIOR TIBIAL ARTERY WITH FOUR OR MORE DRUG-ELUTING INTRALUMINAL DEVICES, PERCUTANEOUS APPROACH
5.3.2	Prior nontraumatic amputation or peripheral vascular procedure (eg, stenting or surgical revascularization), due to peripheral arterial ischemia	047Q3D6	PX	DILATION OF LEFT ANTERIOR TIBIAL ARTERY, BIFURCATION, WITH INTRALUMINAL DEVICE, PERCUTANEOUS APPROACH
5.3.2	Prior nontraumatic amputation or peripheral vascular procedure (eg, stenting or surgical revascularization), due to peripheral arterial ischemia	047Q3DZ	PX	DILATION OF LEFT ANTERIOR TIBIAL ARTERY WITH INTRALUMINAL DEVICE, PERCUTANEOUS APPROACH
5.3.2	Prior nontraumatic amputation or peripheral vascular procedure (eg, stenting or surgical revascularization), due to peripheral arterial ischemia	047Q3E6	PX	DILATION OF LEFT ANTERIOR TIBIAL ARTERY, BIFURCATION, WITH TWO INTRALUMINAL DEVICES, PERCUTANEOUS APPROACH
5.3.2	Prior nontraumatic amputation or peripheral vascular procedure (eg, stenting or surgical revascularization), due to peripheral arterial ischemia	047Q3EZ	PX	DILATION OF LEFT ANTERIOR TIBIAL ARTERY WITH TWO INTRALUMINAL DEVICES, PERCUTANEOUS APPROACH
5.3.2	Prior nontraumatic amputation or peripheral vascular procedure (eg, stenting or surgical revascularization), due to peripheral arterial ischemia	047Q3F6	PX	DILATION OF LEFT ANTERIOR TIBIAL ARTERY, BIFURCATION, WITH THREE INTRALUMINAL DEVICES, PERCUTANEOUS APPROACH
5.3.2	Prior nontraumatic amputation or peripheral vascular procedure (eg, stenting or surgical revascularization), due to peripheral arterial ischemia	047Q3FZ	PX	DILATION OF LEFT ANTERIOR TIBIAL ARTERY WITH THREE INTRALUMINAL DEVICES, PERCUTANEOUS APPROACH
5.3.2	Prior nontraumatic amputation or peripheral vascular procedure (eg, stenting or surgical revascularization), due to peripheral arterial ischemia	047Q3G6	PX	DILATION OF LEFT ANTERIOR TIBIAL ARTERY, BIFURCATION, WITH FOUR OR MORE INTRALUMINAL DEVICES, PERCUTANEOUS APPROACH

5.3.2	Prior nontraumatic amputation or peripheral vascular procedure (eg, stenting or surgical revascularization), due to peripheral arterial ischemia	047Q3GZ	PX	DILATION OF LEFT ANTERIOR TIBIAL ARTERY WITH FOUR OR MORE INTRALUMINAL DEVICES, PERCUTANEOUS APPROACH
5.3.2	Prior nontraumatic amputation or peripheral vascular procedure (eg, stenting or surgical revascularization), due to peripheral arterial ischemia	047Q3Z6	PX	DILATION OF LEFT ANTERIOR TIBIAL ARTERY, BIFURCATION, PERCUTANEOUS APPROACH
5.3.2	Prior nontraumatic amputation or peripheral vascular procedure (eg, stenting or surgical revascularization), due to peripheral arterial ischemia	047Q3ZZ	PX	DILATION OF LEFT ANTERIOR TIBIAL ARTERY, PERCUTANEOUS APPROACH
5.3.2	Prior nontraumatic amputation or peripheral vascular procedure (eg, stenting or surgical revascularization), due to peripheral arterial ischemia	047Q446	PX	DILATION OF LEFT ANTERIOR TIBIAL ARTERY, BIFURCATION, WITH DRUG-ELUTING INTRALUMINAL DEVICE, PERCUTANEOUS ENDOSCOPIC APPROACH
5.3.2	Prior nontraumatic amputation or peripheral vascular procedure (eg, stenting or surgical revascularization), due to peripheral arterial ischemia	047Q44Z	PX	DILATION OF LEFT ANTERIOR TIBIAL ARTERY WITH DRUG-ELUTING INTRALUMINAL DEVICE, PERCUTANEOUS ENDOSCOPIC APPROACH
5.3.2	Prior nontraumatic amputation or peripheral vascular procedure (eg, stenting or surgical revascularization), due to peripheral arterial ischemia	047Q456	PX	DILATION OF LEFT ANTERIOR TIBIAL ARTERY, BIFURCATION, WITH TWO DRUG-ELUTING INTRALUMINAL DEVICES, PERCUTANEOUS ENDOSCOPIC APPROACH
5.3.2	Prior nontraumatic amputation or peripheral vascular procedure (eg, stenting or surgical revascularization), due to peripheral arterial ischemia	047Q45Z	PX	DILATION OF LEFT ANTERIOR TIBIAL ARTERY WITH TWO DRUG-ELUTING INTRALUMINAL DEVICES, PERCUTANEOUS ENDOSCOPIC APPROACH
5.3.2	Prior nontraumatic amputation or peripheral vascular procedure (eg, stenting or surgical revascularization), due to peripheral arterial ischemia	047Q466	PX	DILATION OF LEFT ANTERIOR TIBIAL ARTERY, BIFURCATION, WITH THREE DRUG-ELUTING INTRALUMINAL DEVICES, PERCUTANEOUS ENDOSCOPIC APPROACH
5.3.2	Prior nontraumatic amputation or peripheral vascular procedure (eg, stenting or surgical revascularization), due to peripheral arterial ischemia	047Q46Z	PX	DILATION OF LEFT ANTERIOR TIBIAL ARTERY WITH THREE DRUG-ELUTING INTRALUMINAL DEVICES, PERCUTANEOUS ENDOSCOPIC APPROACH
5.3.2	Prior nontraumatic amputation or peripheral vascular procedure (eg, stenting or surgical revascularization), due to peripheral arterial ischemia	047Q476	PX	DILATION OF LEFT ANTERIOR TIBIAL ARTERY, BIFURCATION, WITH FOUR OR MORE DRUG-ELUTING INTRALUMINAL DEVICES, PERCUTANEOUS ENDOSCOPIC APPROACH
5.3.2	Prior nontraumatic amputation or peripheral vascular procedure (eg, stenting or surgical revascularization), due to peripheral arterial ischemia	047Q47Z	PX	DILATION OF LEFT ANTERIOR TIBIAL ARTERY WITH FOUR OR MORE DRUG-ELUTING INTRALUMINAL DEVICES, PERCUTANEOUS ENDOSCOPIC APPROACH
5.3.2	Prior nontraumatic amputation or peripheral vascular procedure (eg, stenting or surgical revascularization), due to peripheral arterial ischemia	047Q4D6	PX	DILATION OF LEFT ANTERIOR TIBIAL ARTERY, BIFURCATION, WITH INTRALUMINAL DEVICE, PERCUTANEOUS ENDOSCOPIC APPROACH

5.3.2	Prior nontraumatic amputation or peripheral vascular procedure (eg, stenting or surgical revascularization), due to peripheral arterial ischemia	047Q4DZ	PX	DILATION OF LEFT ANTERIOR TIBIAL ARTERY WITH INTRALUMINAL DEVICE, PERCUTANEOUS ENDOSCOPIC APPROACH
5.3.2	Prior nontraumatic amputation or peripheral vascular procedure (eg, stenting or surgical revascularization), due to peripheral arterial ischemia	047Q4E6	PX	DILATION OF LEFT ANTERIOR TIBIAL ARTERY, BIFURCATION, WITH TWO INTRALUMINAL DEVICES, PERCUTANEOUS ENDOSCOPIC APPROACH
5.3.2	Prior nontraumatic amputation or peripheral vascular procedure (eg, stenting or surgical revascularization), due to peripheral arterial ischemia	047Q4EZ	PX	DILATION OF LEFT ANTERIOR TIBIAL ARTERY WITH TWO INTRALUMINAL DEVICES, PERCUTANEOUS ENDOSCOPIC APPROACH
5.3.2	Prior nontraumatic amputation or peripheral vascular procedure (eg, stenting or surgical revascularization), due to peripheral arterial ischemia	047Q4F6	PX	DILATION OF LEFT ANTERIOR TIBIAL ARTERY, BIFURCATION, WITH THREE INTRALUMINAL DEVICES, PERCUTANEOUS ENDOSCOPIC APPROACH
5.3.2	Prior nontraumatic amputation or peripheral vascular procedure (eg, stenting or surgical revascularization), due to peripheral arterial ischemia	047Q4FZ	PX	DILATION OF LEFT ANTERIOR TIBIAL ARTERY WITH THREE INTRALUMINAL DEVICES, PERCUTANEOUS ENDOSCOPIC APPROACH
5.3.2	Prior nontraumatic amputation or peripheral vascular procedure (eg, stenting or surgical revascularization), due to peripheral arterial ischemia	047Q4G6	PX	DILATION OF LEFT ANTERIOR TIBIAL ARTERY, BIFURCATION, WITH FOUR OR MORE INTRALUMINAL DEVICES, PERCUTANEOUS ENDOSCOPIC APPROACH
5.3.2	Prior nontraumatic amputation or peripheral vascular procedure (eg, stenting or surgical revascularization), due to peripheral arterial ischemia	047Q4GZ	PX	DILATION OF LEFT ANTERIOR TIBIAL ARTERY WITH FOUR OR MORE INTRALUMINAL DEVICES, PERCUTANEOUS ENDOSCOPIC APPROACH
5.3.2	Prior nontraumatic amputation or peripheral vascular procedure (eg, stenting or surgical revascularization), due to peripheral arterial ischemia	047Q4Z6	PX	DILATION OF LEFT ANTERIOR TIBIAL ARTERY, BIFURCATION, PERCUTANEOUS ENDOSCOPIC APPROACH
5.3.2	Prior nontraumatic amputation or peripheral vascular procedure (eg, stenting or surgical revascularization), due to peripheral arterial ischemia	047Q4ZZ	PX	DILATION OF LEFT ANTERIOR TIBIAL ARTERY, PERCUTANEOUS ENDOSCOPIC APPROACH
5.3.2	Prior nontraumatic amputation or peripheral vascular procedure (eg, stenting or surgical revascularization), due to peripheral arterial ischemia	047R046	PX	DILATION OF RIGHT POSTERIOR TIBIAL ARTERY, BIFURCATION, WITH DRUG-ELUTING INTRALUMINAL DEVICE, OPEN APPROACH
5.3.2	Prior nontraumatic amputation or peripheral vascular procedure (eg, stenting or surgical revascularization), due to peripheral arterial ischemia	047R04Z	PX	DILATION OF RIGHT POSTERIOR TIBIAL ARTERY WITH DRUG-ELUTING INTRALUMINAL DEVICE, OPEN APPROACH
5.3.2	Prior nontraumatic amputation or peripheral vascular procedure (eg, stenting or surgical revascularization), due to peripheral arterial ischemia	047R056	PX	DILATION OF RIGHT POSTERIOR TIBIAL ARTERY, BIFURCATION, WITH TWO DRUG-ELUTING INTRALUMINAL DEVICES, OPEN APPROACH

5.3.2	Prior nontraumatic amputation or peripheral vascular procedure (eg, stenting or surgical revascularization), due to peripheral arterial ischemia	047R05Z	PX	DILATION OF RIGHT POSTERIOR TIBIAL ARTERY WITH TWO DRUG-ELUTING INTRALUMINAL DEVICES, OPEN APPROACH
5.3.2	Prior nontraumatic amputation or peripheral vascular procedure (eg, stenting or surgical revascularization), due to peripheral arterial ischemia	047R066	PX	DILATION OF RIGHT POSTERIOR TIBIAL ARTERY, BIFURCATION, WITH THREE DRUG-ELUTING INTRALUMINAL DEVICES, OPEN APPROACH
5.3.2	Prior nontraumatic amputation or peripheral vascular procedure (eg, stenting or surgical revascularization), due to peripheral arterial ischemia	047R06Z	PX	DILATION OF RIGHT POSTERIOR TIBIAL ARTERY WITH THREE DRUG-ELUTING INTRALUMINAL DEVICES, OPEN APPROACH
5.3.2	Prior nontraumatic amputation or peripheral vascular procedure (eg, stenting or surgical revascularization), due to peripheral arterial ischemia	047R076	PX	DILATION OF RIGHT POSTERIOR TIBIAL ARTERY, BIFURCATION, WITH FOUR OR MORE DRUG-ELUTING INTRALUMINAL DEVICES, OPEN APPROACH
5.3.2	Prior nontraumatic amputation or peripheral vascular procedure (eg, stenting or surgical revascularization), due to peripheral arterial ischemia	047R07Z	PX	DILATION OF RIGHT POSTERIOR TIBIAL ARTERY WITH FOUR OR MORE DRUG-ELUTING INTRALUMINAL DEVICES, OPEN APPROACH
5.3.2	Prior nontraumatic amputation or peripheral vascular procedure (eg, stenting or surgical revascularization), due to peripheral arterial ischemia	047R0D6	PX	DILATION OF RIGHT POSTERIOR TIBIAL ARTERY, BIFURCATION, WITH INTRALUMINAL DEVICE, OPEN APPROACH
5.3.2	Prior nontraumatic amputation or peripheral vascular procedure (eg, stenting or surgical revascularization), due to peripheral arterial ischemia	047R0DZ	PX	DILATION OF RIGHT POSTERIOR TIBIAL ARTERY WITH INTRALUMINAL DEVICE, OPEN APPROACH
5.3.2	Prior nontraumatic amputation or peripheral vascular procedure (eg, stenting or surgical revascularization), due to peripheral arterial ischemia	047R0E6	PX	DILATION OF RIGHT POSTERIOR TIBIAL ARTERY, BIFURCATION, WITH TWO INTRALUMINAL DEVICES, OPEN APPROACH
5.3.2	Prior nontraumatic amputation or peripheral vascular procedure (eg, stenting or surgical revascularization), due to peripheral arterial ischemia	047R0EZ	PX	DILATION OF RIGHT POSTERIOR TIBIAL ARTERY WITH TWO INTRALUMINAL DEVICES, OPEN APPROACH
5.3.2	Prior nontraumatic amputation or peripheral vascular procedure (eg, stenting or surgical revascularization), due to peripheral arterial ischemia	047R0F6	PX	DILATION OF RIGHT POSTERIOR TIBIAL ARTERY, BIFURCATION, WITH THREE INTRALUMINAL DEVICES, OPEN APPROACH
5.3.2	Prior nontraumatic amputation or peripheral vascular procedure (eg, stenting or surgical revascularization), due to peripheral arterial ischemia	047R0FZ	PX	DILATION OF RIGHT POSTERIOR TIBIAL ARTERY WITH THREE INTRALUMINAL DEVICES, OPEN APPROACH
5.3.2	Prior nontraumatic amputation or peripheral vascular procedure (eg, stenting or surgical revascularization), due to peripheral arterial ischemia	047R0G6	PX	DILATION OF RIGHT POSTERIOR TIBIAL ARTERY, BIFURCATION, WITH FOUR OR MORE INTRALUMINAL DEVICES, OPEN APPROACH

5.3.2	Prior nontraumatic amputation or peripheral vascular procedure (eg, stenting or surgical revascularization), due to peripheral arterial ischemia	047R0GZ	PX	DILATION OF RIGHT POSTERIOR TIBIAL ARTERY WITH FOUR OR MORE INTRALUMINAL DEVICES, OPEN APPROACH
5.3.2	Prior nontraumatic amputation or peripheral vascular procedure (eg, stenting or surgical revascularization), due to peripheral arterial ischemia	047R0Z6	PX	DILATION OF RIGHT POSTERIOR TIBIAL ARTERY, BIFURCATION, OPEN APPROACH
5.3.2	Prior nontraumatic amputation or peripheral vascular procedure (eg, stenting or surgical revascularization), due to peripheral arterial ischemia	047R0ZZ	PX	DILATION OF RIGHT POSTERIOR TIBIAL ARTERY, OPEN APPROACH
5.3.2	Prior nontraumatic amputation or peripheral vascular procedure (eg, stenting or surgical revascularization), due to peripheral arterial ischemia	047R346	PX	DILATION OF RIGHT POSTERIOR TIBIAL ARTERY, BIFURCATION, WITH DRUG-ELUTING INTRALUMINAL DEVICE, PERCUTANEOUS APPROACH
5.3.2	Prior nontraumatic amputation or peripheral vascular procedure (eg, stenting or surgical revascularization), due to peripheral arterial ischemia	047R34Z	PX	DILATION OF RIGHT POSTERIOR TIBIAL ARTERY WITH DRUG-ELUTING INTRALUMINAL DEVICE, PERCUTANEOUS APPROACH
5.3.2	Prior nontraumatic amputation or peripheral vascular procedure (eg, stenting or surgical revascularization), due to peripheral arterial ischemia	047R356	PX	DILATION OF RIGHT POSTERIOR TIBIAL ARTERY, BIFURCATION, WITH TWO DRUG-ELUTING INTRALUMINAL DEVICES, PERCUTANEOUS APPROACH
5.3.2	Prior nontraumatic amputation or peripheral vascular procedure (eg, stenting or surgical revascularization), due to peripheral arterial ischemia	047R35Z	PX	DILATION OF RIGHT POSTERIOR TIBIAL ARTERY WITH TWO DRUG-ELUTING INTRALUMINAL DEVICES, PERCUTANEOUS APPROACH
5.3.2	Prior nontraumatic amputation or peripheral vascular procedure (eg, stenting or surgical revascularization), due to peripheral arterial ischemia	047R366	PX	DILATION OF RIGHT POSTERIOR TIBIAL ARTERY, BIFURCATION, WITH THREE DRUG-ELUTING INTRALUMINAL DEVICES, PERCUTANEOUS APPROACH
5.3.2	Prior nontraumatic amputation or peripheral vascular procedure (eg, stenting or surgical revascularization), due to peripheral arterial ischemia	047R36Z	PX	DILATION OF RIGHT POSTERIOR TIBIAL ARTERY WITH THREE DRUG-ELUTING INTRALUMINAL DEVICES, PERCUTANEOUS APPROACH
5.3.2	Prior nontraumatic amputation or peripheral vascular procedure (eg, stenting or surgical revascularization), due to peripheral arterial ischemia	047R376	PX	DILATION OF RIGHT POSTERIOR TIBIAL ARTERY, BIFURCATION, WITH FOUR OR MORE DRUG-ELUTING INTRALUMINAL DEVICES, PERCUTANEOUS APPROACH
5.3.2	Prior nontraumatic amputation or peripheral vascular procedure (eg, stenting or surgical revascularization), due to peripheral arterial ischemia	047R37Z	PX	DILATION OF RIGHT POSTERIOR TIBIAL ARTERY WITH FOUR OR MORE DRUG-ELUTING INTRALUMINAL DEVICES, PERCUTANEOUS APPROACH
5.3.2	Prior nontraumatic amputation or peripheral vascular procedure (eg, stenting or surgical revascularization), due to peripheral arterial ischemia	047R3D6	PX	DILATION OF RIGHT POSTERIOR TIBIAL ARTERY, BIFURCATION, WITH INTRALUMINAL DEVICE, PERCUTANEOUS APPROACH

5.3.2	Prior nontraumatic amputation or peripheral vascular procedure (eg, stenting or surgical revascularization), due to peripheral arterial ischemia	047R3DZ	PX	DILATION OF RIGHT POSTERIOR TIBIAL ARTERY WITH INTRALUMINAL DEVICE, PERCUTANEOUS APPROACH
5.3.2	Prior nontraumatic amputation or peripheral vascular procedure (eg, stenting or surgical revascularization), due to peripheral arterial ischemia	047R3E6	PX	DILATION OF RIGHT POSTERIOR TIBIAL ARTERY, BIFURCATION, WITH TWO INTRALUMINAL DEVICES, PERCUTANEOUS APPROACH
5.3.2	Prior nontraumatic amputation or peripheral vascular procedure (eg, stenting or surgical revascularization), due to peripheral arterial ischemia	047R3EZ	PX	DILATION OF RIGHT POSTERIOR TIBIAL ARTERY WITH TWO INTRALUMINAL DEVICES, PERCUTANEOUS APPROACH
5.3.2	Prior nontraumatic amputation or peripheral vascular procedure (eg, stenting or surgical revascularization), due to peripheral arterial ischemia	047R3F6	PX	DILATION OF RIGHT POSTERIOR TIBIAL ARTERY, BIFURCATION, WITH THREE INTRALUMINAL DEVICES, PERCUTANEOUS APPROACH
5.3.2	Prior nontraumatic amputation or peripheral vascular procedure (eg, stenting or surgical revascularization), due to peripheral arterial ischemia	047R3FZ	PX	DILATION OF RIGHT POSTERIOR TIBIAL ARTERY WITH THREE INTRALUMINAL DEVICES, PERCUTANEOUS APPROACH
5.3.2	Prior nontraumatic amputation or peripheral vascular procedure (eg, stenting or surgical revascularization), due to peripheral arterial ischemia	047R3G6	PX	DILATION OF RIGHT POSTERIOR TIBIAL ARTERY, BIFURCATION, WITH FOUR OR MORE INTRALUMINAL DEVICES, PERCUTANEOUS APPROACH
5.3.2	Prior nontraumatic amputation or peripheral vascular procedure (eg, stenting or surgical revascularization), due to peripheral arterial ischemia	047R3GZ	PX	DILATION OF RIGHT POSTERIOR TIBIAL ARTERY WITH FOUR OR MORE INTRALUMINAL DEVICES, PERCUTANEOUS APPROACH
5.3.2	Prior nontraumatic amputation or peripheral vascular procedure (eg, stenting or surgical revascularization), due to peripheral arterial ischemia	047R3Z6	PX	DILATION OF RIGHT POSTERIOR TIBIAL ARTERY, BIFURCATION, PERCUTANEOUS APPROACH
5.3.2	Prior nontraumatic amputation or peripheral vascular procedure (eg, stenting or surgical revascularization), due to peripheral arterial ischemia	047R3ZZ	PX	DILATION OF RIGHT POSTERIOR TIBIAL ARTERY, PERCUTANEOUS APPROACH
5.3.2	Prior nontraumatic amputation or peripheral vascular procedure (eg, stenting or surgical revascularization), due to peripheral arterial ischemia	047R446	PX	DILATION OF RIGHT POSTERIOR TIBIAL ARTERY, BIFURCATION, WITH DRUG-ELUTING INTRALUMINAL DEVICE, PERCUTANEOUS ENDOSCOPIC APPROACH
5.3.2	Prior nontraumatic amputation or peripheral vascular procedure (eg, stenting or surgical revascularization), due to peripheral arterial ischemia	047R44Z	PX	DILATION OF RIGHT POSTERIOR TIBIAL ARTERY WITH DRUG-ELUTING INTRALUMINAL DEVICE, PERCUTANEOUS ENDOSCOPIC APPROACH
5.3.2	Prior nontraumatic amputation or peripheral vascular procedure (eg, stenting or surgical revascularization), due to peripheral arterial ischemia	047R456	PX	DILATION OF RIGHT POSTERIOR TIBIAL ARTERY, BIFURCATION, WITH TWO DRUG-ELUTING INTRALUMINAL DEVICES, PERCUTANEOUS ENDOSCOPIC APPROACH

5.3.2	Prior nontraumatic amputation or peripheral vascular procedure (eg, stenting or surgical revascularization), due to peripheral arterial ischemia	047R45Z	PX	DILATION OF RIGHT POSTERIOR TIBIAL ARTERY WITH TWO DRUG-ELUTING INTRALUMINAL DEVICES, PERCUTANEOUS ENDOSCOPIC APPROACH
5.3.2	Prior nontraumatic amputation or peripheral vascular procedure (eg, stenting or surgical revascularization), due to peripheral arterial ischemia	047R466	PX	DILATION OF RIGHT POSTERIOR TIBIAL ARTERY, BIFURCATION, WITH THREE DRUG-ELUTING INTRALUMINAL DEVICES, PERCUTANEOUS ENDOSCOPIC APPROACH
5.3.2	Prior nontraumatic amputation or peripheral vascular procedure (eg, stenting or surgical revascularization), due to peripheral arterial ischemia	047R46Z	PX	DILATION OF RIGHT POSTERIOR TIBIAL ARTERY WITH THREE DRUG-ELUTING INTRALUMINAL DEVICES, PERCUTANEOUS ENDOSCOPIC APPROACH
5.3.2	Prior nontraumatic amputation or peripheral vascular procedure (eg, stenting or surgical revascularization), due to peripheral arterial ischemia	047R476	PX	DILATION OF RIGHT POSTERIOR TIBIAL ARTERY, BIFURCATION, WITH FOUR OR MORE DRUG-ELUTING INTRALUMINAL DEVICES, PERCUTANEOUS ENDOSCOPIC APPROACH
5.3.2	Prior nontraumatic amputation or peripheral vascular procedure (eg, stenting or surgical revascularization), due to peripheral arterial ischemia	047R47Z	PX	DILATION OF RIGHT POSTERIOR TIBIAL ARTERY WITH FOUR OR MORE DRUG-ELUTING INTRALUMINAL DEVICES, PERCUTANEOUS ENDOSCOPIC APPROACH
5.3.2	Prior nontraumatic amputation or peripheral vascular procedure (eg, stenting or surgical revascularization), due to peripheral arterial ischemia	047R4D6	PX	DILATION OF RIGHT POSTERIOR TIBIAL ARTERY, BIFURCATION, WITH INTRALUMINAL DEVICE, PERCUTANEOUS ENDOSCOPIC APPROACH
5.3.2	Prior nontraumatic amputation or peripheral vascular procedure (eg, stenting or surgical revascularization), due to peripheral arterial ischemia	047R4DZ	PX	DILATION OF RIGHT POSTERIOR TIBIAL ARTERY WITH INTRALUMINAL DEVICE, PERCUTANEOUS ENDOSCOPIC APPROACH
5.3.2	Prior nontraumatic amputation or peripheral vascular procedure (eg, stenting or surgical revascularization), due to peripheral arterial ischemia	047R4E6	PX	DILATION OF RIGHT POSTERIOR TIBIAL ARTERY, BIFURCATION, WITH TWO INTRALUMINAL DEVICES, PERCUTANEOUS ENDOSCOPIC APPROACH
5.3.2	Prior nontraumatic amputation or peripheral vascular procedure (eg, stenting or surgical revascularization), due to peripheral arterial ischemia	047R4EZ	PX	DILATION OF RIGHT POSTERIOR TIBIAL ARTERY WITH TWO INTRALUMINAL DEVICES, PERCUTANEOUS ENDOSCOPIC APPROACH
5.3.2	Prior nontraumatic amputation or peripheral vascular procedure (eg, stenting or surgical revascularization), due to peripheral arterial ischemia	047R4F6	PX	DILATION OF RIGHT POSTERIOR TIBIAL ARTERY, BIFURCATION, WITH THREE INTRALUMINAL DEVICES, PERCUTANEOUS ENDOSCOPIC APPROACH
5.3.2	Prior nontraumatic amputation or peripheral vascular procedure (eg, stenting or surgical revascularization), due to peripheral arterial ischemia	047R4FZ	PX	DILATION OF RIGHT POSTERIOR TIBIAL ARTERY WITH THREE INTRALUMINAL DEVICES, PERCUTANEOUS ENDOSCOPIC APPROACH
5.3.2	Prior nontraumatic amputation or peripheral vascular procedure (eg, stenting or surgical revascularization), due to peripheral arterial ischemia	047R4G6	PX	DILATION OF RIGHT POSTERIOR TIBIAL ARTERY, BIFURCATION, WITH FOUR OR MORE INTRALUMINAL DEVICES, PERCUTANEOUS ENDOSCOPIC APPROACH

5.3.2	Prior nontraumatic amputation or peripheral vascular procedure (eg, stenting or surgical revascularization), due to peripheral arterial ischemia	047R4GZ	PX	DILATION OF RIGHT POSTERIOR TIBIAL ARTERY WITH FOUR OR MORE INTRALUMINAL DEVICES, PERCUTANEOUS ENDOSCOPIC APPROACH
5.3.2	Prior nontraumatic amputation or peripheral vascular procedure (eg, stenting or surgical revascularization), due to peripheral arterial ischemia	047R4Z6	PX	DILATION OF RIGHT POSTERIOR TIBIAL ARTERY, BIFURCATION, PERCUTANEOUS ENDOSCOPIC APPROACH
5.3.2	Prior nontraumatic amputation or peripheral vascular procedure (eg, stenting or surgical revascularization), due to peripheral arterial ischemia	047R4ZZ	PX	DILATION OF RIGHT POSTERIOR TIBIAL ARTERY, PERCUTANEOUS ENDOSCOPIC APPROACH
5.3.2	Prior nontraumatic amputation or peripheral vascular procedure (eg, stenting or surgical revascularization), due to peripheral arterial ischemia	047S046	PX	DILATION OF LEFT POSTERIOR TIBIAL ARTERY, BIFURCATION, WITH DRUG-ELUTING INTRALUMINAL DEVICE, OPEN APPROACH
5.3.2	Prior nontraumatic amputation or peripheral vascular procedure (eg, stenting or surgical revascularization), due to peripheral arterial ischemia	047S04Z	PX	DILATION OF LEFT POSTERIOR TIBIAL ARTERY WITH DRUG-ELUTING INTRALUMINAL DEVICE, OPEN APPROACH
5.3.2	Prior nontraumatic amputation or peripheral vascular procedure (eg, stenting or surgical revascularization), due to peripheral arterial ischemia	047S056	PX	DILATION OF LEFT POSTERIOR TIBIAL ARTERY, BIFURCATION, WITH TWO DRUG-ELUTING INTRALUMINAL DEVICES, OPEN APPROACH
5.3.2	Prior nontraumatic amputation or peripheral vascular procedure (eg, stenting or surgical revascularization), due to peripheral arterial ischemia	047S05Z	PX	DILATION OF LEFT POSTERIOR TIBIAL ARTERY WITH TWO DRUG-ELUTING INTRALUMINAL DEVICES, OPEN APPROACH
5.3.2	Prior nontraumatic amputation or peripheral vascular procedure (eg, stenting or surgical revascularization), due to peripheral arterial ischemia	047S066	PX	DILATION OF LEFT POSTERIOR TIBIAL ARTERY, BIFURCATION, WITH THREE DRUG-ELUTING INTRALUMINAL DEVICES, OPEN APPROACH
5.3.2	Prior nontraumatic amputation or peripheral vascular procedure (eg, stenting or surgical revascularization), due to peripheral arterial ischemia	047S06Z	PX	DILATION OF LEFT POSTERIOR TIBIAL ARTERY WITH THREE DRUG-ELUTING INTRALUMINAL DEVICES, OPEN APPROACH
5.3.2	Prior nontraumatic amputation or peripheral vascular procedure (eg, stenting or surgical revascularization), due to peripheral arterial ischemia	047S076	PX	DILATION OF LEFT POSTERIOR TIBIAL ARTERY, BIFURCATION, WITH FOUR OR MORE DRUG-ELUTING INTRALUMINAL DEVICES, OPEN APPROACH
5.3.2	Prior nontraumatic amputation or peripheral vascular procedure (eg, stenting or surgical revascularization), due to peripheral arterial ischemia	047S07Z	PX	DILATION OF LEFT POSTERIOR TIBIAL ARTERY WITH FOUR OR MORE DRUG-ELUTING INTRALUMINAL DEVICES, OPEN APPROACH
5.3.2	Prior nontraumatic amputation or peripheral vascular procedure (eg, stenting or surgical revascularization), due to peripheral arterial ischemia	047S0D6	PX	DILATION OF LEFT POSTERIOR TIBIAL ARTERY, BIFURCATION, WITH INTRALUMINAL DEVICE, OPEN APPROACH

5.3.2	Prior nontraumatic amputation or peripheral vascular procedure (eg, stenting or surgical revascularization), due to peripheral arterial ischemia	047S0DZ	PX	DILATION OF LEFT POSTERIOR TIBIAL ARTERY WITH INTRALUMINAL DEVICE, OPEN APPROACH
5.3.2	Prior nontraumatic amputation or peripheral vascular procedure (eg, stenting or surgical revascularization), due to peripheral arterial ischemia	047S0E6	PX	DILATION OF LEFT POSTERIOR TIBIAL ARTERY, BIFURCATION, WITH TWO INTRALUMINAL DEVICES, OPEN APPROACH
5.3.2	Prior nontraumatic amputation or peripheral vascular procedure (eg, stenting or surgical revascularization), due to peripheral arterial ischemia	047S0EZ	PX	DILATION OF LEFT POSTERIOR TIBIAL ARTERY WITH TWO INTRALUMINAL DEVICES, OPEN APPROACH
5.3.2	Prior nontraumatic amputation or peripheral vascular procedure (eg, stenting or surgical revascularization), due to peripheral arterial ischemia	047S0F6	PX	DILATION OF LEFT POSTERIOR TIBIAL ARTERY, BIFURCATION, WITH THREE INTRALUMINAL DEVICES, OPEN APPROACH
5.3.2	Prior nontraumatic amputation or peripheral vascular procedure (eg, stenting or surgical revascularization), due to peripheral arterial ischemia	047S0FZ	PX	DILATION OF LEFT POSTERIOR TIBIAL ARTERY WITH THREE INTRALUMINAL DEVICES, OPEN APPROACH
5.3.2	Prior nontraumatic amputation or peripheral vascular procedure (eg, stenting or surgical revascularization), due to peripheral arterial ischemia	047S0G6	PX	DILATION OF LEFT POSTERIOR TIBIAL ARTERY, BIFURCATION, WITH FOUR OR MORE INTRALUMINAL DEVICES, OPEN APPROACH
5.3.2	Prior nontraumatic amputation or peripheral vascular procedure (eg, stenting or surgical revascularization), due to peripheral arterial ischemia	047S0GZ	PX	DILATION OF LEFT POSTERIOR TIBIAL ARTERY WITH FOUR OR MORE INTRALUMINAL DEVICES, OPEN APPROACH
5.3.2	Prior nontraumatic amputation or peripheral vascular procedure (eg, stenting or surgical revascularization), due to peripheral arterial ischemia	047S0Z6	PX	DILATION OF LEFT POSTERIOR TIBIAL ARTERY, BIFURCATION, OPEN APPROACH
5.3.2	Prior nontraumatic amputation or peripheral vascular procedure (eg, stenting or surgical revascularization), due to peripheral arterial ischemia	047S0ZZ	PX	DILATION OF LEFT POSTERIOR TIBIAL ARTERY, OPEN APPROACH
5.3.2	Prior nontraumatic amputation or peripheral vascular procedure (eg, stenting or surgical revascularization), due to peripheral arterial ischemia	047S346	PX	DILATION OF LEFT POSTERIOR TIBIAL ARTERY, BIFURCATION, WITH DRUG-ELUTING INTRALUMINAL DEVICE, PERCUTANEOUS APPROACH
5.3.2	Prior nontraumatic amputation or peripheral vascular procedure (eg, stenting or surgical revascularization), due to peripheral arterial ischemia	047S34Z	PX	DILATION OF LEFT POSTERIOR TIBIAL ARTERY WITH DRUG-ELUTING INTRALUMINAL DEVICE, PERCUTANEOUS APPROACH
5.3.2	Prior nontraumatic amputation or peripheral vascular procedure (eg, stenting or surgical revascularization), due to peripheral arterial ischemia	047S356	PX	DILATION OF LEFT POSTERIOR TIBIAL ARTERY, BIFURCATION, WITH TWO DRUG-ELUTING INTRALUMINAL DEVICES, PERCUTANEOUS APPROACH

5.3.2	Prior nontraumatic amputation or peripheral vascular procedure (eg, stenting or surgical revascularization), due to peripheral arterial ischemia	047S35Z	PX	DILATION OF LEFT POSTERIOR TIBIAL ARTERY WITH TWO DRUG-ELUTING INTRALUMINAL DEVICES, PERCUTANEOUS APPROACH
5.3.2	Prior nontraumatic amputation or peripheral vascular procedure (eg, stenting or surgical revascularization), due to peripheral arterial ischemia	047S366	PX	DILATION OF LEFT POSTERIOR TIBIAL ARTERY, BIFURCATION, WITH THREE DRUG-ELUTING INTRALUMINAL DEVICES, PERCUTANEOUS APPROACH
5.3.2	Prior nontraumatic amputation or peripheral vascular procedure (eg, stenting or surgical revascularization), due to peripheral arterial ischemia	047S36Z	PX	DILATION OF LEFT POSTERIOR TIBIAL ARTERY WITH THREE DRUG-ELUTING INTRALUMINAL DEVICES, PERCUTANEOUS APPROACH
5.3.2	Prior nontraumatic amputation or peripheral vascular procedure (eg, stenting or surgical revascularization), due to peripheral arterial ischemia	047S376	PX	DILATION OF LEFT POSTERIOR TIBIAL ARTERY, BIFURCATION, WITH FOUR OR MORE DRUG-ELUTING INTRALUMINAL DEVICES, PERCUTANEOUS APPROACH
5.3.2	Prior nontraumatic amputation or peripheral vascular procedure (eg, stenting or surgical revascularization), due to peripheral arterial ischemia	047S37Z	PX	DILATION OF LEFT POSTERIOR TIBIAL ARTERY WITH FOUR OR MORE DRUG-ELUTING INTRALUMINAL DEVICES, PERCUTANEOUS APPROACH
5.3.2	Prior nontraumatic amputation or peripheral vascular procedure (eg, stenting or surgical revascularization), due to peripheral arterial ischemia	047S3D6	PX	DILATION OF LEFT POSTERIOR TIBIAL ARTERY, BIFURCATION, WITH INTRALUMINAL DEVICE, PERCUTANEOUS APPROACH
5.3.2	Prior nontraumatic amputation or peripheral vascular procedure (eg, stenting or surgical revascularization), due to peripheral arterial ischemia	047S3DZ	PX	DILATION OF LEFT POSTERIOR TIBIAL ARTERY WITH INTRALUMINAL DEVICE, PERCUTANEOUS APPROACH
5.3.2	Prior nontraumatic amputation or peripheral vascular procedure (eg, stenting or surgical revascularization), due to peripheral arterial ischemia	047S3E6	PX	DILATION OF LEFT POSTERIOR TIBIAL ARTERY, BIFURCATION, WITH TWO INTRALUMINAL DEVICES, PERCUTANEOUS APPROACH
5.3.2	Prior nontraumatic amputation or peripheral vascular procedure (eg, stenting or surgical revascularization), due to peripheral arterial ischemia	047S3EZ	PX	DILATION OF LEFT POSTERIOR TIBIAL ARTERY WITH TWO INTRALUMINAL DEVICES, PERCUTANEOUS APPROACH
5.3.2	Prior nontraumatic amputation or peripheral vascular procedure (eg, stenting or surgical revascularization), due to peripheral arterial ischemia	047S3F6	PX	DILATION OF LEFT POSTERIOR TIBIAL ARTERY, BIFURCATION, WITH THREE INTRALUMINAL DEVICES, PERCUTANEOUS APPROACH
5.3.2	Prior nontraumatic amputation or peripheral vascular procedure (eg, stenting or surgical revascularization), due to peripheral arterial ischemia	047S3FZ	PX	DILATION OF LEFT POSTERIOR TIBIAL ARTERY WITH THREE INTRALUMINAL DEVICES, PERCUTANEOUS APPROACH
5.3.2	Prior nontraumatic amputation or peripheral vascular procedure (eg, stenting or surgical revascularization), due to peripheral arterial ischemia	047S3G6	PX	DILATION OF LEFT POSTERIOR TIBIAL ARTERY, BIFURCATION, WITH FOUR OR MORE INTRALUMINAL DEVICES, PERCUTANEOUS APPROACH

5.3.2	Prior nontraumatic amputation or peripheral vascular procedure (eg, stenting or surgical revascularization), due to peripheral arterial ischemia	047S3GZ	PX	DILATION OF LEFT POSTERIOR TIBIAL ARTERY WITH FOUR OR MORE INTRALUMINAL DEVICES, PERCUTANEOUS APPROACH
5.3.2	Prior nontraumatic amputation or peripheral vascular procedure (eg, stenting or surgical revascularization), due to peripheral arterial ischemia	047S3Z6	PX	DILATION OF LEFT POSTERIOR TIBIAL ARTERY, BIFURCATION, PERCUTANEOUS APPROACH
5.3.2	Prior nontraumatic amputation or peripheral vascular procedure (eg, stenting or surgical revascularization), due to peripheral arterial ischemia	047S3ZZ	PX	DILATION OF LEFT POSTERIOR TIBIAL ARTERY, PERCUTANEOUS APPROACH
5.3.2	Prior nontraumatic amputation or peripheral vascular procedure (eg, stenting or surgical revascularization), due to peripheral arterial ischemia	047S446	PX	DILATION OF LEFT POSTERIOR TIBIAL ARTERY, BIFURCATION, WITH DRUG-ELUTING INTRALUMINAL DEVICE, PERCUTANEOUS ENDOSCOPIC APPROACH
5.3.2	Prior nontraumatic amputation or peripheral vascular procedure (eg, stenting or surgical revascularization), due to peripheral arterial ischemia	047S44Z	PX	DILATION OF LEFT POSTERIOR TIBIAL ARTERY WITH DRUG-ELUTING INTRALUMINAL DEVICE, PERCUTANEOUS ENDOSCOPIC APPROACH
5.3.2	Prior nontraumatic amputation or peripheral vascular procedure (eg, stenting or surgical revascularization), due to peripheral arterial ischemia	047S456	PX	DILATION OF LEFT POSTERIOR TIBIAL ARTERY, BIFURCATION, WITH TWO DRUG-ELUTING INTRALUMINAL DEVICES, PERCUTANEOUS ENDOSCOPIC APPROACH
5.3.2	Prior nontraumatic amputation or peripheral vascular procedure (eg, stenting or surgical revascularization), due to peripheral arterial ischemia	047S45Z	PX	DILATION OF LEFT POSTERIOR TIBIAL ARTERY WITH TWO DRUG-ELUTING INTRALUMINAL DEVICES, PERCUTANEOUS ENDOSCOPIC APPROACH
5.3.2	Prior nontraumatic amputation or peripheral vascular procedure (eg, stenting or surgical revascularization), due to peripheral arterial ischemia	047S466	PX	DILATION OF LEFT POSTERIOR TIBIAL ARTERY, BIFURCATION, WITH THREE DRUG-ELUTING INTRALUMINAL DEVICES, PERCUTANEOUS ENDOSCOPIC APPROACH
5.3.2	Prior nontraumatic amputation or peripheral vascular procedure (eg, stenting or surgical revascularization), due to peripheral arterial ischemia	047S46Z	PX	DILATION OF LEFT POSTERIOR TIBIAL ARTERY WITH THREE DRUG-ELUTING INTRALUMINAL DEVICES, PERCUTANEOUS ENDOSCOPIC APPROACH
5.3.2	Prior nontraumatic amputation or peripheral vascular procedure (eg, stenting or surgical revascularization), due to peripheral arterial ischemia	047S476	PX	DILATION OF LEFT POSTERIOR TIBIAL ARTERY, BIFURCATION, WITH FOUR OR MORE DRUG-ELUTING INTRALUMINAL DEVICES, PERCUTANEOUS ENDOSCOPIC APPROACH
5.3.2	Prior nontraumatic amputation or peripheral vascular procedure (eg, stenting or surgical revascularization), due to peripheral arterial ischemia	047S47Z	PX	DILATION OF LEFT POSTERIOR TIBIAL ARTERY WITH FOUR OR MORE DRUG-ELUTING INTRALUMINAL DEVICES, PERCUTANEOUS ENDOSCOPIC APPROACH
5.3.2	Prior nontraumatic amputation or peripheral vascular procedure (eg, stenting or surgical revascularization), due to peripheral arterial ischemia	047S4D6	PX	DILATION OF LEFT POSTERIOR TIBIAL ARTERY, BIFURCATION, WITH INTRALUMINAL DEVICE, PERCUTANEOUS ENDOSCOPIC APPROACH

5.3.2	Prior nontraumatic amputation or peripheral vascular procedure (eg, stenting or surgical revascularization), due to peripheral arterial ischemia	047S4DZ	PX	DILATION OF LEFT POSTERIOR TIBIAL ARTERY WITH INTRALUMINAL DEVICE, PERCUTANEOUS ENDOSCOPIC APPROACH
5.3.2	Prior nontraumatic amputation or peripheral vascular procedure (eg, stenting or surgical revascularization), due to peripheral arterial ischemia	047S4E6	PX	DILATION OF LEFT POSTERIOR TIBIAL ARTERY, BIFURCATION, WITH TWO INTRALUMINAL DEVICES, PERCUTANEOUS ENDOSCOPIC APPROACH
5.3.2	Prior nontraumatic amputation or peripheral vascular procedure (eg, stenting or surgical revascularization), due to peripheral arterial ischemia	047S4EZ	PX	DILATION OF LEFT POSTERIOR TIBIAL ARTERY WITH TWO INTRALUMINAL DEVICES, PERCUTANEOUS ENDOSCOPIC APPROACH
5.3.2	Prior nontraumatic amputation or peripheral vascular procedure (eg, stenting or surgical revascularization), due to peripheral arterial ischemia	047S4F6	PX	DILATION OF LEFT POSTERIOR TIBIAL ARTERY, BIFURCATION, WITH THREE INTRALUMINAL DEVICES, PERCUTANEOUS ENDOSCOPIC APPROACH
5.3.2	Prior nontraumatic amputation or peripheral vascular procedure (eg, stenting or surgical revascularization), due to peripheral arterial ischemia	047S4FZ	PX	DILATION OF LEFT POSTERIOR TIBIAL ARTERY WITH THREE INTRALUMINAL DEVICES, PERCUTANEOUS ENDOSCOPIC APPROACH
5.3.2	Prior nontraumatic amputation or peripheral vascular procedure (eg, stenting or surgical revascularization), due to peripheral arterial ischemia	047S4G6	PX	DILATION OF LEFT POSTERIOR TIBIAL ARTERY, BIFURCATION, WITH FOUR OR MORE INTRALUMINAL DEVICES, PERCUTANEOUS ENDOSCOPIC APPROACH
5.3.2	Prior nontraumatic amputation or peripheral vascular procedure (eg, stenting or surgical revascularization), due to peripheral arterial ischemia	047S4GZ	PX	DILATION OF LEFT POSTERIOR TIBIAL ARTERY WITH FOUR OR MORE INTRALUMINAL DEVICES, PERCUTANEOUS ENDOSCOPIC APPROACH
5.3.2	Prior nontraumatic amputation or peripheral vascular procedure (eg, stenting or surgical revascularization), due to peripheral arterial ischemia	047S4Z6	PX	DILATION OF LEFT POSTERIOR TIBIAL ARTERY, BIFURCATION, PERCUTANEOUS ENDOSCOPIC APPROACH
5.3.2	Prior nontraumatic amputation or peripheral vascular procedure (eg, stenting or surgical revascularization), due to peripheral arterial ischemia	047S4ZZ	PX	DILATION OF LEFT POSTERIOR TIBIAL ARTERY, PERCUTANEOUS ENDOSCOPIC APPROACH
5.3.2	Prior nontraumatic amputation or peripheral vascular procedure (eg, stenting or surgical revascularization), due to peripheral arterial ischemia	047T046	PX	DILATION OF RIGHT PERONEAL ARTERY, BIFURCATION, WITH DRUG-ELUTING INTRALUMINAL DEVICE, OPEN APPROACH
5.3.2	Prior nontraumatic amputation or peripheral vascular procedure (eg, stenting or surgical revascularization), due to peripheral arterial ischemia	047T04Z	PX	DILATION OF RIGHT PERONEAL ARTERY WITH DRUG-ELUTING INTRALUMINAL DEVICE, OPEN APPROACH
5.3.2	Prior nontraumatic amputation or peripheral vascular procedure (eg, stenting or surgical revascularization), due to peripheral arterial ischemia	047T056	PX	DILATION OF RIGHT PERONEAL ARTERY, BIFURCATION, WITH TWO DRUG-ELUTING INTRALUMINAL DEVICES, OPEN APPROACH

5.3.2	Prior nontraumatic amputation or peripheral vascular procedure (eg, stenting or surgical revascularization), due to peripheral arterial ischemia	047T05Z	PX	DILATION OF RIGHT PERONEAL ARTERY WITH TWO DRUG-ELUTING INTRALUMINAL DEVICES, OPEN APPROACH
5.3.2	Prior nontraumatic amputation or peripheral vascular procedure (eg, stenting or surgical revascularization), due to peripheral arterial ischemia	047T066	PX	DILATION OF RIGHT PERONEAL ARTERY, BIFURCATION, WITH THREE DRUG-ELUTING INTRALUMINAL DEVICES, OPEN APPROACH
5.3.2	Prior nontraumatic amputation or peripheral vascular procedure (eg, stenting or surgical revascularization), due to peripheral arterial ischemia	047T06Z	PX	DILATION OF RIGHT PERONEAL ARTERY WITH THREE DRUG-ELUTING INTRALUMINAL DEVICES, OPEN APPROACH
5.3.2	Prior nontraumatic amputation or peripheral vascular procedure (eg, stenting or surgical revascularization), due to peripheral arterial ischemia	047T076	PX	DILATION OF RIGHT PERONEAL ARTERY, BIFURCATION, WITH FOUR OR MORE DRUG-ELUTING INTRALUMINAL DEVICES, OPEN APPROACH
5.3.2	Prior nontraumatic amputation or peripheral vascular procedure (eg, stenting or surgical revascularization), due to peripheral arterial ischemia	047T07Z	PX	DILATION OF RIGHT PERONEAL ARTERY WITH FOUR OR MORE DRUG-ELUTING INTRALUMINAL DEVICES, OPEN APPROACH
5.3.2	Prior nontraumatic amputation or peripheral vascular procedure (eg, stenting or surgical revascularization), due to peripheral arterial ischemia	047T0D6	PX	DILATION OF RIGHT PERONEAL ARTERY, BIFURCATION, WITH INTRALUMINAL DEVICE, OPEN APPROACH
5.3.2	Prior nontraumatic amputation or peripheral vascular procedure (eg, stenting or surgical revascularization), due to peripheral arterial ischemia	047T0DZ	PX	DILATION OF RIGHT PERONEAL ARTERY WITH INTRALUMINAL DEVICE, OPEN APPROACH
5.3.2	Prior nontraumatic amputation or peripheral vascular procedure (eg, stenting or surgical revascularization), due to peripheral arterial ischemia	047T0E6	PX	DILATION OF RIGHT PERONEAL ARTERY, BIFURCATION, WITH TWO INTRALUMINAL DEVICES, OPEN APPROACH
5.3.2	Prior nontraumatic amputation or peripheral vascular procedure (eg, stenting or surgical revascularization), due to peripheral arterial ischemia	047T0EZ	PX	DILATION OF RIGHT PERONEAL ARTERY WITH TWO INTRALUMINAL DEVICES, OPEN APPROACH
5.3.2	Prior nontraumatic amputation or peripheral vascular procedure (eg, stenting or surgical revascularization), due to peripheral arterial ischemia	047T0F6	PX	DILATION OF RIGHT PERONEAL ARTERY, BIFURCATION, WITH THREE INTRALUMINAL DEVICES, OPEN APPROACH
5.3.2	Prior nontraumatic amputation or peripheral vascular procedure (eg, stenting or surgical revascularization), due to peripheral arterial ischemia	047T0FZ	PX	DILATION OF RIGHT PERONEAL ARTERY WITH THREE INTRALUMINAL DEVICES, OPEN APPROACH
5.3.2	Prior nontraumatic amputation or peripheral vascular procedure (eg, stenting or surgical revascularization), due to peripheral arterial ischemia	047T0G6	PX	DILATION OF RIGHT PERONEAL ARTERY, BIFURCATION, WITH FOUR OR MORE INTRALUMINAL DEVICES, OPEN APPROACH

5.3.2 Prior nontraumatic amputation or peripheral vascular procedure (eg, stenting or surgical revascularization), due to peripheral arterial ischemia	047T0GZ	PX	DILATION OF RIGHT PERONEAL ARTERY WITH FOUR OR MORE INTRALUMINAL DEVICES, OPEN APPROACH
5.3.2 Prior nontraumatic amputation or peripheral vascular procedure (eg, stenting or surgical revascularization), due to peripheral arterial ischemia	047T0Z6	PX	DILATION OF RIGHT PERONEAL ARTERY, BIFURCATION, OPEN APPROACH
5.3.2 Prior nontraumatic amputation or peripheral vascular procedure (eg, stenting or surgical revascularization), due to peripheral arterial ischemia	047T0ZZ	PX	DILATION OF RIGHT PERONEAL ARTERY, OPEN APPROACH
5.3.2 Prior nontraumatic amputation or peripheral vascular procedure (eg, stenting or surgical revascularization), due to peripheral arterial ischemia	047T346	PX	DILATION OF RIGHT PERONEAL ARTERY, BIFURCATION, WITH DRUG-ELUTING INTRALUMINAL DEVICE, PERCUTANEOUS APPROACH
5.3.2 Prior nontraumatic amputation or peripheral vascular procedure (eg, stenting or surgical revascularization), due to peripheral arterial ischemia	047T34Z	PX	DILATION OF RIGHT PERONEAL ARTERY WITH DRUG-ELUTING INTRALUMINAL DEVICE, PERCUTANEOUS APPROACH
5.3.2 Prior nontraumatic amputation or peripheral vascular procedure (eg, stenting or surgical revascularization), due to peripheral arterial ischemia	047T356	PX	DILATION OF RIGHT PERONEAL ARTERY, BIFURCATION, WITH TWO DRUG-ELUTING INTRALUMINAL DEVICES, PERCUTANEOUS APPROACH
5.3.2 Prior nontraumatic amputation or peripheral vascular procedure (eg, stenting or surgical revascularization), due to peripheral arterial ischemia	047T35Z	PX	DILATION OF RIGHT PERONEAL ARTERY WITH TWO DRUG-ELUTING INTRALUMINAL DEVICES, PERCUTANEOUS APPROACH
5.3.2 Prior nontraumatic amputation or peripheral vascular procedure (eg, stenting or surgical revascularization), due to peripheral arterial ischemia	047T366	PX	DILATION OF RIGHT PERONEAL ARTERY, BIFURCATION, WITH THREE DRUG-ELUTING INTRALUMINAL DEVICES, PERCUTANEOUS APPROACH
5.3.2 Prior nontraumatic amputation or peripheral vascular procedure (eg, stenting or surgical revascularization), due to peripheral arterial ischemia	047T36Z	PX	DILATION OF RIGHT PERONEAL ARTERY WITH THREE DRUG-ELUTING INTRALUMINAL DEVICES, PERCUTANEOUS APPROACH
5.3.2 Prior nontraumatic amputation or peripheral vascular procedure (eg, stenting or surgical revascularization), due to peripheral arterial ischemia	047T376	PX	DILATION OF RIGHT PERONEAL ARTERY, BIFURCATION, WITH FOUR OR MORE DRUG-ELUTING INTRALUMINAL DEVICES, PERCUTANEOUS APPROACH
5.3.2 Prior nontraumatic amputation or peripheral vascular procedure (eg, stenting or surgical revascularization), due to peripheral arterial ischemia	047T37Z	PX	DILATION OF RIGHT PERONEAL ARTERY WITH FOUR OR MORE DRUG-ELUTING INTRALUMINAL DEVICES, PERCUTANEOUS APPROACH
5.3.2 Prior nontraumatic amputation or peripheral vascular procedure (eg, stenting or surgical revascularization), due to peripheral arterial ischemia	047T3D6	PX	DILATION OF RIGHT PERONEAL ARTERY, BIFURCATION, WITH INTRALUMINAL DEVICE, PERCUTANEOUS APPROACH

5.3.2	Prior nontraumatic amputation or peripheral vascular procedure (eg, stenting or surgical revascularization), due to peripheral arterial ischemia	047T3DZ	PX	DILATION OF RIGHT PERONEAL ARTERY WITH INTRALUMINAL DEVICE, PERCUTANEOUS APPROACH
5.3.2	Prior nontraumatic amputation or peripheral vascular procedure (eg, stenting or surgical revascularization), due to peripheral arterial ischemia	047T3E6	PX	DILATION OF RIGHT PERONEAL ARTERY, BIFURCATION, WITH TWO INTRALUMINAL DEVICES, PERCUTANEOUS APPROACH
5.3.2	Prior nontraumatic amputation or peripheral vascular procedure (eg, stenting or surgical revascularization), due to peripheral arterial ischemia	047T3EZ	PX	DILATION OF RIGHT PERONEAL ARTERY WITH TWO INTRALUMINAL DEVICES, PERCUTANEOUS APPROACH
5.3.2	Prior nontraumatic amputation or peripheral vascular procedure (eg, stenting or surgical revascularization), due to peripheral arterial ischemia	047T3F6	PX	DILATION OF RIGHT PERONEAL ARTERY, BIFURCATION, WITH THREE INTRALUMINAL DEVICES, PERCUTANEOUS APPROACH
5.3.2	Prior nontraumatic amputation or peripheral vascular procedure (eg, stenting or surgical revascularization), due to peripheral arterial ischemia	047T3FZ	PX	DILATION OF RIGHT PERONEAL ARTERY WITH THREE INTRALUMINAL DEVICES, PERCUTANEOUS APPROACH
5.3.2	Prior nontraumatic amputation or peripheral vascular procedure (eg, stenting or surgical revascularization), due to peripheral arterial ischemia	047T3G6	PX	DILATION OF RIGHT PERONEAL ARTERY, BIFURCATION, WITH FOUR OR MORE INTRALUMINAL DEVICES, PERCUTANEOUS APPROACH
5.3.2	Prior nontraumatic amputation or peripheral vascular procedure (eg, stenting or surgical revascularization), due to peripheral arterial ischemia	047T3GZ	PX	DILATION OF RIGHT PERONEAL ARTERY WITH FOUR OR MORE INTRALUMINAL DEVICES, PERCUTANEOUS APPROACH
5.3.2	Prior nontraumatic amputation or peripheral vascular procedure (eg, stenting or surgical revascularization), due to peripheral arterial ischemia	047T3Z6	PX	DILATION OF RIGHT PERONEAL ARTERY, BIFURCATION, PERCUTANEOUS APPROACH
5.3.2	Prior nontraumatic amputation or peripheral vascular procedure (eg, stenting or surgical revascularization), due to peripheral arterial ischemia	047T3ZZ	PX	DILATION OF RIGHT PERONEAL ARTERY, PERCUTANEOUS APPROACH
5.3.2	Prior nontraumatic amputation or peripheral vascular procedure (eg, stenting or surgical revascularization), due to peripheral arterial ischemia	047T446	PX	DILATION OF RIGHT PERONEAL ARTERY, BIFURCATION, WITH DRUG-ELUTING INTRALUMINAL DEVICE, PERCUTANEOUS ENDOSCOPIC APPROACH
5.3.2	Prior nontraumatic amputation or peripheral vascular procedure (eg, stenting or surgical revascularization), due to peripheral arterial ischemia	047T44Z	PX	DILATION OF RIGHT PERONEAL ARTERY WITH DRUG-ELUTING INTRALUMINAL DEVICE, PERCUTANEOUS ENDOSCOPIC APPROACH
5.3.2	Prior nontraumatic amputation or peripheral vascular procedure (eg, stenting or surgical revascularization), due to peripheral arterial ischemia	047T456	PX	DILATION OF RIGHT PERONEAL ARTERY, BIFURCATION, WITH TWO DRUG-ELUTING INTRALUMINAL DEVICES, PERCUTANEOUS ENDOSCOPIC APPROACH

5.3.2	Prior nontraumatic amputation or peripheral vascular procedure (eg, stenting or surgical revascularization), due to peripheral arterial ischemia	047T45Z	PX	DILATION OF RIGHT PERONEAL ARTERY WITH TWO DRUG-ELUTING INTRALUMINAL DEVICES, PERCUTANEOUS ENDOSCOPIC APPROACH
5.3.2	Prior nontraumatic amputation or peripheral vascular procedure (eg, stenting or surgical revascularization), due to peripheral arterial ischemia	047T466	PX	DILATION OF RIGHT PERONEAL ARTERY, BIFURCATION, WITH THREE DRUG-ELUTING INTRALUMINAL DEVICES, PERCUTANEOUS ENDOSCOPIC APPROACH
5.3.2	Prior nontraumatic amputation or peripheral vascular procedure (eg, stenting or surgical revascularization), due to peripheral arterial ischemia	047T46Z	PX	DILATION OF RIGHT PERONEAL ARTERY WITH THREE DRUG-ELUTING INTRALUMINAL DEVICES, PERCUTANEOUS ENDOSCOPIC APPROACH
5.3.2	Prior nontraumatic amputation or peripheral vascular procedure (eg, stenting or surgical revascularization), due to peripheral arterial ischemia	047T476	PX	DILATION OF RIGHT PERONEAL ARTERY, BIFURCATION, WITH FOUR OR MORE DRUG-ELUTING INTRALUMINAL DEVICES, PERCUTANEOUS ENDOSCOPIC APPROACH
5.3.2	Prior nontraumatic amputation or peripheral vascular procedure (eg, stenting or surgical revascularization), due to peripheral arterial ischemia	047T47Z	PX	DILATION OF RIGHT PERONEAL ARTERY WITH FOUR OR MORE DRUG-ELUTING INTRALUMINAL DEVICES, PERCUTANEOUS ENDOSCOPIC APPROACH
5.3.2	Prior nontraumatic amputation or peripheral vascular procedure (eg, stenting or surgical revascularization), due to peripheral arterial ischemia	047T4D6	PX	DILATION OF RIGHT PERONEAL ARTERY, BIFURCATION, WITH INTRALUMINAL DEVICE, PERCUTANEOUS ENDOSCOPIC APPROACH
5.3.2	Prior nontraumatic amputation or peripheral vascular procedure (eg, stenting or surgical revascularization), due to peripheral arterial ischemia	047T4DZ	PX	DILATION OF RIGHT PERONEAL ARTERY WITH INTRALUMINAL DEVICE, PERCUTANEOUS ENDOSCOPIC APPROACH
5.3.2	Prior nontraumatic amputation or peripheral vascular procedure (eg, stenting or surgical revascularization), due to peripheral arterial ischemia	047T4E6	PX	DILATION OF RIGHT PERONEAL ARTERY, BIFURCATION, WITH TWO INTRALUMINAL DEVICES, PERCUTANEOUS ENDOSCOPIC APPROACH
5.3.2	Prior nontraumatic amputation or peripheral vascular procedure (eg, stenting or surgical revascularization), due to peripheral arterial ischemia	047T4EZ	PX	DILATION OF RIGHT PERONEAL ARTERY WITH TWO INTRALUMINAL DEVICES, PERCUTANEOUS ENDOSCOPIC APPROACH
5.3.2	Prior nontraumatic amputation or peripheral vascular procedure (eg, stenting or surgical revascularization), due to peripheral arterial ischemia	047T4F6	PX	DILATION OF RIGHT PERONEAL ARTERY, BIFURCATION, WITH THREE INTRALUMINAL DEVICES, PERCUTANEOUS ENDOSCOPIC APPROACH
5.3.2	Prior nontraumatic amputation or peripheral vascular procedure (eg, stenting or surgical revascularization), due to peripheral arterial ischemia	047T4FZ	PX	DILATION OF RIGHT PERONEAL ARTERY WITH THREE INTRALUMINAL DEVICES, PERCUTANEOUS ENDOSCOPIC APPROACH
5.3.2	Prior nontraumatic amputation or peripheral vascular procedure (eg, stenting or surgical revascularization), due to peripheral arterial ischemia	047T4G6	PX	DILATION OF RIGHT PERONEAL ARTERY, BIFURCATION, WITH FOUR OR MORE INTRALUMINAL DEVICES, PERCUTANEOUS ENDOSCOPIC APPROACH

5.3.2	Prior nontraumatic amputation or peripheral vascular procedure (eg, stenting or surgical revascularization), due to peripheral arterial ischemia	047T4GZ	PX	DILATION OF RIGHT PERONEAL ARTERY WITH FOUR OR MORE INTRALUMINAL DEVICES, PERCUTANEOUS ENDOSCOPIC APPROACH
5.3.2	Prior nontraumatic amputation or peripheral vascular procedure (eg, stenting or surgical revascularization), due to peripheral arterial ischemia	047T4Z6	PX	DILATION OF RIGHT PERONEAL ARTERY, BIFURCATION, PERCUTANEOUS ENDOSCOPIC APPROACH
5.3.2	Prior nontraumatic amputation or peripheral vascular procedure (eg, stenting or surgical revascularization), due to peripheral arterial ischemia	047T4ZZ	PX	DILATION OF RIGHT PERONEAL ARTERY, PERCUTANEOUS ENDOSCOPIC APPROACH
5.3.2	Prior nontraumatic amputation or peripheral vascular procedure (eg, stenting or surgical revascularization), due to peripheral arterial ischemia	047U046	PX	DILATION OF LEFT PERONEAL ARTERY, BIFURCATION, WITH DRUG-ELUTING INTRALUMINAL DEVICE, OPEN APPROACH
5.3.2	Prior nontraumatic amputation or peripheral vascular procedure (eg, stenting or surgical revascularization), due to peripheral arterial ischemia	047U04Z	PX	DILATION OF LEFT PERONEAL ARTERY WITH DRUG-ELUTING INTRALUMINAL DEVICE, OPEN APPROACH
5.3.2	Prior nontraumatic amputation or peripheral vascular procedure (eg, stenting or surgical revascularization), due to peripheral arterial ischemia	047U056	PX	DILATION OF LEFT PERONEAL ARTERY, BIFURCATION, WITH TWO DRUG-ELUTING INTRALUMINAL DEVICES, OPEN APPROACH
5.3.2	Prior nontraumatic amputation or peripheral vascular procedure (eg, stenting or surgical revascularization), due to peripheral arterial ischemia	047U05Z	PX	DILATION OF LEFT PERONEAL ARTERY WITH TWO DRUG-ELUTING INTRALUMINAL DEVICES, OPEN APPROACH
5.3.2	Prior nontraumatic amputation or peripheral vascular procedure (eg, stenting or surgical revascularization), due to peripheral arterial ischemia	047U066	PX	DILATION OF LEFT PERONEAL ARTERY, BIFURCATION, WITH THREE DRUG-ELUTING INTRALUMINAL DEVICES, OPEN APPROACH
5.3.2	Prior nontraumatic amputation or peripheral vascular procedure (eg, stenting or surgical revascularization), due to peripheral arterial ischemia	047U06Z	PX	DILATION OF LEFT PERONEAL ARTERY WITH THREE DRUG-ELUTING INTRALUMINAL DEVICES, OPEN APPROACH
5.3.2	Prior nontraumatic amputation or peripheral vascular procedure (eg, stenting or surgical revascularization), due to peripheral arterial ischemia	047U076	PX	DILATION OF LEFT PERONEAL ARTERY, BIFURCATION, WITH FOUR OR MORE DRUG-ELUTING INTRALUMINAL DEVICES, OPEN APPROACH
5.3.2	Prior nontraumatic amputation or peripheral vascular procedure (eg, stenting or surgical revascularization), due to peripheral arterial ischemia	047U07Z	PX	DILATION OF LEFT PERONEAL ARTERY WITH FOUR OR MORE DRUG-ELUTING INTRALUMINAL DEVICES, OPEN APPROACH
5.3.2	Prior nontraumatic amputation or peripheral vascular procedure (eg, stenting or surgical revascularization), due to peripheral arterial ischemia	047U0D6	PX	DILATION OF LEFT PERONEAL ARTERY, BIFURCATION, WITH INTRALUMINAL DEVICE, OPEN APPROACH

5.3.2 Prior nontraumatic amputation or peripheral vascular procedure (eg, stenting or surgical revascularization), due to peripheral arterial ischemia	047U0DZ	PX	DILATION OF LEFT PERONEAL ARTERY WITH INTRALUMINAL DEVICE, OPEN APPROACH
5.3.2 Prior nontraumatic amputation or peripheral vascular procedure (eg, stenting or surgical revascularization), due to peripheral arterial ischemia	047U0E6	PX	DILATION OF LEFT PERONEAL ARTERY, BIFURCATION, WITH TWO INTRALUMINAL DEVICES, OPEN APPROACH
5.3.2 Prior nontraumatic amputation or peripheral vascular procedure (eg, stenting or surgical revascularization), due to peripheral arterial ischemia	047U0EZ	PX	DILATION OF LEFT PERONEAL ARTERY WITH TWO INTRALUMINAL DEVICES, OPEN APPROACH
5.3.2 Prior nontraumatic amputation or peripheral vascular procedure (eg, stenting or surgical revascularization), due to peripheral arterial ischemia	047U0F6	PX	DILATION OF LEFT PERONEAL ARTERY, BIFURCATION, WITH THREE INTRALUMINAL DEVICES, OPEN APPROACH
5.3.2 Prior nontraumatic amputation or peripheral vascular procedure (eg, stenting or surgical revascularization), due to peripheral arterial ischemia	047U0FZ	PX	DILATION OF LEFT PERONEAL ARTERY WITH THREE INTRALUMINAL DEVICES, OPEN APPROACH
5.3.2 Prior nontraumatic amputation or peripheral vascular procedure (eg, stenting or surgical revascularization), due to peripheral arterial ischemia	047U0G6	PX	DILATION OF LEFT PERONEAL ARTERY, BIFURCATION, WITH FOUR OR MORE INTRALUMINAL DEVICES, OPEN APPROACH
5.3.2 Prior nontraumatic amputation or peripheral vascular procedure (eg, stenting or surgical revascularization), due to peripheral arterial ischemia	047U0GZ	PX	DILATION OF LEFT PERONEAL ARTERY WITH FOUR OR MORE INTRALUMINAL DEVICES, OPEN APPROACH
5.3.2 Prior nontraumatic amputation or peripheral vascular procedure (eg, stenting or surgical revascularization), due to peripheral arterial ischemia	047U0Z6	PX	DILATION OF LEFT PERONEAL ARTERY, BIFURCATION, OPEN APPROACH
5.3.2 Prior nontraumatic amputation or peripheral vascular procedure (eg, stenting or surgical revascularization), due to peripheral arterial ischemia	047U0ZZ	PX	DILATION OF LEFT PERONEAL ARTERY, OPEN APPROACH
5.3.2 Prior nontraumatic amputation or peripheral vascular procedure (eg, stenting or surgical revascularization), due to peripheral arterial ischemia	047U346	PX	DILATION OF LEFT PERONEAL ARTERY, BIFURCATION, WITH DRUG-ELUTING INTRALUMINAL DEVICE, PERCUTANEOUS APPROACH
5.3.2 Prior nontraumatic amputation or peripheral vascular procedure (eg, stenting or surgical revascularization), due to peripheral arterial ischemia	047U34Z	PX	DILATION OF LEFT PERONEAL ARTERY WITH DRUG-ELUTING INTRALUMINAL DEVICE, PERCUTANEOUS APPROACH
5.3.2 Prior nontraumatic amputation or peripheral vascular procedure (eg, stenting or surgical revascularization), due to peripheral arterial ischemia	047U356	PX	DILATION OF LEFT PERONEAL ARTERY, BIFURCATION, WITH TWO DRUG-ELUTING INTRALUMINAL DEVICES, PERCUTANEOUS APPROACH

5.3.2	Prior nontraumatic amputation or peripheral vascular procedure (eg, stenting or surgical revascularization), due to peripheral arterial ischemia	047U35Z	PX	DILATION OF LEFT PERONEAL ARTERY WITH TWO DRUG-ELUTING INTRALUMINAL DEVICES, PERCUTANEOUS APPROACH
5.3.2	Prior nontraumatic amputation or peripheral vascular procedure (eg, stenting or surgical revascularization), due to peripheral arterial ischemia	047U366	PX	DILATION OF LEFT PERONEAL ARTERY, BIFURCATION, WITH THREE DRUG-ELUTING INTRALUMINAL DEVICES, PERCUTANEOUS APPROACH
5.3.2	Prior nontraumatic amputation or peripheral vascular procedure (eg, stenting or surgical revascularization), due to peripheral arterial ischemia	047U36Z	PX	DILATION OF LEFT PERONEAL ARTERY WITH THREE DRUG-ELUTING INTRALUMINAL DEVICES, PERCUTANEOUS APPROACH
5.3.2	Prior nontraumatic amputation or peripheral vascular procedure (eg, stenting or surgical revascularization), due to peripheral arterial ischemia	047U376	PX	DILATION OF LEFT PERONEAL ARTERY, BIFURCATION, WITH FOUR OR MORE DRUG-ELUTING INTRALUMINAL DEVICES, PERCUTANEOUS APPROACH
5.3.2	Prior nontraumatic amputation or peripheral vascular procedure (eg, stenting or surgical revascularization), due to peripheral arterial ischemia	047U37Z	PX	DILATION OF LEFT PERONEAL ARTERY WITH FOUR OR MORE DRUG-ELUTING INTRALUMINAL DEVICES, PERCUTANEOUS APPROACH
5.3.2	Prior nontraumatic amputation or peripheral vascular procedure (eg, stenting or surgical revascularization), due to peripheral arterial ischemia	047U3D6	PX	DILATION OF LEFT PERONEAL ARTERY, BIFURCATION, WITH INTRALUMINAL DEVICE, PERCUTANEOUS APPROACH
5.3.2	Prior nontraumatic amputation or peripheral vascular procedure (eg, stenting or surgical revascularization), due to peripheral arterial ischemia	047U3DZ	PX	DILATION OF LEFT PERONEAL ARTERY WITH INTRALUMINAL DEVICE, PERCUTANEOUS APPROACH
5.3.2	Prior nontraumatic amputation or peripheral vascular procedure (eg, stenting or surgical revascularization), due to peripheral arterial ischemia	047U3E6	PX	DILATION OF LEFT PERONEAL ARTERY, BIFURCATION, WITH TWO INTRALUMINAL DEVICES, PERCUTANEOUS APPROACH
5.3.2	Prior nontraumatic amputation or peripheral vascular procedure (eg, stenting or surgical revascularization), due to peripheral arterial ischemia	047U3EZ	PX	DILATION OF LEFT PERONEAL ARTERY WITH TWO INTRALUMINAL DEVICES, PERCUTANEOUS APPROACH
5.3.2	Prior nontraumatic amputation or peripheral vascular procedure (eg, stenting or surgical revascularization), due to peripheral arterial ischemia	047U3F6	PX	DILATION OF LEFT PERONEAL ARTERY, BIFURCATION, WITH THREE INTRALUMINAL DEVICES, PERCUTANEOUS APPROACH
5.3.2	Prior nontraumatic amputation or peripheral vascular procedure (eg, stenting or surgical revascularization), due to peripheral arterial ischemia	047U3FZ	PX	DILATION OF LEFT PERONEAL ARTERY WITH THREE INTRALUMINAL DEVICES, PERCUTANEOUS APPROACH
5.3.2	Prior nontraumatic amputation or peripheral vascular procedure (eg, stenting or surgical revascularization), due to peripheral arterial ischemia	047U3G6	PX	DILATION OF LEFT PERONEAL ARTERY, BIFURCATION, WITH FOUR OR MORE INTRALUMINAL DEVICES, PERCUTANEOUS APPROACH

5.3.2 Prior nontraumatic amputation or peripheral vascular procedure (eg, stenting or surgical revascularization), due to peripheral arterial ischemia	047U3GZ	PX	DILATION OF LEFT PERONEAL ARTERY WITH FOUR OR MORE INTRALUMINAL DEVICES, PERCUTANEOUS APPROACH
5.3.2 Prior nontraumatic amputation or peripheral vascular procedure (eg, stenting or surgical revascularization), due to peripheral arterial ischemia	047U3Z6	PX	DILATION OF LEFT PERONEAL ARTERY, BIFURCATION, PERCUTANEOUS APPROACH
5.3.2 Prior nontraumatic amputation or peripheral vascular procedure (eg, stenting or surgical revascularization), due to peripheral arterial ischemia	047U3ZZ	PX	DILATION OF LEFT PERONEAL ARTERY, PERCUTANEOUS APPROACH
5.3.2 Prior nontraumatic amputation or peripheral vascular procedure (eg, stenting or surgical revascularization), due to peripheral arterial ischemia	047U446	PX	DILATION OF LEFT PERONEAL ARTERY, BIFURCATION, WITH DRUG-ELUTING INTRALUMINAL DEVICE, PERCUTANEOUS ENDOSCOPIC APPROACH
5.3.2 Prior nontraumatic amputation or peripheral vascular procedure (eg, stenting or surgical revascularization), due to peripheral arterial ischemia	047U44Z	PX	DILATION OF LEFT PERONEAL ARTERY WITH DRUG-ELUTING INTRALUMINAL DEVICE, PERCUTANEOUS ENDOSCOPIC APPROACH
5.3.2 Prior nontraumatic amputation or peripheral vascular procedure (eg, stenting or surgical revascularization), due to peripheral arterial ischemia	047U456	PX	DILATION OF LEFT PERONEAL ARTERY, BIFURCATION, WITH TWO DRUG-ELUTING INTRALUMINAL DEVICES, PERCUTANEOUS ENDOSCOPIC APPROACH
5.3.2 Prior nontraumatic amputation or peripheral vascular procedure (eg, stenting or surgical revascularization), due to peripheral arterial ischemia	047U45Z	PX	DILATION OF LEFT PERONEAL ARTERY WITH TWO DRUG-ELUTING INTRALUMINAL DEVICES, PERCUTANEOUS ENDOSCOPIC APPROACH
5.3.2 Prior nontraumatic amputation or peripheral vascular procedure (eg, stenting or surgical revascularization), due to peripheral arterial ischemia	047U466	PX	DILATION OF LEFT PERONEAL ARTERY, BIFURCATION, WITH THREE DRUG-ELUTING INTRALUMINAL DEVICES, PERCUTANEOUS ENDOSCOPIC APPROACH
5.3.2 Prior nontraumatic amputation or peripheral vascular procedure (eg, stenting or surgical revascularization), due to peripheral arterial ischemia	047U46Z	PX	DILATION OF LEFT PERONEAL ARTERY WITH THREE DRUG-ELUTING INTRALUMINAL DEVICES, PERCUTANEOUS ENDOSCOPIC APPROACH
5.3.2 Prior nontraumatic amputation or peripheral vascular procedure (eg, stenting or surgical revascularization), due to peripheral arterial ischemia	047U476	PX	DILATION OF LEFT PERONEAL ARTERY, BIFURCATION, WITH FOUR OR MORE DRUG-ELUTING INTRALUMINAL DEVICES, PERCUTANEOUS ENDOSCOPIC APPROACH
5.3.2 Prior nontraumatic amputation or peripheral vascular procedure (eg, stenting or surgical revascularization), due to peripheral arterial ischemia	047U47Z	PX	DILATION OF LEFT PERONEAL ARTERY WITH FOUR OR MORE DRUG-ELUTING INTRALUMINAL DEVICES, PERCUTANEOUS ENDOSCOPIC APPROACH
5.3.2 Prior nontraumatic amputation or peripheral vascular procedure (eg, stenting or surgical revascularization), due to peripheral arterial ischemia	047U4D6	PX	DILATION OF LEFT PERONEAL ARTERY, BIFURCATION, WITH INTRALUMINAL DEVICE, PERCUTANEOUS ENDOSCOPIC APPROACH

5.3.2 Prior nontraumatic amputation or peripheral vascular procedure (eg, stenting or surgical revascularization), due to peripheral arterial ischemia	047U4DZ	PX	DILATION OF LEFT PERONEAL ARTERY WITH INTRALUMINAL DEVICE, PERCUTANEOUS ENDOSCOPIC APPROACH
5.3.2 Prior nontraumatic amputation or peripheral vascular procedure (eg, stenting or surgical revascularization), due to peripheral arterial ischemia	047U4E6	PX	DILATION OF LEFT PERONEAL ARTERY, BIFURCATION, WITH TWO INTRALUMINAL DEVICES, PERCUTANEOUS ENDOSCOPIC APPROACH
5.3.2 Prior nontraumatic amputation or peripheral vascular procedure (eg, stenting or surgical revascularization), due to peripheral arterial ischemia	047U4EZ	PX	DILATION OF LEFT PERONEAL ARTERY WITH TWO INTRALUMINAL DEVICES, PERCUTANEOUS ENDOSCOPIC APPROACH
5.3.2 Prior nontraumatic amputation or peripheral vascular procedure (eg, stenting or surgical revascularization), due to peripheral arterial ischemia	047U4F6	PX	DILATION OF LEFT PERONEAL ARTERY, BIFURCATION, WITH THREE INTRALUMINAL DEVICES, PERCUTANEOUS ENDOSCOPIC APPROACH
5.3.2 Prior nontraumatic amputation or peripheral vascular procedure (eg, stenting or surgical revascularization), due to peripheral arterial ischemia	047U4FZ	PX	DILATION OF LEFT PERONEAL ARTERY WITH THREE INTRALUMINAL DEVICES, PERCUTANEOUS ENDOSCOPIC APPROACH
5.3.2 Prior nontraumatic amputation or peripheral vascular procedure (eg, stenting or surgical revascularization), due to peripheral arterial ischemia	047U4G6	PX	DILATION OF LEFT PERONEAL ARTERY, BIFURCATION, WITH FOUR OR MORE INTRALUMINAL DEVICES, PERCUTANEOUS ENDOSCOPIC APPROACH
5.3.2 Prior nontraumatic amputation or peripheral vascular procedure (eg, stenting or surgical revascularization), due to peripheral arterial ischemia	047U4GZ	PX	DILATION OF LEFT PERONEAL ARTERY WITH FOUR OR MORE INTRALUMINAL DEVICES, PERCUTANEOUS ENDOSCOPIC APPROACH
5.3.2 Prior nontraumatic amputation or peripheral vascular procedure (eg, stenting or surgical revascularization), due to peripheral arterial ischemia	047U4Z6	PX	DILATION OF LEFT PERONEAL ARTERY, BIFURCATION, PERCUTANEOUS ENDOSCOPIC APPROACH
5.3.2 Prior nontraumatic amputation or peripheral vascular procedure (eg, stenting or surgical revascularization), due to peripheral arterial ischemia	047U4ZZ	PX	DILATION OF LEFT PERONEAL ARTERY, PERCUTANEOUS ENDOSCOPIC APPROACH
5.3.2 Prior nontraumatic amputation or peripheral vascular procedure (eg, stenting or surgical revascularization), due to peripheral arterial ischemia	047V046	PX	DILATION OF RIGHT FOOT ARTERY, BIFURCATION, WITH DRUG-ELUTING INTRALUMINAL DEVICE, OPEN APPROACH
5.3.2 Prior nontraumatic amputation or peripheral vascular procedure (eg, stenting or surgical revascularization), due to peripheral arterial ischemia	047V04Z	PX	DILATION OF RIGHT FOOT ARTERY WITH DRUG-ELUTING INTRALUMINAL DEVICE, OPEN APPROACH
5.3.2 Prior nontraumatic amputation or peripheral vascular procedure (eg, stenting or surgical revascularization), due to peripheral arterial ischemia	047V056	PX	DILATION OF RIGHT FOOT ARTERY, BIFURCATION, WITH TWO DRUG-ELUTING INTRALUMINAL DEVICES, OPEN APPROACH

5.3.2 Prior nontraumatic amputation or peripheral vascular procedure (eg, stenting or surgical revascularization), due to peripheral arterial ischemia	047V05Z	PX	DILATION OF RIGHT FOOT ARTERY WITH TWO DRUG-ELUTING INTRALUMINAL DEVICES, OPEN APPROACH
5.3.2 Prior nontraumatic amputation or peripheral vascular procedure (eg, stenting or surgical revascularization), due to peripheral arterial ischemia	047V066	PX	DILATION OF RIGHT FOOT ARTERY, BIFURCATION, WITH THREE DRUG-ELUTING INTRALUMINAL DEVICES, OPEN APPROACH
5.3.2 Prior nontraumatic amputation or peripheral vascular procedure (eg, stenting or surgical revascularization), due to peripheral arterial ischemia	047V06Z	PX	DILATION OF RIGHT FOOT ARTERY WITH THREE DRUG-ELUTING INTRALUMINAL DEVICES, OPEN APPROACH
5.3.2 Prior nontraumatic amputation or peripheral vascular procedure (eg, stenting or surgical revascularization), due to peripheral arterial ischemia	047V076	PX	DILATION OF RIGHT FOOT ARTERY, BIFURCATION, WITH FOUR OR MORE DRUG-ELUTING INTRALUMINAL DEVICES, OPEN APPROACH
5.3.2 Prior nontraumatic amputation or peripheral vascular procedure (eg, stenting or surgical revascularization), due to peripheral arterial ischemia	047V07Z	PX	DILATION OF RIGHT FOOT ARTERY WITH FOUR OR MORE DRUG-ELUTING INTRALUMINAL DEVICES, OPEN APPROACH
5.3.2 Prior nontraumatic amputation or peripheral vascular procedure (eg, stenting or surgical revascularization), due to peripheral arterial ischemia	047V0D6	PX	DILATION OF RIGHT FOOT ARTERY, BIFURCATION, WITH INTRALUMINAL DEVICE, OPEN APPROACH
5.3.2 Prior nontraumatic amputation or peripheral vascular procedure (eg, stenting or surgical revascularization), due to peripheral arterial ischemia	047V0DZ	PX	DILATION OF RIGHT FOOT ARTERY WITH INTRALUMINAL DEVICE, OPEN APPROACH
5.3.2 Prior nontraumatic amputation or peripheral vascular procedure (eg, stenting or surgical revascularization), due to peripheral arterial ischemia	047V0E6	PX	DILATION OF RIGHT FOOT ARTERY, BIFURCATION, WITH TWO INTRALUMINAL DEVICES, OPEN APPROACH
5.3.2 Prior nontraumatic amputation or peripheral vascular procedure (eg, stenting or surgical revascularization), due to peripheral arterial ischemia	047V0EZ	PX	DILATION OF RIGHT FOOT ARTERY WITH TWO INTRALUMINAL DEVICES, OPEN APPROACH
5.3.2 Prior nontraumatic amputation or peripheral vascular procedure (eg, stenting or surgical revascularization), due to peripheral arterial ischemia	047V0F6	PX	DILATION OF RIGHT FOOT ARTERY, BIFURCATION, WITH THREE INTRALUMINAL DEVICES, OPEN APPROACH
5.3.2 Prior nontraumatic amputation or peripheral vascular procedure (eg, stenting or surgical revascularization), due to peripheral arterial ischemia	047V0FZ	PX	DILATION OF RIGHT FOOT ARTERY WITH THREE INTRALUMINAL DEVICES, OPEN APPROACH
5.3.2 Prior nontraumatic amputation or peripheral vascular procedure (eg, stenting or surgical revascularization), due to peripheral arterial ischemia	047V0G6	PX	DILATION OF RIGHT FOOT ARTERY, BIFURCATION, WITH FOUR OR MORE INTRALUMINAL DEVICES, OPEN APPROACH

5.3.2	Prior nontraumatic amputation or peripheral vascular procedure (eg, stenting or surgical revascularization), due to peripheral arterial ischemia	047V0GZ	PX	DILATION OF RIGHT FOOT ARTERY WITH FOUR OR MORE INTRALUMINAL DEVICES, OPEN APPROACH
5.3.2	Prior nontraumatic amputation or peripheral vascular procedure (eg, stenting or surgical revascularization), due to peripheral arterial ischemia	047V0Z6	PX	DILATION OF RIGHT FOOT ARTERY, BIFURCATION, OPEN APPROACH
5.3.2	Prior nontraumatic amputation or peripheral vascular procedure (eg, stenting or surgical revascularization), due to peripheral arterial ischemia	047V0ZZ	PX	DILATION OF RIGHT FOOT ARTERY, OPEN APPROACH
5.3.2	Prior nontraumatic amputation or peripheral vascular procedure (eg, stenting or surgical revascularization), due to peripheral arterial ischemia	047V346	PX	DILATION OF RIGHT FOOT ARTERY, BIFURCATION, WITH DRUG-ELUTING INTRALUMINAL DEVICE, PERCUTANEOUS APPROACH
5.3.2	Prior nontraumatic amputation or peripheral vascular procedure (eg, stenting or surgical revascularization), due to peripheral arterial ischemia	047V34Z	PX	DILATION OF RIGHT FOOT ARTERY WITH DRUG-ELUTING INTRALUMINAL DEVICE, PERCUTANEOUS APPROACH
5.3.2	Prior nontraumatic amputation or peripheral vascular procedure (eg, stenting or surgical revascularization), due to peripheral arterial ischemia	047V356	PX	DILATION OF RIGHT FOOT ARTERY, BIFURCATION, WITH TWO DRUG-ELUTING INTRALUMINAL DEVICES, PERCUTANEOUS APPROACH
5.3.2	Prior nontraumatic amputation or peripheral vascular procedure (eg, stenting or surgical revascularization), due to peripheral arterial ischemia	047V35Z	PX	DILATION OF RIGHT FOOT ARTERY WITH TWO DRUG-ELUTING INTRALUMINAL DEVICES, PERCUTANEOUS APPROACH
5.3.2	Prior nontraumatic amputation or peripheral vascular procedure (eg, stenting or surgical revascularization), due to peripheral arterial ischemia	047V366	PX	DILATION OF RIGHT FOOT ARTERY, BIFURCATION, WITH THREE DRUG-ELUTING INTRALUMINAL DEVICES, PERCUTANEOUS APPROACH
5.3.2	Prior nontraumatic amputation or peripheral vascular procedure (eg, stenting or surgical revascularization), due to peripheral arterial ischemia	047V36Z	PX	DILATION OF RIGHT FOOT ARTERY WITH THREE DRUG-ELUTING INTRALUMINAL DEVICES, PERCUTANEOUS APPROACH
5.3.2	Prior nontraumatic amputation or peripheral vascular procedure (eg, stenting or surgical revascularization), due to peripheral arterial ischemia	047V376	PX	DILATION OF RIGHT FOOT ARTERY, BIFURCATION, WITH FOUR OR MORE DRUG-ELUTING INTRALUMINAL DEVICES, PERCUTANEOUS APPROACH
5.3.2	Prior nontraumatic amputation or peripheral vascular procedure (eg, stenting or surgical revascularization), due to peripheral arterial ischemia	047V37Z	PX	DILATION OF RIGHT FOOT ARTERY WITH FOUR OR MORE DRUG-ELUTING INTRALUMINAL DEVICES, PERCUTANEOUS APPROACH
5.3.2	Prior nontraumatic amputation or peripheral vascular procedure (eg, stenting or surgical revascularization), due to peripheral arterial ischemia	047V3D6	PX	DILATION OF RIGHT FOOT ARTERY, BIFURCATION, WITH INTRALUMINAL DEVICE, PERCUTANEOUS APPROACH

5.3.2	Prior nontraumatic amputation or peripheral vascular procedure (eg, stenting or surgical revascularization), due to peripheral arterial ischemia	047V3DZ	PX	DILATION OF RIGHT FOOT ARTERY WITH INTRALUMINAL DEVICE, PERCUTANEOUS APPROACH
5.3.2	Prior nontraumatic amputation or peripheral vascular procedure (eg, stenting or surgical revascularization), due to peripheral arterial ischemia	047V3E6	PX	DILATION OF RIGHT FOOT ARTERY, BIFURCATION, WITH TWO INTRALUMINAL DEVICES, PERCUTANEOUS APPROACH
5.3.2	Prior nontraumatic amputation or peripheral vascular procedure (eg, stenting or surgical revascularization), due to peripheral arterial ischemia	047V3EZ	PX	DILATION OF RIGHT FOOT ARTERY WITH TWO INTRALUMINAL DEVICES, PERCUTANEOUS APPROACH
5.3.2	Prior nontraumatic amputation or peripheral vascular procedure (eg, stenting or surgical revascularization), due to peripheral arterial ischemia	047V3F6	PX	DILATION OF RIGHT FOOT ARTERY, BIFURCATION, WITH THREE INTRALUMINAL DEVICES, PERCUTANEOUS APPROACH
5.3.2	Prior nontraumatic amputation or peripheral vascular procedure (eg, stenting or surgical revascularization), due to peripheral arterial ischemia	047V3FZ	PX	DILATION OF RIGHT FOOT ARTERY WITH THREE INTRALUMINAL DEVICES, PERCUTANEOUS APPROACH
5.3.2	Prior nontraumatic amputation or peripheral vascular procedure (eg, stenting or surgical revascularization), due to peripheral arterial ischemia	047V3G6	PX	DILATION OF RIGHT FOOT ARTERY, BIFURCATION, WITH FOUR OR MORE INTRALUMINAL DEVICES, PERCUTANEOUS APPROACH
5.3.2	Prior nontraumatic amputation or peripheral vascular procedure (eg, stenting or surgical revascularization), due to peripheral arterial ischemia	047V3GZ	PX	DILATION OF RIGHT FOOT ARTERY WITH FOUR OR MORE INTRALUMINAL DEVICES, PERCUTANEOUS APPROACH
5.3.2	Prior nontraumatic amputation or peripheral vascular procedure (eg, stenting or surgical revascularization), due to peripheral arterial ischemia	047V3Z6	PX	DILATION OF RIGHT FOOT ARTERY, BIFURCATION, PERCUTANEOUS APPROACH
5.3.2	Prior nontraumatic amputation or peripheral vascular procedure (eg, stenting or surgical revascularization), due to peripheral arterial ischemia	047V3ZZ	PX	DILATION OF RIGHT FOOT ARTERY, PERCUTANEOUS APPROACH
5.3.2	Prior nontraumatic amputation or peripheral vascular procedure (eg, stenting or surgical revascularization), due to peripheral arterial ischemia	047V446	PX	DILATION OF RIGHT FOOT ARTERY, BIFURCATION, WITH DRUG-ELUTING INTRALUMINAL DEVICE, PERCUTANEOUS ENDOSCOPIC APPROACH
5.3.2	Prior nontraumatic amputation or peripheral vascular procedure (eg, stenting or surgical revascularization), due to peripheral arterial ischemia	047V44Z	PX	DILATION OF RIGHT FOOT ARTERY WITH DRUG-ELUTING INTRALUMINAL DEVICE, PERCUTANEOUS ENDOSCOPIC APPROACH
5.3.2	Prior nontraumatic amputation or peripheral vascular procedure (eg, stenting or surgical revascularization), due to peripheral arterial ischemia	047V456	PX	DILATION OF RIGHT FOOT ARTERY, BIFURCATION, WITH TWO DRUG-ELUTING INTRALUMINAL DEVICES, PERCUTANEOUS ENDOSCOPIC APPROACH

5.3.2	Prior nontraumatic amputation or peripheral vascular procedure (eg, stenting or surgical revascularization), due to peripheral arterial ischemia	047V45Z	PX	DILATION OF RIGHT FOOT ARTERY WITH TWO DRUG-ELUTING INTRALUMINAL DEVICES, PERCUTANEOUS ENDOSCOPIC APPROACH
5.3.2	Prior nontraumatic amputation or peripheral vascular procedure (eg, stenting or surgical revascularization), due to peripheral arterial ischemia	047V466	PX	DILATION OF RIGHT FOOT ARTERY, BIFURCATION, WITH THREE DRUG-ELUTING INTRALUMINAL DEVICES, PERCUTANEOUS ENDOSCOPIC APPROACH
5.3.2	Prior nontraumatic amputation or peripheral vascular procedure (eg, stenting or surgical revascularization), due to peripheral arterial ischemia	047V46Z	PX	DILATION OF RIGHT FOOT ARTERY WITH THREE DRUG-ELUTING INTRALUMINAL DEVICES, PERCUTANEOUS ENDOSCOPIC APPROACH
5.3.2	Prior nontraumatic amputation or peripheral vascular procedure (eg, stenting or surgical revascularization), due to peripheral arterial ischemia	047V476	PX	DILATION OF RIGHT FOOT ARTERY, BIFURCATION, WITH FOUR OR MORE DRUG-ELUTING INTRALUMINAL DEVICES, PERCUTANEOUS ENDOSCOPIC APPROACH
5.3.2	Prior nontraumatic amputation or peripheral vascular procedure (eg, stenting or surgical revascularization), due to peripheral arterial ischemia	047V47Z	PX	DILATION OF RIGHT FOOT ARTERY WITH FOUR OR MORE DRUG-ELUTING INTRALUMINAL DEVICES, PERCUTANEOUS ENDOSCOPIC APPROACH
5.3.2	Prior nontraumatic amputation or peripheral vascular procedure (eg, stenting or surgical revascularization), due to peripheral arterial ischemia	047V4D6	PX	DILATION OF RIGHT FOOT ARTERY, BIFURCATION, WITH INTRALUMINAL DEVICE, PERCUTANEOUS ENDOSCOPIC APPROACH
5.3.2	Prior nontraumatic amputation or peripheral vascular procedure (eg, stenting or surgical revascularization), due to peripheral arterial ischemia	047V4DZ	PX	DILATION OF RIGHT FOOT ARTERY WITH INTRALUMINAL DEVICE, PERCUTANEOUS ENDOSCOPIC APPROACH
5.3.2	Prior nontraumatic amputation or peripheral vascular procedure (eg, stenting or surgical revascularization), due to peripheral arterial ischemia	047V4E6	PX	DILATION OF RIGHT FOOT ARTERY, BIFURCATION, WITH TWO INTRALUMINAL DEVICES, PERCUTANEOUS ENDOSCOPIC APPROACH
5.3.2	Prior nontraumatic amputation or peripheral vascular procedure (eg, stenting or surgical revascularization), due to peripheral arterial ischemia	047V4EZ	PX	DILATION OF RIGHT FOOT ARTERY WITH TWO INTRALUMINAL DEVICES, PERCUTANEOUS ENDOSCOPIC APPROACH
5.3.2	Prior nontraumatic amputation or peripheral vascular procedure (eg, stenting or surgical revascularization), due to peripheral arterial ischemia	047V4F6	PX	DILATION OF RIGHT FOOT ARTERY, BIFURCATION, WITH THREE INTRALUMINAL DEVICES, PERCUTANEOUS ENDOSCOPIC APPROACH
5.3.2	Prior nontraumatic amputation or peripheral vascular procedure (eg, stenting or surgical revascularization), due to peripheral arterial ischemia	047V4FZ	PX	DILATION OF RIGHT FOOT ARTERY WITH THREE INTRALUMINAL DEVICES, PERCUTANEOUS ENDOSCOPIC APPROACH
5.3.2	Prior nontraumatic amputation or peripheral vascular procedure (eg, stenting or surgical revascularization), due to peripheral arterial ischemia	047V4G6	PX	DILATION OF RIGHT FOOT ARTERY, BIFURCATION, WITH FOUR OR MORE INTRALUMINAL DEVICES, PERCUTANEOUS ENDOSCOPIC APPROACH

5.3.2	Prior nontraumatic amputation or peripheral vascular procedure (eg, stenting or surgical revascularization), due to peripheral arterial ischemia	047V4GZ	PX	DILATION OF RIGHT FOOT ARTERY WITH FOUR OR MORE INTRALUMINAL DEVICES, PERCUTANEOUS ENDOSCOPIC APPROACH
5.3.2	Prior nontraumatic amputation or peripheral vascular procedure (eg, stenting or surgical revascularization), due to peripheral arterial ischemia	047V4Z6	PX	DILATION OF RIGHT FOOT ARTERY, BIFURCATION, PERCUTANEOUS ENDOSCOPIC APPROACH
5.3.2	Prior nontraumatic amputation or peripheral vascular procedure (eg, stenting or surgical revascularization), due to peripheral arterial ischemia	047V4ZZ	PX	DILATION OF RIGHT FOOT ARTERY, PERCUTANEOUS ENDOSCOPIC APPROACH
5.3.2	Prior nontraumatic amputation or peripheral vascular procedure (eg, stenting or surgical revascularization), due to peripheral arterial ischemia	047W046	PX	DILATION OF LEFT FOOT ARTERY, BIFURCATION, WITH DRUG-ELUTING INTRALUMINAL DEVICE, OPEN APPROACH
5.3.2	Prior nontraumatic amputation or peripheral vascular procedure (eg, stenting or surgical revascularization), due to peripheral arterial ischemia	047W04Z	PX	DILATION OF LEFT FOOT ARTERY WITH DRUG-ELUTING INTRALUMINAL DEVICE, OPEN APPROACH
5.3.2	Prior nontraumatic amputation or peripheral vascular procedure (eg, stenting or surgical revascularization), due to peripheral arterial ischemia	047W056	PX	DILATION OF LEFT FOOT ARTERY, BIFURCATION, WITH TWO DRUG-ELUTING INTRALUMINAL DEVICES, OPEN APPROACH
5.3.2	Prior nontraumatic amputation or peripheral vascular procedure (eg, stenting or surgical revascularization), due to peripheral arterial ischemia	047W05Z	PX	DILATION OF LEFT FOOT ARTERY WITH TWO DRUG-ELUTING INTRALUMINAL DEVICES, OPEN APPROACH
5.3.2	Prior nontraumatic amputation or peripheral vascular procedure (eg, stenting or surgical revascularization), due to peripheral arterial ischemia	047W066	PX	DILATION OF LEFT FOOT ARTERY, BIFURCATION, WITH THREE DRUG-ELUTING INTRALUMINAL DEVICES, OPEN APPROACH
5.3.2	Prior nontraumatic amputation or peripheral vascular procedure (eg, stenting or surgical revascularization), due to peripheral arterial ischemia	047W06Z	PX	DILATION OF LEFT FOOT ARTERY WITH THREE DRUG-ELUTING INTRALUMINAL DEVICES, OPEN APPROACH
5.3.2	Prior nontraumatic amputation or peripheral vascular procedure (eg, stenting or surgical revascularization), due to peripheral arterial ischemia	047W076	PX	DILATION OF LEFT FOOT ARTERY, BIFURCATION, WITH FOUR OR MORE DRUG-ELUTING INTRALUMINAL DEVICES, OPEN APPROACH
5.3.2	Prior nontraumatic amputation or peripheral vascular procedure (eg, stenting or surgical revascularization), due to peripheral arterial ischemia	047W07Z	PX	DILATION OF LEFT FOOT ARTERY WITH FOUR OR MORE DRUG-ELUTING INTRALUMINAL DEVICES, OPEN APPROACH
5.3.2	Prior nontraumatic amputation or peripheral vascular procedure (eg, stenting or surgical revascularization), due to peripheral arterial ischemia	047W0D6	PX	DILATION OF LEFT FOOT ARTERY, BIFURCATION, WITH INTRALUMINAL DEVICE, OPEN APPROACH

5.3.2	Prior nontraumatic amputation or peripheral vascular procedure (eg, stenting or surgical revascularization), due to peripheral arterial ischemia	047W0DZ	PX	DILATION OF LEFT FOOT ARTERY WITH INTRALUMINAL DEVICE, OPEN APPROACH
5.3.2	Prior nontraumatic amputation or peripheral vascular procedure (eg, stenting or surgical revascularization), due to peripheral arterial ischemia	047W0E6	PX	DILATION OF LEFT FOOT ARTERY, BIFURCATION, WITH TWO INTRALUMINAL DEVICES, OPEN APPROACH
5.3.2	Prior nontraumatic amputation or peripheral vascular procedure (eg, stenting or surgical revascularization), due to peripheral arterial ischemia	047W0EZ	PX	DILATION OF LEFT FOOT ARTERY WITH TWO INTRALUMINAL DEVICES, OPEN APPROACH
5.3.2	Prior nontraumatic amputation or peripheral vascular procedure (eg, stenting or surgical revascularization), due to peripheral arterial ischemia	047W0F6	PX	DILATION OF LEFT FOOT ARTERY, BIFURCATION, WITH THREE INTRALUMINAL DEVICES, OPEN APPROACH
5.3.2	Prior nontraumatic amputation or peripheral vascular procedure (eg, stenting or surgical revascularization), due to peripheral arterial ischemia	047W0FZ	PX	DILATION OF LEFT FOOT ARTERY WITH THREE INTRALUMINAL DEVICES, OPEN APPROACH
5.3.2	Prior nontraumatic amputation or peripheral vascular procedure (eg, stenting or surgical revascularization), due to peripheral arterial ischemia	047W0G6	PX	DILATION OF LEFT FOOT ARTERY, BIFURCATION, WITH FOUR OR MORE INTRALUMINAL DEVICES, OPEN APPROACH
5.3.2	Prior nontraumatic amputation or peripheral vascular procedure (eg, stenting or surgical revascularization), due to peripheral arterial ischemia	047W0GZ	PX	DILATION OF LEFT FOOT ARTERY WITH FOUR OR MORE INTRALUMINAL DEVICES, OPEN APPROACH
5.3.2	Prior nontraumatic amputation or peripheral vascular procedure (eg, stenting or surgical revascularization), due to peripheral arterial ischemia	047W0Z6	PX	DILATION OF LEFT FOOT ARTERY, BIFURCATION, OPEN APPROACH
5.3.2	Prior nontraumatic amputation or peripheral vascular procedure (eg, stenting or surgical revascularization), due to peripheral arterial ischemia	047W0ZZ	PX	DILATION OF LEFT FOOT ARTERY, OPEN APPROACH
5.3.2	Prior nontraumatic amputation or peripheral vascular procedure (eg, stenting or surgical revascularization), due to peripheral arterial ischemia	047W346	PX	DILATION OF LEFT FOOT ARTERY, BIFURCATION, WITH DRUG-ELUTING INTRALUMINAL DEVICE, PERCUTANEOUS APPROACH
5.3.2	Prior nontraumatic amputation or peripheral vascular procedure (eg, stenting or surgical revascularization), due to peripheral arterial ischemia	047W34Z	PX	DILATION OF LEFT FOOT ARTERY WITH DRUG-ELUTING INTRALUMINAL DEVICE, PERCUTANEOUS APPROACH
5.3.2	Prior nontraumatic amputation or peripheral vascular procedure (eg, stenting or surgical revascularization), due to peripheral arterial ischemia	047W356	PX	DILATION OF LEFT FOOT ARTERY, BIFURCATION, WITH TWO DRUG-ELUTING INTRALUMINAL DEVICES, PERCUTANEOUS APPROACH

5.3.2	Prior nontraumatic amputation or peripheral vascular procedure (eg, stenting or surgical revascularization), due to peripheral arterial ischemia	047W35Z	PX	DILATION OF LEFT FOOT ARTERY WITH TWO DRUG-ELUTING INTRALUMINAL DEVICES, PERCUTANEOUS APPROACH
5.3.2	Prior nontraumatic amputation or peripheral vascular procedure (eg, stenting or surgical revascularization), due to peripheral arterial ischemia	047W366	PX	DILATION OF LEFT FOOT ARTERY, BIFURCATION, WITH THREE DRUG-ELUTING INTRALUMINAL DEVICES, PERCUTANEOUS APPROACH
5.3.2	Prior nontraumatic amputation or peripheral vascular procedure (eg, stenting or surgical revascularization), due to peripheral arterial ischemia	047W36Z	PX	DILATION OF LEFT FOOT ARTERY WITH THREE DRUG-ELUTING INTRALUMINAL DEVICES, PERCUTANEOUS APPROACH
5.3.2	Prior nontraumatic amputation or peripheral vascular procedure (eg, stenting or surgical revascularization), due to peripheral arterial ischemia	047W376	PX	DILATION OF LEFT FOOT ARTERY, BIFURCATION, WITH FOUR OR MORE DRUG-ELUTING INTRALUMINAL DEVICES, PERCUTANEOUS APPROACH
5.3.2	Prior nontraumatic amputation or peripheral vascular procedure (eg, stenting or surgical revascularization), due to peripheral arterial ischemia	047W37Z	PX	DILATION OF LEFT FOOT ARTERY WITH FOUR OR MORE DRUG-ELUTING INTRALUMINAL DEVICES, PERCUTANEOUS APPROACH
5.3.2	Prior nontraumatic amputation or peripheral vascular procedure (eg, stenting or surgical revascularization), due to peripheral arterial ischemia	047W3D6	PX	DILATION OF LEFT FOOT ARTERY, BIFURCATION, WITH INTRALUMINAL DEVICE, PERCUTANEOUS APPROACH
5.3.2	Prior nontraumatic amputation or peripheral vascular procedure (eg, stenting or surgical revascularization), due to peripheral arterial ischemia	047W3DZ	PX	DILATION OF LEFT FOOT ARTERY WITH INTRALUMINAL DEVICE, PERCUTANEOUS APPROACH
5.3.2	Prior nontraumatic amputation or peripheral vascular procedure (eg, stenting or surgical revascularization), due to peripheral arterial ischemia	047W3E6	PX	DILATION OF LEFT FOOT ARTERY, BIFURCATION, WITH TWO INTRALUMINAL DEVICES, PERCUTANEOUS APPROACH
5.3.2	Prior nontraumatic amputation or peripheral vascular procedure (eg, stenting or surgical revascularization), due to peripheral arterial ischemia	047W3EZ	PX	DILATION OF LEFT FOOT ARTERY WITH TWO INTRALUMINAL DEVICES, PERCUTANEOUS APPROACH
5.3.2	Prior nontraumatic amputation or peripheral vascular procedure (eg, stenting or surgical revascularization), due to peripheral arterial ischemia	047W3F6	PX	DILATION OF LEFT FOOT ARTERY, BIFURCATION, WITH THREE INTRALUMINAL DEVICES, PERCUTANEOUS APPROACH
5.3.2	Prior nontraumatic amputation or peripheral vascular procedure (eg, stenting or surgical revascularization), due to peripheral arterial ischemia	047W3FZ	PX	DILATION OF LEFT FOOT ARTERY WITH THREE INTRALUMINAL DEVICES, PERCUTANEOUS APPROACH
5.3.2	Prior nontraumatic amputation or peripheral vascular procedure (eg, stenting or surgical revascularization), due to peripheral arterial ischemia	047W3G6	PX	DILATION OF LEFT FOOT ARTERY, BIFURCATION, WITH FOUR OR MORE INTRALUMINAL DEVICES, PERCUTANEOUS APPROACH

5.3.2	Prior nontraumatic amputation or peripheral vascular procedure (eg, stenting or surgical revascularization), due to peripheral arterial ischemia	047W3GZ	PX	DILATION OF LEFT FOOT ARTERY WITH FOUR OR MORE INTRALUMINAL DEVICES, PERCUTANEOUS APPROACH
5.3.2	Prior nontraumatic amputation or peripheral vascular procedure (eg, stenting or surgical revascularization), due to peripheral arterial ischemia	047W3Z6	PX	DILATION OF LEFT FOOT ARTERY, BIFURCATION, PERCUTANEOUS APPROACH
5.3.2	Prior nontraumatic amputation or peripheral vascular procedure (eg, stenting or surgical revascularization), due to peripheral arterial ischemia	047W3ZZ	PX	DILATION OF LEFT FOOT ARTERY, PERCUTANEOUS APPROACH
5.3.2	Prior nontraumatic amputation or peripheral vascular procedure (eg, stenting or surgical revascularization), due to peripheral arterial ischemia	047W446	PX	DILATION OF LEFT FOOT ARTERY, BIFURCATION, WITH DRUG-ELUTING INTRALUMINAL DEVICE, PERCUTANEOUS ENDOSCOPIC APPROACH
5.3.2	Prior nontraumatic amputation or peripheral vascular procedure (eg, stenting or surgical revascularization), due to peripheral arterial ischemia	047W44Z	PX	DILATION OF LEFT FOOT ARTERY WITH DRUG-ELUTING INTRALUMINAL DEVICE, PERCUTANEOUS ENDOSCOPIC APPROACH
5.3.2	Prior nontraumatic amputation or peripheral vascular procedure (eg, stenting or surgical revascularization), due to peripheral arterial ischemia	047W456	PX	DILATION OF LEFT FOOT ARTERY, BIFURCATION, WITH TWO DRUG-ELUTING INTRALUMINAL DEVICES, PERCUTANEOUS ENDOSCOPIC APPROACH
5.3.2	Prior nontraumatic amputation or peripheral vascular procedure (eg, stenting or surgical revascularization), due to peripheral arterial ischemia	047W45Z	PX	DILATION OF LEFT FOOT ARTERY WITH TWO DRUG-ELUTING INTRALUMINAL DEVICES, PERCUTANEOUS ENDOSCOPIC APPROACH
5.3.2	Prior nontraumatic amputation or peripheral vascular procedure (eg, stenting or surgical revascularization), due to peripheral arterial ischemia	047W466	PX	DILATION OF LEFT FOOT ARTERY, BIFURCATION, WITH THREE DRUG-ELUTING INTRALUMINAL DEVICES, PERCUTANEOUS ENDOSCOPIC APPROACH
5.3.2	Prior nontraumatic amputation or peripheral vascular procedure (eg, stenting or surgical revascularization), due to peripheral arterial ischemia	047W46Z	PX	DILATION OF LEFT FOOT ARTERY WITH THREE DRUG-ELUTING INTRALUMINAL DEVICES, PERCUTANEOUS ENDOSCOPIC APPROACH
5.3.2	Prior nontraumatic amputation or peripheral vascular procedure (eg, stenting or surgical revascularization), due to peripheral arterial ischemia	047W476	PX	DILATION OF LEFT FOOT ARTERY, BIFURCATION, WITH FOUR OR MORE DRUG-ELUTING INTRALUMINAL DEVICES, PERCUTANEOUS ENDOSCOPIC APPROACH
5.3.2	Prior nontraumatic amputation or peripheral vascular procedure (eg, stenting or surgical revascularization), due to peripheral arterial ischemia	047W47Z	PX	DILATION OF LEFT FOOT ARTERY WITH FOUR OR MORE DRUG-ELUTING INTRALUMINAL DEVICES, PERCUTANEOUS ENDOSCOPIC APPROACH
5.3.2	Prior nontraumatic amputation or peripheral vascular procedure (eg, stenting or surgical revascularization), due to peripheral arterial ischemia	047W4D6	PX	DILATION OF LEFT FOOT ARTERY, BIFURCATION, WITH INTRALUMINAL DEVICE, PERCUTANEOUS ENDOSCOPIC APPROACH

5.3.2	Prior nontraumatic amputation or peripheral vascular procedure (eg, stenting or surgical revascularization), due to peripheral arterial ischemia	047W4DZ	PX	DILATION OF LEFT FOOT ARTERY WITH INTRALUMINAL DEVICE, PERCUTANEOUS ENDOSCOPIC APPROACH
5.3.2	Prior nontraumatic amputation or peripheral vascular procedure (eg, stenting or surgical revascularization), due to peripheral arterial ischemia	047W4E6	PX	DILATION OF LEFT FOOT ARTERY, BIFURCATION, WITH TWO INTRALUMINAL DEVICES, PERCUTANEOUS ENDOSCOPIC APPROACH
5.3.2	Prior nontraumatic amputation or peripheral vascular procedure (eg, stenting or surgical revascularization), due to peripheral arterial ischemia	047W4EZ	PX	DILATION OF LEFT FOOT ARTERY WITH TWO INTRALUMINAL DEVICES, PERCUTANEOUS ENDOSCOPIC APPROACH
5.3.2	Prior nontraumatic amputation or peripheral vascular procedure (eg, stenting or surgical revascularization), due to peripheral arterial ischemia	047W4F6	PX	DILATION OF LEFT FOOT ARTERY, BIFURCATION, WITH THREE INTRALUMINAL DEVICES, PERCUTANEOUS ENDOSCOPIC APPROACH
5.3.2	Prior nontraumatic amputation or peripheral vascular procedure (eg, stenting or surgical revascularization), due to peripheral arterial ischemia	047W4FZ	PX	DILATION OF LEFT FOOT ARTERY WITH THREE INTRALUMINAL DEVICES, PERCUTANEOUS ENDOSCOPIC APPROACH
5.3.2	Prior nontraumatic amputation or peripheral vascular procedure (eg, stenting or surgical revascularization), due to peripheral arterial ischemia	047W4G6	PX	DILATION OF LEFT FOOT ARTERY, BIFURCATION, WITH FOUR OR MORE INTRALUMINAL DEVICES, PERCUTANEOUS ENDOSCOPIC APPROACH
5.3.2	Prior nontraumatic amputation or peripheral vascular procedure (eg, stenting or surgical revascularization), due to peripheral arterial ischemia	047W4GZ	PX	DILATION OF LEFT FOOT ARTERY WITH FOUR OR MORE INTRALUMINAL DEVICES, PERCUTANEOUS ENDOSCOPIC APPROACH
5.3.2	Prior nontraumatic amputation or peripheral vascular procedure (eg, stenting or surgical revascularization), due to peripheral arterial ischemia	047W4Z6	PX	DILATION OF LEFT FOOT ARTERY, BIFURCATION, PERCUTANEOUS ENDOSCOPIC APPROACH
5.3.2	Prior nontraumatic amputation or peripheral vascular procedure (eg, stenting or surgical revascularization), due to peripheral arterial ischemia	047W4ZZ	PX	DILATION OF LEFT FOOT ARTERY, PERCUTANEOUS ENDOSCOPIC APPROACH
5.3.2	Prior nontraumatic amputation or peripheral vascular procedure (eg, stenting or surgical revascularization), due to peripheral arterial ischemia	047Y046	PX	DILATION OF LOWER ARTERY, BIFURCATION, WITH DRUG-ELUTING INTRALUMINAL DEVICE, OPEN APPROACH
5.3.2	Prior nontraumatic amputation or peripheral vascular procedure (eg, stenting or surgical revascularization), due to peripheral arterial ischemia	047Y04Z	PX	DILATION OF LOWER ARTERY WITH DRUG-ELUTING INTRALUMINAL DEVICE, OPEN APPROACH
5.3.2	Prior nontraumatic amputation or peripheral vascular procedure (eg, stenting or surgical revascularization), due to peripheral arterial ischemia	047Y056	PX	DILATION OF LOWER ARTERY, BIFURCATION, WITH TWO DRUG-ELUTING INTRALUMINAL DEVICES, OPEN APPROACH

5.3.2 Prior nontraumatic amputation or peripheral vascular procedure (eg, stenting or surgical revascularization), due to peripheral arterial ischemia	047Y05Z	PX	DILATION OF LOWER ARTERY WITH TWO DRUG-ELUTING INTRALUMINAL DEVICES, OPEN APPROACH
5.3.2 Prior nontraumatic amputation or peripheral vascular procedure (eg, stenting or surgical revascularization), due to peripheral arterial ischemia	047Y066	PX	DILATION OF LOWER ARTERY, BIFURCATION, WITH THREE DRUG-ELUTING INTRALUMINAL DEVICES, OPEN APPROACH
5.3.2 Prior nontraumatic amputation or peripheral vascular procedure (eg, stenting or surgical revascularization), due to peripheral arterial ischemia	047Y06Z	PX	DILATION OF LOWER ARTERY WITH THREE DRUG-ELUTING INTRALUMINAL DEVICES, OPEN APPROACH
5.3.2 Prior nontraumatic amputation or peripheral vascular procedure (eg, stenting or surgical revascularization), due to peripheral arterial ischemia	047Y076	PX	DILATION OF LOWER ARTERY, BIFURCATION, WITH FOUR OR MORE DRUG-ELUTING INTRALUMINAL DEVICES, OPEN APPROACH
5.3.2 Prior nontraumatic amputation or peripheral vascular procedure (eg, stenting or surgical revascularization), due to peripheral arterial ischemia	047Y07Z	PX	DILATION OF LOWER ARTERY WITH FOUR OR MORE DRUG-ELUTING INTRALUMINAL DEVICES, OPEN APPROACH
5.3.2 Prior nontraumatic amputation or peripheral vascular procedure (eg, stenting or surgical revascularization), due to peripheral arterial ischemia	047Y0D6	PX	DILATION OF LOWER ARTERY, BIFURCATION, WITH INTRALUMINAL DEVICE, OPEN APPROACH
5.3.2 Prior nontraumatic amputation or peripheral vascular procedure (eg, stenting or surgical revascularization), due to peripheral arterial ischemia	047Y0DZ	PX	DILATION OF LOWER ARTERY WITH INTRALUMINAL DEVICE, OPEN APPROACH
5.3.2 Prior nontraumatic amputation or peripheral vascular procedure (eg, stenting or surgical revascularization), due to peripheral arterial ischemia	047Y0E6	PX	DILATION OF LOWER ARTERY, BIFURCATION, WITH TWO INTRALUMINAL DEVICES, OPEN APPROACH
5.3.2 Prior nontraumatic amputation or peripheral vascular procedure (eg, stenting or surgical revascularization), due to peripheral arterial ischemia	047Y0EZ	PX	DILATION OF LOWER ARTERY WITH TWO INTRALUMINAL DEVICES, OPEN APPROACH
5.3.2 Prior nontraumatic amputation or peripheral vascular procedure (eg, stenting or surgical revascularization), due to peripheral arterial ischemia	047Y0F6	PX	DILATION OF LOWER ARTERY, BIFURCATION, WITH THREE INTRALUMINAL DEVICES, OPEN APPROACH
5.3.2 Prior nontraumatic amputation or peripheral vascular procedure (eg, stenting or surgical revascularization), due to peripheral arterial ischemia	047Y0FZ	PX	DILATION OF LOWER ARTERY WITH THREE INTRALUMINAL DEVICES, OPEN APPROACH
5.3.2 Prior nontraumatic amputation or peripheral vascular procedure (eg, stenting or surgical revascularization), due to peripheral arterial ischemia	047Y0G6	PX	DILATION OF LOWER ARTERY, BIFURCATION, WITH FOUR OR MORE INTRALUMINAL DEVICES, OPEN APPROACH

5.3.2 Prior nontraumatic amputation or peripheral vascular procedure (eg, stenting or surgical revascularization), due to peripheral arterial ischemia	047Y0GZ	PX	DILATION OF LOWER ARTERY WITH FOUR OR MORE INTRALUMINAL DEVICES, OPEN APPROACH
5.3.2 Prior nontraumatic amputation or peripheral vascular procedure (eg, stenting or surgical revascularization), due to peripheral arterial ischemia	047Y0Z6	PX	DILATION OF LOWER ARTERY, BIFURCATION, OPEN APPROACH
5.3.2 Prior nontraumatic amputation or peripheral vascular procedure (eg, stenting or surgical revascularization), due to peripheral arterial ischemia	047Y0ZZ	PX	DILATION OF LOWER ARTERY, OPEN APPROACH
5.3.2 Prior nontraumatic amputation or peripheral vascular procedure (eg, stenting or surgical revascularization), due to peripheral arterial ischemia	047Y346	PX	DILATION OF LOWER ARTERY, BIFURCATION, WITH DRUG-ELUTING INTRALUMINAL DEVICE, PERCUTANEOUS APPROACH
5.3.2 Prior nontraumatic amputation or peripheral vascular procedure (eg, stenting or surgical revascularization), due to peripheral arterial ischemia	047Y34Z	PX	DILATION OF LOWER ARTERY WITH DRUG-ELUTING INTRALUMINAL DEVICE, PERCUTANEOUS APPROACH
5.3.2 Prior nontraumatic amputation or peripheral vascular procedure (eg, stenting or surgical revascularization), due to peripheral arterial ischemia	047Y356	PX	DILATION OF LOWER ARTERY, BIFURCATION, WITH TWO DRUG-ELUTING INTRALUMINAL DEVICES, PERCUTANEOUS APPROACH
5.3.2 Prior nontraumatic amputation or peripheral vascular procedure (eg, stenting or surgical revascularization), due to peripheral arterial ischemia	047Y35Z	PX	DILATION OF LOWER ARTERY WITH TWO DRUG-ELUTING INTRALUMINAL DEVICES, PERCUTANEOUS APPROACH
5.3.2 Prior nontraumatic amputation or peripheral vascular procedure (eg, stenting or surgical revascularization), due to peripheral arterial ischemia	047Y366	PX	DILATION OF LOWER ARTERY, BIFURCATION, WITH THREE DRUG-ELUTING INTRALUMINAL DEVICES, PERCUTANEOUS APPROACH
5.3.2 Prior nontraumatic amputation or peripheral vascular procedure (eg, stenting or surgical revascularization), due to peripheral arterial ischemia	047Y36Z	PX	DILATION OF LOWER ARTERY WITH THREE DRUG-ELUTING INTRALUMINAL DEVICES, PERCUTANEOUS APPROACH
5.3.2 Prior nontraumatic amputation or peripheral vascular procedure (eg, stenting or surgical revascularization), due to peripheral arterial ischemia	047Y376	PX	DILATION OF LOWER ARTERY, BIFURCATION, WITH FOUR OR MORE DRUG-ELUTING INTRALUMINAL DEVICES, PERCUTANEOUS APPROACH
5.3.2 Prior nontraumatic amputation or peripheral vascular procedure (eg, stenting or surgical revascularization), due to peripheral arterial ischemia	047Y37Z	PX	DILATION OF LOWER ARTERY WITH FOUR OR MORE DRUG-ELUTING INTRALUMINAL DEVICES, PERCUTANEOUS APPROACH
5.3.2 Prior nontraumatic amputation or peripheral vascular procedure (eg, stenting or surgical revascularization), due to peripheral arterial ischemia	047Y3D6	PX	DILATION OF LOWER ARTERY, BIFURCATION, WITH INTRALUMINAL DEVICE, PERCUTANEOUS APPROACH

5.3.2	Prior nontraumatic amputation or peripheral vascular procedure (eg, stenting or surgical revascularization), due to peripheral arterial ischemia	047Y3DZ	PX	DILATION OF LOWER ARTERY WITH INTRALUMINAL DEVICE, PERCUTANEOUS APPROACH
5.3.2	Prior nontraumatic amputation or peripheral vascular procedure (eg, stenting or surgical revascularization), due to peripheral arterial ischemia	047Y3E6	PX	DILATION OF LOWER ARTERY, BIFURCATION, WITH TWO INTRALUMINAL DEVICES, PERCUTANEOUS APPROACH
5.3.2	Prior nontraumatic amputation or peripheral vascular procedure (eg, stenting or surgical revascularization), due to peripheral arterial ischemia	047Y3EZ	PX	DILATION OF LOWER ARTERY WITH TWO INTRALUMINAL DEVICES, PERCUTANEOUS APPROACH
5.3.2	Prior nontraumatic amputation or peripheral vascular procedure (eg, stenting or surgical revascularization), due to peripheral arterial ischemia	047Y3F6	PX	DILATION OF LOWER ARTERY, BIFURCATION, WITH THREE INTRALUMINAL DEVICES, PERCUTANEOUS APPROACH
5.3.2	Prior nontraumatic amputation or peripheral vascular procedure (eg, stenting or surgical revascularization), due to peripheral arterial ischemia	047Y3FZ	PX	DILATION OF LOWER ARTERY WITH THREE INTRALUMINAL DEVICES, PERCUTANEOUS APPROACH
5.3.2	Prior nontraumatic amputation or peripheral vascular procedure (eg, stenting or surgical revascularization), due to peripheral arterial ischemia	047Y3G6	PX	DILATION OF LOWER ARTERY, BIFURCATION, WITH FOUR OR MORE INTRALUMINAL DEVICES, PERCUTANEOUS APPROACH
5.3.2	Prior nontraumatic amputation or peripheral vascular procedure (eg, stenting or surgical revascularization), due to peripheral arterial ischemia	047Y3GZ	PX	DILATION OF LOWER ARTERY WITH FOUR OR MORE INTRALUMINAL DEVICES, PERCUTANEOUS APPROACH
5.3.2	Prior nontraumatic amputation or peripheral vascular procedure (eg, stenting or surgical revascularization), due to peripheral arterial ischemia	047Y3Z6	PX	DILATION OF LOWER ARTERY, BIFURCATION, PERCUTANEOUS APPROACH
5.3.2	Prior nontraumatic amputation or peripheral vascular procedure (eg, stenting or surgical revascularization), due to peripheral arterial ischemia	047Y3ZZ	PX	DILATION OF LOWER ARTERY, PERCUTANEOUS APPROACH
5.3.2	Prior nontraumatic amputation or peripheral vascular procedure (eg, stenting or surgical revascularization), due to peripheral arterial ischemia	047Y446	PX	DILATION OF LOWER ARTERY, BIFURCATION, WITH DRUG-ELUTING INTRALUMINAL DEVICE, PERCUTANEOUS ENDOSCOPIC APPROACH
5.3.2	Prior nontraumatic amputation or peripheral vascular procedure (eg, stenting or surgical revascularization), due to peripheral arterial ischemia	047Y44Z	PX	DILATION OF LOWER ARTERY WITH DRUG-ELUTING INTRALUMINAL DEVICE, PERCUTANEOUS ENDOSCOPIC APPROACH
5.3.2	Prior nontraumatic amputation or peripheral vascular procedure (eg, stenting or surgical revascularization), due to peripheral arterial ischemia	047Y456	PX	DILATION OF LOWER ARTERY, BIFURCATION, WITH TWO DRUG-ELUTING INTRALUMINAL DEVICES, PERCUTANEOUS ENDOSCOPIC APPROACH

5.3.2	Prior nontraumatic amputation or peripheral vascular procedure (eg, stenting or surgical revascularization), due to peripheral arterial ischemia	047Y45Z	PX	DILATION OF LOWER ARTERY WITH TWO DRUG-ELUTING INTRALUMINAL DEVICES, PERCUTANEOUS ENDOSCOPIC APPROACH
5.3.2	Prior nontraumatic amputation or peripheral vascular procedure (eg, stenting or surgical revascularization), due to peripheral arterial ischemia	047Y466	PX	DILATION OF LOWER ARTERY, BIFURCATION, WITH THREE DRUG-ELUTING INTRALUMINAL DEVICES, PERCUTANEOUS ENDOSCOPIC APPROACH
5.3.2	Prior nontraumatic amputation or peripheral vascular procedure (eg, stenting or surgical revascularization), due to peripheral arterial ischemia	047Y46Z	PX	DILATION OF LOWER ARTERY WITH THREE DRUG-ELUTING INTRALUMINAL DEVICES, PERCUTANEOUS ENDOSCOPIC APPROACH
5.3.2	Prior nontraumatic amputation or peripheral vascular procedure (eg, stenting or surgical revascularization), due to peripheral arterial ischemia	047Y476	PX	DILATION OF LOWER ARTERY, BIFURCATION, WITH FOUR OR MORE DRUG-ELUTING INTRALUMINAL DEVICES, PERCUTANEOUS ENDOSCOPIC APPROACH
5.3.2	Prior nontraumatic amputation or peripheral vascular procedure (eg, stenting or surgical revascularization), due to peripheral arterial ischemia	047Y47Z	PX	DILATION OF LOWER ARTERY WITH FOUR OR MORE DRUG-ELUTING INTRALUMINAL DEVICES, PERCUTANEOUS ENDOSCOPIC APPROACH
5.3.2	Prior nontraumatic amputation or peripheral vascular procedure (eg, stenting or surgical revascularization), due to peripheral arterial ischemia	047Y4D6	PX	DILATION OF LOWER ARTERY, BIFURCATION, WITH INTRALUMINAL DEVICE, PERCUTANEOUS ENDOSCOPIC APPROACH
5.3.2	Prior nontraumatic amputation or peripheral vascular procedure (eg, stenting or surgical revascularization), due to peripheral arterial ischemia	047Y4DZ	PX	DILATION OF LOWER ARTERY WITH INTRALUMINAL DEVICE, PERCUTANEOUS ENDOSCOPIC APPROACH
5.3.2	Prior nontraumatic amputation or peripheral vascular procedure (eg, stenting or surgical revascularization), due to peripheral arterial ischemia	047Y4E6	PX	DILATION OF LOWER ARTERY, BIFURCATION, WITH TWO INTRALUMINAL DEVICES, PERCUTANEOUS ENDOSCOPIC APPROACH
5.3.2	Prior nontraumatic amputation or peripheral vascular procedure (eg, stenting or surgical revascularization), due to peripheral arterial ischemia	047Y4EZ	PX	DILATION OF LOWER ARTERY WITH TWO INTRALUMINAL DEVICES, PERCUTANEOUS ENDOSCOPIC APPROACH
5.3.2	Prior nontraumatic amputation or peripheral vascular procedure (eg, stenting or surgical revascularization), due to peripheral arterial ischemia	047Y4F6	PX	DILATION OF LOWER ARTERY, BIFURCATION, WITH THREE INTRALUMINAL DEVICES, PERCUTANEOUS ENDOSCOPIC APPROACH
5.3.2	Prior nontraumatic amputation or peripheral vascular procedure (eg, stenting or surgical revascularization), due to peripheral arterial ischemia	047Y4FZ	PX	DILATION OF LOWER ARTERY WITH THREE INTRALUMINAL DEVICES, PERCUTANEOUS ENDOSCOPIC APPROACH
5.3.2	Prior nontraumatic amputation or peripheral vascular procedure (eg, stenting or surgical revascularization), due to peripheral arterial ischemia	047Y4G6	PX	DILATION OF LOWER ARTERY, BIFURCATION, WITH FOUR OR MORE INTRALUMINAL DEVICES, PERCUTANEOUS ENDOSCOPIC APPROACH

5.3.2 Prior nontraumatic amputation or peripheral vascular procedure (eg, stenting or surgical revascularization), due to peripheral arterial ischemia	047Y4GZ	PX	DILATION OF LOWER ARTERY WITH FOUR OR MORE INTRALUMINAL DEVICES, PERCUTANEOUS ENDOSCOPIC APPROACH
5.3.2 Prior nontraumatic amputation or peripheral vascular procedure (eg, stenting or surgical revascularization), due to peripheral arterial ischemia	047Y4Z6	PX	DILATION OF LOWER ARTERY, BIFURCATION, PERCUTANEOUS ENDOSCOPIC APPROACH
5.3.2 Prior nontraumatic amputation or peripheral vascular procedure (eg, stenting or surgical revascularization), due to peripheral arterial ischemia	047Y4ZZ	PX	DILATION OF LOWER ARTERY, PERCUTANEOUS ENDOSCOPIC APPROACH
5.3.2 Prior nontraumatic amputation or peripheral vascular procedure (eg, stenting or surgical revascularization), due to peripheral arterial ischemia	04CK0Z6	PX	EXTIRPATION OF MATTER FROM RIGHT FEMORAL ARTERY, BIFURCATION, OPEN APPROACH
5.3.2 Prior nontraumatic amputation or peripheral vascular procedure (eg, stenting or surgical revascularization), due to peripheral arterial ischemia	04CK0ZZ	PX	EXTIRPATION OF MATTER FROM RIGHT FEMORAL ARTERY, OPEN APPROACH
5.3.2 Prior nontraumatic amputation or peripheral vascular procedure (eg, stenting or surgical revascularization), due to peripheral arterial ischemia	04CK3Z6	PX	EXTIRPATION OF MATTER FROM RIGHT FEMORAL ARTERY, BIFURCATION, PERCUTANEOUS APPROACH
5.3.2 Prior nontraumatic amputation or peripheral vascular procedure (eg, stenting or surgical revascularization), due to peripheral arterial ischemia	04CK3ZZ	PX	EXTIRPATION OF MATTER FROM RIGHT FEMORAL ARTERY, PERCUTANEOUS APPROACH
5.3.2 Prior nontraumatic amputation or peripheral vascular procedure (eg, stenting or surgical revascularization), due to peripheral arterial ischemia	04CK4Z6	PX	EXTIRPATION OF MATTER FROM RIGHT FEMORAL ARTERY, BIFURCATION, PERCUTANEOUS ENDOSCOPIC APPROACH
5.3.2 Prior nontraumatic amputation or peripheral vascular procedure (eg, stenting or surgical revascularization), due to peripheral arterial ischemia	04CK4ZZ	PX	EXTIRPATION OF MATTER FROM RIGHT FEMORAL ARTERY, PERCUTANEOUS ENDOSCOPIC APPROACH
5.3.2 Prior nontraumatic amputation or peripheral vascular procedure (eg, stenting or surgical revascularization), due to peripheral arterial ischemia	04CL0Z6	PX	EXTIRPATION OF MATTER FROM LEFT FEMORAL ARTERY, BIFURCATION, OPEN APPROACH
5.3.2 Prior nontraumatic amputation or peripheral vascular procedure (eg, stenting or surgical revascularization), due to peripheral arterial ischemia	04CL0ZZ	PX	EXTIRPATION OF MATTER FROM LEFT FEMORAL ARTERY, OPEN APPROACH
5.3.2 Prior nontraumatic amputation or peripheral vascular procedure (eg, stenting or surgical revascularization), due to peripheral arterial ischemia	04CL3Z6	PX	EXTIRPATION OF MATTER FROM LEFT FEMORAL ARTERY, BIFURCATION, PERCUTANEOUS APPROACH

5.3.2 Prior nontraumatic amputation or peripheral vascular procedure (eg, stenting or surgical revascularization), due to peripheral arterial ischemia	04CL3ZZ	PX	EXTIRPATION OF MATTER FROM LEFT FEMORAL ARTERY, PERCUTANEOUS APPROACH
5.3.2 Prior nontraumatic amputation or peripheral vascular procedure (eg, stenting or surgical revascularization), due to peripheral arterial ischemia	04CL4Z6	PX	EXTIRPATION OF MATTER FROM LEFT FEMORAL ARTERY, BIFURCATION, PERCUTANEOUS ENDOSCOPIC APPROACH
5.3.2 Prior nontraumatic amputation or peripheral vascular procedure (eg, stenting or surgical revascularization), due to peripheral arterial ischemia	04CL4ZZ	PX	EXTIRPATION OF MATTER FROM LEFT FEMORAL ARTERY, PERCUTANEOUS ENDOSCOPIC APPROACH
5.3.2 Prior nontraumatic amputation or peripheral vascular procedure (eg, stenting or surgical revascularization), due to peripheral arterial ischemia	04CM0Z6	PX	EXTIRPATION OF MATTER FROM RIGHT POPLITEAL ARTERY, BIFURCATION, OPEN APPROACH
5.3.2 Prior nontraumatic amputation or peripheral vascular procedure (eg, stenting or surgical revascularization), due to peripheral arterial ischemia	04CM0ZZ	PX	EXTIRPATION OF MATTER FROM RIGHT POPLITEAL ARTERY, OPEN APPROACH
5.3.2 Prior nontraumatic amputation or peripheral vascular procedure (eg, stenting or surgical revascularization), due to peripheral arterial ischemia	04CM3Z6	PX	EXTIRPATION OF MATTER FROM RIGHT POPLITEAL ARTERY, BIFURCATION, PERCUTANEOUS APPROACH
5.3.2 Prior nontraumatic amputation or peripheral vascular procedure (eg, stenting or surgical revascularization), due to peripheral arterial ischemia	04CM3ZZ	PX	EXTIRPATION OF MATTER FROM RIGHT POPLITEAL ARTERY, PERCUTANEOUS APPROACH
5.3.2 Prior nontraumatic amputation or peripheral vascular procedure (eg, stenting or surgical revascularization), due to peripheral arterial ischemia	04CM4Z6	PX	EXTIRPATION OF MATTER FROM RIGHT POPLITEAL ARTERY, BIFURCATION, PERCUTANEOUS ENDOSCOPIC APPROACH
5.3.2 Prior nontraumatic amputation or peripheral vascular procedure (eg, stenting or surgical revascularization), due to peripheral arterial ischemia	04CM4ZZ	PX	EXTIRPATION OF MATTER FROM RIGHT POPLITEAL ARTERY, PERCUTANEOUS ENDOSCOPIC APPROACH
5.3.2 Prior nontraumatic amputation or peripheral vascular procedure (eg, stenting or surgical revascularization), due to peripheral arterial ischemia	04CN0Z6	PX	EXTIRPATION OF MATTER FROM LEFT POPLITEAL ARTERY, BIFURCATION, OPEN APPROACH
5.3.2 Prior nontraumatic amputation or peripheral vascular procedure (eg, stenting or surgical revascularization), due to peripheral arterial ischemia	04CN0ZZ	PX	EXTIRPATION OF MATTER FROM LEFT POPLITEAL ARTERY, OPEN APPROACH
5.3.2 Prior nontraumatic amputation or peripheral vascular procedure (eg, stenting or surgical revascularization), due to peripheral arterial ischemia	04CN3Z6	PX	EXTIRPATION OF MATTER FROM LEFT POPLITEAL ARTERY, BIFURCATION, PERCUTANEOUS APPROACH

5.3.2	Prior nontraumatic amputation or peripheral vascular procedure (eg, stenting or surgical revascularization), due to peripheral arterial ischemia	04CN3ZZ	PX	EXTIRPATION OF MATTER FROM LEFT POPLITEAL ARTERY, PERCUTANEOUS APPROACH
5.3.2	Prior nontraumatic amputation or peripheral vascular procedure (eg, stenting or surgical revascularization), due to peripheral arterial ischemia	04CN4Z6	PX	EXTIRPATION OF MATTER FROM LEFT POPLITEAL ARTERY, BIFURCATION, PERCUTANEOUS ENDOSCOPIC APPROACH
5.3.2	Prior nontraumatic amputation or peripheral vascular procedure (eg, stenting or surgical revascularization), due to peripheral arterial ischemia	04CN4ZZ	PX	EXTIRPATION OF MATTER FROM LEFT POPLITEAL ARTERY, PERCUTANEOUS ENDOSCOPIC APPROACH
5.3.2	Prior nontraumatic amputation or peripheral vascular procedure (eg, stenting or surgical revascularization), due to peripheral arterial ischemia	04CP0Z6	PX	EXTIRPATION OF MATTER FROM RIGHT ANTERIOR TIBIAL ARTERY, BIFURCATION, OPEN APPROACH
5.3.2	Prior nontraumatic amputation or peripheral vascular procedure (eg, stenting or surgical revascularization), due to peripheral arterial ischemia	04CP0ZZ	PX	EXTIRPATION OF MATTER FROM RIGHT ANTERIOR TIBIAL ARTERY, OPEN APPROACH
5.3.2	Prior nontraumatic amputation or peripheral vascular procedure (eg, stenting or surgical revascularization), due to peripheral arterial ischemia	04CP3Z6	PX	EXTIRPATION OF MATTER FROM RIGHT ANTERIOR TIBIAL ARTERY, BIFURCATION, PERCUTANEOUS APPROACH
5.3.2	Prior nontraumatic amputation or peripheral vascular procedure (eg, stenting or surgical revascularization), due to peripheral arterial ischemia	04CP3ZZ	PX	EXTIRPATION OF MATTER FROM RIGHT ANTERIOR TIBIAL ARTERY, PERCUTANEOUS APPROACH
5.3.2	Prior nontraumatic amputation or peripheral vascular procedure (eg, stenting or surgical revascularization), due to peripheral arterial ischemia	04CP4Z6	PX	EXTIRPATION OF MATTER FROM RIGHT ANTERIOR TIBIAL ARTERY, BIFURCATION, PERCUTANEOUS ENDOSCOPIC APPROACH
5.3.2	Prior nontraumatic amputation or peripheral vascular procedure (eg, stenting or surgical revascularization), due to peripheral arterial ischemia	04CP4ZZ	PX	EXTIRPATION OF MATTER FROM RIGHT ANTERIOR TIBIAL ARTERY, PERCUTANEOUS ENDOSCOPIC APPROACH
5.3.2	Prior nontraumatic amputation or peripheral vascular procedure (eg, stenting or surgical revascularization), due to peripheral arterial ischemia	04CQ0Z6	PX	EXTIRPATION OF MATTER FROM LEFT ANTERIOR TIBIAL ARTERY, BIFURCATION, OPEN APPROACH
5.3.2	Prior nontraumatic amputation or peripheral vascular procedure (eg, stenting or surgical revascularization), due to peripheral arterial ischemia	04CQ0ZZ	PX	EXTIRPATION OF MATTER FROM LEFT ANTERIOR TIBIAL ARTERY, OPEN APPROACH
5.3.2	Prior nontraumatic amputation or peripheral vascular procedure (eg, stenting or surgical revascularization), due to peripheral arterial ischemia	04CQ3Z6	PX	EXTIRPATION OF MATTER FROM LEFT ANTERIOR TIBIAL ARTERY, BIFURCATION, PERCUTANEOUS APPROACH

5.3.2	Prior nontraumatic amputation or peripheral vascular procedure (eg, stenting or surgical revascularization), due to peripheral arterial ischemia	04CQ3ZZ	PX	EXTIRPATION OF MATTER FROM LEFT ANTERIOR TIBIAL ARTERY, PERCUTANEOUS APPROACH
5.3.2	Prior nontraumatic amputation or peripheral vascular procedure (eg, stenting or surgical revascularization), due to peripheral arterial ischemia	04CQ4Z6	PX	EXTIRPATION OF MATTER FROM LEFT ANTERIOR TIBIAL ARTERY, BIFURCATION, PERCUTANEOUS ENDOSCOPIC APPROACH
5.3.2	Prior nontraumatic amputation or peripheral vascular procedure (eg, stenting or surgical revascularization), due to peripheral arterial ischemia	04CQ4ZZ	PX	EXTIRPATION OF MATTER FROM LEFT ANTERIOR TIBIAL ARTERY, PERCUTANEOUS ENDOSCOPIC APPROACH
5.3.2	Prior nontraumatic amputation or peripheral vascular procedure (eg, stenting or surgical revascularization), due to peripheral arterial ischemia	04CR0Z6	PX	EXTIRPATION OF MATTER FROM RIGHT POSTERIOR TIBIAL ARTERY, BIFURCATION, OPEN APPROACH
5.3.2	Prior nontraumatic amputation or peripheral vascular procedure (eg, stenting or surgical revascularization), due to peripheral arterial ischemia	04CR0ZZ	PX	EXTIRPATION OF MATTER FROM RIGHT POSTERIOR TIBIAL ARTERY, OPEN APPROACH
5.3.2	Prior nontraumatic amputation or peripheral vascular procedure (eg, stenting or surgical revascularization), due to peripheral arterial ischemia	04CR3Z6	PX	EXTIRPATION OF MATTER FROM RIGHT POSTERIOR TIBIAL ARTERY, BIFURCATION, PERCUTANEOUS APPROACH
5.3.2	Prior nontraumatic amputation or peripheral vascular procedure (eg, stenting or surgical revascularization), due to peripheral arterial ischemia	04CR3ZZ	PX	EXTIRPATION OF MATTER FROM RIGHT POSTERIOR TIBIAL ARTERY, PERCUTANEOUS APPROACH
5.3.2	Prior nontraumatic amputation or peripheral vascular procedure (eg, stenting or surgical revascularization), due to peripheral arterial ischemia	04CR4Z6	PX	EXTIRPATION OF MATTER FROM RIGHT POSTERIOR TIBIAL ARTERY, BIFURCATION, PERCUTANEOUS ENDOSCOPIC APPROACH
5.3.2	Prior nontraumatic amputation or peripheral vascular procedure (eg, stenting or surgical revascularization), due to peripheral arterial ischemia	04CR4ZZ	PX	EXTIRPATION OF MATTER FROM RIGHT POSTERIOR TIBIAL ARTERY, PERCUTANEOUS ENDOSCOPIC APPROACH
5.3.2	Prior nontraumatic amputation or peripheral vascular procedure (eg, stenting or surgical revascularization), due to peripheral arterial ischemia	04CS0Z6	PX	EXTIRPATION OF MATTER FROM LEFT POSTERIOR TIBIAL ARTERY, BIFURCATION, OPEN APPROACH
5.3.2	Prior nontraumatic amputation or peripheral vascular procedure (eg, stenting or surgical revascularization), due to peripheral arterial ischemia	04CS0ZZ	PX	EXTIRPATION OF MATTER FROM LEFT POSTERIOR TIBIAL ARTERY, OPEN APPROACH
5.3.2	Prior nontraumatic amputation or peripheral vascular procedure (eg, stenting or surgical revascularization), due to peripheral arterial ischemia	04CS3Z6	PX	EXTIRPATION OF MATTER FROM LEFT POSTERIOR TIBIAL ARTERY, BIFURCATION, PERCUTANEOUS APPROACH

5.3.2 Prior nontraumatic amputation or peripheral vascular procedure (eg, stenting or surgical revascularization), due to peripheral arterial ischemia	04CS3ZZ	PX	EXTIRPATION OF MATTER FROM LEFT POSTERIOR TIBIAL ARTERY, PERCUTANEOUS APPROACH
5.3.2 Prior nontraumatic amputation or peripheral vascular procedure (eg, stenting or surgical revascularization), due to peripheral arterial ischemia	04CS4Z6	PX	EXTIRPATION OF MATTER FROM LEFT POSTERIOR TIBIAL ARTERY, BIFURCATION, PERCUTANEOUS ENDOSCOPIC APPROACH
5.3.2 Prior nontraumatic amputation or peripheral vascular procedure (eg, stenting or surgical revascularization), due to peripheral arterial ischemia	04CS4ZZ	PX	EXTIRPATION OF MATTER FROM LEFT POSTERIOR TIBIAL ARTERY, PERCUTANEOUS ENDOSCOPIC APPROACH
5.3.2 Prior nontraumatic amputation or peripheral vascular procedure (eg, stenting or surgical revascularization), due to peripheral arterial ischemia	04CT0Z6	PX	EXTIRPATION OF MATTER FROM RIGHT PERONEAL ARTERY, BIFURCATION, OPEN APPROACH
5.3.2 Prior nontraumatic amputation or peripheral vascular procedure (eg, stenting or surgical revascularization), due to peripheral arterial ischemia	04CT0ZZ	PX	EXTIRPATION OF MATTER FROM RIGHT PERONEAL ARTERY, OPEN APPROACH
5.3.2 Prior nontraumatic amputation or peripheral vascular procedure (eg, stenting or surgical revascularization), due to peripheral arterial ischemia	04CT3Z6	PX	EXTIRPATION OF MATTER FROM RIGHT PERONEAL ARTERY, BIFURCATION, PERCUTANEOUS APPROACH
5.3.2 Prior nontraumatic amputation or peripheral vascular procedure (eg, stenting or surgical revascularization), due to peripheral arterial ischemia	04CT3ZZ	PX	EXTIRPATION OF MATTER FROM RIGHT PERONEAL ARTERY, PERCUTANEOUS APPROACH
5.3.2 Prior nontraumatic amputation or peripheral vascular procedure (eg, stenting or surgical revascularization), due to peripheral arterial ischemia	04CT4Z6	PX	EXTIRPATION OF MATTER FROM RIGHT PERONEAL ARTERY, BIFURCATION, PERCUTANEOUS ENDOSCOPIC APPROACH
5.3.2 Prior nontraumatic amputation or peripheral vascular procedure (eg, stenting or surgical revascularization), due to peripheral arterial ischemia	04CT4ZZ	PX	EXTIRPATION OF MATTER FROM RIGHT PERONEAL ARTERY, PERCUTANEOUS ENDOSCOPIC APPROACH
5.3.2 Prior nontraumatic amputation or peripheral vascular procedure (eg, stenting or surgical revascularization), due to peripheral arterial ischemia	04CU0Z6	PX	EXTIRPATION OF MATTER FROM LEFT PERONEAL ARTERY, BIFURCATION, OPEN APPROACH
5.3.2 Prior nontraumatic amputation or peripheral vascular procedure (eg, stenting or surgical revascularization), due to peripheral arterial ischemia	04CU0ZZ	PX	EXTIRPATION OF MATTER FROM LEFT PERONEAL ARTERY, OPEN APPROACH
5.3.2 Prior nontraumatic amputation or peripheral vascular procedure (eg, stenting or surgical revascularization), due to peripheral arterial ischemia	04CU3Z6	PX	EXTIRPATION OF MATTER FROM LEFT PERONEAL ARTERY, BIFURCATION, PERCUTANEOUS APPROACH

5.3.2 Prior nontraumatic amputation or peripheral vascular procedure (eg, stenting or surgical revascularization), due to peripheral arterial ischemia	04CU3ZZ	PX	EXTIRPATION OF MATTER FROM LEFT PERONEAL ARTERY, PERCUTANEOUS APPROACH
5.3.2 Prior nontraumatic amputation or peripheral vascular procedure (eg, stenting or surgical revascularization), due to peripheral arterial ischemia	04CU4Z6	PX	EXTIRPATION OF MATTER FROM LEFT PERONEAL ARTERY, BIFURCATION, PERCUTANEOUS ENDOSCOPIC APPROACH
5.3.2 Prior nontraumatic amputation or peripheral vascular procedure (eg, stenting or surgical revascularization), due to peripheral arterial ischemia	04CU4ZZ	PX	EXTIRPATION OF MATTER FROM LEFT PERONEAL ARTERY, PERCUTANEOUS ENDOSCOPIC APPROACH
5.3.2 Prior nontraumatic amputation or peripheral vascular procedure (eg, stenting or surgical revascularization), due to peripheral arterial ischemia	04CV0Z6	PX	EXTIRPATION OF MATTER FROM RIGHT FOOT ARTERY, BIFURCATION, OPEN APPROACH
5.3.2 Prior nontraumatic amputation or peripheral vascular procedure (eg, stenting or surgical revascularization), due to peripheral arterial ischemia	04CV0ZZ	PX	EXTIRPATION OF MATTER FROM RIGHT FOOT ARTERY, OPEN APPROACH
5.3.2 Prior nontraumatic amputation or peripheral vascular procedure (eg, stenting or surgical revascularization), due to peripheral arterial ischemia	04CV3Z6	PX	EXTIRPATION OF MATTER FROM RIGHT FOOT ARTERY, BIFURCATION, PERCUTANEOUS APPROACH
5.3.2 Prior nontraumatic amputation or peripheral vascular procedure (eg, stenting or surgical revascularization), due to peripheral arterial ischemia	04CV3ZZ	PX	EXTIRPATION OF MATTER FROM RIGHT FOOT ARTERY, PERCUTANEOUS APPROACH
5.3.2 Prior nontraumatic amputation or peripheral vascular procedure (eg, stenting or surgical revascularization), due to peripheral arterial ischemia	04CV4Z6	PX	EXTIRPATION OF MATTER FROM RIGHT FOOT ARTERY, BIFURCATION, PERCUTANEOUS ENDOSCOPIC APPROACH
5.3.2 Prior nontraumatic amputation or peripheral vascular procedure (eg, stenting or surgical revascularization), due to peripheral arterial ischemia	04CV4ZZ	PX	EXTIRPATION OF MATTER FROM RIGHT FOOT ARTERY, PERCUTANEOUS ENDOSCOPIC APPROACH
5.3.2 Prior nontraumatic amputation or peripheral vascular procedure (eg, stenting or surgical revascularization), due to peripheral arterial ischemia	04CW0Z6	PX	EXTIRPATION OF MATTER FROM LEFT FOOT ARTERY, BIFURCATION, OPEN APPROACH
5.3.2 Prior nontraumatic amputation or peripheral vascular procedure (eg, stenting or surgical revascularization), due to peripheral arterial ischemia	04CW0ZZ	PX	EXTIRPATION OF MATTER FROM LEFT FOOT ARTERY, OPEN APPROACH
5.3.2 Prior nontraumatic amputation or peripheral vascular procedure (eg, stenting or surgical revascularization), due to peripheral arterial ischemia	04CW3Z6	PX	EXTIRPATION OF MATTER FROM LEFT FOOT ARTERY, BIFURCATION, PERCUTANEOUS APPROACH

5.3.2	Prior nontraumatic amputation or peripheral vascular procedure (eg, stenting or surgical revascularization), due to peripheral arterial ischemia	04CW3ZZ	PX	EXTIRPATION OF MATTER FROM LEFT FOOT ARTERY, PERCUTANEOUS APPROACH
5.3.2	Prior nontraumatic amputation or peripheral vascular procedure (eg, stenting or surgical revascularization), due to peripheral arterial ischemia	04CW4Z6	PX	EXTIRPATION OF MATTER FROM LEFT FOOT ARTERY, BIFURCATION, PERCUTANEOUS ENDOSCOPIC APPROACH
5.3.2	Prior nontraumatic amputation or peripheral vascular procedure (eg, stenting or surgical revascularization), due to peripheral arterial ischemia	04CW4ZZ	PX	EXTIRPATION OF MATTER FROM LEFT FOOT ARTERY, PERCUTANEOUS ENDOSCOPIC APPROACH
5.3.2	Prior nontraumatic amputation or peripheral vascular procedure (eg, stenting or surgical revascularization), due to peripheral arterial ischemia	04CY0Z6	PX	EXTIRPATION OF MATTER FROM LOWER ARTERY, BIFURCATION, OPEN APPROACH
5.3.2	Prior nontraumatic amputation or peripheral vascular procedure (eg, stenting or surgical revascularization), due to peripheral arterial ischemia	04CY0ZZ	PX	EXTIRPATION OF MATTER FROM LOWER ARTERY, OPEN APPROACH
5.3.2	Prior nontraumatic amputation or peripheral vascular procedure (eg, stenting or surgical revascularization), due to peripheral arterial ischemia	04CY3Z6	PX	EXTIRPATION OF MATTER FROM LOWER ARTERY, BIFURCATION, PERCUTANEOUS APPROACH
5.3.2	Prior nontraumatic amputation or peripheral vascular procedure (eg, stenting or surgical revascularization), due to peripheral arterial ischemia	04CY3ZZ	PX	EXTIRPATION OF MATTER FROM LOWER ARTERY, PERCUTANEOUS APPROACH
5.3.2	Prior nontraumatic amputation or peripheral vascular procedure (eg, stenting or surgical revascularization), due to peripheral arterial ischemia	04CY4Z6	PX	EXTIRPATION OF MATTER FROM LOWER ARTERY, BIFURCATION, PERCUTANEOUS ENDOSCOPIC APPROACH
5.3.2	Prior nontraumatic amputation or peripheral vascular procedure (eg, stenting or surgical revascularization), due to peripheral arterial ischemia	04CY4ZZ	PX	EXTIRPATION OF MATTER FROM LOWER ARTERY, PERCUTANEOUS ENDOSCOPIC APPROACH
5.3.2	Prior nontraumatic amputation or peripheral vascular procedure (eg, stenting or surgical revascularization), due to peripheral arterial ischemia	04FC3Z0	PX	FRAGMENTATION OF RIGHT COMMON ILIAC ARTERY, PERCUTANEOUS APPROACH, ULTRASONIC
5.3.2	Prior nontraumatic amputation or peripheral vascular procedure (eg, stenting or surgical revascularization), due to peripheral arterial ischemia	04FC3ZZ	PX	FRAGMENTATION OF RIGHT COMMON ILIAC ARTERY, PERCUTANEOUS APPROACH
5.3.2	Prior nontraumatic amputation or peripheral vascular procedure (eg, stenting or surgical revascularization), due to peripheral arterial ischemia	04FD3Z0	PX	FRAGMENTATION OF LEFT COMMON ILIAC ARTERY, PERCUTANEOUS APPROACH, ULTRASONIC

5.3.2	Prior nontraumatic amputation or peripheral vascular procedure (eg, stenting or surgical revascularization), due to peripheral arterial ischemia	04FD3ZZ	PX	FRAGMENTATION OF LEFT COMMON ILIAC ARTERY, PERCUTANEOUS APPROACH
5.3.2	Prior nontraumatic amputation or peripheral vascular procedure (eg, stenting or surgical revascularization), due to peripheral arterial ischemia	04FE3Z0	PX	FRAGMENTATION OF RIGHT INTERNAL ILIAC ARTERY, PERCUTANEOUS APPROACH, ULTRASONIC
5.3.2	Prior nontraumatic amputation or peripheral vascular procedure (eg, stenting or surgical revascularization), due to peripheral arterial ischemia	04FE3ZZ	PX	FRAGMENTATION OF RIGHT INTERNAL ILIAC ARTERY, PERCUTANEOUS APPROACH
5.3.2	Prior nontraumatic amputation or peripheral vascular procedure (eg, stenting or surgical revascularization), due to peripheral arterial ischemia	04FF3Z0	PX	FRAGMENTATION OF LEFT INTERNAL ILIAC ARTERY, PERCUTANEOUS APPROACH, ULTRASONIC
5.3.2	Prior nontraumatic amputation or peripheral vascular procedure (eg, stenting or surgical revascularization), due to peripheral arterial ischemia	04FF3ZZ	PX	FRAGMENTATION OF LEFT INTERNAL ILIAC ARTERY, PERCUTANEOUS APPROACH
5.3.2	Prior nontraumatic amputation or peripheral vascular procedure (eg, stenting or surgical revascularization), due to peripheral arterial ischemia	04FH3Z0	PX	FRAGMENTATION OF RIGHT EXTERNAL ILIAC ARTERY, PERCUTANEOUS APPROACH, ULTRASONIC
5.3.2	Prior nontraumatic amputation or peripheral vascular procedure (eg, stenting or surgical revascularization), due to peripheral arterial ischemia	04FH3ZZ	PX	FRAGMENTATION OF RIGHT EXTERNAL ILIAC ARTERY, PERCUTANEOUS APPROACH
5.3.2	Prior nontraumatic amputation or peripheral vascular procedure (eg, stenting or surgical revascularization), due to peripheral arterial ischemia	04FJ3Z0	PX	FRAGMENTATION OF LEFT EXTERNAL ILIAC ARTERY, PERCUTANEOUS APPROACH, ULTRASONIC
5.3.2	Prior nontraumatic amputation or peripheral vascular procedure (eg, stenting or surgical revascularization), due to peripheral arterial ischemia	04FJ3ZZ	PX	FRAGMENTATION OF LEFT EXTERNAL ILIAC ARTERY, PERCUTANEOUS APPROACH
5.3.2	Prior nontraumatic amputation or peripheral vascular procedure (eg, stenting or surgical revascularization), due to peripheral arterial ischemia	04FK3Z0	PX	FRAGMENTATION OF RIGHT FEMORAL ARTERY, PERCUTANEOUS APPROACH, ULTRASONIC
5.3.2	Prior nontraumatic amputation or peripheral vascular procedure (eg, stenting or surgical revascularization), due to peripheral arterial ischemia	04FK3ZZ	PX	FRAGMENTATION OF RIGHT FEMORAL ARTERY, PERCUTANEOUS APPROACH
5.3.2	Prior nontraumatic amputation or peripheral vascular procedure (eg, stenting or surgical revascularization), due to peripheral arterial ischemia	04FL3Z0	PX	FRAGMENTATION OF LEFT FEMORAL ARTERY, PERCUTANEOUS APPROACH, ULTRASONIC

5.3.2	Prior nontraumatic amputation or peripheral vascular procedure (eg, stenting or surgical revascularization), due to peripheral arterial ischemia	04FL3ZZ	PX	FRAGMENTATION OF LEFT FEMORAL ARTERY, PERCUTANEOUS APPROACH
5.3.2	Prior nontraumatic amputation or peripheral vascular procedure (eg, stenting or surgical revascularization), due to peripheral arterial ischemia	04FM3ZO	PX	FRAGMENTATION OF RIGHT POPLITEAL ARTERY, PERCUTANEOUS APPROACH, ULTRASONIC
5.3.2	Prior nontraumatic amputation or peripheral vascular procedure (eg, stenting or surgical revascularization), due to peripheral arterial ischemia	04FM3ZZ	PX	FRAGMENTATION OF RIGHT POPLITEAL ARTERY, PERCUTANEOUS APPROACH
5.3.2	Prior nontraumatic amputation or peripheral vascular procedure (eg, stenting or surgical revascularization), due to peripheral arterial ischemia	04FN3ZO	PX	FRAGMENTATION OF LEFT POPLITEAL ARTERY, PERCUTANEOUS APPROACH, ULTRASONIC
5.3.2	Prior nontraumatic amputation or peripheral vascular procedure (eg, stenting or surgical revascularization), due to peripheral arterial ischemia	04FN3ZZ	PX	FRAGMENTATION OF LEFT POPLITEAL ARTERY, PERCUTANEOUS APPROACH
5.3.2	Prior nontraumatic amputation or peripheral vascular procedure (eg, stenting or surgical revascularization), due to peripheral arterial ischemia	04FP3ZO	PX	FRAGMENTATION OF RIGHT ANTERIOR TIBIAL ARTERY, PERCUTANEOUS APPROACH, ULTRASONIC
5.3.2	Prior nontraumatic amputation or peripheral vascular procedure (eg, stenting or surgical revascularization), due to peripheral arterial ischemia	04FP3ZZ	PX	FRAGMENTATION OF RIGHT ANTERIOR TIBIAL ARTERY, PERCUTANEOUS APPROACH
5.3.2	Prior nontraumatic amputation or peripheral vascular procedure (eg, stenting or surgical revascularization), due to peripheral arterial ischemia	04FQ3ZO	PX	FRAGMENTATION OF LEFT ANTERIOR TIBIAL ARTERY, PERCUTANEOUS APPROACH, ULTRASONIC
5.3.2	Prior nontraumatic amputation or peripheral vascular procedure (eg, stenting or surgical revascularization), due to peripheral arterial ischemia	04FQ3ZZ	PX	FRAGMENTATION OF LEFT ANTERIOR TIBIAL ARTERY, PERCUTANEOUS APPROACH
5.3.2	Prior nontraumatic amputation or peripheral vascular procedure (eg, stenting or surgical revascularization), due to peripheral arterial ischemia	04FR3ZO	PX	FRAGMENTATION OF RIGHT POSTERIOR TIBIAL ARTERY, PERCUTANEOUS APPROACH, ULTRASONIC
5.3.2	Prior nontraumatic amputation or peripheral vascular procedure (eg, stenting or surgical revascularization), due to peripheral arterial ischemia	04FR3ZZ	PX	FRAGMENTATION OF RIGHT POSTERIOR TIBIAL ARTERY, PERCUTANEOUS APPROACH
5.3.2	Prior nontraumatic amputation or peripheral vascular procedure (eg, stenting or surgical revascularization), due to peripheral arterial ischemia	04FS3ZO	PX	FRAGMENTATION OF LEFT POSTERIOR TIBIAL ARTERY, PERCUTANEOUS APPROACH, ULTRASONIC

5.3.2	Prior nontraumatic amputation or peripheral vascular procedure (eg, stenting or surgical revascularization), due to peripheral arterial ischemia	04FS3ZZ	PX	FRAGMENTATION OF LEFT POSTERIOR TIBIAL ARTERY, PERCUTANEOUS APPROACH
5.3.2	Prior nontraumatic amputation or peripheral vascular procedure (eg, stenting or surgical revascularization), due to peripheral arterial ischemia	04FT3Z0	PX	FRAGMENTATION OF RIGHT PERONEAL ARTERY, PERCUTANEOUS APPROACH, ULTRASONIC
5.3.2	Prior nontraumatic amputation or peripheral vascular procedure (eg, stenting or surgical revascularization), due to peripheral arterial ischemia	04FT3ZZ	PX	FRAGMENTATION OF RIGHT PERONEAL ARTERY, PERCUTANEOUS APPROACH
5.3.2	Prior nontraumatic amputation or peripheral vascular procedure (eg, stenting or surgical revascularization), due to peripheral arterial ischemia	04FU3Z0	PX	FRAGMENTATION OF LEFT PERONEAL ARTERY, PERCUTANEOUS APPROACH, ULTRASONIC
5.3.2	Prior nontraumatic amputation or peripheral vascular procedure (eg, stenting or surgical revascularization), due to peripheral arterial ischemia	04FU3ZZ	PX	FRAGMENTATION OF LEFT PERONEAL ARTERY, PERCUTANEOUS APPROACH
5.3.2	Prior nontraumatic amputation or peripheral vascular procedure (eg, stenting or surgical revascularization), due to peripheral arterial ischemia	04FY3Z0	PX	FRAGMENTATION OF LOWER ARTERY, PERCUTANEOUS APPROACH, ULTRASONIC
5.3.2	Prior nontraumatic amputation or peripheral vascular procedure (eg, stenting or surgical revascularization), due to peripheral arterial ischemia	04FY3ZZ	PX	FRAGMENTATION OF LOWER ARTERY, PERCUTANEOUS APPROACH
5.3.2	Prior nontraumatic amputation or peripheral vascular procedure (eg, stenting or surgical revascularization), due to peripheral arterial ischemia	04HC0DZ	PX	INSERTION OF INTRALUMINAL DEVICE INTO RIGHT COMMON ILIAC ARTERY, OPEN APPROACH
5.3.2	Prior nontraumatic amputation or peripheral vascular procedure (eg, stenting or surgical revascularization), due to peripheral arterial ischemia	04HC3DZ	PX	INSERTION OF INTRALUMINAL DEVICE INTO RIGHT COMMON ILIAC ARTERY, PERCUTANEOUS APPROACH
5.3.2	Prior nontraumatic amputation or peripheral vascular procedure (eg, stenting or surgical revascularization), due to peripheral arterial ischemia	04HC4DZ	PX	INSERTION OF INTRALUMINAL DEVICE INTO RIGHT COMMON ILIAC ARTERY, PERCUTANEOUS ENDOSCOPIC APPROACH
5.3.2	Prior nontraumatic amputation or peripheral vascular procedure (eg, stenting or surgical revascularization), due to peripheral arterial ischemia	04HD0DZ	PX	INSERTION OF INTRALUMINAL DEVICE INTO LEFT COMMON ILIAC ARTERY, OPEN APPROACH
5.3.2	Prior nontraumatic amputation or peripheral vascular procedure (eg, stenting or surgical revascularization), due to peripheral arterial ischemia	04HD3DZ	PX	INSERTION OF INTRALUMINAL DEVICE INTO LEFT COMMON ILIAC ARTERY, PERCUTANEOUS APPROACH

5.3.2 Prior nontraumatic amputation or peripheral vascular procedure (eg, stenting or surgical revascularization), due to peripheral arterial ischemia	04HD4DZ	PX	INSERTION OF INTRALUMINAL DEVICE INTO LEFT COMMON ILIAC ARTERY, PERCUTANEOUS ENDOSCOPIC APPROACH
5.3.2 Prior nontraumatic amputation or peripheral vascular procedure (eg, stenting or surgical revascularization), due to peripheral arterial ischemia	04HE0DZ	PX	INSERTION OF INTRALUMINAL DEVICE INTO RIGHT INTERNAL ILIAC ARTERY, OPEN APPROACH
5.3.2 Prior nontraumatic amputation or peripheral vascular procedure (eg, stenting or surgical revascularization), due to peripheral arterial ischemia	04HE3DZ	PX	INSERTION OF INTRALUMINAL DEVICE INTO RIGHT INTERNAL ILIAC ARTERY, PERCUTANEOUS APPROACH
5.3.2 Prior nontraumatic amputation or peripheral vascular procedure (eg, stenting or surgical revascularization), due to peripheral arterial ischemia	04HE4DZ	PX	INSERTION OF INTRALUMINAL DEVICE INTO RIGHT INTERNAL ILIAC ARTERY, PERCUTANEOUS ENDOSCOPIC APPROACH
5.3.2 Prior nontraumatic amputation or peripheral vascular procedure (eg, stenting or surgical revascularization), due to peripheral arterial ischemia	04HF0DZ	PX	INSERTION OF INTRALUMINAL DEVICE INTO LEFT INTERNAL ILIAC ARTERY, OPEN APPROACH
5.3.2 Prior nontraumatic amputation or peripheral vascular procedure (eg, stenting or surgical revascularization), due to peripheral arterial ischemia	04HF3DZ	PX	INSERTION OF INTRALUMINAL DEVICE INTO LEFT INTERNAL ILIAC ARTERY, PERCUTANEOUS APPROACH
5.3.2 Prior nontraumatic amputation or peripheral vascular procedure (eg, stenting or surgical revascularization), due to peripheral arterial ischemia	04HF4DZ	PX	INSERTION OF INTRALUMINAL DEVICE INTO LEFT INTERNAL ILIAC ARTERY, PERCUTANEOUS ENDOSCOPIC APPROACH
5.3.2 Prior nontraumatic amputation or peripheral vascular procedure (eg, stenting or surgical revascularization), due to peripheral arterial ischemia	04HH0DZ	PX	INSERTION OF INTRALUMINAL DEVICE INTO RIGHT EXTERNAL ILIAC ARTERY, OPEN APPROACH
5.3.2 Prior nontraumatic amputation or peripheral vascular procedure (eg, stenting or surgical revascularization), due to peripheral arterial ischemia	04HH3DZ	PX	INSERTION OF INTRALUMINAL DEVICE INTO RIGHT EXTERNAL ILIAC ARTERY, PERCUTANEOUS APPROACH
5.3.2 Prior nontraumatic amputation or peripheral vascular procedure (eg, stenting or surgical revascularization), due to peripheral arterial ischemia	04HH4DZ	PX	INSERTION OF INTRALUMINAL DEVICE INTO RIGHT EXTERNAL ILIAC ARTERY, PERCUTANEOUS ENDOSCOPIC APPROACH
5.3.2 Prior nontraumatic amputation or peripheral vascular procedure (eg, stenting or surgical revascularization), due to peripheral arterial ischemia	04HJ0DZ	PX	INSERTION OF INTRALUMINAL DEVICE INTO LEFT EXTERNAL ILIAC ARTERY, OPEN APPROACH
5.3.2 Prior nontraumatic amputation or peripheral vascular procedure (eg, stenting or surgical revascularization), due to peripheral arterial ischemia	04HJ3DZ	PX	INSERTION OF INTRALUMINAL DEVICE INTO LEFT EXTERNAL ILIAC ARTERY, PERCUTANEOUS APPROACH

5.3.2 Prior nontraumatic amputation or peripheral vascular procedure (eg, stenting or surgical revascularization), due to peripheral arterial ischemia	04HJ4DZ	PX	INSERTION OF INTRALUMINAL DEVICE INTO LEFT EXTERNAL ILIAC ARTERY, PERCUTANEOUS ENDOSCOPIC APPROACH
5.3.2 Prior nontraumatic amputation or peripheral vascular procedure (eg, stenting or surgical revascularization), due to peripheral arterial ischemia	04HK0DZ	PX	INSERTION OF INTRALUMINAL DEVICE INTO RIGHT FEMORAL ARTERY, OPEN APPROACH
5.3.2 Prior nontraumatic amputation or peripheral vascular procedure (eg, stenting or surgical revascularization), due to peripheral arterial ischemia	04HK3DZ	PX	INSERTION OF INTRALUMINAL DEVICE INTO RIGHT FEMORAL ARTERY, PERCUTANEOUS APPROACH
5.3.2 Prior nontraumatic amputation or peripheral vascular procedure (eg, stenting or surgical revascularization), due to peripheral arterial ischemia	04HK4DZ	PX	INSERTION OF INTRALUMINAL DEVICE INTO RIGHT FEMORAL ARTERY, PERCUTANEOUS ENDOSCOPIC APPROACH
5.3.2 Prior nontraumatic amputation or peripheral vascular procedure (eg, stenting or surgical revascularization), due to peripheral arterial ischemia	04HL0DZ	PX	INSERTION OF INTRALUMINAL DEVICE INTO LEFT FEMORAL ARTERY, OPEN APPROACH
5.3.2 Prior nontraumatic amputation or peripheral vascular procedure (eg, stenting or surgical revascularization), due to peripheral arterial ischemia	04HL3DZ	PX	INSERTION OF INTRALUMINAL DEVICE INTO LEFT FEMORAL ARTERY, PERCUTANEOUS APPROACH
5.3.2 Prior nontraumatic amputation or peripheral vascular procedure (eg, stenting or surgical revascularization), due to peripheral arterial ischemia	04HL4DZ	PX	INSERTION OF INTRALUMINAL DEVICE INTO LEFT FEMORAL ARTERY, PERCUTANEOUS ENDOSCOPIC APPROACH
5.3.2 Prior nontraumatic amputation or peripheral vascular procedure (eg, stenting or surgical revascularization), due to peripheral arterial ischemia	04HM0DZ	PX	INSERTION OF INTRALUMINAL DEVICE INTO RIGHT POPLITEAL ARTERY, OPEN APPROACH
5.3.2 Prior nontraumatic amputation or peripheral vascular procedure (eg, stenting or surgical revascularization), due to peripheral arterial ischemia	04HM3DZ	PX	INSERTION OF INTRALUMINAL DEVICE INTO RIGHT POPLITEAL ARTERY, PERCUTANEOUS APPROACH
5.3.2 Prior nontraumatic amputation or peripheral vascular procedure (eg, stenting or surgical revascularization), due to peripheral arterial ischemia	04HM4DZ	PX	INSERTION OF INTRALUMINAL DEVICE INTO RIGHT POPLITEAL ARTERY, PERCUTANEOUS ENDOSCOPIC APPROACH
5.3.2 Prior nontraumatic amputation or peripheral vascular procedure (eg, stenting or surgical revascularization), due to peripheral arterial ischemia	04HN0DZ	PX	INSERTION OF INTRALUMINAL DEVICE INTO LEFT POPLITEAL ARTERY, OPEN APPROACH
5.3.2 Prior nontraumatic amputation or peripheral vascular procedure (eg, stenting or surgical revascularization), due to peripheral arterial ischemia	04HN3DZ	PX	INSERTION OF INTRALUMINAL DEVICE INTO LEFT POPLITEAL ARTERY, PERCUTANEOUS APPROACH

5.3.2 Prior nontraumatic amputation or peripheral vascular procedure (eg, stenting or surgical revascularization), due to peripheral arterial ischemia	04HN4DZ	PX	INSERTION OF INTRALUMINAL DEVICE INTO LEFT POPLITEAL ARTERY, PERCUTANEOUS ENDOSCOPIC APPROACH
5.3.2 Prior nontraumatic amputation or peripheral vascular procedure (eg, stenting or surgical revascularization), due to peripheral arterial ischemia	04HP0DZ	PX	INSERTION OF INTRALUMINAL DEVICE INTO RIGHT ANTERIOR TIBIAL ARTERY, OPEN APPROACH
5.3.2 Prior nontraumatic amputation or peripheral vascular procedure (eg, stenting or surgical revascularization), due to peripheral arterial ischemia	04HP3DZ	PX	INSERTION OF INTRALUMINAL DEVICE INTO RIGHT ANTERIOR TIBIAL ARTERY, PERCUTANEOUS APPROACH
5.3.2 Prior nontraumatic amputation or peripheral vascular procedure (eg, stenting or surgical revascularization), due to peripheral arterial ischemia	04HP4DZ	PX	INSERTION OF INTRALUMINAL DEVICE INTO RIGHT ANTERIOR TIBIAL ARTERY, PERCUTANEOUS ENDOSCOPIC APPROACH
5.3.2 Prior nontraumatic amputation or peripheral vascular procedure (eg, stenting or surgical revascularization), due to peripheral arterial ischemia	04HQ0DZ	PX	INSERTION OF INTRALUMINAL DEVICE INTO LEFT ANTERIOR TIBIAL ARTERY, OPEN APPROACH
5.3.2 Prior nontraumatic amputation or peripheral vascular procedure (eg, stenting or surgical revascularization), due to peripheral arterial ischemia	04HQ3DZ	PX	INSERTION OF INTRALUMINAL DEVICE INTO LEFT ANTERIOR TIBIAL ARTERY, PERCUTANEOUS APPROACH
5.3.2 Prior nontraumatic amputation or peripheral vascular procedure (eg, stenting or surgical revascularization), due to peripheral arterial ischemia	04HQ4DZ	PX	INSERTION OF INTRALUMINAL DEVICE INTO LEFT ANTERIOR TIBIAL ARTERY, PERCUTANEOUS ENDOSCOPIC APPROACH
5.3.2 Prior nontraumatic amputation or peripheral vascular procedure (eg, stenting or surgical revascularization), due to peripheral arterial ischemia	04HR0DZ	PX	INSERTION OF INTRALUMINAL DEVICE INTO RIGHT POSTERIOR TIBIAL ARTERY, OPEN APPROACH
5.3.2 Prior nontraumatic amputation or peripheral vascular procedure (eg, stenting or surgical revascularization), due to peripheral arterial ischemia	04HR3DZ	PX	INSERTION OF INTRALUMINAL DEVICE INTO RIGHT POSTERIOR TIBIAL ARTERY, PERCUTANEOUS APPROACH
5.3.2 Prior nontraumatic amputation or peripheral vascular procedure (eg, stenting or surgical revascularization), due to peripheral arterial ischemia	04HR4DZ	PX	INSERTION OF INTRALUMINAL DEVICE INTO RIGHT POSTERIOR TIBIAL ARTERY, PERCUTANEOUS ENDOSCOPIC APPROACH
5.3.2 Prior nontraumatic amputation or peripheral vascular procedure (eg, stenting or surgical revascularization), due to peripheral arterial ischemia	04HS0DZ	PX	INSERTION OF INTRALUMINAL DEVICE INTO LEFT POSTERIOR TIBIAL ARTERY, OPEN APPROACH
5.3.2 Prior nontraumatic amputation or peripheral vascular procedure (eg, stenting or surgical revascularization), due to peripheral arterial ischemia	04HS3DZ	PX	INSERTION OF INTRALUMINAL DEVICE INTO LEFT POSTERIOR TIBIAL ARTERY, PERCUTANEOUS APPROACH

5.3.2 Prior nontraumatic amputation or peripheral vascular procedure (eg, stenting or surgical revascularization), due to peripheral arterial ischemia	04HS4DZ	PX	INSERTION OF INTRALUMINAL DEVICE INTO LEFT POSTERIOR TIBIAL ARTERY, PERCUTANEOUS ENDOSCOPIC APPROACH
5.3.2 Prior nontraumatic amputation or peripheral vascular procedure (eg, stenting or surgical revascularization), due to peripheral arterial ischemia	04HT0DZ	PX	INSERTION OF INTRALUMINAL DEVICE INTO RIGHT PERONEAL ARTERY, OPEN APPROACH
5.3.2 Prior nontraumatic amputation or peripheral vascular procedure (eg, stenting or surgical revascularization), due to peripheral arterial ischemia	04HT3DZ	PX	INSERTION OF INTRALUMINAL DEVICE INTO RIGHT PERONEAL ARTERY, PERCUTANEOUS APPROACH
5.3.2 Prior nontraumatic amputation or peripheral vascular procedure (eg, stenting or surgical revascularization), due to peripheral arterial ischemia	04HT4DZ	PX	INSERTION OF INTRALUMINAL DEVICE INTO RIGHT PERONEAL ARTERY, PERCUTANEOUS ENDOSCOPIC APPROACH
5.3.2 Prior nontraumatic amputation or peripheral vascular procedure (eg, stenting or surgical revascularization), due to peripheral arterial ischemia	04HU0DZ	PX	INSERTION OF INTRALUMINAL DEVICE INTO LEFT PERONEAL ARTERY, OPEN APPROACH
5.3.2 Prior nontraumatic amputation or peripheral vascular procedure (eg, stenting or surgical revascularization), due to peripheral arterial ischemia	04HU3DZ	PX	INSERTION OF INTRALUMINAL DEVICE INTO LEFT PERONEAL ARTERY, PERCUTANEOUS APPROACH
5.3.2 Prior nontraumatic amputation or peripheral vascular procedure (eg, stenting or surgical revascularization), due to peripheral arterial ischemia	04HU4DZ	PX	INSERTION OF INTRALUMINAL DEVICE INTO LEFT PERONEAL ARTERY, PERCUTANEOUS ENDOSCOPIC APPROACH
5.3.2 Prior nontraumatic amputation or peripheral vascular procedure (eg, stenting or surgical revascularization), due to peripheral arterial ischemia	04HV0DZ	PX	INSERTION OF INTRALUMINAL DEVICE INTO RIGHT FOOT ARTERY, OPEN APPROACH
5.3.2 Prior nontraumatic amputation or peripheral vascular procedure (eg, stenting or surgical revascularization), due to peripheral arterial ischemia	04HV3DZ	PX	INSERTION OF INTRALUMINAL DEVICE INTO RIGHT FOOT ARTERY, PERCUTANEOUS APPROACH
5.3.2 Prior nontraumatic amputation or peripheral vascular procedure (eg, stenting or surgical revascularization), due to peripheral arterial ischemia	04HV4DZ	PX	INSERTION OF INTRALUMINAL DEVICE INTO RIGHT FOOT ARTERY, PERCUTANEOUS ENDOSCOPIC APPROACH
5.3.2 Prior nontraumatic amputation or peripheral vascular procedure (eg, stenting or surgical revascularization), due to peripheral arterial ischemia	04HW0DZ	PX	INSERTION OF INTRALUMINAL DEVICE INTO LEFT FOOT ARTERY, OPEN APPROACH
5.3.2 Prior nontraumatic amputation or peripheral vascular procedure (eg, stenting or surgical revascularization), due to peripheral arterial ischemia	04HW3DZ	PX	INSERTION OF INTRALUMINAL DEVICE INTO LEFT FOOT ARTERY, PERCUTANEOUS APPROACH

5.3.2 Prior nontraumatic amputation or peripheral vascular procedure (eg, stenting or surgical revascularization), due to peripheral arterial ischemia	04HW4DZ	PX	INSERTION OF INTRALUMINAL DEVICE INTO LEFT FOOT ARTERY, PERCUTANEOUS ENDOSCOPIC APPROACH
5.3.2 Prior nontraumatic amputation or peripheral vascular procedure (eg, stenting or surgical revascularization), due to peripheral arterial ischemia	04HY02Z	PX	INSERTION OF MONITORING DEVICE INTO LOWER ARTERY, OPEN APPROACH
5.3.2 Prior nontraumatic amputation or peripheral vascular procedure (eg, stenting or surgical revascularization), due to peripheral arterial ischemia	04HY0DZ	PX	INSERTION OF INTRALUMINAL DEVICE INTO LOWER ARTERY, OPEN APPROACH
5.3.2 Prior nontraumatic amputation or peripheral vascular procedure (eg, stenting or surgical revascularization), due to peripheral arterial ischemia	04HY3DZ	PX	INSERTION OF INTRALUMINAL DEVICE INTO LOWER ARTERY, PERCUTANEOUS APPROACH
5.3.2 Prior nontraumatic amputation or peripheral vascular procedure (eg, stenting or surgical revascularization), due to peripheral arterial ischemia	04HY42Z	PX	INSERTION OF MONITORING DEVICE INTO LOWER ARTERY, PERCUTANEOUS ENDOSCOPIC APPROACH
5.3.2 Prior nontraumatic amputation or peripheral vascular procedure (eg, stenting or surgical revascularization), due to peripheral arterial ischemia	04HY4DZ	PX	INSERTION OF INTRALUMINAL DEVICE INTO LOWER ARTERY, PERCUTANEOUS ENDOSCOPIC APPROACH
5.3.2 Prior nontraumatic amputation or peripheral vascular procedure (eg, stenting or surgical revascularization), due to peripheral arterial ischemia	04NC0ZZ	PX	RELEASE RIGHT COMMON ILIAC ARTERY, OPEN APPROACH
5.3.2 Prior nontraumatic amputation or peripheral vascular procedure (eg, stenting or surgical revascularization), due to peripheral arterial ischemia	04NC3ZZ	PX	RELEASE RIGHT COMMON ILIAC ARTERY, PERCUTANEOUS APPROACH
5.3.2 Prior nontraumatic amputation or peripheral vascular procedure (eg, stenting or surgical revascularization), due to peripheral arterial ischemia	04NC4ZZ	PX	RELEASE RIGHT COMMON ILIAC ARTERY, PERCUTANEOUS ENDOSCOPIC APPROACH
5.3.2 Prior nontraumatic amputation or peripheral vascular procedure (eg, stenting or surgical revascularization), due to peripheral arterial ischemia	04ND0ZZ	PX	RELEASE LEFT COMMON ILIAC ARTERY, OPEN APPROACH
5.3.2 Prior nontraumatic amputation or peripheral vascular procedure (eg, stenting or surgical revascularization), due to peripheral arterial ischemia	04ND3ZZ	PX	RELEASE LEFT COMMON ILIAC ARTERY, PERCUTANEOUS APPROACH
5.3.2 Prior nontraumatic amputation or peripheral vascular procedure (eg, stenting or surgical revascularization), due to peripheral arterial ischemia	04ND4ZZ	PX	RELEASE LEFT COMMON ILIAC ARTERY, PERCUTANEOUS ENDOSCOPIC APPROACH

5.3.2 Prior nontraumatic amputation or peripheral vascular procedure (eg, stenting or surgical revascularization), due to peripheral arterial ischemia	04NE0ZZ	PX	RELEASE RIGHT INTERNAL ILIAC ARTERY, OPEN APPROACH
5.3.2 Prior nontraumatic amputation or peripheral vascular procedure (eg, stenting or surgical revascularization), due to peripheral arterial ischemia	04NE3ZZ	PX	RELEASE RIGHT INTERNAL ILIAC ARTERY, PERCUTANEOUS APPROACH
5.3.2 Prior nontraumatic amputation or peripheral vascular procedure (eg, stenting or surgical revascularization), due to peripheral arterial ischemia	04NE4ZZ	PX	RELEASE RIGHT INTERNAL ILIAC ARTERY, PERCUTANEOUS ENDOSCOPIC APPROACH
5.3.2 Prior nontraumatic amputation or peripheral vascular procedure (eg, stenting or surgical revascularization), due to peripheral arterial ischemia	04NF0ZZ	PX	RELEASE LEFT INTERNAL ILIAC ARTERY, OPEN APPROACH
5.3.2 Prior nontraumatic amputation or peripheral vascular procedure (eg, stenting or surgical revascularization), due to peripheral arterial ischemia	04NF3ZZ	PX	RELEASE LEFT INTERNAL ILIAC ARTERY, PERCUTANEOUS APPROACH
5.3.2 Prior nontraumatic amputation or peripheral vascular procedure (eg, stenting or surgical revascularization), due to peripheral arterial ischemia	04NF4ZZ	PX	RELEASE LEFT INTERNAL ILIAC ARTERY, PERCUTANEOUS ENDOSCOPIC APPROACH
5.3.2 Prior nontraumatic amputation or peripheral vascular procedure (eg, stenting or surgical revascularization), due to peripheral arterial ischemia	04NH0ZZ	PX	RELEASE RIGHT EXTERNAL ILIAC ARTERY, OPEN APPROACH
5.3.2 Prior nontraumatic amputation or peripheral vascular procedure (eg, stenting or surgical revascularization), due to peripheral arterial ischemia	04NH3ZZ	PX	RELEASE RIGHT EXTERNAL ILIAC ARTERY, PERCUTANEOUS APPROACH
5.3.2 Prior nontraumatic amputation or peripheral vascular procedure (eg, stenting or surgical revascularization), due to peripheral arterial ischemia	04NH4ZZ	PX	RELEASE RIGHT EXTERNAL ILIAC ARTERY, PERCUTANEOUS ENDOSCOPIC APPROACH
5.3.2 Prior nontraumatic amputation or peripheral vascular procedure (eg, stenting or surgical revascularization), due to peripheral arterial ischemia	04NJ0ZZ	PX	RELEASE LEFT EXTERNAL ILIAC ARTERY, OPEN APPROACH
5.3.2 Prior nontraumatic amputation or peripheral vascular procedure (eg, stenting or surgical revascularization), due to peripheral arterial ischemia	04NJ3ZZ	PX	RELEASE LEFT EXTERNAL ILIAC ARTERY, PERCUTANEOUS APPROACH
5.3.2 Prior nontraumatic amputation or peripheral vascular procedure (eg, stenting or surgical revascularization), due to peripheral arterial ischemia	04NJ4ZZ	PX	RELEASE LEFT EXTERNAL ILIAC ARTERY, PERCUTANEOUS ENDOSCOPIC APPROACH

5.3.2 Prior nontraumatic amputation or peripheral vascular procedure (eg, stenting or surgical revascularization), due to peripheral arterial ischemia	04NK0ZZ	PX	RELEASE RIGHT FEMORAL ARTERY, OPEN APPROACH
5.3.2 Prior nontraumatic amputation or peripheral vascular procedure (eg, stenting or surgical revascularization), due to peripheral arterial ischemia	04NK3ZZ	PX	RELEASE RIGHT FEMORAL ARTERY, PERCUTANEOUS APPROACH
5.3.2 Prior nontraumatic amputation or peripheral vascular procedure (eg, stenting or surgical revascularization), due to peripheral arterial ischemia	04NK4ZZ	PX	RELEASE RIGHT FEMORAL ARTERY, PERCUTANEOUS ENDOSCOPIC APPROACH
5.3.2 Prior nontraumatic amputation or peripheral vascular procedure (eg, stenting or surgical revascularization), due to peripheral arterial ischemia	04NL0ZZ	PX	RELEASE LEFT FEMORAL ARTERY, OPEN APPROACH
5.3.2 Prior nontraumatic amputation or peripheral vascular procedure (eg, stenting or surgical revascularization), due to peripheral arterial ischemia	04NL3ZZ	PX	RELEASE LEFT FEMORAL ARTERY, PERCUTANEOUS APPROACH
5.3.2 Prior nontraumatic amputation or peripheral vascular procedure (eg, stenting or surgical revascularization), due to peripheral arterial ischemia	04NL4ZZ	PX	RELEASE LEFT FEMORAL ARTERY, PERCUTANEOUS ENDOSCOPIC APPROACH
5.3.2 Prior nontraumatic amputation or peripheral vascular procedure (eg, stenting or surgical revascularization), due to peripheral arterial ischemia	04NM0ZZ	PX	RELEASE RIGHT POPLITEAL ARTERY, OPEN APPROACH
5.3.2 Prior nontraumatic amputation or peripheral vascular procedure (eg, stenting or surgical revascularization), due to peripheral arterial ischemia	04NM3ZZ	PX	RELEASE RIGHT POPLITEAL ARTERY, PERCUTANEOUS APPROACH
5.3.2 Prior nontraumatic amputation or peripheral vascular procedure (eg, stenting or surgical revascularization), due to peripheral arterial ischemia	04NM4ZZ	PX	RELEASE RIGHT POPLITEAL ARTERY, PERCUTANEOUS ENDOSCOPIC APPROACH
5.3.2 Prior nontraumatic amputation or peripheral vascular procedure (eg, stenting or surgical revascularization), due to peripheral arterial ischemia	04NN0ZZ	PX	RELEASE LEFT POPLITEAL ARTERY, OPEN APPROACH
5.3.2 Prior nontraumatic amputation or peripheral vascular procedure (eg, stenting or surgical revascularization), due to peripheral arterial ischemia	04NN3ZZ	PX	RELEASE LEFT POPLITEAL ARTERY, PERCUTANEOUS APPROACH
5.3.2 Prior nontraumatic amputation or peripheral vascular procedure (eg, stenting or surgical revascularization), due to peripheral arterial ischemia	04NN4ZZ	PX	RELEASE LEFT POPLITEAL ARTERY, PERCUTANEOUS ENDOSCOPIC APPROACH

5.3.2 Prior nontraumatic amputation or peripheral vascular procedure (eg, stenting or surgical revascularization), due to peripheral arterial ischemia	04NP0ZZ	PX	RELEASE RIGHT ANTERIOR TIBIAL ARTERY, OPEN APPROACH
5.3.2 Prior nontraumatic amputation or peripheral vascular procedure (eg, stenting or surgical revascularization), due to peripheral arterial ischemia	04NP3ZZ	PX	RELEASE RIGHT ANTERIOR TIBIAL ARTERY, PERCUTANEOUS APPROACH
5.3.2 Prior nontraumatic amputation or peripheral vascular procedure (eg, stenting or surgical revascularization), due to peripheral arterial ischemia	04NP4ZZ	PX	RELEASE RIGHT ANTERIOR TIBIAL ARTERY, PERCUTANEOUS ENDOSCOPIC APPROACH
5.3.2 Prior nontraumatic amputation or peripheral vascular procedure (eg, stenting or surgical revascularization), due to peripheral arterial ischemia	04NQ0ZZ	PX	RELEASE LEFT ANTERIOR TIBIAL ARTERY, OPEN APPROACH
5.3.2 Prior nontraumatic amputation or peripheral vascular procedure (eg, stenting or surgical revascularization), due to peripheral arterial ischemia	04NQ3ZZ	PX	RELEASE LEFT ANTERIOR TIBIAL ARTERY, PERCUTANEOUS APPROACH
5.3.2 Prior nontraumatic amputation or peripheral vascular procedure (eg, stenting or surgical revascularization), due to peripheral arterial ischemia	04NQ4ZZ	PX	RELEASE LEFT ANTERIOR TIBIAL ARTERY, PERCUTANEOUS ENDOSCOPIC APPROACH
5.3.2 Prior nontraumatic amputation or peripheral vascular procedure (eg, stenting or surgical revascularization), due to peripheral arterial ischemia	04NR0ZZ	PX	RELEASE RIGHT POSTERIOR TIBIAL ARTERY, OPEN APPROACH
5.3.2 Prior nontraumatic amputation or peripheral vascular procedure (eg, stenting or surgical revascularization), due to peripheral arterial ischemia	04NR3ZZ	PX	RELEASE RIGHT POSTERIOR TIBIAL ARTERY, PERCUTANEOUS APPROACH
5.3.2 Prior nontraumatic amputation or peripheral vascular procedure (eg, stenting or surgical revascularization), due to peripheral arterial ischemia	04NR4ZZ	PX	RELEASE RIGHT POSTERIOR TIBIAL ARTERY, PERCUTANEOUS ENDOSCOPIC APPROACH
5.3.2 Prior nontraumatic amputation or peripheral vascular procedure (eg, stenting or surgical revascularization), due to peripheral arterial ischemia	04NS0ZZ	PX	RELEASE LEFT POSTERIOR TIBIAL ARTERY, OPEN APPROACH
5.3.2 Prior nontraumatic amputation or peripheral vascular procedure (eg, stenting or surgical revascularization), due to peripheral arterial ischemia	04NS3ZZ	PX	RELEASE LEFT POSTERIOR TIBIAL ARTERY, PERCUTANEOUS APPROACH
5.3.2 Prior nontraumatic amputation or peripheral vascular procedure (eg, stenting or surgical revascularization), due to peripheral arterial ischemia	04NS4ZZ	PX	RELEASE LEFT POSTERIOR TIBIAL ARTERY, PERCUTANEOUS ENDOSCOPIC APPROACH

5.3.2 Prior nontraumatic amputation or peripheral vascular procedure (eg, stenting or surgical revascularization), due to peripheral arterial ischemia	04NT0ZZ	PX	RELEASE RIGHT PERONEAL ARTERY, OPEN APPROACH
5.3.2 Prior nontraumatic amputation or peripheral vascular procedure (eg, stenting or surgical revascularization), due to peripheral arterial ischemia	04NT3ZZ	PX	RELEASE RIGHT PERONEAL ARTERY, PERCUTANEOUS APPROACH
5.3.2 Prior nontraumatic amputation or peripheral vascular procedure (eg, stenting or surgical revascularization), due to peripheral arterial ischemia	04NT4ZZ	PX	RELEASE RIGHT PERONEAL ARTERY, PERCUTANEOUS ENDOSCOPIC APPROACH
5.3.2 Prior nontraumatic amputation or peripheral vascular procedure (eg, stenting or surgical revascularization), due to peripheral arterial ischemia	04NU0ZZ	PX	RELEASE LEFT PERONEAL ARTERY, OPEN APPROACH
5.3.2 Prior nontraumatic amputation or peripheral vascular procedure (eg, stenting or surgical revascularization), due to peripheral arterial ischemia	04NU3ZZ	PX	RELEASE LEFT PERONEAL ARTERY, PERCUTANEOUS APPROACH
5.3.2 Prior nontraumatic amputation or peripheral vascular procedure (eg, stenting or surgical revascularization), due to peripheral arterial ischemia	04NU4ZZ	PX	RELEASE LEFT PERONEAL ARTERY, PERCUTANEOUS ENDOSCOPIC APPROACH
5.3.2 Prior nontraumatic amputation or peripheral vascular procedure (eg, stenting or surgical revascularization), due to peripheral arterial ischemia	04NV0ZZ	PX	RELEASE RIGHT FOOT ARTERY, OPEN APPROACH
5.3.2 Prior nontraumatic amputation or peripheral vascular procedure (eg, stenting or surgical revascularization), due to peripheral arterial ischemia	04NV3ZZ	PX	RELEASE RIGHT FOOT ARTERY, PERCUTANEOUS APPROACH
5.3.2 Prior nontraumatic amputation or peripheral vascular procedure (eg, stenting or surgical revascularization), due to peripheral arterial ischemia	04NV4ZZ	PX	RELEASE RIGHT FOOT ARTERY, PERCUTANEOUS ENDOSCOPIC APPROACH
5.3.2 Prior nontraumatic amputation or peripheral vascular procedure (eg, stenting or surgical revascularization), due to peripheral arterial ischemia	04NW0ZZ	PX	RELEASE LEFT FOOT ARTERY, OPEN APPROACH
5.3.2 Prior nontraumatic amputation or peripheral vascular procedure (eg, stenting or surgical revascularization), due to peripheral arterial ischemia	04NW3ZZ	PX	RELEASE LEFT FOOT ARTERY, PERCUTANEOUS APPROACH
5.3.2 Prior nontraumatic amputation or peripheral vascular procedure (eg, stenting or surgical revascularization), due to peripheral arterial ischemia	04NW4ZZ	PX	RELEASE LEFT FOOT ARTERY, PERCUTANEOUS ENDOSCOPIC APPROACH

5.3.2	Prior nontraumatic amputation or peripheral vascular procedure (eg, stenting or surgical revascularization), due to peripheral arterial ischemia	04NY0ZZ	PX	RELEASE LOWER ARTERY, OPEN APPROACH
5.3.2	Prior nontraumatic amputation or peripheral vascular procedure (eg, stenting or surgical revascularization), due to peripheral arterial ischemia	04NY3ZZ	PX	RELEASE LOWER ARTERY, PERCUTANEOUS APPROACH
5.3.2	Prior nontraumatic amputation or peripheral vascular procedure (eg, stenting or surgical revascularization), due to peripheral arterial ischemia	04NY4ZZ	PX	RELEASE LOWER ARTERY, PERCUTANEOUS ENDOSCOPIC APPROACH
5.3.2	Prior nontraumatic amputation or peripheral vascular procedure (eg, stenting or surgical revascularization), due to peripheral arterial ischemia	T82.310A	DX	BREAKDOWN (MECHANICAL) OF AORTIC (BIFURCATION) GRAFT (REPLACEMENT), INITIAL ENCOUNTER
5.3.2	Prior nontraumatic amputation or peripheral vascular procedure (eg, stenting or surgical revascularization), due to peripheral arterial ischemia	T82.310D	DX	BREAKDOWN (MECHANICAL) OF AORTIC (BIFURCATION) GRAFT (REPLACEMENT), SUBSEQUENT ENCOUNTER
5.3.2	Prior nontraumatic amputation or peripheral vascular procedure (eg, stenting or surgical revascularization), due to peripheral arterial ischemia	T82.310S	DX	BREAKDOWN (MECHANICAL) OF AORTIC (BIFURCATION) GRAFT (REPLACEMENT), SEQUELA
5.3.2	Prior nontraumatic amputation or peripheral vascular procedure (eg, stenting or surgical revascularization), due to peripheral arterial ischemia	T82.312A	DX	BREAKDOWN (MECHANICAL) OF FEMORAL ARTERIAL GRAFT (BYPASS), INITIAL ENCOUNTER
5.3.2	Prior nontraumatic amputation or peripheral vascular procedure (eg, stenting or surgical revascularization), due to peripheral arterial ischemia	T82.312D	DX	BREAKDOWN (MECHANICAL) OF FEMORAL ARTERIAL GRAFT (BYPASS), SUBSEQUENT ENCOUNTER
5.3.2	Prior nontraumatic amputation or peripheral vascular procedure (eg, stenting or surgical revascularization), due to peripheral arterial ischemia	T82.312S	DX	BREAKDOWN (MECHANICAL) OF FEMORAL ARTERIAL GRAFT (BYPASS), SEQUELA
5.3.2	Prior nontraumatic amputation or peripheral vascular procedure (eg, stenting or surgical revascularization), due to peripheral arterial ischemia	T82.320A	DX	DISPLACEMENT OF AORTIC (BIFURCATION) GRAFT (REPLACEMENT), INITIAL ENCOUNTER
5.3.2	Prior nontraumatic amputation or peripheral vascular procedure (eg, stenting or surgical revascularization), due to peripheral arterial ischemia	T82.320D	DX	DISPLACEMENT OF AORTIC (BIFURCATION) GRAFT (REPLACEMENT), SUBSEQUENT ENCOUNTER
5.3.2	Prior nontraumatic amputation or peripheral vascular procedure (eg, stenting or surgical revascularization), due to peripheral arterial ischemia	T82.320S	DX	DISPLACEMENT OF AORTIC (BIFURCATION) GRAFT (REPLACEMENT), SEQUELA

5.3.2	Prior nontraumatic amputation or peripheral vascular procedure (eg, stenting or surgical revascularization), due to peripheral arterial ischemia	T82.322A	DX	DISPLACEMENT OF FEMORAL ARTERIAL GRAFT (BYPASS), INITIAL ENCOUNTER
5.3.2	Prior nontraumatic amputation or peripheral vascular procedure (eg, stenting or surgical revascularization), due to peripheral arterial ischemia	T82.322D	DX	DISPLACEMENT OF FEMORAL ARTERIAL GRAFT (BYPASS), SUBSEQUENT ENCOUNTER
5.3.2	Prior nontraumatic amputation or peripheral vascular procedure (eg, stenting or surgical revascularization), due to peripheral arterial ischemia	T82.322S	DX	DISPLACEMENT OF FEMORAL ARTERIAL GRAFT (BYPASS), SEQUELA
5.3.2	Prior nontraumatic amputation or peripheral vascular procedure (eg, stenting or surgical revascularization), due to peripheral arterial ischemia	T82.330A	DX	LEAKAGE OF AORTIC (BIFURCATION) GRAFT (REPLACEMENT), INITIAL ENCOUNTER
5.3.2	Prior nontraumatic amputation or peripheral vascular procedure (eg, stenting or surgical revascularization), due to peripheral arterial ischemia	T82.330D	DX	LEAKAGE OF AORTIC (BIFURCATION) GRAFT (REPLACEMENT), SUBSEQUENT ENCOUNTER
5.3.2	Prior nontraumatic amputation or peripheral vascular procedure (eg, stenting or surgical revascularization), due to peripheral arterial ischemia	T82.330S	DX	LEAKAGE OF AORTIC (BIFURCATION) GRAFT (REPLACEMENT), SEQUELA
5.3.2	Prior nontraumatic amputation or peripheral vascular procedure (eg, stenting or surgical revascularization), due to peripheral arterial ischemia	T82.332A	DX	LEAKAGE OF FEMORAL ARTERIAL GRAFT (BYPASS), INITIAL ENCOUNTER
5.3.2	Prior nontraumatic amputation or peripheral vascular procedure (eg, stenting or surgical revascularization), due to peripheral arterial ischemia	T82.332D	DX	LEAKAGE OF FEMORAL ARTERIAL GRAFT (BYPASS), SUBSEQUENT ENCOUNTER
5.3.2	Prior nontraumatic amputation or peripheral vascular procedure (eg, stenting or surgical revascularization), due to peripheral arterial ischemia	T82.332S	DX	LEAKAGE OF FEMORAL ARTERIAL GRAFT (BYPASS), SEQUELA
5.3.2	Prior nontraumatic amputation or peripheral vascular procedure (eg, stenting or surgical revascularization), due to peripheral arterial ischemia	T82.390A	DX	OTHER MECHANICAL COMPLICATION OF AORTIC (BIFURCATION) GRAFT (REPLACEMENT), INITIAL ENCOUNTER
5.3.2	Prior nontraumatic amputation or peripheral vascular procedure (eg, stenting or surgical revascularization), due to peripheral arterial ischemia	T82.390D	DX	OTHER MECHANICAL COMPLICATION OF AORTIC (BIFURCATION) GRAFT (REPLACEMENT), SUBSEQUENT ENCOUNTER
5.3.2	Prior nontraumatic amputation or peripheral vascular procedure (eg, stenting or surgical revascularization), due to peripheral arterial ischemia	T82.390S	DX	OTHER MECHANICAL COMPLICATION OF AORTIC (BIFURCATION) GRAFT (REPLACEMENT), SEQUELA

5.3.2	Prior nontraumatic amputation or peripheral vascular procedure (eg, stenting or surgical revascularization), due to peripheral arterial ischemia	T82.392A	DX	OTHER MECHANICAL COMPLICATION OF FEMORAL ARTERIAL GRAFT (BYPASS), INITIAL ENCOUNTER
5.3.2	Prior nontraumatic amputation or peripheral vascular procedure (eg, stenting or surgical revascularization), due to peripheral arterial ischemia	T82.392D	DX	OTHER MECHANICAL COMPLICATION OF FEMORAL ARTERIAL GRAFT (BYPASS), SUBSEQUENT ENCOUNTER
5.3.2	Prior nontraumatic amputation or peripheral vascular procedure (eg, stenting or surgical revascularization), due to peripheral arterial ischemia	T82.392S	DX	OTHER MECHANICAL COMPLICATION OF FEMORAL ARTERIAL GRAFT (BYPASS), SEQUELA
5.3.2	Prior nontraumatic amputation or peripheral vascular procedure (eg, stenting or surgical revascularization), due to peripheral arterial ischemia	T82.856A	DX	STENOSIS OF PERIPHERAL VASCULAR STENT, INITIAL ENCOUNTER
5.3.2	Prior nontraumatic amputation or peripheral vascular procedure (eg, stenting or surgical revascularization), due to peripheral arterial ischemia	T82.856D	DX	STENOSIS OF PERIPHERAL VASCULAR STENT, SUBSEQUENT ENCOUNTER
5.3.2	Prior nontraumatic amputation or peripheral vascular procedure (eg, stenting or surgical revascularization), due to peripheral arterial ischemia	T82.856S	DX	STENOSIS OF PERIPHERAL VASCULAR STENT, SEQUELA
5.3.2	Prior nontraumatic amputation or peripheral vascular procedure (eg, stenting or surgical revascularization), due to peripheral arterial ischemia	Z98.62	DX	PERIPHERAL VASCULAR ANGIOPLASTY STATUS
5.3.2	Prior nontraumatic amputation or peripheral vascular procedure (eg, stenting or surgical revascularization), due to peripheral arterial ischemia	35256	PX	REPAIR BLOOD VESSEL WITH VEIN GRAFT; LOWER EXTREMITY
5.3.2	Prior nontraumatic amputation or peripheral vascular procedure (eg, stenting or surgical revascularization), due to peripheral arterial ischemia	35286	PX	REPAIR BLOOD VESSEL WITH GRAFT OTHER THAN VEIN; LOWER EXTREMITY
5.3.2	Prior nontraumatic amputation or peripheral vascular procedure (eg, stenting or surgical revascularization), due to peripheral arterial ischemia	35351	PX	THROMBOENDARTERECTOMY, INCLUDING PATCH GRAFT, IF PERFORMED; ILIAC
5.3.2	Prior nontraumatic amputation or peripheral vascular procedure (eg, stenting or surgical revascularization), due to peripheral arterial ischemia	35355	PX	THROMBOENDARTERECTOMY, INCLUDING PATCH GRAFT, IF PERFORMED; ILIOFEMORAL
5.3.2	Prior nontraumatic amputation or peripheral vascular procedure (eg, stenting or surgical revascularization), due to peripheral arterial ischemia	35361	PX	THROMBOENDARTERECTOMY, INCLUDING PATCH GRAFT, IF PERFORMED; COMBINED AORTOILIAC

5.3.2	Prior nontraumatic amputation or peripheral vascular procedure (eg, stenting or surgical revascularization), due to peripheral arterial ischemia	35363	PX	THROMBOENDARTERECTOMY, INCLUDING PATCH GRAFT, IF PERFORMED; COMBINED AORTOILIOFEMORAL
5.3.2	Prior nontraumatic amputation or peripheral vascular procedure (eg, stenting or surgical revascularization), due to peripheral arterial ischemia	35371	PX	THROMBOENDARTERECTOMY, INCLUDING PATCH GRAFT, IF PERFORMED; COMMON FEMORAL
5.3.2	Prior nontraumatic amputation or peripheral vascular procedure (eg, stenting or surgical revascularization), due to peripheral arterial ischemia	35372	PX	THROMBOENDARTERECTOMY, INCLUDING PATCH GRAFT, IF PERFORMED; DEEP (PROFUNDA) FEMORAL
5.3.2	Prior nontraumatic amputation or peripheral vascular procedure (eg, stenting or surgical revascularization), due to peripheral arterial ischemia	35381	PX	THROMBOENDARTERECTOMY, WITH OR WITHOUT PATCH GRAFT; FEMORAL AND/OR POPLITEAL, AND/OR TIBIOPERONEAL
5.3.2	Prior nontraumatic amputation or peripheral vascular procedure (eg, stenting or surgical revascularization), due to peripheral arterial ischemia	35454	PX	TRANSLUMINAL BALLOON ANGIOPLASTY, OPEN; ILIAC
5.3.2	Prior nontraumatic amputation or peripheral vascular procedure (eg, stenting or surgical revascularization), due to peripheral arterial ischemia	35456	PX	TRANSLUMINAL BALLOON ANGIOPLASTY, OPEN; FEMORAL-POPLITEAL
5.3.2	Prior nontraumatic amputation or peripheral vascular procedure (eg, stenting or surgical revascularization), due to peripheral arterial ischemia	35459	PX	TRANSLUMINAL BALLOON ANGIOPLASTY, OPEN; TIBIOPERONEAL TRUNK AND BRANCHES
5.3.2	Prior nontraumatic amputation or peripheral vascular procedure (eg, stenting or surgical revascularization), due to peripheral arterial ischemia	35470	PX	TRANSLUMINAL BALLOON ANGIOPLASTY, PERCUTANEOUS; TIBIOPERONEAL TRUNK OR BRANCHES, EACH VESSEL
5.3.2	Prior nontraumatic amputation or peripheral vascular procedure (eg, stenting or surgical revascularization), due to peripheral arterial ischemia	35473	PX	TRANSLUMINAL BALLOON ANGIOPLASTY, PERCUTANEOUS; ILIAC
5.3.2	Prior nontraumatic amputation or peripheral vascular procedure (eg, stenting or surgical revascularization), due to peripheral arterial ischemia	35474	PX	TRANSLUMINAL BALLOON ANGIOPLASTY, PERCUTANEOUS; FEMORAL-POPLITEAL
5.3.2	Prior nontraumatic amputation or peripheral vascular procedure (eg, stenting or surgical revascularization), due to peripheral arterial ischemia	35482	PX	TRANSLUMINAL PERIPHERAL ATHERECTOMY, OPEN; ILIAC
5.3.2	Prior nontraumatic amputation or peripheral vascular procedure (eg, stenting or surgical revascularization), due to peripheral arterial ischemia	35483	PX	TRANSLUMINAL PERIPHERAL ATHERECTOMY, OPEN; FEMORAL-POPLITEAL

5.3.2	Prior nontraumatic amputation or peripheral vascular procedure (eg, stenting or surgical revascularization), due to peripheral arterial ischemia	35485	PX	TRANSLUMINAL PERIPHERAL ATHERECTOMY, OPEN; TIBIOPERONEAL TRUNK AND BRANCHES
5.3.2	Prior nontraumatic amputation or peripheral vascular procedure (eg, stenting or surgical revascularization), due to peripheral arterial ischemia	35492	PX	TRANSLUMINAL PERIPHERAL ATHERECTOMY, PERCUTANEOUS; ILIAC
5.3.2	Prior nontraumatic amputation or peripheral vascular procedure (eg, stenting or surgical revascularization), due to peripheral arterial ischemia	35493	PX	TRANSLUMINAL PERIPHERAL ATHERECTOMY, PERCUTANEOUS; FEMORAL-POPLITEAL
5.3.2	Prior nontraumatic amputation or peripheral vascular procedure (eg, stenting or surgical revascularization), due to peripheral arterial ischemia	35495	PX	TRANSLUMINAL PERIPHERAL ATHERECTOMY, PERCUTANEOUS; TIBIOPERONEAL TRUNK AND BRANCHES
5.3.2	Prior nontraumatic amputation or peripheral vascular procedure (eg, stenting or surgical revascularization), due to peripheral arterial ischemia	35521	PX	BYPASS GRAFT, WITH VEIN; AXILLARY-FEMORAL
5.3.2	Prior nontraumatic amputation or peripheral vascular procedure (eg, stenting or surgical revascularization), due to peripheral arterial ischemia	35533	PX	BYPASS GRAFT, WITH VEIN; AXILLARY-FEMORAL-FEMORAL
5.3.2	Prior nontraumatic amputation or peripheral vascular procedure (eg, stenting or surgical revascularization), due to peripheral arterial ischemia	35541	PX	BYPASS GRAFT, WITH VEIN; AORTOILIAC OR BI-ILIAC
5.3.2	Prior nontraumatic amputation or peripheral vascular procedure (eg, stenting or surgical revascularization), due to peripheral arterial ischemia	35546	PX	BYPASS GRAFT, WITH VEIN; AORTOFEMORAL OR BIFEMORAL
5.3.2	Prior nontraumatic amputation or peripheral vascular procedure (eg, stenting or surgical revascularization), due to peripheral arterial ischemia	35548	PX	BYPASS GRAFT, WITH VEIN; AORTOILIOFEMORAL, UNILATERAL
5.3.2	Prior nontraumatic amputation or peripheral vascular procedure (eg, stenting or surgical revascularization), due to peripheral arterial ischemia	35549	PX	BYPASS GRAFT, WITH VEIN; AORTOILIOFEMORAL, BILATERAL
5.3.2	Prior nontraumatic amputation or peripheral vascular procedure (eg, stenting or surgical revascularization), due to peripheral arterial ischemia	35551	PX	BYPASS GRAFT, WITH VEIN; AORTOFEMORAL-POPLITEAL
5.3.2	Prior nontraumatic amputation or peripheral vascular procedure (eg, stenting or surgical revascularization), due to peripheral arterial ischemia	35556	PX	BYPASS GRAFT, WITH VEIN; FEMORAL-POPLITEAL

5.3.2	Prior nontraumatic amputation or peripheral vascular procedure (eg, stenting or surgical revascularization), due to peripheral arterial ischemia	35558	PX	BYPASS GRAFT, WITH VEIN; FEMORAL-FEMORAL
5.3.2	Prior nontraumatic amputation or peripheral vascular procedure (eg, stenting or surgical revascularization), due to peripheral arterial ischemia	35563	PX	BYPASS GRAFT, WITH VEIN; ILIOILIAC
5.3.2	Prior nontraumatic amputation or peripheral vascular procedure (eg, stenting or surgical revascularization), due to peripheral arterial ischemia	35565	PX	BYPASS GRAFT, WITH VEIN; ILIOFEMORAL
5.3.2	Prior nontraumatic amputation or peripheral vascular procedure (eg, stenting or surgical revascularization), due to peripheral arterial ischemia	35566	PX	BYPASS GRAFT, WITH VEIN; FEMORAL-ANTERIOR TIBIAL, POSTERIOR TIBIAL, PERONEAL ARTERY OR OTHER DISTAL VESSELS
5.3.2	Prior nontraumatic amputation or peripheral vascular procedure (eg, stenting or surgical revascularization), due to peripheral arterial ischemia	35570	PX	BYPASS GRAFT, WITH VEIN; TIBIAL-TIBIAL, PERONEAL-TIBIAL, OR TIBIAL/PERONEAL TRUNK-TIBIAL
5.3.2	Prior nontraumatic amputation or peripheral vascular procedure (eg, stenting or surgical revascularization), due to peripheral arterial ischemia	35571	PX	BYPASS GRAFT, WITH VEIN; POPLITEAL-TIBIAL, -PERONEAL ARTERY OR OTHER DISTAL VESSELS
5.3.2	Prior nontraumatic amputation or peripheral vascular procedure (eg, stenting or surgical revascularization), due to peripheral arterial ischemia	35582	PX	IN-SITU VEIN BYPASS; AORTOFEMORAL-POPLITEAL (ONLY FEMORAL-POPLITEAL PORTION IN-SITU)
5.3.2	Prior nontraumatic amputation or peripheral vascular procedure (eg, stenting or surgical revascularization), due to peripheral arterial ischemia	35583	PX	IN-SITU VEIN BYPASS; FEMORAL-POPLITEAL
5.3.2	Prior nontraumatic amputation or peripheral vascular procedure (eg, stenting or surgical revascularization), due to peripheral arterial ischemia	35585	PX	IN-SITU VEIN BYPASS; FEMORAL-ANTERIOR TIBIAL, POSTERIOR TIBIAL, OR PERONEAL ARTERY
5.3.2	Prior nontraumatic amputation or peripheral vascular procedure (eg, stenting or surgical revascularization), due to peripheral arterial ischemia	35587	PX	IN-SITU VEIN BYPASS; POPLITEAL-TIBIAL, PERONEAL
5.3.2	Prior nontraumatic amputation or peripheral vascular procedure (eg, stenting or surgical revascularization), due to peripheral arterial ischemia	35621	PX	BYPASS GRAFT, WITH OTHER THAN VEIN; AXILLARY-FEMORAL
5.3.2	Prior nontraumatic amputation or peripheral vascular procedure (eg, stenting or surgical revascularization), due to peripheral arterial ischemia	35623	PX	BYPASS GRAFT, WITH OTHER THAN VEIN; AXILLARY-POPLITEAL OR -TIBIAL

5.3.2	Prior nontraumatic amputation or peripheral vascular procedure (eg, stenting or surgical revascularization), due to peripheral arterial ischemia	35637	PX	BYPASS GRAFT, WITH OTHER THAN VEIN; AORTOILIAC
5.3.2	Prior nontraumatic amputation or peripheral vascular procedure (eg, stenting or surgical revascularization), due to peripheral arterial ischemia	35638	PX	BYPASS GRAFT, WITH OTHER THAN VEIN; AORTOBI-ILIAC
5.3.2	Prior nontraumatic amputation or peripheral vascular procedure (eg, stenting or surgical revascularization), due to peripheral arterial ischemia	35641	PX	BYPASS GRAFT, WITH OTHER THAN VEIN; AORTOILIAC OR BI-ILIAC
5.3.2	Prior nontraumatic amputation or peripheral vascular procedure (eg, stenting or surgical revascularization), due to peripheral arterial ischemia	35646	PX	BYPASS GRAFT, WITH OTHER THAN VEIN; AORTOBI-FEMORAL
5.3.2	Prior nontraumatic amputation or peripheral vascular procedure (eg, stenting or surgical revascularization), due to peripheral arterial ischemia	35647	PX	BYPASS GRAFT, WITH OTHER THAN VEIN; AORTOFEMORAL
5.3.2	Prior nontraumatic amputation or peripheral vascular procedure (eg, stenting or surgical revascularization), due to peripheral arterial ischemia	35650	PX	BYPASS GRAFT, WITH OTHER THAN VEIN; AXILLARY-AXILLARY
5.3.2	Prior nontraumatic amputation or peripheral vascular procedure (eg, stenting or surgical revascularization), due to peripheral arterial ischemia	35651	PX	BYPASS GRAFT, WITH OTHER THAN VEIN; AORTOFEMORAL-POPLITEAL
5.3.2	Prior nontraumatic amputation or peripheral vascular procedure (eg, stenting or surgical revascularization), due to peripheral arterial ischemia	35654	PX	BYPASS GRAFT, WITH OTHER THAN VEIN; AXILLARY-FEMORAL-FEMORAL
5.3.2	Prior nontraumatic amputation or peripheral vascular procedure (eg, stenting or surgical revascularization), due to peripheral arterial ischemia	35656	PX	BYPASS GRAFT, WITH OTHER THAN VEIN; FEMORAL-POPLITEAL
5.3.2	Prior nontraumatic amputation or peripheral vascular procedure (eg, stenting or surgical revascularization), due to peripheral arterial ischemia	35661	PX	BYPASS GRAFT, WITH OTHER THAN VEIN; FEMORAL-FEMORAL
5.3.2	Prior nontraumatic amputation or peripheral vascular procedure (eg, stenting or surgical revascularization), due to peripheral arterial ischemia	35663	PX	BYPASS GRAFT, WITH OTHER THAN VEIN; ILIOILIAC
5.3.2	Prior nontraumatic amputation or peripheral vascular procedure (eg, stenting or surgical revascularization), due to peripheral arterial ischemia	35666	PX	BYPASS GRAFT, WITH OTHER THAN VEIN; FEMORAL-ANTERIOR TIBIAL, POSTERIOR TIBIAL, OR PERONEAL ARTERY

5.3.2	Prior nontraumatic amputation or peripheral vascular procedure (eg, stenting or surgical revascularization), due to peripheral arterial ischemia	35671	PX	BYPASS GRAFT, WITH OTHER THAN VEIN; POPLITEAL -TIBIAL OR -PERONEAL ARTERY
5.3.2	Prior nontraumatic amputation or peripheral vascular procedure (eg, stenting or surgical revascularization), due to peripheral arterial ischemia	35681	PX	BYPASS GRAFT; COMPOSITE, PROSTHETIC AND VEIN (LIST SEPARATELY IN ADDITION TO CODE FOR PRIMARY PROCEDURE)
5.3.2	Prior nontraumatic amputation or peripheral vascular procedure (eg, stenting or surgical revascularization), due to peripheral arterial ischemia	35682	PX	BYPASS GRAFT; AUTOGENOUS COMPOSITE, 2 SEGMENTS OF VEINS FROM 2 LOCATIONS (LIST SEPARATELY IN ADDITION TO CODE FOR PRIMARY PROCEDURE)
5.3.2	Prior nontraumatic amputation or peripheral vascular procedure (eg, stenting or surgical revascularization), due to peripheral arterial ischemia	35683	PX	BYPASS GRAFT; AUTOGENOUS COMPOSITE, 3 OR MORE SEGMENTS OF VEIN FROM 2 OR MORE LOCATIONS (LIST SEPARATELY IN ADDITION TO CODE FOR PRIMARY PROCEDURE)
5.3.2	Prior nontraumatic amputation or peripheral vascular procedure (eg, stenting or surgical revascularization), due to peripheral arterial ischemia	35879	PX	REVISION, LOWER EXTREMITY ARTERIAL BYPASS, WITHOUT THROMBECTOMY, OPEN; WITH VEIN PATCH ANGIOPLASTY
5.3.2	Prior nontraumatic amputation or peripheral vascular procedure (eg, stenting or surgical revascularization), due to peripheral arterial ischemia	37207	PX	TRANSCATHETER PLACEMENT OF AN INTRAVASCULAR STENT(S) (EXCEPT CORONARY, CAROTID, VERTEBRAL, ILIAC AND LOWER EXTREMITY ARTERIES), OPEN; INITIAL VESSEL / TRANSCATHETER PLACEMENT OF AN INTRAVASCULAR STENT(S) (NON-CORONARY VESSEL), OPEN; INITIAL VESSEL / TRANSCATHETER PLACEMENT OF AN INTRAVASCULAR STENT(S), (NON-CORONARY VESSEL), OPEN; INITIAL VESSEL
5.3.2	Prior nontraumatic amputation or peripheral vascular procedure (eg, stenting or surgical revascularization), due to peripheral arterial ischemia	37208	PX	TRANSCATHETER PLACEMENT OF AN INTRAVASCULAR STENT(S) (EXCEPT CORONARY, CAROTID, VERTEBRAL, ILIAC AND LOWER EXTREMITY ARTERIES), OPEN; EACH ADDITIONAL VESSEL (LIST SEPARATELY IN ADDITION TO CODE FOR PRIMARY PROCEDURE) / TRANSCATHETER PLACEMENT OF AN INTRAVASCULAR STENT(S) (NON-CORONARY VESSEL), OPEN; EACH ADDITIONAL VESSEL (LIST SEPARATELY IN ADDITION TO CODE FOR PRIMARY PROCEDURE) / TRANSCATHETER PLACEMENT OF AN INTRAVASCULAR STENT(S), (NON-CORONARY VESSEL), OPEN; EACH ADDITIONAL VESSEL (LIST SEPARATELY IN ADDITION TO CODE FOR PRIMARY PROCEDURE)
5.3.2	Prior nontraumatic amputation or peripheral vascular procedure (eg, stenting or surgical revascularization), due to peripheral arterial ischemia	37220	PX	REVASCLARIZATION, ENDOVASCULAR, OPEN OR PERCUTANEOUS, ILIAC ARTERY, UNILATERAL, INITIAL VESSEL; WITH TRANSLUMINAL ANGIOPLASTY
5.3.2	Prior nontraumatic amputation or peripheral vascular procedure (eg, stenting or surgical revascularization), due to peripheral arterial ischemia	37221	PX	REVASCLARIZATION, ENDOVASCULAR, OPEN OR PERCUTANEOUS, ILIAC ARTERY, UNILATERAL, INITIAL VESSEL; WITH TRANSLUMINAL STENT PLACEMENT(S), INCLUDES ANGIOPLASTY WITHIN THE SAME VESSEL, WHEN PERFORMED
5.3.2	Prior nontraumatic amputation or peripheral vascular procedure (eg, stenting or surgical revascularization), due to peripheral arterial ischemia	37222	PX	REVASCLARIZATION, ENDOVASCULAR, OPEN OR PERCUTANEOUS, ILIAC ARTERY, EACH ADDITIONAL IPSILATERAL ILIAC VESSEL; WITH TRANSLUMINAL ANGIOPLASTY (LIST SEPARATELY IN ADDITION TO CODE FOR PRIMARY PROCEDURE)
5.3.2	Prior nontraumatic amputation or peripheral vascular procedure (eg, stenting or surgical revascularization), due to peripheral arterial ischemia	37223	PX	REVASCLARIZATION, ENDOVASCULAR, OPEN OR PERCUTANEOUS, ILIAC ARTERY, EACH ADDITIONAL IPSILATERAL ILIAC VESSEL; WITH TRANSLUMINAL STENT PLACEMENT(S), INCLUDES ANGIOPLASTY WITHIN THE SAME VESSEL, WHEN PERFORMED (LIST SEPARATELY IN ADDITION TO CODE FOR PRIMARY PROCEDURE)
5.3.2	Prior nontraumatic amputation or peripheral vascular procedure (eg, stenting or surgical revascularization), due to peripheral arterial ischemia	37224	PX	REVASCLARIZATION, ENDOVASCULAR, OPEN OR PERCUTANEOUS, FEMORAL, POPLITEAL ARTERY(S), UNILATERAL; WITH TRANSLUMINAL ANGIOPLASTY

5.3.2	Prior nontraumatic amputation or peripheral vascular procedure (eg, stenting or surgical revascularization), due to peripheral arterial ischemia	37225	PX	REVASCULARIZATION, ENDOVASCULAR, OPEN OR PERCUTANEOUS, FEMORAL, POPLITEAL ARTERY(S), UNILATERAL; WITH ATHERECTOMY, INCLUDES ANGIOPLASTY WITHIN THE SAME VESSEL, WHEN PERFORMED
5.3.2	Prior nontraumatic amputation or peripheral vascular procedure (eg, stenting or surgical revascularization), due to peripheral arterial ischemia	37226	PX	REVASCULARIZATION, ENDOVASCULAR, OPEN OR PERCUTANEOUS, FEMORAL, POPLITEAL ARTERY(S), UNILATERAL; WITH TRANSLUMINAL STENT PLACEMENT(S), INCLUDES ANGIOPLASTY WITHIN THE SAME VESSEL, WHEN PERFORMED
5.3.2	Prior nontraumatic amputation or peripheral vascular procedure (eg, stenting or surgical revascularization), due to peripheral arterial ischemia	37227	PX	REVASCULARIZATION, ENDOVASCULAR, OPEN OR PERCUTANEOUS, FEMORAL, POPLITEAL ARTERY(S), UNILATERAL; WITH TRANSLUMINAL STENT PLACEMENT(S) AND ATHERECTOMY, INCLUDES ANGIOPLASTY WITHIN THE SAME VESSEL, WHEN PERFORMED
5.3.2	Prior nontraumatic amputation or peripheral vascular procedure (eg, stenting or surgical revascularization), due to peripheral arterial ischemia	37228	PX	REVASCULARIZATION, ENDOVASCULAR, OPEN OR PERCUTANEOUS, TIBIAL, PERONEAL ARTERY, UNILATERAL, INITIAL VESSEL; WITH TRANSLUMINAL ANGIOPLASTY
5.3.2	Prior nontraumatic amputation or peripheral vascular procedure (eg, stenting or surgical revascularization), due to peripheral arterial ischemia	37229	PX	REVASCULARIZATION, ENDOVASCULAR, OPEN OR PERCUTANEOUS, TIBIAL, PERONEAL ARTERY, UNILATERAL, INITIAL VESSEL; WITH ATHERECTOMY, INCLUDES ANGIOPLASTY WITHIN THE SAME VESSEL, WHEN PERFORMED
5.3.2	Prior nontraumatic amputation or peripheral vascular procedure (eg, stenting or surgical revascularization), due to peripheral arterial ischemia	37230	PX	REVASCULARIZATION, ENDOVASCULAR, OPEN OR PERCUTANEOUS, TIBIAL, PERONEAL ARTERY, UNILATERAL, INITIAL VESSEL; WITH TRANSLUMINAL STENT PLACEMENT(S), INCLUDES ANGIOPLASTY WITHIN THE SAME VESSEL, WHEN PERFORMED
5.3.2	Prior nontraumatic amputation or peripheral vascular procedure (eg, stenting or surgical revascularization), due to peripheral arterial ischemia	37231	PX	REVASCULARIZATION, ENDOVASCULAR, OPEN OR PERCUTANEOUS, TIBIAL, PERONEAL ARTERY, UNILATERAL, INITIAL VESSEL; WITH TRANSLUMINAL STENT PLACEMENT(S) AND ATHERECTOMY, INCLUDES ANGIOPLASTY WITHIN THE SAME VESSEL, WHEN PERFORMED
5.3.2	Prior nontraumatic amputation or peripheral vascular procedure (eg, stenting or surgical revascularization), due to peripheral arterial ischemia	37232	PX	REVASCULARIZATION, ENDOVASCULAR, OPEN OR PERCUTANEOUS, TIBIAL/PERONEAL ARTERY, UNILATERAL, EACH ADDITIONAL VESSEL; WITH TRANSLUMINAL ANGIOPLASTY (LIST SEPARATELY IN ADDITION TO CODE FOR PRIMARY PROCEDURE)
5.3.2	Prior nontraumatic amputation or peripheral vascular procedure (eg, stenting or surgical revascularization), due to peripheral arterial ischemia	37233	PX	REVASCULARIZATION, ENDOVASCULAR, OPEN OR PERCUTANEOUS, TIBIAL/PERONEAL ARTERY, UNILATERAL, EACH ADDITIONAL VESSEL; WITH ATHERECTOMY, INCLUDES ANGIOPLASTY WITHIN THE SAME VESSEL, WHEN PERFORMED (LIST SEPARATELY IN ADDITION TO CODE FOR PRIMARY PROCEDURE)
5.3.2	Prior nontraumatic amputation or peripheral vascular procedure (eg, stenting or surgical revascularization), due to peripheral arterial ischemia	37234	PX	REVASCULARIZATION, ENDOVASCULAR, OPEN OR PERCUTANEOUS, TIBIAL/PERONEAL ARTERY, UNILATERAL, EACH ADDITIONAL VESSEL; WITH TRANSLUMINAL STENT PLACEMENT(S), INCLUDES ANGIOPLASTY WITHIN THE SAME VESSEL, WHEN PERFORMED (LIST SEPARATELY IN ADDITION TO CODE FOR PRIMARY PROCEDURE)
5.3.2	Prior nontraumatic amputation or peripheral vascular procedure (eg, stenting or surgical revascularization), due to peripheral arterial ischemia	37235	PX	REVASCULARIZATION, ENDOVASCULAR, OPEN OR PERCUTANEOUS, TIBIAL/PERONEAL ARTERY, UNILATERAL, EACH ADDITIONAL VESSEL; WITH TRANSLUMINAL STENT PLACEMENT(S) AND ATHERECTOMY, INCLUDES ANGIOPLASTY WITHIN THE SAME VESSEL, WHEN PERFORMED (LIST SEPARATELY IN ADDITION TO CODE FOR PRIMARY PROCEDURE)
5.3.2	Prior nontraumatic amputation or peripheral vascular procedure (eg, stenting or surgical revascularization), due to peripheral arterial ischemia	Z89.43	DX	Acquired absence of foot

5.3.2	Prior nontraumatic amputation or peripheral vascular procedure (eg, stenting or surgical revascularization), due to peripheral arterial ischemia	Z89.431	DX	Acquired absence of right foot
5.3.2	Prior nontraumatic amputation or peripheral vascular procedure (eg, stenting or surgical revascularization), due to peripheral arterial ischemia	Z89.432	DX	Acquired absence of left foot
5.3.2	Prior nontraumatic amputation or peripheral vascular procedure (eg, stenting or surgical revascularization), due to peripheral arterial ischemia	Z89.439	DX	Acquired absence of unspecified foot
5.3.2	Prior nontraumatic amputation or peripheral vascular procedure (eg, stenting or surgical revascularization), due to peripheral arterial ischemia	Z89.44	DX	Acquired absence of ankle
5.3.2	Prior nontraumatic amputation or peripheral vascular procedure (eg, stenting or surgical revascularization), due to peripheral arterial ischemia	Z89.441	DX	Acquired absence of right ankle
5.3.2	Prior nontraumatic amputation or peripheral vascular procedure (eg, stenting or surgical revascularization), due to peripheral arterial ischemia	Z89.442	DX	Acquired absence of left ankle
5.3.2	Prior nontraumatic amputation or peripheral vascular procedure (eg, stenting or surgical revascularization), due to peripheral arterial ischemia	Z89.449	DX	Acquired absence of unspecified ankle
5.3.2	Prior nontraumatic amputation or peripheral vascular procedure (eg, stenting or surgical revascularization), due to peripheral arterial ischemia	Z89.5	DX	Acquired absence of leg below knee
5.3.2	Prior nontraumatic amputation or peripheral vascular procedure (eg, stenting or surgical revascularization), due to peripheral arterial ischemia	Z89.51	DX	Acquired absence of leg below knee
5.3.2	Prior nontraumatic amputation or peripheral vascular procedure (eg, stenting or surgical revascularization), due to peripheral arterial ischemia	Z89.511	DX	Acquired absence of right leg below knee
5.3.2	Prior nontraumatic amputation or peripheral vascular procedure (eg, stenting or surgical revascularization), due to peripheral arterial ischemia	Z89.512	DX	Acquired absence of left leg below knee
5.3.2	Prior nontraumatic amputation or peripheral vascular procedure (eg, stenting or surgical revascularization), due to peripheral arterial ischemia	Z89.519	DX	Acquired absence of unspecified leg below knee

5.3.2	Prior nontraumatic amputation or peripheral vascular procedure (eg, stenting or surgical revascularization), due to peripheral arterial ischemia	Z89.52	DX	Acquired absence of knee
5.3.2	Prior nontraumatic amputation or peripheral vascular procedure (eg, stenting or surgical revascularization), due to peripheral arterial ischemia	Z89.521	DX	Acquired absence of right knee
5.3.2	Prior nontraumatic amputation or peripheral vascular procedure (eg, stenting or surgical revascularization), due to peripheral arterial ischemia	Z89.522	DX	Acquired absence of left knee
5.3.2	Prior nontraumatic amputation or peripheral vascular procedure (eg, stenting or surgical revascularization), due to peripheral arterial ischemia	Z89.529	DX	Acquired absence of unspecified knee
5.3.2	Prior nontraumatic amputation or peripheral vascular procedure (eg, stenting or surgical revascularization), due to peripheral arterial ischemia	Z89.6	DX	Acquired absence of leg above knee
5.3.2	Prior nontraumatic amputation or peripheral vascular procedure (eg, stenting or surgical revascularization), due to peripheral arterial ischemia	Z89.61	DX	Acquired absence of leg above knee
5.3.2	Prior nontraumatic amputation or peripheral vascular procedure (eg, stenting or surgical revascularization), due to peripheral arterial ischemia	Z89.611	DX	Acquired absence of right leg above knee
5.3.2	Prior nontraumatic amputation or peripheral vascular procedure (eg, stenting or surgical revascularization), due to peripheral arterial ischemia	Z89.612	DX	Acquired absence of left leg above knee
5.3.2	Prior nontraumatic amputation or peripheral vascular procedure (eg, stenting or surgical revascularization), due to peripheral arterial ischemia	Z89.619	DX	Acquired absence of unspecified leg above knee
5.3.2	Prior nontraumatic amputation or peripheral vascular procedure (eg, stenting or surgical revascularization), due to peripheral arterial ischemia	Z89.62	DX	Acquired absence of hip
5.3.2	Prior nontraumatic amputation or peripheral vascular procedure (eg, stenting or surgical revascularization), due to peripheral arterial ischemia	Z89.621	DX	Acquired absence of right hip joint
5.3.2	Prior nontraumatic amputation or peripheral vascular procedure (eg, stenting or surgical revascularization), due to peripheral arterial ischemia	Z89.622	DX	Acquired absence of left hip joint

5.3.2	Prior nontraumatic amputation or peripheral vascular procedure (eg, stenting or surgical revascularization), due to peripheral arterial ischemia	Z89.629	DX	Acquired absence of unspecified hip joint
5.3.2	Prior nontraumatic amputation or peripheral vascular procedure (eg, stenting or surgical revascularization), due to peripheral arterial ischemia	Z89.9	DX	Acquired absence of limb, unspecified
5.3.2	Prior nontraumatic amputation or peripheral vascular procedure (eg, stenting or surgical revascularization), due to peripheral arterial ischemia	0Y670ZZ	PX	Detachment at Right Femoral Region, Open Approach
5.3.2	Prior nontraumatic amputation or peripheral vascular procedure (eg, stenting or surgical revascularization), due to peripheral arterial ischemia	0Y680ZZ	PX	Detachment at Left Femoral Region, Open Approach
5.3.2	Prior nontraumatic amputation or peripheral vascular procedure (eg, stenting or surgical revascularization), due to peripheral arterial ischemia	0Y6C0Z1	PX	Detachment at Right Upper Leg, High, Open Approach
5.3.2	Prior nontraumatic amputation or peripheral vascular procedure (eg, stenting or surgical revascularization), due to peripheral arterial ischemia	0Y6C0Z2	PX	Detachment at Right Upper Leg, Mid, Open Approach
5.3.2	Prior nontraumatic amputation or peripheral vascular procedure (eg, stenting or surgical revascularization), due to peripheral arterial ischemia	0Y6C0Z3	PX	Detachment at Right Upper Leg, Low, Open Approach
5.3.2	Prior nontraumatic amputation or peripheral vascular procedure (eg, stenting or surgical revascularization), due to peripheral arterial ischemia	0Y6D0Z1	PX	Detachment at Left Upper Leg, High, Open Approach
5.3.2	Prior nontraumatic amputation or peripheral vascular procedure (eg, stenting or surgical revascularization), due to peripheral arterial ischemia	0Y6D0Z2	PX	Detachment at Left Upper Leg, Mid, Open Approach
5.3.2	Prior nontraumatic amputation or peripheral vascular procedure (eg, stenting or surgical revascularization), due to peripheral arterial ischemia	0Y6D0Z3	PX	Detachment at Left Upper Leg, Low, Open Approach
5.3.2	Prior nontraumatic amputation or peripheral vascular procedure (eg, stenting or surgical revascularization), due to peripheral arterial ischemia	0Y6F0ZZ	PX	Detachment at Right Knee Region, Open Approach
5.3.2	Prior nontraumatic amputation or peripheral vascular procedure (eg, stenting or surgical revascularization), due to peripheral arterial ischemia	0Y6G0ZZ	PX	Detachment at Left Knee Region, Open Approach

5.3.2	Prior nontraumatic amputation or peripheral vascular procedure (eg, stenting or surgical revascularization), due to peripheral arterial ischemia	0Y6H0Z1	PX	Detachment at Right Lower Leg, High, Open Approach
5.3.2	Prior nontraumatic amputation or peripheral vascular procedure (eg, stenting or surgical revascularization), due to peripheral arterial ischemia	0Y6H0Z2	PX	Detachment at Right Lower Leg, Mid, Open Approach
5.3.2	Prior nontraumatic amputation or peripheral vascular procedure (eg, stenting or surgical revascularization), due to peripheral arterial ischemia	0Y6H0Z3	PX	Detachment at Right Lower Leg, Low, Open Approach
5.3.2	Prior nontraumatic amputation or peripheral vascular procedure (eg, stenting or surgical revascularization), due to peripheral arterial ischemia	0Y6J0Z1	PX	Detachment at Left Lower Leg, High, Open Approach
5.3.2	Prior nontraumatic amputation or peripheral vascular procedure (eg, stenting or surgical revascularization), due to peripheral arterial ischemia	0Y6J0Z2	PX	Detachment at Left Lower Leg, Mid, Open Approach
5.3.2	Prior nontraumatic amputation or peripheral vascular procedure (eg, stenting or surgical revascularization), due to peripheral arterial ischemia	0Y6J0Z3	PX	Detachment at Left Lower Leg, Low, Open Approach
5.3.2	Prior nontraumatic amputation or peripheral vascular procedure (eg, stenting or surgical revascularization), due to peripheral arterial ischemia	0Y6M0Z0	PX	Detachment at Right Foot, Complete, Open Approach
5.3.2	Prior nontraumatic amputation or peripheral vascular procedure (eg, stenting or surgical revascularization), due to peripheral arterial ischemia	0Y6M0Z4	PX	Detachment at Right Foot, Complete 1st Ray, Open Approach
5.3.2	Prior nontraumatic amputation or peripheral vascular procedure (eg, stenting or surgical revascularization), due to peripheral arterial ischemia	0Y6M0Z5	PX	Detachment at Right Foot, Complete 2nd Ray, Open Approach
5.3.2	Prior nontraumatic amputation or peripheral vascular procedure (eg, stenting or surgical revascularization), due to peripheral arterial ischemia	0Y6M0Z6	PX	Detachment at Right Foot, Complete 3rd Ray, Open Approach
5.3.2	Prior nontraumatic amputation or peripheral vascular procedure (eg, stenting or surgical revascularization), due to peripheral arterial ischemia	0Y6M0Z7	PX	Detachment at Right Foot, Complete 4th Ray, Open Approach
5.3.2	Prior nontraumatic amputation or peripheral vascular procedure (eg, stenting or surgical revascularization), due to peripheral arterial ischemia	0Y6M0Z8	PX	Detachment at Right Foot, Complete 5th Ray, Open Approach

5.3.2	Prior nontraumatic amputation or peripheral vascular procedure (eg, stenting or surgical revascularization), due to peripheral arterial ischemia	OY6M0Z9	PX	Detachment at Right Foot, Partial 1st Ray, Open Approach
5.3.2	Prior nontraumatic amputation or peripheral vascular procedure (eg, stenting or surgical revascularization), due to peripheral arterial ischemia	OY6M0ZB	PX	Detachment at Right Foot, Partial 2nd Ray, Open Approach
5.3.2	Prior nontraumatic amputation or peripheral vascular procedure (eg, stenting or surgical revascularization), due to peripheral arterial ischemia	OY6M0ZC	PX	Detachment at Right Foot, Partial 3rd Ray, Open Approach
5.3.2	Prior nontraumatic amputation or peripheral vascular procedure (eg, stenting or surgical revascularization), due to peripheral arterial ischemia	OY6M0ZD	PX	Detachment at Right Foot, Partial 4th Ray, Open Approach
5.3.2	Prior nontraumatic amputation or peripheral vascular procedure (eg, stenting or surgical revascularization), due to peripheral arterial ischemia	OY6M0ZF	PX	Detachment at Right Foot, Partial 5th Ray, Open Approach
5.3.2	Prior nontraumatic amputation or peripheral vascular procedure (eg, stenting or surgical revascularization), due to peripheral arterial ischemia	OY6N0Z0	PX	Detachment at Left Foot, Complete, Open Approach
5.3.2	Prior nontraumatic amputation or peripheral vascular procedure (eg, stenting or surgical revascularization), due to peripheral arterial ischemia	OY6N0Z4	PX	Detachment at Left Foot, Complete 1st Ray, Open Approach
5.3.2	Prior nontraumatic amputation or peripheral vascular procedure (eg, stenting or surgical revascularization), due to peripheral arterial ischemia	OY6N0Z5	PX	Detachment at Left Foot, Complete 2nd Ray, Open Approach
5.3.2	Prior nontraumatic amputation or peripheral vascular procedure (eg, stenting or surgical revascularization), due to peripheral arterial ischemia	OY6N0Z6	PX	Detachment at Left Foot, Complete 3rd Ray, Open Approach
5.3.2	Prior nontraumatic amputation or peripheral vascular procedure (eg, stenting or surgical revascularization), due to peripheral arterial ischemia	OY6N0Z7	PX	Detachment at Left Foot, Complete 4th Ray, Open Approach
5.3.2	Prior nontraumatic amputation or peripheral vascular procedure (eg, stenting or surgical revascularization), due to peripheral arterial ischemia	OY6N0Z8	PX	Detachment at Left Foot, Complete 5th Ray, Open Approach
5.3.2	Prior nontraumatic amputation or peripheral vascular procedure (eg, stenting or surgical revascularization), due to peripheral arterial ischemia	OY6N0Z9	PX	Detachment at Left Foot, Partial 1st Ray, Open Approach

5.3.2 Prior nontraumatic amputation or peripheral vascular procedure (eg, stenting or surgical revascularization), due to peripheral arterial ischemia	0Y6N0ZB	PX	Detachment at Left Foot, Partial 2nd Ray, Open Approach
5.3.2 Prior nontraumatic amputation or peripheral vascular procedure (eg, stenting or surgical revascularization), due to peripheral arterial ischemia	0Y6N0ZC	PX	Detachment at Left Foot, Partial 3rd Ray, Open Approach
5.3.2 Prior nontraumatic amputation or peripheral vascular procedure (eg, stenting or surgical revascularization), due to peripheral arterial ischemia	0Y6N0ZD	PX	Detachment at Left Foot, Partial 4th Ray, Open Approach
5.3.2 Prior nontraumatic amputation or peripheral vascular procedure (eg, stenting or surgical revascularization), due to peripheral arterial ischemia	0Y6N0ZF	PX	Detachment at Left Foot, Partial 5th Ray, Open Approach
5.3.2 Prior nontraumatic amputation or peripheral vascular procedure (eg, stenting or surgical revascularization), due to peripheral arterial ischemia	27598	PX	Amputate lower leg at knee
5.3.2 Prior nontraumatic amputation or peripheral vascular procedure (eg, stenting or surgical revascularization), due to peripheral arterial ischemia	27880	PX	Amputation of lower leg
5.3.2 Prior nontraumatic amputation or peripheral vascular procedure (eg, stenting or surgical revascularization), due to peripheral arterial ischemia	27881	PX	Amputation of lower leg
5.3.2 Prior nontraumatic amputation or peripheral vascular procedure (eg, stenting or surgical revascularization), due to peripheral arterial ischemia	27882	PX	Amputation of lower leg
5.3.2 Prior nontraumatic amputation or peripheral vascular procedure (eg, stenting or surgical revascularization), due to peripheral arterial ischemia	27888	PX	Amputation of foot at ankle
5.3.2 Prior nontraumatic amputation or peripheral vascular procedure (eg, stenting or surgical revascularization), due to peripheral arterial ischemia	27889	PX	Amputation of foot at ankle

Category	Variable_name	Variable_subtype	Code	Code_category	Description	Code_type
	6 HbA1c >10.5%		17855-8	LOINC		
	6 HbA1c >10.5%		17856-6	LOINC		
	6 HbA1c >10.5%		41995-2	LOINC		
	6 HbA1c >10.5%		43150-2	LOINC		
	6 HbA1c >10.5%		4548-4	LOINC		
	6 HbA1c >10.5%		71875-9	LOINC		
	6 HbA1c >10.5%		74246-0	LOINC		
	6 HbA1c >10.5%		62388-4	LOINC		
	6 HbA1c >10.5%		59261-8	LOINC		
	6 HbA1c >10.5%		55454-3	LOINC		
	6 HbA1c >10.5%		4549-2	LOINC		
	7 Planning treatment for diabetic retinopathy and/or macular edema		67028	PX	Anti-VEGFi (component 2)	CPT/HCPCS
	7 Planning treatment for diabetic retinopathy and/or macular edema		67028	PX	Photocoagulation (component 3)	CPT/HCPCS
	7 Planning treatment for diabetic retinopathy and/or macular edema		67220	PX	Photocoagulation (component 3)	CPT/HCPCS
	7 Planning treatment for diabetic retinopathy and/or macular edema		67228	PX	Photocoagulation (component 3)	CPT/HCPCS
	8 Hospitalized for chronic heart failure within 2 months prior to screening		109.81	DX	RHEUMATIC HEART FAILURE	ICD-10-CM
	8 Hospitalized for chronic heart failure within 2 months prior to screening		111.0	DX	HYPERTENSIVE HEART DISEASE WITH HEART FAILURE	ICD-10-CM
	8 Hospitalized for chronic heart failure within 2 months prior to screening		113.0	DX	HYPERTENSIVE HEART AND CHRONIC KIDNEY DISEASE WITH HEART FAILURE AND STAGE 1 THROUGH STAGE 4 CHRONIC KIDNEY DISEASE, OR UNSPECIFIED CHRONIC KIDNEY DISEASE	ICD-10-CM
	8 Hospitalized for chronic heart failure within 2 months prior to screening		113.2	DX	HYPERTENSIVE HEART AND CHRONIC KIDNEY DISEASE WITH HEART FAILURE AND WITH STAGE 5 CHRONIC KIDNEY DISEASE, OR END STAGE RENAL DISEASE	ICD-10-CM
	8 Hospitalized for chronic heart failure within 2 months prior to screening		150	DX	HEART FAILURE	ICD-10-CM
	8 Hospitalized for chronic heart failure within 2 months prior to screening		150.1	DX	LEFT VENTRICULAR FAILURE, UNSPECIFIED	ICD-10-CM
	8 Hospitalized for chronic heart failure within 2 months prior to screening		150.2	DX	SYSTOLIC (CONGESTIVE) HEART FAILURE	ICD-10-CM
	8 Hospitalized for chronic heart failure within 2 months prior to screening		150.20	DX	UNSPECIFIED SYSTOLIC (CONGESTIVE) HEART FAILURE	ICD-10-CM
	8 Hospitalized for chronic heart failure within 2 months prior to screening		150.21	DX	ACUTE SYSTOLIC (CONGESTIVE) HEART FAILURE	ICD-10-CM
	8 Hospitalized for chronic heart failure within 2 months prior to screening		150.22	DX	CHRONIC SYSTOLIC (CONGESTIVE) HEART FAILURE	ICD-10-CM
	8 Hospitalized for chronic heart failure within 2 months prior to screening		150.23	DX	ACUTE ON CHRONIC SYSTOLIC (CONGESTIVE) HEART FAILURE	ICD-10-CM
	8 Hospitalized for chronic heart failure within 2 months prior to screening		150.3	DX	DIASTOLIC (CONGESTIVE) HEART FAILURE	ICD-10-CM
	8 Hospitalized for chronic heart failure within 2 months prior to screening		150.30	DX	UNSPECIFIED DIASTOLIC (CONGESTIVE) HEART FAILURE	ICD-10-CM
	8 Hospitalized for chronic heart failure within 2 months prior to screening		150.31	DX	ACUTE DIASTOLIC (CONGESTIVE) HEART FAILURE	ICD-10-CM
	8 Hospitalized for chronic heart failure within 2 months prior to screening		150.32	DX	CHRONIC DIASTOLIC (CONGESTIVE) HEART FAILURE	ICD-10-CM
	8 Hospitalized for chronic heart failure within 2 months prior to screening		150.33	DX	ACUTE ON CHRONIC DIASTOLIC (CONGESTIVE) HEART FAILURE	ICD-10-CM
	8 Hospitalized for chronic heart failure within 2 months prior to screening		150.4	DX	COMBINED SYSTOLIC (CONGESTIVE) AND DIASTOLIC (CONGESTIVE) HEART FAILURE	ICD-10-CM
	8 Hospitalized for chronic heart failure within 2 months prior to screening		150.40	DX	UNSPECIFIED COMBINED SYSTOLIC (CONGESTIVE) AND DIASTOLIC (CONGESTIVE) HEART FAILURE	ICD-10-CM
	8 Hospitalized for chronic heart failure within 2 months prior to screening		150.41	DX	ACUTE COMBINED SYSTOLIC (CONGESTIVE) AND DIASTOLIC (CONGESTIVE) HEART FAILURE	ICD-10-CM
	8 Hospitalized for chronic heart failure within 2 months prior to screening		150.42	DX	CHRONIC COMBINED SYSTOLIC (CONGESTIVE) AND DIASTOLIC (CONGESTIVE) HEART FAILURE	ICD-10-CM
	8 Hospitalized for chronic heart failure within 2 months prior to screening		150.43	DX	ACUTE ON CHRONIC COMBINED SYSTOLIC (CONGESTIVE) AND DIASTOLIC (CONGESTIVE) HEART FAILURE	ICD-10-CM
	8 Hospitalized for chronic heart failure within 2 months prior to screening		150.8	DX	OTHER HEART FAILURE	ICD-10-CM
	8 Hospitalized for chronic heart failure within 2 months prior to screening		150.810	DX	RIGHT HEART FAILURE, UNSPECIFIED	ICD-10-CM
	8 Hospitalized for chronic heart failure within 2 months prior to screening		150.811	DX	ACUTE RIGHT HEART FAILURE	ICD-10-CM
	8 Hospitalized for chronic heart failure within 2 months prior to screening		150.812	DX	CHRONIC RIGHT HEART FAILURE	ICD-10-CM
	8 Hospitalized for chronic heart failure within 2 months prior to screening		150.813	DX	ACUTE ON CHRONIC RIGHT HEART FAILURE	ICD-10-CM
	8 Hospitalized for chronic heart failure within 2 months prior to screening		150.814	DX	RIGHT HEART FAILURE DUE TO LEFT HEART FAILURE	ICD-10-CM
	8 Hospitalized for chronic heart failure within 2 months prior to screening		150.82	DX	BIVENTRICULAR HEART FAILURE	ICD-10-CM
	8 Hospitalized for chronic heart failure within 2 months prior to screening		150.83	DX	HIGH OUTPUT HEART FAILURE	ICD-10-CM
	8 Hospitalized for chronic heart failure within 2 months prior to screening		150.84	DX	END STAGE HEART FAILURE	ICD-10-CM
	8 Hospitalized for chronic heart failure within 2 months prior to screening		150.89	DX	OTHER HEART FAILURE	ICD-10-CM
	8 Hospitalized for chronic heart failure within 2 months prior to screening		150.9	DX	HEART FAILURE, UNSPECIFIED	ICD-10-CM
	11 History of chronic or acute pancreatitis		B25.2	DX	CYTOMEGALOVIRAL PANCREATITIS	ICD-10-CM
	11 History of chronic or acute pancreatitis		K85.0	DX	IDIOPATHIC ACUTE PANCREATITIS	ICD-10-CM
	11 History of chronic or acute pancreatitis		K85.00	DX	IDIOPATHIC ACUTE PANCREATITIS WITHOUT NECROSIS OR INFECTION	ICD-10-CM
	11 History of chronic or acute pancreatitis		K85.01	DX	IDIOPATHIC ACUTE PANCREATITIS WITH UNINFECTED NECROSIS	ICD-10-CM
	11 History of chronic or acute pancreatitis		K85.02	DX	IDIOPATHIC ACUTE PANCREATITIS WITH INFECTED NECROSIS	ICD-10-CM
	11 History of chronic or acute pancreatitis		K85.1	DX	BILIARY ACUTE PANCREATITIS	ICD-10-CM
	11 History of chronic or acute pancreatitis		K85.10	DX	BILIARY ACUTE PANCREATITIS WITHOUT NECROSIS OR INFECTION	ICD-10-CM
	11 History of chronic or acute pancreatitis		K85.11	DX	BILIARY ACUTE PANCREATITIS WITH UNINFECTED NECROSIS	ICD-10-CM
	11 History of chronic or acute pancreatitis		K85.12	DX	BILIARY ACUTE PANCREATITIS WITH INFECTED NECROSIS	ICD-10-CM
	11 History of chronic or acute pancreatitis		K85.2	DX	ALCOHOL INDUCED ACUTE PANCREATITIS	ICD-10-CM

11 History of chronic or acute pancreatitis	K85.20	DX	ALCOHOL INDUCED ACUTE PANCREATITIS WITHOUT NECROSIS OR INFECTION	ICD-10-CM
11 History of chronic or acute pancreatitis	K85.21	DX	ALCOHOL INDUCED ACUTE PANCREATITIS WITH UNINFECTED NECROSIS	ICD-10-CM
11 History of chronic or acute pancreatitis	K85.22	DX	ALCOHOL INDUCED ACUTE PANCREATITIS WITH INFECTED NECROSIS	ICD-10-CM
11 History of chronic or acute pancreatitis	K85.3	DX	DRUG INDUCED ACUTE PANCREATITIS	ICD-10-CM
11 History of chronic or acute pancreatitis	K85.30	DX	DRUG INDUCED ACUTE PANCREATITIS WITHOUT NECROSIS OR INFECTION	ICD-10-CM
11 History of chronic or acute pancreatitis	K85.31	DX	DRUG INDUCED ACUTE PANCREATITIS WITH UNINFECTED NECROSIS	ICD-10-CM
11 History of chronic or acute pancreatitis	K85.32	DX	DRUG INDUCED ACUTE PANCREATITIS WITH INFECTED NECROSIS	ICD-10-CM
11 History of chronic or acute pancreatitis	K85.8	DX	OTHER ACUTE PANCREATITIS	ICD-10-CM
11 History of chronic or acute pancreatitis	K85.80	DX	OTHER ACUTE PANCREATITIS WITHOUT NECROSIS OR INFECTION	ICD-10-CM
11 History of chronic or acute pancreatitis	K85.81	DX	OTHER ACUTE PANCREATITIS WITH UNINFECTED NECROSIS	ICD-10-CM
11 History of chronic or acute pancreatitis	K85.82	DX	OTHER ACUTE PANCREATITIS WITH INFECTED NECROSIS	ICD-10-CM
11 History of chronic or acute pancreatitis	K85.9	DX	ACUTE PANCREATITIS, UNSPECIFIED	ICD-10-CM
11 History of chronic or acute pancreatitis	K85.90	DX	ACUTE PANCREATITIS WITHOUT NECROSIS OR INFECTION, UNSPECIFIED	ICD-10-CM
11 History of chronic or acute pancreatitis	K85.91	DX	ACUTE PANCREATITIS WITH UNINFECTED NECROSIS, UNSPECIFIED	ICD-10-CM
11 History of chronic or acute pancreatitis	K85.92	DX	ACUTE PANCREATITIS WITH INFECTED NECROSIS, UNSPECIFIED	ICD-10-CM
11 History of chronic or acute pancreatitis	K86.0	DX	ALCOHOL-INDUCED CHRONIC PANCREATITIS	ICD-10-CM
11 History of chronic or acute pancreatitis	K86.1	DX	OTHER CHRONIC PANCREATITIS	ICD-10-CM
11 History of chronic or acute pancreatitis	K86.2	DX	CYST OF PANCREAS	ICD-10-CM
11 History of chronic or acute pancreatitis	K86.3	DX	PSEUDOCYST OF PANCREAS	ICD-10-CM
11 History of chronic or acute pancreatitis	K86.8	DX	OTHER SPECIFIED DISEASES OF PANCREAS	ICD-10-CM
11 History of chronic or acute pancreatitis	K86.81	DX	EXOCRINE PANCREATIC INSUFFICIENCY	ICD-10-CM
11 History of chronic or acute pancreatitis	K86.89	DX	OTHER SPECIFIED DISEASES OF PANCREAS	ICD-10-CM
11 History of chronic or acute pancreatitis	K86.9	DX	DISEASE OF PANCREAS, UNSPECIFIED	ICD-10-CM
12 Known clinically significant gastric emptying abnormality or bariatric surgery	K31.84	DX	GASTROPARESIS	ICD-10-CM
12 Known clinically significant gastric emptying abnormality or bariatric surgery	K31.1	DX	Adult hypertrophic pyloric stenosis	ICD-10-CM
12 Known clinically significant gastric emptying abnormality or bariatric surgery	K31.2	DX	Hourglass stricture and stenosis of stomach	ICD-10-CM
12 Known clinically significant gastric emptying abnormality or bariatric surgery	K31.5	DX	Obstruction of duodenum	ICD-10-CM
12 Known clinically significant gastric emptying abnormality or bariatric surgery	BUTORPHAN OL TARTRATE	RX		Generic
12 Known clinically significant gastric emptying abnormality or bariatric surgery	DIHYDROCOD EINE	RX		Generic
12 Known clinically significant gastric emptying abnormality or bariatric surgery	BITARTRATE			
12 Known clinically significant gastric emptying abnormality or bariatric surgery	FENTANYL	RX		Generic
12 Known clinically significant gastric emptying abnormality or bariatric surgery	FENTANYL	RX		Generic
12 Known clinically significant gastric emptying abnormality or bariatric surgery	CITRATE			
12 Known clinically significant gastric emptying abnormality or bariatric surgery	FENTANYL	RX		Generic
12 Known clinically significant gastric emptying abnormality or bariatric surgery	CITRATE/DRO			
12 Known clinically significant gastric emptying abnormality or bariatric surgery	PERIDOL			
12 Known clinically significant gastric emptying abnormality or bariatric surgery	FENTANYL	RX		Generic
12 Known clinically significant gastric emptying abnormality or bariatric surgery	HCL			
12 Known clinically significant gastric emptying abnormality or bariatric surgery	HYDROMORP	RX		Generic
12 Known clinically significant gastric emptying abnormality or bariatric surgery	HONE HCL			
12 Known clinically significant gastric emptying abnormality or bariatric surgery	LEVORPHANO L TARTRATE	RX		Generic
12 Known clinically significant gastric emptying abnormality or bariatric surgery	MEPERIDINE	RX		Generic
12 Known clinically significant gastric emptying abnormality or bariatric surgery	HCL			
12 Known clinically significant gastric emptying abnormality or bariatric surgery	MEPERIDINE	RX		Generic
12 Known clinically significant gastric emptying abnormality or bariatric surgery	HCL/ATROPIN			
12 Known clinically significant gastric emptying abnormality or bariatric surgery	E SULFATE			
12 Known clinically significant gastric emptying abnormality or bariatric surgery	MEPERIDINE	RX		Generic
12 Known clinically significant gastric emptying abnormality or bariatric surgery	HCL/PROMET			
12 Known clinically significant gastric emptying abnormality or bariatric surgery	HAZINE HCL			
12 Known clinically significant gastric emptying abnormality or bariatric surgery	METHADONE	RX		Generic
12 Known clinically significant gastric emptying abnormality or bariatric surgery	HCL			
12 Known clinically significant gastric emptying abnormality or bariatric surgery	MORPHINE	RX		Generic
12 Known clinically significant gastric emptying abnormality or bariatric surgery	SULFATE			
12 Known clinically significant gastric emptying abnormality or bariatric surgery	OPIUM	RX		Generic
12 Known clinically significant gastric emptying abnormality or bariatric surgery	TINCTURE			
12 Known clinically significant gastric emptying abnormality or bariatric surgery	OXYMORPHO	RX		Generic
12 Known clinically significant gastric emptying abnormality or bariatric surgery	NE HCL			
12 Known clinically significant gastric emptying abnormality or bariatric surgery	PENTAZOCIN	RX		Generic
12 Known clinically significant gastric emptying abnormality or bariatric surgery	E			
12 Known clinically significant gastric emptying abnormality or bariatric surgery	HCL/NALOXO			
12 Known clinically significant gastric emptying abnormality or bariatric surgery	NE HCL			

12 Known clinically significant gastric emptying abnormality or bariatric surgery	PENTAZOCIN E LACTATE	RX	Generic
12 Known clinically significant gastric emptying abnormality or bariatric surgery	TAPENTADOL HCL	RX	Generic
12 Known clinically significant gastric emptying abnormality or bariatric surgery	ACETAMINOP HEN WITH CODEINE PHOSPHATE	RX	Generic
12 Known clinically significant gastric emptying abnormality or bariatric surgery	BUTALBITAL/ ACETAMINOP HEN/CAFFEIN E/CODEINE PHOSPHATE	RX	Generic
12 Known clinically significant gastric emptying abnormality or bariatric surgery	CODEINE PHOSPHATE	RX	Generic
12 Known clinically significant gastric emptying abnormality or bariatric surgery	CODEINE PHOSPHATE/ BUTALBITAL/ ASPIRIN/CAFF EINE	RX	Generic
12 Known clinically significant gastric emptying abnormality or bariatric surgery	CODEINE SULFATE	RX	Generic
12 Known clinically significant gastric emptying abnormality or bariatric surgery	CODEINE/ASP IRIN/SALICYL AMIDE/ACET AMINOPHEN/ CAFFEINE	RX	Generic
12 Known clinically significant gastric emptying abnormality or bariatric surgery	HYDROCODO NE	RX	Generic
12 Known clinically significant gastric emptying abnormality or bariatric surgery	BITARTRATE OXYCODONE HCL	RX	Generic
12 Known clinically significant gastric emptying abnormality or bariatric surgery	OXYCODONE HCL/ACETAMI NOPHEN	RX	Generic
12 Known clinically significant gastric emptying abnormality or bariatric surgery	OXYCODONE HCL/ASPIRIN	RX	Generic
12 Known clinically significant gastric emptying abnormality or bariatric surgery	OXYCODONE HCL/OXYCOD ONE TEREPHTHAL ATE/ASPIRIN	RX	Generic
12 Known clinically significant gastric emptying abnormality or bariatric surgery	OXYCODONE MYRISTATE OXYCODONE/ ASPIRIN	RX	Generic
12 Known clinically significant gastric emptying abnormality or bariatric surgery	Z98.84	DX	BARIATRIC SURGERY STATUS
12 Known clinically significant gastric emptying abnormality or bariatric surgery	K95.01	DX	INFECTION DUE TO GASTRIC BAND PROCEDURE
12 Known clinically significant gastric emptying abnormality or bariatric surgery	K95.09	DX	OTHER COMPLICATIONS OF GASTRIC BAND PROCEDURE
12 Known clinically significant gastric emptying abnormality or bariatric surgery	K95.81	DX	INFECTION DUE TO OTHER BARIATRIC PROCEDURE
12 Known clinically significant gastric emptying abnormality or bariatric surgery	K95.89	DX	OTHER COMPLICATIONS OF OTHER BARIATRIC PROCEDURE
12 Known clinically significant gastric emptying abnormality or bariatric surgery	0DB60ZZ	PX	EXCISION OF STOMACH, OPEN APPROACH
12 Known clinically significant gastric emptying abnormality or bariatric surgery	0DB63ZZ	PX	EXCISION OF STOMACH, PERCUTANEOUS APPROACH
12 Known clinically significant gastric emptying abnormality or bariatric surgery	0DB67ZZ	PX	EXCISION OF STOMACH, VIA NATURAL OR ARTIFICIAL OPENING
12 Known clinically significant gastric emptying abnormality or bariatric surgery	0D1607A	PX	BYPASS STOMACH TO JEJUNUM WITH AUTOLOGOUS TISSUE SUBSTITUTE, OPEN APPROACH
12 Known clinically significant gastric emptying abnormality or bariatric surgery	0D1607B	PX	BYPASS STOMACH TO ILEUM WITH AUTOLOGOUS TISSUE SUBSTITUTE, OPEN APPROACH
12 Known clinically significant gastric emptying abnormality or bariatric surgery	0D1607L	PX	BYPASS STOMACH TO TRANSVERSE COLON WITH AUTOLOGOUS TISSUE SUBSTITUTE, OPEN APPROACH
12 Known clinically significant gastric emptying abnormality or bariatric surgery	0D160JA	PX	BYPASS STOMACH TO JEJUNUM WITH SYNTHETIC SUBSTITUTE, OPEN APPROACH
12 Known clinically significant gastric emptying abnormality or bariatric surgery	0D160JB	PX	BYPASS STOMACH TO ILEUM WITH SYNTHETIC SUBSTITUTE, OPEN APPROACH
12 Known clinically significant gastric emptying abnormality or bariatric surgery	0D160JL	PX	BYPASS STOMACH TO TRANSVERSE COLON WITH SYNTHETIC SUBSTITUTE, OPEN APPROACH
12 Known clinically significant gastric emptying abnormality or bariatric surgery	0D160KA	PX	BYPASS STOMACH TO JEJUNUM WITH NONAUTOLOGOUS TISSUE SUBSTITUTE, OPEN APPROACH

12	Known clinically significant gastric emptying abnormality or bariatric surgery	OD16879	PX	BYPASS STOMACH TO DUODENUM WITH AUTOLOGOUS TISSUE SUBSTITUTE, VIA NATURAL OR ARTIFICIAL OPENING	ENDOSCOPIC	ICD-10-PCS
12	Known clinically significant gastric emptying abnormality or bariatric surgery	OD168J9	PX	BYPASS STOMACH TO DUODENUM WITH SYNTHETIC SUBSTITUTE, VIA NATURAL OR ARTIFICIAL OPENING	ENDOSCOPIC	ICD-10-PCS
12	Known clinically significant gastric emptying abnormality or bariatric surgery	OD168K9	PX	BYPASS STOMACH TO DUODENUM WITH NONAUTOLOGOUS TISSUE SUBSTITUTE, VIA NATURAL OR ARTIFICIAL OPENING	ENDOSCOPIC	ICD-10-PCS
12	Known clinically significant gastric emptying abnormality or bariatric surgery	OD168Z9	PX	BYPASS STOMACH TO DUODENUM, VIA NATURAL OR ARTIFICIAL OPENING	ENDOSCOPIC	ICD-10-PCS
12	Known clinically significant gastric emptying abnormality or bariatric surgery	ODQ64ZZ	PX	REPAIR STOMACH, PERCUTANEOUS ENDOSCOPIC APPROACH		ICD-10-PCS
12	Known clinically significant gastric emptying abnormality or bariatric surgery	43770	PX	LAPAROSCOPY, SURGICAL, GASTRIC RESTRICTIVE PROCEDURE: PLACEMENT OF ADJUSTABLE GASTRIC BAND		CPT/HCPCS
12	Known clinically significant gastric emptying abnormality or bariatric surgery	43644	PX	LAPAROSCOPY, SURGICAL, GASTRIC RESTRICTIVE PROCEDURE WITH GASTRIC BYPASS AND ROUX-EN-Y GASTROENTEROSTOMY (ROUX LIMB 150 CM OR LESS)		CPT/HCPCS
12	Known clinically significant gastric emptying abnormality or bariatric surgery	43645	PX	LAPAROSCOPY, SURGICAL, GASTRIC RESTRICTIVE WITH GASTRIC BYPASS AND SMALL INTESTINE RECONSTRUCTION TO LIMIT ABSORPTION		CPT/HCPCS
12	Known clinically significant gastric emptying abnormality or bariatric surgery	43842	PX	GASTRIC RESTRICTIVE PROCEDURE, WITHOUT GASTRIC BYPASS, FOR MORBID OBESITY, VERTICAL BANDED GASTROPLASTY		CPT/HCPCS
12	Known clinically significant gastric emptying abnormality or bariatric surgery	43843	PX	OTHER GASTRIC RESTRICTIVE PROCEDURES, WITHOUT GASTRIC BYPASS, AND OTHER THAN VERTICAL BANDED GASTROPLASTY		CPT/HCPCS
12	Known clinically significant gastric emptying abnormality or bariatric surgery	43844	PX	LAPAROSCOPIC GASTRIC RESTRICTIVE PROCEDURE WITH GASTRIC BYPASS AND ROUX EN Y GASTROENTEROSTOMY		CPT/HCPCS
12	Known clinically significant gastric emptying abnormality or bariatric surgery	43845	PX	GASTRIC RESTRICTIVE PROCEDURE WITH PARTIAL GASTRECTOMY, PYLORUS-PRESERVING DUODENOILEOSTOMY AND ILEOLIEOSTOMY TO LIMIT ABSORPTION (BPD)		CPT/HCPCS
12	Known clinically significant gastric emptying abnormality or bariatric surgery	43846	PX	GASTRIC RESTRICTIVE PROCEDURE, WITH GASTRIC BYPASS, FOR MORBID OBESITY; WITH SHORT LIMB (LESS THAN 100 CM) ROUX-EN-Y GASTROENTEROSTOMY		CPT/HCPCS
12	Known clinically significant gastric emptying abnormality or bariatric surgery	43847	PX	GASTRIC RESTRICTIVE PROCEDURE, WITH SMALL INTESTINE RECONSTRUCTION TO LIMIT ABSORPTION; WITH LONG LIMB (>150 CM) ROUX-EN-Y		CPT/HCPCS
12	Known clinically significant gastric emptying abnormality or bariatric surgery	43659	PX	GASTRECTOMY, TOTAL; WITH ROUX-EN-Y RECONSTRUCTION; MINI-GASTRIC BYPASS		CPT/HCPCS
12	Known clinically significant gastric emptying abnormality or bariatric surgery	S2082	PX	LAPAROSCOPY, SURGICAL; GASTRIC RESTRICTIVE PROCEDURE, ADJUSTABLE GASTRIC BAND INCLUDES PLACEMENT OF SUBCUTANEOUS PORT		CPT/HCPCS
12	Known clinically significant gastric emptying abnormality or bariatric surgery	S2085	PX	LAPAROSCOPIC GASTRIC BYPASS		CPT/HCPCS
12	Known clinically significant gastric emptying abnormality or bariatric surgery	43775	PX	LAPAROSCOPY, SURGICAL, GASTRIC RESTRICTIVE PROCEDURE; LONGITUDINAL GASTRECTOMY (E.G., SLEEVE GASTRECTOMY)		CPT/HCPCS
12	Known clinically significant gastric emptying abnormality or bariatric surgery	43848	PX	REVISION RYGB		CPT/HCPCS
13	Liver disease (not including non-alcoholic fatty liver disease (NAFLD)) or ALT level ≥3X the UI C22		DX	MALIGNANT NEOPLASM OF LIVER AND INTRAHEPATIC BILE DUCTS		ICD-10-CM
13	Liver disease (not including non-alcoholic fatty liver disease (NAFLD)) or ALT level ≥3X the UI C22.0		DX	LIVER CELL CARCINOMA (HEPATOCELLULAR CARCINOMA, HEPATOMA)		ICD-10-CM
13	Liver disease (not including non-alcoholic fatty liver disease (NAFLD)) or ALT level ≥3X the UI C22.1		DX	INTRAHEPATIC BILE DUCT CARCINOMA (CHOLANGIOCARCINOMA)		ICD-10-CM
13	Liver disease (not including non-alcoholic fatty liver disease (NAFLD)) or ALT level ≥3X the UI C22.2		DX	HEPATOBLASTOMA		ICD-10-CM
13	Liver disease (not including non-alcoholic fatty liver disease (NAFLD)) or ALT level ≥3X the UI C22.3		DX	ANGIOSARCOMA OF LIVER (KUPFFER CELL SARCOMA)		ICD-10-CM
13	Liver disease (not including non-alcoholic fatty liver disease (NAFLD)) or ALT level ≥3X the UI C22.4		DX	OTHER SARCOMAS OF LIVER		ICD-10-CM
13	Liver disease (not including non-alcoholic fatty liver disease (NAFLD)) or ALT level ≥3X the UI C22.7		DX	OTHER SPECIFIED CARCINOMAS OF LIVER		ICD-10-CM
13	Liver disease (not including non-alcoholic fatty liver disease (NAFLD)) or ALT level ≥3X the UI C22.8		DX	MALIGNANT NEOPLASM OF LIVER, PRIMARY, UNSPECIFIED AS TO TYPE		ICD-10-CM
13	Liver disease (not including non-alcoholic fatty liver disease (NAFLD)) or ALT level ≥3X the UI C22.9		DX	MALIGNANT NEOPLASM OF LIVER, NOT SPECIFIED AS PRIMARY OR SECONDARY		ICD-10-CM
13	Liver disease (not including non-alcoholic fatty liver disease (NAFLD)) or ALT level ≥3X the UI K76.7		DX	HEPATORENAL SYNDROME		ICD-10-CM
13	Liver disease (not including non-alcoholic fatty liver disease (NAFLD)) or ALT level ≥3X the UI Z94.4		DX	LIVER TRANSPLANT STATUS		ICD-10-CM
13	Liver disease (not including non-alcoholic fatty liver disease (NAFLD)) or ALT level ≥3X the UI Z48.23		DX	ENCOUNTER FOR AFTERCARE FOLLOWING LIVER TRANSPLANT		ICD-10-CM
13	Liver disease (not including non-alcoholic fatty liver disease (NAFLD)) or ALT level ≥3X the UI T86.40		DX	UNSPECIFIED COMPLICATION OF LIVER TRANSPLANT		ICD-10-CM
13	Liver disease (not including non-alcoholic fatty liver disease (NAFLD)) or ALT level ≥3X the UI T86.41		DX	LIVER TRANSPLANT REJECTION		ICD-10-CM
13	Liver disease (not including non-alcoholic fatty liver disease (NAFLD)) or ALT level ≥3X the UI T86.42		DX	LIVER TRANSPLANT FAILURE		ICD-10-CM
13	Liver disease (not including non-alcoholic fatty liver disease (NAFLD)) or ALT level ≥3X the UI T86.43		DX	LIVER TRANSPLANT INFECTION		ICD-10-CM
13	Liver disease (not including non-alcoholic fatty liver disease (NAFLD)) or ALT level ≥3X the UI T86.49		DX	OTHER COMPLICATIONS OF LIVER TRANSPLANT		ICD-10-CM
13	Liver disease (not including non-alcoholic fatty liver disease (NAFLD)) or ALT level ≥3X the UI OFY00Z0		PX	TRANSPLANTATION OF LIVER, ALLOGENEIC, OPEN APPROACH		ICD-10-CM
13	Liver disease (not including non-alcoholic fatty liver disease (NAFLD)) or ALT level ≥3X the UI OFY00Z1		PX	TRANSPLANTATION OF LIVER, SYNGENEIC, OPEN APPROACH		ICD-10-CM
13	Liver disease (not including non-alcoholic fatty liver disease (NAFLD)) or ALT level ≥3X the UI OFY00Z2		PX	TRANSPLANTATION OF LIVER, ZOOPLASTIC, OPEN APPROACH		ICD-10-CM
13	Liver disease (not including non-alcoholic fatty liver disease (NAFLD)) or ALT level ≥3X the UI 47135		PX	LIVER TRANSPLANTATION PROCEDURES		CPT/HCPCS
13	Liver disease (not including non-alcoholic fatty liver disease (NAFLD)) or ALT level ≥3X the UI E83.00		DX	DISORDER OF COPPER METABOLISM, UNSPECIFIED		ICD-10-CM
13	Liver disease (not including non-alcoholic fatty liver disease (NAFLD)) or ALT level ≥3X the UI E83.01		DX	WILSON'S DISEASE		ICD-10-CM
13	Liver disease (not including non-alcoholic fatty liver disease (NAFLD)) or ALT level ≥3X the UI E83.09		DX	OTHER DISORDERS OF COPPER METABOLISM		ICD-10-CM
13	Liver disease (not including non-alcoholic fatty liver disease (NAFLD)) or ALT level ≥3X the UI I82.0		DX	BUDD-CHIARI SYNDROME		ICD-10-CM
13	Liver disease (not including non-alcoholic fatty liver disease (NAFLD)) or ALT level ≥3X the UI R18.0		DX	MALIGNANT ASCITES		ICD-10-CM
13	Liver disease (not including non-alcoholic fatty liver disease (NAFLD)) or ALT level ≥3X the UI K70.2		DX	ALCOHOLIC FIBROSIS AND SCLEROSIS OF LIVER		ICD-10-CM
13	Liver disease (not including non-alcoholic fatty liver disease (NAFLD)) or ALT level ≥3X the UI K70.3		DX	ALCOHOLIC CIRRHOSIS OF LIVER		ICD-10-CM

13 Liver disease (not including non-alcoholic fatty liver disease (NAFLD)) or ALT level $\geq 3X$ the UI K70.30	DX	ALCOHOLIC CIRRHOSIS OF LIVER WITHOUT ASCITES	ICD-10-CM
13 Liver disease (not including non-alcoholic fatty liver disease (NAFLD)) or ALT level $\geq 3X$ the UI K70.31	DX	ALCOHOLIC CIRRHOSIS OF LIVER WITH ASCITES	ICD-10-CM
13 Liver disease (not including non-alcoholic fatty liver disease (NAFLD)) or ALT level $\geq 3X$ the UI K70.4	DX	ALCOHOLIC HEPATIC FAILURE	ICD-10-CM
13 Liver disease (not including non-alcoholic fatty liver disease (NAFLD)) or ALT level $\geq 3X$ the UI K70.40	DX	ALCOHOLIC HEPATIC FAILURE WITHOUT COMA	ICD-10-CM
13 Liver disease (not including non-alcoholic fatty liver disease (NAFLD)) or ALT level $\geq 3X$ the UI K70.41	DX	ALCOHOLIC HEPATIC FAILURE WITH COMA	ICD-10-CM
13 Liver disease (not including non-alcoholic fatty liver disease (NAFLD)) or ALT level $\geq 3X$ the UI K71	DX	TOXIC LIVER DISEASE INCLUDES DRUG-INDUCED IDIOSYNCRATIC OR TOXIC LIVER DISEASE	ICD-10-CM
13 Liver disease (not including non-alcoholic fatty liver disease (NAFLD)) or ALT level $\geq 3X$ the UI K71.0	DX	TOXIC LIVER DISEASE WITH CHOLESTASIS	ICD-10-CM
13 Liver disease (not including non-alcoholic fatty liver disease (NAFLD)) or ALT level $\geq 3X$ the UI K71.1	DX	TOXIC LIVER DISEASE WITH HEPATIC NECROSIS	ICD-10-CM
13 Liver disease (not including non-alcoholic fatty liver disease (NAFLD)) or ALT level $\geq 3X$ the UI K71.10	DX	TOXIC LIVER DISEASE WITH HEPATIC NECROSIS, WITHOUT COMA	ICD-10-CM
13 Liver disease (not including non-alcoholic fatty liver disease (NAFLD)) or ALT level $\geq 3X$ the UI K71.11	DX	TOXIC LIVER DISEASE WITH HEPATIC NECROSIS, WITH COMA	ICD-10-CM
13 Liver disease (not including non-alcoholic fatty liver disease (NAFLD)) or ALT level $\geq 3X$ the UI K71.2	DX	TOXIC LIVER DISEASE WITH ACUTE HEPATITIS	ICD-10-CM
13 Liver disease (not including non-alcoholic fatty liver disease (NAFLD)) or ALT level $\geq 3X$ the UI K71.3	DX	TOXIC LIVER DISEASE WITH CHRONIC PERSISTENT HEPATITIS	ICD-10-CM
13 Liver disease (not including non-alcoholic fatty liver disease (NAFLD)) or ALT level $\geq 3X$ the UI K71.4	DX	TOXIC LIVER DISEASE WITH CHRONIC LOBULAR HEPATITIS	ICD-10-CM
13 Liver disease (not including non-alcoholic fatty liver disease (NAFLD)) or ALT level $\geq 3X$ the UI K71.5	DX	TOXIC LIVER DISEASE WITH CHRONIC ACTIVE HEPATITIS	ICD-10-CM
13 Liver disease (not including non-alcoholic fatty liver disease (NAFLD)) or ALT level $\geq 3X$ the UI K71.50	DX	TOXIC LIVER DISEASE WITH CHRONIC ACTIVE HEPATITIS WITHOUT ASCITES	ICD-10-CM
13 Liver disease (not including non-alcoholic fatty liver disease (NAFLD)) or ALT level $\geq 3X$ the UI K71.51	DX	TOXIC LIVER DISEASE WITH CHRONIC ACTIVE HEPATITIS WITH ASCITES	ICD-10-CM
13 Liver disease (not including non-alcoholic fatty liver disease (NAFLD)) or ALT level $\geq 3X$ the UI K71.6	DX	TOXIC LIVER DISEASE WITH HEPATITIS, NOT ELSEWHERE CLASSIFIED	ICD-10-CM
13 Liver disease (not including non-alcoholic fatty liver disease (NAFLD)) or ALT level $\geq 3X$ the UI K71.7	DX	TOXIC LIVER DISEASE WITH FIBROSIS AND CIRRHOSIS OF LIVER	ICD-10-CM
13 Liver disease (not including non-alcoholic fatty liver disease (NAFLD)) or ALT level $\geq 3X$ the UI K71.8	DX	TOXIC LIVER DISEASE WITH OTHER DISORDERS OF LIVER	ICD-10-CM
13 Liver disease (not including non-alcoholic fatty liver disease (NAFLD)) or ALT level $\geq 3X$ the UI K71.9	DX	TOXIC LIVER DISEASE, UNSPECIFIED	ICD-10-CM
13 Liver disease (not including non-alcoholic fatty liver disease (NAFLD)) or ALT level $\geq 3X$ the UI K72	DX	HEPATIC FAILURE, NOT ELSEWHERE CLASSIFIED	ICD-10-CM
13 Liver disease (not including non-alcoholic fatty liver disease (NAFLD)) or ALT level $\geq 3X$ the UI K72.0	DX	ACUTE AND SUBACUTE HEPATIC FAILURE	ICD-10-CM
13 Liver disease (not including non-alcoholic fatty liver disease (NAFLD)) or ALT level $\geq 3X$ the UI K72.00	DX	ACUTE AND SUBACUTE HEPATIC FAILURE WITHOUT COMA	ICD-10-CM
13 Liver disease (not including non-alcoholic fatty liver disease (NAFLD)) or ALT level $\geq 3X$ the UI K72.01	DX	ACUTE AND SUBACUTE HEPATIC FAILURE WITH COMA	ICD-10-CM
13 Liver disease (not including non-alcoholic fatty liver disease (NAFLD)) or ALT level $\geq 3X$ the UI K72.1	DX	CHRONIC HEPATIC FAILURE	ICD-10-CM
13 Liver disease (not including non-alcoholic fatty liver disease (NAFLD)) or ALT level $\geq 3X$ the UI K72.10	DX	CHRONIC HEPATIC FAILURE WITHOUT COMA	ICD-10-CM
13 Liver disease (not including non-alcoholic fatty liver disease (NAFLD)) or ALT level $\geq 3X$ the UI K72.11	DX	CHRONIC HEPATIC FAILURE WITH COMA	ICD-10-CM
13 Liver disease (not including non-alcoholic fatty liver disease (NAFLD)) or ALT level $\geq 3X$ the UI K72.9	DX	HEPATIC FAILURE, UNSPECIFIED	ICD-10-CM
13 Liver disease (not including non-alcoholic fatty liver disease (NAFLD)) or ALT level $\geq 3X$ the UI K72.90	DX	HEPATIC FAILURE, UNSPECIFIED WITHOUT COMA	ICD-10-CM
13 Liver disease (not including non-alcoholic fatty liver disease (NAFLD)) or ALT level $\geq 3X$ the UI K72.91	DX	HEPATIC FAILURE, UNSPECIFIED WITH COMA	ICD-10-CM
13 Liver disease (not including non-alcoholic fatty liver disease (NAFLD)) or ALT level $\geq 3X$ the UI K73	DX	CHRONIC HEPATITIS, NOT ELSEWHERE CLASSIFIED	ICD-10-CM
13 Liver disease (not including non-alcoholic fatty liver disease (NAFLD)) or ALT level $\geq 3X$ the UI K73.0	DX	CHRONIC PERSISTENT HEPATITIS, NOT ELSEWHERE CLASSIFIED	ICD-10-CM
13 Liver disease (not including non-alcoholic fatty liver disease (NAFLD)) or ALT level $\geq 3X$ the UI K73.1	DX	CHRONIC LOBULAR HEPATITIS, NOT ELSEWHERE CLASSIFIED	ICD-10-CM
13 Liver disease (not including non-alcoholic fatty liver disease (NAFLD)) or ALT level $\geq 3X$ the UI K73.2	DX	CHRONIC ACTIVE HEPATITIS, NOT ELSEWHERE CLASSIFIED	ICD-10-CM
13 Liver disease (not including non-alcoholic fatty liver disease (NAFLD)) or ALT level $\geq 3X$ the UI K73.8	DX	OTHER CHRONIC HEPATITIS, NOT ELSEWHERE CLASSIFIED	ICD-10-CM
13 Liver disease (not including non-alcoholic fatty liver disease (NAFLD)) or ALT level $\geq 3X$ the UI K73.9	DX	CHRONIC HEPATITIS, UNSPECIFIED	ICD-10-CM
13 Liver disease (not including non-alcoholic fatty liver disease (NAFLD)) or ALT level $\geq 3X$ the UI K74	DX	FIBROSIS AND CIRRHOSIS OF LIVER	ICD-10-CM
13 Liver disease (not including non-alcoholic fatty liver disease (NAFLD)) or ALT level $\geq 3X$ the UI K74.0	DX	HEPATIC FIBROSIS	ICD-10-CM
13 Liver disease (not including non-alcoholic fatty liver disease (NAFLD)) or ALT level $\geq 3X$ the UI K74.02	DX	HEPATIC FIBROSIS, ADVANCED FIBROSIS	ICD-10-CM
13 Liver disease (not including non-alcoholic fatty liver disease (NAFLD)) or ALT level $\geq 3X$ the UI K74.1	DX	HEPATIC SCLEROSIS	ICD-10-CM
13 Liver disease (not including non-alcoholic fatty liver disease (NAFLD)) or ALT level $\geq 3X$ the UI K74.2	DX	HEPATIC FIBROSIS WITH HEPATIC SCLEROSIS	ICD-10-CM
13 Liver disease (not including non-alcoholic fatty liver disease (NAFLD)) or ALT level $\geq 3X$ the UI K74.3	DX	PRIMARY BILIARY CIRRHOSIS	ICD-10-CM
13 Liver disease (not including non-alcoholic fatty liver disease (NAFLD)) or ALT level $\geq 3X$ the UI K74.4	DX	SECONDARY BILIARY CIRRHOSIS	ICD-10-CM
13 Liver disease (not including non-alcoholic fatty liver disease (NAFLD)) or ALT level $\geq 3X$ the UI K74.5	DX	BILIARY CIRRHOSIS, UNSPECIFIED	ICD-10-CM
13 Liver disease (not including non-alcoholic fatty liver disease (NAFLD)) or ALT level $\geq 3X$ the UI K74.6	DX	OTHER AND UNSPECIFIED CIRRHOSIS OF LIVER	ICD-10-CM
13 Liver disease (not including non-alcoholic fatty liver disease (NAFLD)) or ALT level $\geq 3X$ the UI K74.60	DX	UNSPECIFIED CIRRHOSIS OF LIVER	ICD-10-CM
13 Liver disease (not including non-alcoholic fatty liver disease (NAFLD)) or ALT level $\geq 3X$ the UI K74.69	DX	OTHER CIRRHOSIS OF LIVER	ICD-10-CM
13 Liver disease (not including non-alcoholic fatty liver disease (NAFLD)) or ALT level $\geq 3X$ the UI K75.2	DX	NONSPECIFIC REACTIVE HEPATITIS	ICD-10-CM
13 Liver disease (not including non-alcoholic fatty liver disease (NAFLD)) or ALT level $\geq 3X$ the UI K75.3	DX	GRANULOMATOUS HEPATITIS, NOT ELSEWHERE CLASSIFIED	ICD-10-CM
13 Liver disease (not including non-alcoholic fatty liver disease (NAFLD)) or ALT level $\geq 3X$ the UI K75.4	DX	AUTOIMMUNE HEPATITIS	ICD-10-CM
13 Liver disease (not including non-alcoholic fatty liver disease (NAFLD)) or ALT level $\geq 3X$ the UI K76.1	DX	CHRONIC PASSIVE CONGESTION OF LIVER (CARDIAC CIRRHOSIS OR SCLEROSIS)	ICD-10-CM
13 Liver disease (not including non-alcoholic fatty liver disease (NAFLD)) or ALT level $\geq 3X$ the UI K76.2	DX	CENTRAL HEMORRHAGIC NECROSIS OF LIVER	ICD-10-CM
13 Liver disease (not including non-alcoholic fatty liver disease (NAFLD)) or ALT level $\geq 3X$ the UI K76.3	DX	INFARCTION OF LIVER	ICD-10-CM
13 Liver disease (not including non-alcoholic fatty liver disease (NAFLD)) or ALT level $\geq 3X$ the UI K76.4	DX	PELIOSIS HEPATIS (HEPATIC ANGIOMATOSIS)	ICD-10-CM
13 Liver disease (not including non-alcoholic fatty liver disease (NAFLD)) or ALT level $\geq 3X$ the UI K76.5	DX	HEPATIC VENO-OCCCLUSIVE DISEASE	ICD-10-CM
13 Liver disease (not including non-alcoholic fatty liver disease (NAFLD)) or ALT level $\geq 3X$ the UI K76.7	DX	HEPATORENAL SYNDROME	ICD-10-CM
13 Liver disease (not including non-alcoholic fatty liver disease (NAFLD)) or ALT level $\geq 3X$ the UI K76.81	DX	HEPATOPULMONARY SYNDROME	ICD-10-CM
13 Liver disease (not including non-alcoholic fatty liver disease (NAFLD)) or ALT level $\geq 3X$ the UI K76.82	DX	HEPATIC ENCEPHALOPATHY	ICD-10-CM
14 eGFR <15 mL/Min/1.73 m2 or on chronic dialysis	N18.5	CHRONIC KIDNEY DISEASE, STAGE 5	ICD-10-CM
14 eGFR <15 mL/Min/1.73 m2 or on chronic dialysis	N18.6	END STAGE RENAL DISEASE	ICD-10-CM
14 eGFR <15 mL/Min/1.73 m2 or on chronic dialysis	I12.0	HYPERTENSIVE CHRONIC KIDNEY DISEASE WITH STAGE 5 CHRONIC KIDNEY DISEASE OR END STAGE RENAL DISEASE	ICD-10-CM
14 eGFR <15 mL/Min/1.73 m2 or on chronic dialysis	I13.2	HYPERTENSIVE HEART AND CHRONIC KIDNEY DISEASE WITH HEART FAILURE AND WITH STAGE 5 CHRONIC KIDNEY DISEASE, OR END STAGE RENAL DISEASE	ICD-10-CM

14 eGFR <15 mL/Min/1.73 m2 or on chronic dialysis	Z49	DX	ENCOUNTER FOR CARE INVOLVING RENAL DIALYSIS	ICD-10-CM
14 eGFR <15 mL/Min/1.73 m2 or on chronic dialysis	Z49.0	DX	PREPARATORY CARE FOR RENAL DIALYSIS	ICD-10-CM
14 eGFR <15 mL/Min/1.73 m2 or on chronic dialysis	Z49.3	DX	ENCOUNTER FOR ADEQUACY TESTING FOR DIALYSIS	ICD-10-CM
14 eGFR <15 mL/Min/1.73 m2 or on chronic dialysis	Z49.31	DX	ENCOUNTER FOR ADEQUACY TESTING FOR HEMODIALYSIS	ICD-10-CM
14 eGFR <15 mL/Min/1.73 m2 or on chronic dialysis	Z49.32	DX	ENCOUNTER FOR ADEQUACY TESTING FOR PERITONEAL DIALYSIS	ICD-10-CM
14 eGFR <15 mL/Min/1.73 m2 or on chronic dialysis	Z49.01	DX	ENCOUNTER FOR FITTING AND ADJUSTMENT OF EXTRACORPOREAL DIALYSIS CATHETER	ICD-10-CM
14 eGFR <15 mL/Min/1.73 m2 or on chronic dialysis	Z49.02	DX	ENCOUNTER FOR FITTING AND ADJUSTMENT OF PERITONEAL DIALYSIS CATHETER	ICD-10-CM
14 eGFR <15 mL/Min/1.73 m2 or on chronic dialysis	Z91.15	DX	PATIENT'S NONCOMPLIANCE WITH RENAL DIALYSIS	ICD-10-CM
14 eGFR <15 mL/Min/1.73 m2 or on chronic dialysis	Z99.2	DX	DEPENDENCE ON RENAL DIALYSIS	ICD-10-CM
14 eGFR <15 mL/Min/1.73 m2 or on chronic dialysis	R88.0	DX	CLOUDY (HEMODIALYSIS) (PERITONEAL) DIALYSIS EFFLUENT	ICD-10-CM
14 eGFR <15 mL/Min/1.73 m2 or on chronic dialysis	T82.41	DX	BREAKDOWN (MECHANICAL) OF VASCULAR DIALYSIS CATHETER	ICD-10-CM
14 eGFR <15 mL/Min/1.73 m2 or on chronic dialysis	T82.41XA	DX	BREAKDOWN (MECHANICAL) OF VASCULAR DIALYSIS CATHETER, INITIAL ENCOUNTER	ICD-10-CM
14 eGFR <15 mL/Min/1.73 m2 or on chronic dialysis	T82.41XD	DX	BREAKDOWN (MECHANICAL) OF VASCULAR DIALYSIS CATHETER, SUBSEQUENT ENCOUNTER	ICD-10-CM
14 eGFR <15 mL/Min/1.73 m2 or on chronic dialysis	T82.41XS	DX	BREAKDOWN (MECHANICAL) OF VASCULAR DIALYSIS CATHETER, SEQUELA	ICD-10-CM
14 eGFR <15 mL/Min/1.73 m2 or on chronic dialysis	T82.42	DX	DISPLACEMENT OF VASCULAR DIALYSIS CATHETER	ICD-10-CM
14 eGFR <15 mL/Min/1.73 m2 or on chronic dialysis	T82.42XA	DX	DISPLACEMENT OF VASCULAR DIALYSIS CATHETER, INITIAL ENCOUNTER	ICD-10-CM
14 eGFR <15 mL/Min/1.73 m2 or on chronic dialysis	T82.42XD	DX	DISPLACEMENT OF VASCULAR DIALYSIS CATHETER, SUBSEQUENT ENCOUNTER	ICD-10-CM
14 eGFR <15 mL/Min/1.73 m2 or on chronic dialysis	T82.42XS	DX	DISPLACEMENT OF VASCULAR DIALYSIS CATHETER, SEQUELA	ICD-10-CM
14 eGFR <15 mL/Min/1.73 m2 or on chronic dialysis	T82.43	DX	LEAKAGE OF VASCULAR DIALYSIS CATHETER	ICD-10-CM
14 eGFR <15 mL/Min/1.73 m2 or on chronic dialysis	T82.43XA	DX	LEAKAGE OF VASCULAR DIALYSIS CATHETER, INITIAL ENCOUNTER	ICD-10-CM
14 eGFR <15 mL/Min/1.73 m2 or on chronic dialysis	T82.43XD	DX	LEAKAGE OF VASCULAR DIALYSIS CATHETER, SUBSEQUENT ENCOUNTER	ICD-10-CM
14 eGFR <15 mL/Min/1.73 m2 or on chronic dialysis	T82.43XS	DX	LEAKAGE OF VASCULAR DIALYSIS CATHETER, SEQUELA	ICD-10-CM
14 eGFR <15 mL/Min/1.73 m2 or on chronic dialysis	T82.49	DX	OTHER COMPLICATION OF VASCULAR DIALYSIS CATHETER	ICD-10-CM
14 eGFR <15 mL/Min/1.73 m2 or on chronic dialysis	T82.49XA	DX	OTHER COMPLICATION OF VASCULAR DIALYSIS CATHETER, INITIAL ENCOUNTER	ICD-10-CM
14 eGFR <15 mL/Min/1.73 m2 or on chronic dialysis	T82.49XD	DX	OTHER COMPLICATION OF VASCULAR DIALYSIS CATHETER, SUBSEQUENT ENCOUNTER	ICD-10-CM
14 eGFR <15 mL/Min/1.73 m2 or on chronic dialysis	T82.49XS	DX	OTHER COMPLICATION OF VASCULAR DIALYSIS CATHETER, SEQUELA	ICD-10-CM
14 eGFR <15 mL/Min/1.73 m2 or on chronic dialysis	T85.611	DX	BREAKDOWN (MECHANICAL) OF INTRAPERITONEAL DIALYSIS CATHETER	ICD-10-CM
14 eGFR <15 mL/Min/1.73 m2 or on chronic dialysis	T85.611A	DX	BREAKDOWN (MECHANICAL) OF INTRAPERITONEAL DIALYSIS CATHETER, INITIAL ENCOUNTER	ICD-10-CM
14 eGFR <15 mL/Min/1.73 m2 or on chronic dialysis	T85.611D	DX	BREAKDOWN (MECHANICAL) OF INTRAPERITONEAL DIALYSIS CATHETER, SUBSEQUENT ENCOUNTER	ICD-10-CM
14 eGFR <15 mL/Min/1.73 m2 or on chronic dialysis	T85.611S	DX	BREAKDOWN (MECHANICAL) OF INTRAPERITONEAL DIALYSIS CATHETER, SEQUELA	ICD-10-CM
14 eGFR <15 mL/Min/1.73 m2 or on chronic dialysis	T85.621	DX	DISPLACEMENT OF INTRAPERITONEAL DIALYSIS CATHETER	ICD-10-CM
14 eGFR <15 mL/Min/1.73 m2 or on chronic dialysis	T85.621A	DX	DISPLACEMENT OF INTRAPERITONEAL DIALYSIS CATHETER, INITIAL ENCOUNTER	ICD-10-CM
14 eGFR <15 mL/Min/1.73 m2 or on chronic dialysis	T85.621D	DX	DISPLACEMENT OF INTRAPERITONEAL DIALYSIS CATHETER, SUBSEQUENT ENCOUNTER	ICD-10-CM
14 eGFR <15 mL/Min/1.73 m2 or on chronic dialysis	T85.621S	DX	DISPLACEMENT OF INTRAPERITONEAL DIALYSIS CATHETER, SEQUELA	ICD-10-CM
14 eGFR <15 mL/Min/1.73 m2 or on chronic dialysis	T85.631	DX	LEAKAGE OF INTRAPERITONEAL DIALYSIS CATHETER	ICD-10-CM
14 eGFR <15 mL/Min/1.73 m2 or on chronic dialysis	T85.631A	DX	LEAKAGE OF INTRAPERITONEAL DIALYSIS CATHETER, INITIAL ENCOUNTER	ICD-10-CM
14 eGFR <15 mL/Min/1.73 m2 or on chronic dialysis	T85.631D	DX	LEAKAGE OF INTRAPERITONEAL DIALYSIS CATHETER, SUBSEQUENT ENCOUNTER	ICD-10-CM
14 eGFR <15 mL/Min/1.73 m2 or on chronic dialysis	T85.631S	DX	LEAKAGE OF INTRAPER	ICD-10-CM
14 eGFR <15 mL/Min/1.73 m2 or on chronic dialysis	T85.691	DX	OTHER MECHANICAL COMPLICATION OF INTRAPERITONEAL DIALYSIS CATHETER	ICD-10-CM
14 eGFR <15 mL/Min/1.73 m2 or on chronic dialysis	T85.691A	DX	OTHER MECHANICAL COMPLICATION OF INTRAPERITONEAL DIALYSIS CATHETER, INITIAL ENCOUNTER	ICD-10-CM
14 eGFR <15 mL/Min/1.73 m2 or on chronic dialysis	T85.691D	DX	OTHER MECHANICAL COMPLICATION OF INTRAPERITONEAL DIALYSIS CATHETER, SUBSEQUENT ENCOUNTER	ICD-10-CM
14 eGFR <15 mL/Min/1.73 m2 or on chronic dialysis	T85.691S	DX	OTHER MECHANICAL COMPLICATION OF INTRAPERITONEAL DIALYSIS CATHETER, SEQUELA	ICD-10-CM
14 eGFR <15 mL/Min/1.73 m2 or on chronic dialysis	T85.71	DX	INFECTION AND INFLAMMATORY REACTION DUE TO PERITONEAL DIALYSIS CATHETER	ICD-10-CM
14 eGFR <15 mL/Min/1.73 m2 or on chronic dialysis	T85.71XA	DX	INFECTION AND INFLAMMATORY REACTION DUE TO PERITONEAL DIALYSIS CATHETER, INITIAL ENCOUNTER	ICD-10-CM
14 eGFR <15 mL/Min/1.73 m2 or on chronic dialysis	T85.71XD	DX	INFECTION AND INFLAMMATORY REACTION DUE TO PERITONEAL DIALYSIS CATHETER, SUBSEQUENT ENCOUNTER	ICD-10-CM
14 eGFR <15 mL/Min/1.73 m2 or on chronic dialysis	T85.71XS	DX	INFECTION AND INFLAMMATORY REACTION DUE TO PERITONEAL DIALYSIS CATHETER, SEQUELA	ICD-10-CM

14 eGFR <15 mL/Min/1.73 m2 or on chronic dialysis	Y84.1	DX	KIDNEY DIALYSIS AS THE CAUSE OF ABNORMAL REACTION OF THE PATIENT, OR OF LATER COMPLICATION, WITHOUT MENTION OF MISADVENTURE AT THE TIME OF THE PROCEDURE	ICD-10-CM
14 eGFR <15 mL/Min/1.73 m2 or on chronic dialysis	Z94.0	DX	KIDNEY TRANSPLANT STATUS	ICD-10-CM
14 eGFR <15 mL/Min/1.73 m2 or on chronic dialysis	T86.1	DX	COMPLICATIONS OF KIDNEY TRANSPLANT	ICD-10-CM
14 eGFR <15 mL/Min/1.73 m2 or on chronic dialysis	T86.10	DX	UNSPECIFIED COMPLICATION OF KIDNEY TRANSPLANT	ICD-10-CM
14 eGFR <15 mL/Min/1.73 m2 or on chronic dialysis	T86.11	DX	KIDNEY TRANSPLANT REJECTION	ICD-10-CM
14 eGFR <15 mL/Min/1.73 m2 or on chronic dialysis	T86.12	DX	KIDNEY TRANSPLANT FAILURE	ICD-10-CM
14 eGFR <15 mL/Min/1.73 m2 or on chronic dialysis	T86.13	DX	KIDNEY TRANSPLANT INFECTION	ICD-10-CM
14 eGFR <15 mL/Min/1.73 m2 or on chronic dialysis	T86.19	DX	OTHER COMPLICATION OF KIDNEY TRANSPLANT	ICD-10-CM
14 eGFR <15 mL/Min/1.73 m2 or on chronic dialysis	Z48.22	DX	ENCOUNTER FOR AFTERCARE FOLLOWING KIDNEY TRANSPLANT	ICD-10-CM
14 eGFR <15 mL/Min/1.73 m2 or on chronic dialysis	5A1D70Z	PX	PERFORMANCE OF URINARY FILTRATION, INTERMITTENT, LESS THAN 6 HOURS PER DAY	ICD-10-CM
14 eGFR <15 mL/Min/1.73 m2 or on chronic dialysis	5A1D80Z	PX	PERFORMANCE OF URINARY FILTRATION, PROLONGED INTERMITTENT, 6-18 HOURS PER DAY	ICD-10-CM
14 eGFR <15 mL/Min/1.73 m2 or on chronic dialysis	5A1D90Z	PX	PERFORMANCE OF URINARY FILTRATION, CONTINUOUS, GREATER THAN 18 HOURS PER DAY	ICD-10-CM
14 eGFR <15 mL/Min/1.73 m2 or on chronic dialysis	5A1D00Z	PX	PERFORMANCE OF URINARY FILTRATION, SINGLE	ICD-10-CM
14 eGFR <15 mL/Min/1.73 m2 or on chronic dialysis	5A1D60Z	PX	PERFORMANCE OF URINARY FILTRATION, MULTIPLE	ICD-10-CM
14 eGFR <15 mL/Min/1.73 m2 or on chronic dialysis	3E1M39Z	PX	IRRIGATION OF PERITONEAL CAVITY USING DIALYSATE, PERCUTANEOUS APPROACH	ICD-10-CM
14 eGFR <15 mL/Min/1.73 m2 or on chronic dialysis	0TY00Z0	PX	TRANSPLANTATION OF RIGHT KIDNEY, ALLOGENEIC, OPEN APPROACH	ICD-10-CM
14 eGFR <15 mL/Min/1.73 m2 or on chronic dialysis	0TY00Z1	PX	TRANSPLANTATION OF RIGHT KIDNEY, SYNGENEIC, OPEN APPROACH	ICD-10-CM
14 eGFR <15 mL/Min/1.73 m2 or on chronic dialysis	0TY00Z2	PX	TRANSPLANTATION OF RIGHT KIDNEY, ZOOPLASTIC, OPEN APPROACH	ICD-10-CM
14 eGFR <15 mL/Min/1.73 m2 or on chronic dialysis	0TY10Z0	PX	TRANSPLANTATION OF LEFT KIDNEY, ALLOGENEIC, OPEN APPROACH	ICD-10-CM
14 eGFR <15 mL/Min/1.73 m2 or on chronic dialysis	0TY10Z1	PX	TRANSPLANTATION OF LEFT KIDNEY, SYNGENEIC, OPEN APPROACH	ICD-10-CM
14 eGFR <15 mL/Min/1.73 m2 or on chronic dialysis	0TY10Z2	PX	TRANSPLANTATION OF LEFT KIDNEY, ZOOPLASTIC, OPEN APPROACH	ICD-10-CM
14 eGFR <15 mL/Min/1.73 m2 or on chronic dialysis	0TS00ZZ	PX	REPOSITION RIGHT KIDNEY, OPEN APPROACH	ICD-10-CM
14 eGFR <15 mL/Min/1.73 m2 or on chronic dialysis	0TS10ZZ	PX	REPOSITION LEFT KIDNEY, OPEN APPROACH	ICD-10-CM
14 eGFR <15 mL/Min/1.73 m2 or on chronic dialysis	90989	PX	DIALYSIS TRAINING, PATIENT, INCLUDING HELPER WHERE APPLICABLE, ANY MODE, COMPLETED COURSE	CPT/HCPCS
14 eGFR <15 mL/Min/1.73 m2 or on chronic dialysis	90993	PX	DIALYSIS TRAINING, PATIENT, INCLUDING HELPER WHERE APPLICABLE, ANY MODE, COURSE NOT COMPLETED, PER TRAINING SESSION	CPT/HCPCS
14 eGFR <15 mL/Min/1.73 m2 or on chronic dialysis	90999	PX	UNLISTED DIALYSIS PROCEDURE, INPATIENT OR OUTPATIENT	CPT/HCPCS
14 eGFR <15 mL/Min/1.73 m2 or on chronic dialysis	99512	PX	HOME VISIT FOR HEMODIALYSIS	CPT/HCPCS
14 eGFR <15 mL/Min/1.73 m2 or on chronic dialysis	99559	PX	HOME INFUSION OF PERITONEAL DIALYSIS, PER DIEM / HOME INFUSION OF PERITONEAL DIALYSIS, PER VISIT	CPT/HCPCS
14 eGFR <15 mL/Min/1.73 m2 or on chronic dialysis	90925	PX	END STAGE RENAL DISEASE (ESRD) RELATED SERVICES (LESS THAN FULL MONTH), PER DAY; FOR PATIENTS TWENTY YEARS OF AGE AND OVER / END-STAGE RENAL DISEASE (ESRD) RELATED SERVICES (LESS THAN FULL MONTH), PER DAY; FOR PATIENTS TWENTY YEARS OF AGE AND OLDER / END-STAGE RENAL DISEASE (ESRD) RELATED SERVICES (LESS THAN FULL MONTH), PER DAY; FOR PATIENTS TWENTY YEARS OF AGE AND OVER	CPT/HCPCS
14 eGFR <15 mL/Min/1.73 m2 or on chronic dialysis	50360	PX	RENAL ALLOTRANSPLANTATION, IMPLANTATION OF GRAFT; WITHOUT RECIPIENT NEPHRECTOMY	CPT/HCPCS
14 eGFR <15 mL/Min/1.73 m2 or on chronic dialysis	50365	PX	RENAL ALLOTRANSPLANTATION, IMPLANTATION OF GRAFT; WITH RECIPIENT NEPHRECTOMY	CPT/HCPCS
14 eGFR <15 mL/Min/1.73 m2 or on chronic dialysis	50370	PX	REMOVAL OF TRANSPLANTED RENAL ALLOGRAFT	CPT/HCPCS
14 eGFR <15 mL/Min/1.73 m2 or on chronic dialysis	50380	PX	RENAL AUTOTRANSPLANTATION, REIMPLANTATION OF KIDNEY	CPT/HCPCS
14 eGFR <15 mL/Min/1.73 m2 or on chronic dialysis	G0257	PX	UNSCHEDULED OR EMERGENCY DIALYSIS TREATMENT FOR AN ESRD PATIENT IN A HOSPITAL OUTPATIENT DEPARTMENT THAT IS NOT CERTIFIED AS AN ESRD FACILITY	CPT/HCPCS
14 eGFR <15 mL/Min/1.73 m2 or on chronic dialysis	G0319	PX	END STAGE RENAL DISEASE (ESRD) RELATED SERVICES DURING THE COURSE OF TREATMENT, FOR PATIENTS 20 YEARS OF AGE AND OVER; WITH 1 FACE-TO-FACE PHYSICIAN VISIT PER MONTH / END STAGE RENAL DISEASE (ESRD) RELATED SERVICES DURING THE COURSE OF TREATMENT, FOR PATIENTS 20 YEARS OF AGE AND OVER; WITH 1 FACE-TO-FACE PHYSICIAN VISIT PER MONTH	CPT/HCPCS
14 eGFR <15 mL/Min/1.73 m2 or on chronic dialysis	G0326	PX	END STAGE RENAL DISEASE (ESRD) RELATED SERVICES FOR HOME DIALYSIS (LESS THAN FULL MONTH), PER DAY; FOR PATIENTS BETWEEN TWELVE AND NINETEEN YEARS OF AGE / END STAGE RENAL DISEASE (ESRD) RELATED SERVICES LESS THAN FULL MONTH, PER DAY; FOR PATIENTS BETWEEN TWELVE AND NINETEEN YEARS OF AGE	CPT/HCPCS
14 eGFR <15 mL/Min/1.73 m2 or on chronic dialysis	S9335	PX	HOME THERAPY, HEMODIALYSIS; ADMINISTRATIVE SERVICES, PROFESSIONAL PHARMACY SERVICES, CARE COORDINATION, AND ALL NECESSARY SUPPLIES AND EQUIPMENT (DRUGS AND NURSING SERVICES CODED SEPARATELY), PER DIEM	CPT/HCPCS

14 eGFR <15 mL/Min/1.73 m2 or on chronic dialysis	90920	PX	END STAGE RENAL DISEASE (ESRD) RELATED SERVICES PER FULL MONTH; FOR PATIENTS BETWEEN TWELVE AND NINETEEN YEARS OF AGE TO INCLUDE MONITORING FOR THE ADEQUACY OF NUTRITION, ASSESSMENT OF GROWTH AND DEVELOPMENT, AND COUNSELING OF PARENTS / END-STAGE RENAL DISEASE (ESRD) RELATED SERVICES PER FULL MONTH; FOR PATIENTS BETWEEN TWELVE AND NINETEEN YEARS OF AGE TO INCLUDE MONITORING FOR THE ADEQUACY OF NUTRITION, ASSESSMENT OF GROWTH AND DEVELOPMENT, AND COUNSELING OF PARENTS	CPT/HCPCS
14 eGFR <15 mL/Min/1.73 m2 or on chronic dialysis	90921	PX	END STAGE RENAL DISEASE (ESRD) RELATED SERVICES PER FULL MONTH; FOR PATIENTS TWENTY YEARS OF AGE AND OVER / END-STAGE RENAL DISEASE (ESRD) RELATED SERVICES PER FULL MONTH; FOR PATIENTS TWENTY YEARS OF AGE AND OLDER / END-STAGE RENAL DISEASE (ESRD) RELATED SERVICES PER FULL MONTH; FOR PATIENTS TWENTY YEARS OF AGE AND OVER	CPT/HCPCS
14 eGFR <15 mL/Min/1.73 m2 or on chronic dialysis	90924	PX	END STAGE RENAL DISEASE (ESRD) RELATED SERVICES (LESS THAN FULL MONTH), PER DAY; FOR PATIENTS BETWEEN TWELVE AND NINETEEN YEARS OF AGE / END-STAGE RENAL DISEASE (ESRD) RELATED SERVICES (LESS THAN FULL MONTH), PER DAY; FOR PATIENTS BETWEEN TWELVE AND NINETEEN YEARS OF AGE	CPT/HCPCS
14 eGFR <15 mL/Min/1.73 m2 or on chronic dialysis	90925	PX	END STAGE RENAL DISEASE (ESRD) RELATED SERVICES (LESS THAN FULL MONTH), PER DAY; FOR PATIENTS TWENTY YEARS OF AGE AND OVER / END-STAGE RENAL DISEASE (ESRD) RELATED SERVICES (LESS THAN FULL MONTH), PER DAY; FOR PATIENTS TWENTY YEARS OF AGE AND OLDER / END-STAGE RENAL DISEASE (ESRD) RELATED SERVICES (LESS THAN FULL MONTH), PER DAY; FOR PATIENTS TWENTY YEARS OF AGE AND OVER	CPT/HCPCS
14 eGFR <15 mL/Min/1.73 m2 or on chronic dialysis	90935	PX	HEMODIALYSIS PROCEDURE WITH SINGLE EVALUATION BY A PHYSICIAN OR OTHER QUALIFIED HEALTH CARE PROFESSIONAL	CPT/HCPCS
14 eGFR <15 mL/Min/1.73 m2 or on chronic dialysis	90937	PX	HEMODIALYSIS PROCEDURE REQUIRING REPEATED EVALUATION(S) WITH OR WITHOUT SUBSTANTIAL REVISION OF DIALYSIS PRESCRIPTION	CPT/HCPCS
14 eGFR <15 mL/Min/1.73 m2 or on chronic dialysis	90939	PX	HEMODIALYSIS ACCESS FLOW STUDY TO DETERMINE BLOOD FLOW IN GRAFTS AND ARTERIOVENOUS FISTULAE BY AN INDICATOR DILUTION METHOD, HOOK-UP; TRANSCUTANEOUS MEASUREMENT AND DISCONNECTION	CPT/HCPCS
14 eGFR <15 mL/Min/1.73 m2 or on chronic dialysis	90940	PX	HEMODIALYSIS ACCESS FLOW STUDY TO DETERMINE BLOOD FLOW IN GRAFTS AND ARTERIOVENOUS FISTULAE BY AN INDICATOR METHOD	CPT/HCPCS
14 eGFR <15 mL/Min/1.73 m2 or on chronic dialysis	90945	PX	DIALYSIS PROCEDURE OTHER THAN HEMODIALYSIS (EG, PERITONEAL DIALYSIS, HEMOFILTRATION, OR OTHER CONTINUOUS RENAL REPLACEMENT THERAPIES), WITH SINGLE EVALUATION BY A PHYSICIAN OR OTHER QUALIFIED HEALTH CARE PROFESSIONAL	CPT/HCPCS
14 eGFR <15 mL/Min/1.73 m2 or on chronic dialysis	90947	PX	DIALYSIS PROCEDURE OTHER THAN HEMODIALYSIS (EG, PERITONEAL DIALYSIS, HEMOFILTRATION, OR OTHER CONTINUOUS RENAL REPLACEMENT THERAPIES) REQUIRING REPEATED EVALUATIONS BY A PHYSICIAN OR OTHER QUALIFIED HEALTH CARE PROFESSIONAL, WITH OR WITHOUT SUBSTANTIAL REVISION OF DIALYSIS PRESCRIPTION	CPT/HCPCS
14 eGFR <15 mL/Min/1.73 m2 or on chronic dialysis	90957	PX	END-STAGE RENAL DISEASE (ESRD) RELATED SERVICES MONTHLY, FOR PATIENTS 12-19 YEARS OF AGE TO INCLUDE MONITORING FOR THE ADEQUACY OF NUTRITION, ASSESSMENT OF GROWTH AND DEVELOPMENT, AND COUNSELING OF PARENTS; WITH 4 OR MORE FACE-TO-FACE VISITS BY A PHYSICIAN OR OTHER QUALIFIED HEALTH CARE PROFESSIONAL PER MONTH	CPT/HCPCS
14 eGFR <15 mL/Min/1.73 m2 or on chronic dialysis	90958	PX	END-STAGE RENAL DISEASE (ESRD) RELATED SERVICES MONTHLY, FOR PATIENTS 12-19 YEARS OF AGE TO INCLUDE MONITORING FOR THE ADEQUACY OF NUTRITION, ASSESSMENT OF GROWTH AND DEVELOPMENT, AND COUNSELING OF PARENTS; WITH 2-3 FACE-TO-FACE VISITS BY A PHYSICIAN OR OTHER QUALIFIED HEALTH CARE PROFESSIONAL PER MONTH	CPT/HCPCS
14 eGFR <15 mL/Min/1.73 m2 or on chronic dialysis	90959	PX	END-STAGE RENAL DISEASE (ESRD) RELATED SERVICES MONTHLY, FOR PATIENTS 12-19 YEARS OF AGE TO INCLUDE MONITORING FOR THE ADEQUACY OF NUTRITION, ASSESSMENT OF GROWTH AND DEVELOPMENT, AND COUNSELING OF PARENTS; WITH 1 FACE-TO-FACE VISIT BY A PHYSICIAN OR OTHER QUALIFIED HEALTH CARE PROFESSIONAL PER MONTH	CPT/HCPCS
14 eGFR <15 mL/Min/1.73 m2 or on chronic dialysis	90960	PX	END-STAGE RENAL DISEASE (ESRD) RELATED SERVICES MONTHLY, FOR PATIENTS 20 YEARS OF AGE AND OLDER; WITH 4 OR MORE FACE-TO-FACE VISITS BY A PHYSICIAN OR OTHER QUALIFIED HEALTH CARE PROFESSIONAL PER MONTH	CPT/HCPCS
14 eGFR <15 mL/Min/1.73 m2 or on chronic dialysis	90961	PX	END-STAGE RENAL DISEASE (ESRD) RELATED SERVICES MONTHLY, FOR PATIENTS 20 YEARS OF AGE AND OLDER; WITH 2-3 FACE-TO-FACE VISITS BY A PHYSICIAN OR OTHER QUALIFIED HEALTH CARE PROFESSIONAL PER MONTH	CPT/HCPCS

14 eGFR <15 mL/Min/1.73 m2 or on chronic dialysis	90962	PX	END-STAGE RENAL DISEASE (ESRD) RELATED SERVICES MONTHLY, FOR PATIENTS 20 YEARS OF AGE AND OLDER; WITH 1 FACE-TO-FACE VISIT BY A PHYSICIAN OR OTHER QUALIFIED HEALTH CARE PROFESSIONAL PER MONTH	CPT/HCPCS
14 eGFR <15 mL/Min/1.73 m2 or on chronic dialysis	90965	PX	END-STAGE RENAL DISEASE (ESRD) RELATED SERVICES FOR HOME DIALYSIS PER FULL MONTH, FOR PATIENTS 12-19 YEARS OF AGE TO INCLUDE MONITORING FOR THE ADEQUACY OF NUTRITION, ASSESSMENT OF GROWTH AND DEVELOPMENT, AND COUNSELING OF PARENTS	CPT/HCPCS
14 eGFR <15 mL/Min/1.73 m2 or on chronic dialysis	90966	PX	END-STAGE RENAL DISEASE (ESRD) RELATED SERVICES FOR HOME DIALYSIS PER FULL MONTH, FOR PATIENTS 20 YEARS OF AGE AND OLDER	CPT/HCPCS
14 eGFR <15 mL/Min/1.73 m2 or on chronic dialysis	90969	PX	END-STAGE RENAL DISEASE (ESRD) RELATED SERVICES FOR DIALYSIS LESS THAN A FULL MONTH OF SERVICE, PER DAY; FOR PATIENTS 12-19 YEARS OF AGE	CPT/HCPCS
14 eGFR <15 mL/Min/1.73 m2 or on chronic dialysis	90970	PX	END-STAGE RENAL DISEASE (ESRD) RELATED SERVICES FOR DIALYSIS LESS THAN A FULL MONTH OF SERVICE, PER DAY; FOR PATIENTS 20 YEARS OF AGE AND OLDER	CPT/HCPCS
15 Family or personal history of multiple endocrine neoplasia or medullary thyroid carcinoma	E31.22	DX	MULTIPLE ENDOCRINE NEOPLASIA [MEN] TYPE IIA	ICD-10-CM
15 Family or personal history of multiple endocrine neoplasia or medullary thyroid carcinoma	E31.23	DX	MULTIPLE ENDOCRINE NEOPLASIA [MEN] TYPE IIB	ICD-10-CM
15 Family or personal history of multiple endocrine neoplasia or medullary thyroid carcinoma	C73	DX	MALIGNANT NEOPLASM OF THYROID GLAND	ICD-10-CM
17 Cardiovascular event or intervention <60 days prior to screening	G43.609	DX	PERSISTENT MIGRAINE AURA WITH CEREBRAL INFARCTION, NOT INTRACTABLE, WITHOUT STATUS MIGRAINOSUS	ICD-10-CM
17 Cardiovascular event or intervention <60 days prior to screening	G43.619	DX	PERSISTENT MIGRAINE AURA WITH CEREBRAL INFARCTION, INTRACTABLE, WITHOUT STATUS MIGRAINOSUS	ICD-10-CM
17 Cardiovascular event or intervention <60 days prior to screening	G45.0	DX	VERTEBRO-BASILAR ARTERY SYNDROME	ICD-10-CM
17 Cardiovascular event or intervention <60 days prior to screening	G45.1	DX	CAROTID ARTERY SYNDROME (HEMISPHERIC)	ICD-10-CM
17 Cardiovascular event or intervention <60 days prior to screening	G45.2	DX	MULTIPLE AND BILATERAL PRECEREBRAL ARTERY SYNDROMES	ICD-10-CM
17 Cardiovascular event or intervention <60 days prior to screening	G45.8	DX	OTHER TRANSIENT CEREBRAL ISCHEMIC ATTACKS AND RELATED SYNDROMES	ICD-10-CM
17 Cardiovascular event or intervention <60 days prior to screening	G45.9	DX	TRANSIENT CEREBRAL ISCHEMIC ATTACK, UNSPECIFIED	ICD-10-CM
17 Cardiovascular event or intervention <60 days prior to screening	G46.0	DX	MIDDLE CEREBRAL ARTERY SYNDROME	ICD-10-CM
17 Cardiovascular event or intervention <60 days prior to screening	G46.1	DX	ANTERIOR CEREBRAL ARTERY SYNDROME	ICD-10-CM
17 Cardiovascular event or intervention <60 days prior to screening	G46.2	DX	POSTERIOR CEREBRAL ARTERY SYNDROME	ICD-10-CM
17 Cardiovascular event or intervention <60 days prior to screening	G46.3	DX	BRAIN STEM STROKE SYNDROME	ICD-10-CM
17 Cardiovascular event or intervention <60 days prior to screening	G46.4	DX	CEREBELLAR STROKE SYNDROME	ICD-10-CM
17 Cardiovascular event or intervention <60 days prior to screening	I21	DX	ACUTE MYOCARDIAL INFARCTION	ICD-10-CM
17 Cardiovascular event or intervention <60 days prior to screening	I21.0	DX	ST ELEVATION (STEMI) MYOCARDIAL INFARCTION OF ANTERIOR WALL	ICD-10-CM
17 Cardiovascular event or intervention <60 days prior to screening	I21.01	DX	ST ELEVATION (STEMI) MYOCARDIAL INFARCTION INVOLVING LEFT MAIN CORONARY ARTERY	ICD-10-CM
17 Cardiovascular event or intervention <60 days prior to screening	I21.02	DX	ST ELEVATION (STEMI) MYOCARDIAL INFARCTION INVOLVING LEFT ANTERIOR DESCENDING CORONARY ARTERY	ICD-10-CM
17 Cardiovascular event or intervention <60 days prior to screening	I21.09	DX	ST ELEVATION (STEMI) MYOCARDIAL INFARCTION INVOLVING OTHER CORONARY ARTERY OF ANTERIOR WALL	ICD-10-CM
17 Cardiovascular event or intervention <60 days prior to screening	I21.1	DX	ST ELEVATION (STEMI) MYOCARDIAL INFARCTION OF INFERIOR WALL	ICD-10-CM
17 Cardiovascular event or intervention <60 days prior to screening	I21.11	DX	ST ELEVATION (STEMI) MYOCARDIAL INFARCTION INVOLVING RIGHT CORONARY ARTERY	ICD-10-CM
17 Cardiovascular event or intervention <60 days prior to screening	I21.19	DX	ST ELEVATION (STEMI) MYOCARDIAL INFARCTION INVOLVING OTHER CORONARY ARTERY OF INFERIOR WALL	ICD-10-CM
17 Cardiovascular event or intervention <60 days prior to screening	I21.2	DX	ST ELEVATION (STEMI) MYOCARDIAL INFARCTION OF OTHER SITES	ICD-10-CM
17 Cardiovascular event or intervention <60 days prior to screening	I21.21	DX	ST ELEVATION (STEMI) MYOCARDIAL INFARCTION INVOLVING LEFT CIRCUMFLEX CORONARY ARTERY	ICD-10-CM
17 Cardiovascular event or intervention <60 days prior to screening	I21.29	DX	ST ELEVATION (STEMI) MYOCARDIAL INFARCTION INVOLVING OTHER SITES	ICD-10-CM
17 Cardiovascular event or intervention <60 days prior to screening	I21.3	DX	ST ELEVATION (STEMI) MYOCARDIAL INFARCTION OF UNSPECIFIED SITE	ICD-10-CM
17 Cardiovascular event or intervention <60 days prior to screening	I21.4	DX	NON-ST ELEVATION (NSTEMI) MYOCARDIAL INFARCTION	ICD-10-CM
17 Cardiovascular event or intervention <60 days prior to screening	I21.9	DX	ACUTE MYOCARDIAL INFARCTION, UNSPECIFIED	ICD-10-CM
17 Cardiovascular event or intervention <60 days prior to screening	I21.A	DX	OTHER TYPE OF MYOCARDIAL INFARCTION	ICD-10-CM
17 Cardiovascular event or intervention <60 days prior to screening	I21.A1	DX	MYOCARDIAL INFARCTION TYPE 2	ICD-10-CM
17 Cardiovascular event or intervention <60 days prior to screening	I21.A9	DX	OTHER MYOCARDIAL INFARCTION TYPE	ICD-10-CM
17 Cardiovascular event or intervention <60 days prior to screening	I22	DX	SUBSEQUENT ST ELEVATION (STEMI) AND NON-ST ELEVATION (NSTEMI) MYOCARDIAL INFARCTION	ICD-10-CM
17 Cardiovascular event or intervention <60 days prior to screening	I22.0	DX	SUBSEQUENT ST ELEVATION (STEMI) MYOCARDIAL INFARCTION OF ANTERIOR WALL	ICD-10-CM
17 Cardiovascular event or intervention <60 days prior to screening	I22.1	DX	SUBSEQUENT ST ELEVATION (STEMI) MYOCARDIAL INFARCTION OF INFERIOR WALL	ICD-10-CM
17 Cardiovascular event or intervention <60 days prior to screening	I22.2	DX	SUBSEQUENT NON-ST ELEVATION (NSTEMI) MYOCARDIAL INFARCTION	ICD-10-CM
17 Cardiovascular event or intervention <60 days prior to screening	I22.8	DX	SUBSEQUENT ST ELEVATION (STEMI) MYOCARDIAL INFARCTION OF OTHER SITES	ICD-10-CM
17 Cardiovascular event or intervention <60 days prior to screening	I22.9	DX	SUBSEQUENT ST ELEVATION (STEMI) MYOCARDIAL INFARCTION OF UNSPECIFIED SITE	ICD-10-CM
17 Cardiovascular event or intervention <60 days prior to screening	I60	DX	NONTRAUMATIC SUBARACHNOID HEMORRHAGE	ICD-10-CM

17 Cardiovascular event or intervention <60 days prior to screening	163.511	DX	CEREBRAL INFARCTION DUE TO UNSPECIFIED OCCLUSION OR STENOSIS OF RIGHT MIDDLE CEREBRAL ARTERY	ICD-10-CM
17 Cardiovascular event or intervention <60 days prior to screening	163.512	DX	CEREBRAL INFARCTION DUE TO UNSPECIFIED OCCLUSION OR STENOSIS OF LEFT MIDDLE CEREBRAL ARTERY	ICD-10-CM
17 Cardiovascular event or intervention <60 days prior to screening	163.513	DX	CEREBRAL INFARCTION DUE TO UNSPECIFIED OCCLUSION OR STENOSIS OF BILATERAL MIDDLE CEREBRAL ARTERIES	ICD-10-CM
17 Cardiovascular event or intervention <60 days prior to screening	163.519	DX	CEREBRAL INFARCTION DUE TO UNSPECIFIED OCCLUSION OR STENOSIS OF UNSPECIFIED MIDDLE CEREBRAL ARTERY	ICD-10-CM
17 Cardiovascular event or intervention <60 days prior to screening	163.52	DX	CEREBRAL INFARCTION DUE TO UNSPECIFIED OCCLUSION OR STENOSIS OF ANTERIOR CEREBRAL ARTERY	ICD-10-CM
17 Cardiovascular event or intervention <60 days prior to screening	163.521	DX	CEREBRAL INFARCTION DUE TO UNSPECIFIED OCCLUSION OR STENOSIS OF RIGHT ANTERIOR CEREBRAL ARTERY	ICD-10-CM
17 Cardiovascular event or intervention <60 days prior to screening	163.522	DX	CEREBRAL INFARCTION DUE TO UNSPECIFIED OCCLUSION OR STENOSIS OF LEFT ANTERIOR CEREBRAL ARTERY	ICD-10-CM
17 Cardiovascular event or intervention <60 days prior to screening	163.523	DX	CEREBRAL INFARCTION DUE TO UNSPECIFIED OCCLUSION OR STENOSIS OF BILATERAL ANTERIOR CEREBRAL ARTERIES	ICD-10-CM
17 Cardiovascular event or intervention <60 days prior to screening	163.529	DX	CEREBRAL INFARCTION DUE TO UNSPECIFIED OCCLUSION OR STENOSIS OF UNSPECIFIED ANTERIOR CEREBRAL ARTERY	ICD-10-CM
17 Cardiovascular event or intervention <60 days prior to screening	163.53	DX	CEREBRAL INFARCTION DUE TO UNSPECIFIED OCCLUSION OR STENOSIS OF POSTERIOR CEREBRAL ARTERY	ICD-10-CM
17 Cardiovascular event or intervention <60 days prior to screening	163.531	DX	CEREBRAL INFARCTION DUE TO UNSPECIFIED OCCLUSION OR STENOSIS OF RIGHT POSTERIOR CEREBRAL ARTERY	ICD-10-CM
17 Cardiovascular event or intervention <60 days prior to screening	163.532	DX	CEREBRAL INFARCTION DUE TO UNSPECIFIED OCCLUSION OR STENOSIS OF LEFT POSTERIOR CEREBRAL ARTERY	ICD-10-CM
17 Cardiovascular event or intervention <60 days prior to screening	163.533	DX	CEREBRAL INFARCTION DUE TO UNSPECIFIED OCCLUSION OR STENOSIS OF BILATERAL POSTERIOR CEREBRAL ARTERIES	ICD-10-CM
17 Cardiovascular event or intervention <60 days prior to screening	163.539	DX	CEREBRAL INFARCTION DUE TO UNSPECIFIED OCCLUSION OR STENOSIS OF UNSPECIFIED POSTERIOR CEREBRAL ARTERY	ICD-10-CM
17 Cardiovascular event or intervention <60 days prior to screening	163.54	DX	CEREBRAL INFARCTION DUE TO UNSPECIFIED OCCLUSION OR STENOSIS OF CEREBELLAR ARTERY	ICD-10-CM
17 Cardiovascular event or intervention <60 days prior to screening	163.541	DX	CEREBRAL INFARCTION DUE TO UNSPECIFIED OCCLUSION OR STENOSIS OF RIGHT CEREBELLAR ARTERY	ICD-10-CM
17 Cardiovascular event or intervention <60 days prior to screening	163.542	DX	CEREBRAL INFARCTION DUE TO UNSPECIFIED OCCLUSION OR STENOSIS OF LEFT CEREBELLAR ARTERY	ICD-10-CM
17 Cardiovascular event or intervention <60 days prior to screening	163.543	DX	CEREBRAL INFARCTION DUE TO UNSPECIFIED OCCLUSION OR STENOSIS OF BILATERAL CEREBELLAR ARTERIES	ICD-10-CM
17 Cardiovascular event or intervention <60 days prior to screening	163.549	DX	CEREBRAL INFARCTION DUE TO UNSPECIFIED OCCLUSION OR STENOSIS OF UNSPECIFIED CEREBELLAR ARTERY	ICD-10-CM
17 Cardiovascular event or intervention <60 days prior to screening	163.59	DX	CEREBRAL INFARCTION DUE TO UNSPECIFIED OCCLUSION OR STENOSIS OF OTHER CEREBRAL ARTERY	ICD-10-CM
17 Cardiovascular event or intervention <60 days prior to screening	163.6	DX	CEREBRAL INFARCTION DUE TO CEREBRAL VENOUS THROMBOSIS, NONPYOGENIC	ICD-10-CM
17 Cardiovascular event or intervention <60 days prior to screening	163.8	DX	OTHER CEREBRAL INFARCTION	ICD-10-CM
17 Cardiovascular event or intervention <60 days prior to screening	163.81	DX	OTHER CEREBRAL INFARCTION DUE TO OCCLUSION OR STENOSIS OF SMALL ARTERY	ICD-10-CM
17 Cardiovascular event or intervention <60 days prior to screening	163.89	DX	OTHER CEREBRAL INFARCTION	ICD-10-CM
17 Cardiovascular event or intervention <60 days prior to screening	163.9	DX	CEREBRAL INFARCTION, UNSPECIFIED	ICD-10-CM
17 Cardiovascular event or intervention <60 days prior to screening	T82.211A	DX	BREAKDOWN (MECHANICAL) OF CORONARY ARTERY BYPASS GRAFT, INITIAL ENCOUNTER	ICD-10-CM
17 Cardiovascular event or intervention <60 days prior to screening	T82.212A	DX	DISPLACEMENT OF CORONARY ARTERY BYPASS GRAFT, INITIAL ENCOUNTER	ICD-10-CM
17 Cardiovascular event or intervention <60 days prior to screening	T82.213A	DX	LEAKAGE OF CORONARY ARTERY BYPASS GRAFT, INITIAL ENCOUNTER	ICD-10-CM
17 Cardiovascular event or intervention <60 days prior to screening	T82.218A	DX	OTHER MECHANICAL COMPLICATION OF CORONARY ARTERY BYPASS GRAFT, INITIAL ENCOUNTER	ICD-10-CM
17 Cardiovascular event or intervention <60 days prior to screening	T86.30	DX	UNSPECIFIED COMPLICATION OF HEART-LUNG TRANSPLANT	ICD-10-CM
17 Cardiovascular event or intervention <60 days prior to screening	T86.31	DX	HEART-LUNG TRANSPLANT REJECTION	ICD-10-CM
17 Cardiovascular event or intervention <60 days prior to screening	T86.32	DX	HEART-LUNG TRANSPLANT FAILURE	ICD-10-CM
17 Cardiovascular event or intervention <60 days prior to screening	T86.33	DX	HEART-LUNG TRANSPLANT INFECTION	ICD-10-CM
17 Cardiovascular event or intervention <60 days prior to screening	T86.39	DX	OTHER COMPLICATIONS OF HEART-LUNG TRANSPLANT	ICD-10-CM
17 Cardiovascular event or intervention <60 days prior to screening	Z48.280	DX	ENCOUNTER FOR AFTERCARE FOLLOWING HEART-LUNG TRANSPLANT	ICD-10-CM
17 Cardiovascular event or intervention <60 days prior to screening	Z94.3	DX	HEART AND LUNGS TRANSPLANT STATUS	ICD-10-CM
17 Cardiovascular event or intervention <60 days prior to screening	Z95.1	DX	PRESENCE OF AORTOCORONARY BYPASS GRAFT	ICD-10-CM
17 Cardiovascular event or intervention <60 days prior to screening	0210083	PX	BYPASS CORONARY ARTERY, ONE ARTERY FROM CORONARY ARTERY WITH ZOOPLASTIC TISSUE, OPEN APPROACH	ICD-10-PCS
17 Cardiovascular event or intervention <60 days prior to screening	0210088	PX	BYPASS CORONARY ARTERY, ONE ARTERY FROM RIGHT INTERNAL MAMMARY WITH ZOOPLASTIC TISSUE, OPEN APPROACH	ICD-10-PCS
17 Cardiovascular event or intervention <60 days prior to screening	0210089	PX	BYPASS CORONARY ARTERY, ONE ARTERY FROM LEFT INTERNAL MAMMARY WITH ZOOPLASTIC TISSUE, OPEN APPROACH	ICD-10-PCS
17 Cardiovascular event or intervention <60 days prior to screening	021008C	PX	BYPASS CORONARY ARTERY, ONE ARTERY FROM THORACIC ARTERY WITH ZOOPLASTIC TISSUE, OPEN APPROACH	ICD-10-PCS

17 Cardiovascular event or intervention <60 days prior to screening	5A02110	PX	ASSISTANCE WITH CARDIAC OUTPUT USING BALLOON PUMP, INTERMITTENT	ICD-10-PCS
17 Cardiovascular event or intervention <60 days prior to screening	5A02116	PX	ASSISTANCE WITH CARDIAC OUTPUT USING OTHER PUMP, INTERMITTENT	ICD-10-PCS
17 Cardiovascular event or intervention <60 days prior to screening	5A0211D	PX	ASSISTANCE WITH CARDIAC OUTPUT USING IMPELLER PUMP, INTERMITTENT	ICD-10-PCS
17 Cardiovascular event or intervention <60 days prior to screening	5A02210	PX	ASSISTANCE WITH CARDIAC OUTPUT USING BALLOON PUMP, CONTINUOUS	ICD-10-PCS
17 Cardiovascular event or intervention <60 days prior to screening	5A02216	PX	ASSISTANCE WITH CARDIAC OUTPUT USING OTHER PUMP, CONTINUOUS	ICD-10-PCS
17 Cardiovascular event or intervention <60 days prior to screening	5A0221D	PX	ASSISTANCE WITH CARDIAC OUTPUT USING IMPELLER PUMP, CONTINUOUS	ICD-10-PCS
17 Cardiovascular event or intervention <60 days prior to screening	X2RF032	PX	REPLACEMENT OF AORTIC VALVE USING ZOOPLASTIC TISSUE, RAPID DEPLOYMENT TECHNIQUE, OPEN APPROACH, NEW TECHNOLOGY GROUP 2	ICD-10-PCS
17 Cardiovascular event or intervention <60 days prior to screening	X2RF332	PX	REPLACEMENT OF AORTIC VALVE USING ZOOPLASTIC TISSUE, RAPID DEPLOYMENT TECHNIQUE, PERCUTANEOUS APPROACH, NEW TECHNOLOGY GROUP 2	ICD-10-PCS
17 Cardiovascular event or intervention <60 days prior to screening	X2RF432	PX	REPLACEMENT OF AORTIC VALVE USING ZOOPLASTIC TISSUE, RAPID DEPLOYMENT TECHNIQUE, PERCUTANEOUS ENDOSCOPIC APPROACH, NEW TECHNOLOGY GROUP 2	ICD-10-PCS
17 Cardiovascular event or intervention <60 days prior to screening	0257T	PX	IMPLANTATION OF CATHETER-DELIVERED PROSTHETIC AORTIC HEART VALVE; OPEN THORACIC APPROACH (EG, TRANSAPICAL, TRANSVENTRICULAR)	CPT/HCPCS
17 Cardiovascular event or intervention <60 days prior to screening	0258T	PX	TRANSSTHORACIC CARDIAC EXPOSURE (EG, STERNOTOMY, THORACOTOMY, SUBXIPHOID) FOR CATHETER-DELIVERED AORTIC VALVE REPLACEMENT; WITHOUT CARDIOPULMONARY BYPASS	CPT/HCPCS
17 Cardiovascular event or intervention <60 days prior to screening	0259T	PX	TRANSSTHORACIC CARDIAC EXPOSURE (EG, STERNOTOMY, THORACOTOMY, SUBXIPHOID) FOR CATHETER-DELIVERED AORTIC VALVE REPLACEMENT; WITH CARDIOPULMONARY BYPASS	CPT/HCPCS
17 Cardiovascular event or intervention <60 days prior to screening	0262T	PX	IMPLANTATION OF CATHETER-DELIVERED PROSTHETIC PULMONARY VALVE, ENDOVASCULAR APPROACH	CPT/HCPCS
17 Cardiovascular event or intervention <60 days prior to screening	0343T	PX	TRANSCATHETER MITRAL VALVE REPAIR PERCUTANEOUS APPROACH INCLUDING TRANSSEPTAL PUNCTURE WHEN PERFORMED; INITIAL PROSTHESIS	CPT/HCPCS
17 Cardiovascular event or intervention <60 days prior to screening	0344T	PX	TRANSCATHETER MITRAL VALVE REPAIR PERCUTANEOUS APPROACH INCLUDING TRANSSEPTAL PUNCTURE WHEN PERFORMED; ADDITIONAL PROSTHESIS(ES) DURING SAME SESSION (LIST SEPARATELY IN ADDITION TO CODE FOR PRIMARY PROCEDURE)	CPT/HCPCS
17 Cardiovascular event or intervention <60 days prior to screening	32851	PX	LUNG TRANSPLANT, SINGLE; WITHOUT CARDIOPULMONARY BYPASS	CPT/HCPCS
17 Cardiovascular event or intervention <60 days prior to screening	32852	PX	LUNG TRANSPLANT, SINGLE; WITH CARDIOPULMONARY BYPASS	CPT/HCPCS
17 Cardiovascular event or intervention <60 days prior to screening	32853	PX	LUNG TRANSPLANT, DOUBLE (BILATERAL SEQUENTIAL OR EN BLOC); WITHOUT CARDIOPULMONARY BYPASS	CPT/HCPCS
17 Cardiovascular event or intervention <60 days prior to screening	32854	PX	LUNG TRANSPLANT, DOUBLE (BILATERAL SEQUENTIAL OR EN BLOC); WITH CARDIOPULMONARY BYPASS	CPT/HCPCS
17 Cardiovascular event or intervention <60 days prior to screening	33361	PX	TRANSCATHETER AORTIC VALVE REPLACEMENT (TAVR/TAVI) WITH PROSTHETIC VALVE; PERCUTANEOUS FEMORAL ARTERY APPROACH	CPT/HCPCS
17 Cardiovascular event or intervention <60 days prior to screening	33362	PX	TRANSCATHETER AORTIC VALVE REPLACEMENT (TAVR/TAVI) WITH PROSTHETIC VALVE; OPEN FEMORAL ARTERY APPROACH	CPT/HCPCS
17 Cardiovascular event or intervention <60 days prior to screening	33363	PX	TRANSCATHETER AORTIC VALVE REPLACEMENT (TAVR/TAVI) WITH PROSTHETIC VALVE; OPEN AXILLARY ARTERY APPROACH	CPT/HCPCS
17 Cardiovascular event or intervention <60 days prior to screening	33364	PX	TRANSCATHETER AORTIC VALVE REPLACEMENT (TAVR/TAVI) WITH PROSTHETIC VALVE; OPEN ILIAC ARTERY APPROACH	CPT/HCPCS
17 Cardiovascular event or intervention <60 days prior to screening	33365	PX	TRANSCATHETER AORTIC VALVE REPLACEMENT (TAVR/TAVI) WITH PROSTHETIC VALVE; TRANSAORTIC APPROACH (EG, MEDIAN STERNOTOMY, MEDIASTINOTOMY)	CPT/HCPCS
17 Cardiovascular event or intervention <60 days prior to screening	33367	PX	TRANSCATHETER AORTIC VALVE REPLACEMENT (TAVR/TAVI) WITH PROSTHETIC VALVE; CARDIOPULMONARY BYPASS SUPPORT WITH PERCUTANEOUS PERIPHERAL ARTERIAL AND VENOUS CANNULATION (EG, FEMORAL VESSELS) (LIST SEPARATELY IN ADDITION TO CODE FOR PRIMARY PROCEDURE)	CPT/HCPCS
17 Cardiovascular event or intervention <60 days prior to screening	33368	PX	TRANSCATHETER AORTIC VALVE REPLACEMENT (TAVR/TAVI) WITH PROSTHETIC VALVE; CARDIOPULMONARY BYPASS SUPPORT WITH OPEN PERIPHERAL ARTERIAL AND VENOUS CANNULATION (EG, FEMORAL, ILIAC, AXILLARY VESSELS) (LIST SEPARATELY IN ADDITION TO CODE FOR PRIMARY PROCEDURE)	CPT/HCPCS
17 Cardiovascular event or intervention <60 days prior to screening	33369	PX	TRANSCATHETER AORTIC VALVE REPLACEMENT (TAVR/TAVI) WITH PROSTHETIC VALVE; CARDIOPULMONARY BYPASS SUPPORT WITH CENTRAL ARTERIAL AND VENOUS CANNULATION (EG, AORTA, RIGHT ATRIUM, PULMONARY ARTERY) (LIST SEPARATELY IN ADDITION TO CODE FOR PRIMARY PROCEDURE)	CPT/HCPCS
17 Cardiovascular event or intervention <60 days prior to screening	33400	PX	VALVULOPLASTY, AORTIC VALVE; OPEN, WITH CARDIOPULMONARY BYPASS	CPT/HCPCS
17 Cardiovascular event or intervention <60 days prior to screening	33401	PX	VALVULOPLASTY, AORTIC VALVE; OPEN, WITH INFLOW OCCLUSION	CPT/HCPCS
17 Cardiovascular event or intervention <60 days prior to screening	33403	PX	VALVULOPLASTY, AORTIC VALVE; USING TRANSVENTRICULAR DILATION, WITH CARDIOPULMONARY BYPASS	CPT/HCPCS

17 Cardiovascular event or intervention <60 days prior to screening	33405	PX	REPLACEMENT, AORTIC VALVE, OPEN, WITH CARDIOPULMONARY BYPASS; WITH PROSTHETIC VALVE OTHER THAN HOMOGRAFT OR STENTLESS VALVE	CPT/HCPCS
17 Cardiovascular event or intervention <60 days prior to screening	33406	PX	REPLACEMENT, AORTIC VALVE, OPEN, WITH CARDIOPULMONARY BYPASS; WITH ALLOGRAFT VALVE (FREEHAND)	CPT/HCPCS
17 Cardiovascular event or intervention <60 days prior to screening	33410	PX	REPLACEMENT, AORTIC VALVE, OPEN, WITH CARDIOPULMONARY BYPASS; WITH STENTLESS TISSUE VALVE	CPT/HCPCS
17 Cardiovascular event or intervention <60 days prior to screening	33418	PX	TRANSCATHETER MITRAL VALVE REPAIR, PERCUTANEOUS APPROACH, INCLUDING TRANSEPTAL PUNCTURE WHEN PERFORMED; INITIAL PROSTHESIS	CPT/HCPCS
17 Cardiovascular event or intervention <60 days prior to screening	33419	PX	TRANSCATHETER MITRAL VALVE REPAIR, PERCUTANEOUS APPROACH, INCLUDING TRANSEPTAL PUNCTURE WHEN PERFORMED; ADDITIONAL PROSTHESIS(ES) DURING SAME SESSION (LIST SEPARATELY IN ADDITION TO CODE FOR PRIMARY PROCEDURE)	CPT/HCPCS
17 Cardiovascular event or intervention <60 days prior to screening	33420	PX	VALVOTOMY, MITRAL VALVE; CLOSED HEART	CPT/HCPCS
17 Cardiovascular event or intervention <60 days prior to screening	33422	PX	VALVOTOMY, MITRAL VALVE; OPEN HEART, WITH CARDIOPULMONARY BYPASS	CPT/HCPCS
17 Cardiovascular event or intervention <60 days prior to screening	33425	PX	VALVULOPLASTY, MITRAL VALVE, WITH CARDIOPULMONARY BYPASS;	CPT/HCPCS
17 Cardiovascular event or intervention <60 days prior to screening	33426	PX	VALVULOPLASTY, MITRAL VALVE, WITH CARDIOPULMONARY BYPASS; WITH PROSTHETIC RING	CPT/HCPCS
17 Cardiovascular event or intervention <60 days prior to screening	33427	PX	VALVULOPLASTY, MITRAL VALVE, WITH CARDIOPULMONARY BYPASS; RADICAL RECONSTRUCTION, WITH OR WITHOUT RING	CPT/HCPCS
17 Cardiovascular event or intervention <60 days prior to screening	33430	PX	REPLACEMENT, MITRAL VALVE, WITH CARDIOPULMONARY BYPASS	CPT/HCPCS
17 Cardiovascular event or intervention <60 days prior to screening	33460	PX	VALVECTOMY, TRICUSPID VALVE, WITH CARDIOPULMONARY BYPASS	CPT/HCPCS
17 Cardiovascular event or intervention <60 days prior to screening	33463	PX	VALVULOPLASTY, TRICUSPID VALVE; WITHOUT RING INSERTION	CPT/HCPCS
17 Cardiovascular event or intervention <60 days prior to screening	33464	PX	VALVULOPLASTY, TRICUSPID VALVE; WITH RING INSERTION	CPT/HCPCS
17 Cardiovascular event or intervention <60 days prior to screening	33465	PX	REPLACEMENT, TRICUSPID VALVE, WITH CARDIOPULMONARY BYPASS	CPT/HCPCS
17 Cardiovascular event or intervention <60 days prior to screening	33468	PX	TRICUSPID VALVE REPOSITIONING AND Plication FOR EBSTEIN ANOMALY	CPT/HCPCS
17 Cardiovascular event or intervention <60 days prior to screening	33475	PX	REPLACEMENT, PULMONARY VALVE	CPT/HCPCS
17 Cardiovascular event or intervention <60 days prior to screening	33477	PX	TRANSCATHETER PULMONARY VALVE IMPLANTATION, PERCUTANEOUS APPROACH, INCLUDING PRE-STENTING OF THE VALVE DELIVERY SITE, WHEN PERFORMED	CPT/HCPCS
17 Cardiovascular event or intervention <60 days prior to screening	33496	PX	REPAIR OF NON-STRUCTURAL PROSTHETIC VALVE DYSFUNCTION WITH CARDIOPULMONARY BYPASS (SEPARATE PROCEDURE)	CPT/HCPCS
17 Cardiovascular event or intervention <60 days prior to screening	33510	PX	CORONARY ARTERY BYPASS, VEIN ONLY; SINGLE CORONARY VENOUS GRAFT	CPT/HCPCS
17 Cardiovascular event or intervention <60 days prior to screening	33511	PX	CORONARY ARTERY BYPASS, VEIN ONLY; 2 CORONARY VENOUS GRAFTS	CPT/HCPCS
17 Cardiovascular event or intervention <60 days prior to screening	33512	PX	CORONARY ARTERY BYPASS, VEIN ONLY; 3 CORONARY VENOUS GRAFTS	CPT/HCPCS
17 Cardiovascular event or intervention <60 days prior to screening	33513	PX	CORONARY ARTERY BYPASS, VEIN ONLY; 4 CORONARY VENOUS GRAFTS	CPT/HCPCS
17 Cardiovascular event or intervention <60 days prior to screening	33514	PX	CORONARY ARTERY BYPASS, VEIN ONLY; 5 CORONARY VENOUS GRAFTS	CPT/HCPCS
17 Cardiovascular event or intervention <60 days prior to screening	33516	PX	CORONARY ARTERY BYPASS, VEIN ONLY; 6 OR MORE CORONARY VENOUS GRAFTS	CPT/HCPCS
17 Cardiovascular event or intervention <60 days prior to screening	33517	PX	CORONARY ARTERY BYPASS, USING VENOUS GRAFT(S) AND ARTERIAL GRAFT(S); SINGLE VEIN GRAFT (LIST SEPARATELY IN ADDITION TO CODE FOR PRIMARY PROCEDURE)	CPT/HCPCS
17 Cardiovascular event or intervention <60 days prior to screening	33518	PX	CORONARY ARTERY BYPASS, USING VENOUS GRAFT(S) AND ARTERIAL GRAFT(S); 2 VENOUS GRAFTS (LIST SEPARATELY IN ADDITION TO CODE FOR PRIMARY PROCEDURE)	CPT/HCPCS
17 Cardiovascular event or intervention <60 days prior to screening	33519	PX	CORONARY ARTERY BYPASS, USING VENOUS GRAFT(S) AND ARTERIAL GRAFT(S); 3 VENOUS GRAFTS (LIST SEPARATELY IN ADDITION TO CODE FOR PRIMARY PROCEDURE)	CPT/HCPCS
17 Cardiovascular event or intervention <60 days prior to screening	33521	PX	CORONARY ARTERY BYPASS, USING VENOUS GRAFT(S) AND ARTERIAL GRAFT(S); 4 VENOUS GRAFTS (LIST SEPARATELY IN ADDITION TO CODE FOR PRIMARY PROCEDURE)	CPT/HCPCS
17 Cardiovascular event or intervention <60 days prior to screening	33522	PX	CORONARY ARTERY BYPASS, USING VENOUS GRAFT(S) AND ARTERIAL GRAFT(S); 5 VENOUS GRAFTS (LIST SEPARATELY IN ADDITION TO CODE FOR PRIMARY PROCEDURE)	CPT/HCPCS
17 Cardiovascular event or intervention <60 days prior to screening	33523	PX	CORONARY ARTERY BYPASS, USING VENOUS GRAFT(S) AND ARTERIAL GRAFT(S); 6 OR MORE VENOUS GRAFTS (LIST SEPARATELY IN ADDITION TO CODE FOR PRIMARY PROCEDURE)	CPT/HCPCS
17 Cardiovascular event or intervention <60 days prior to screening	33530	PX	REOPERATION, CORONARY ARTERY BYPASS PROCEDURE OR VALVE PROCEDURE, MORE THAN 1 MONTH AFTER ORIGINAL OPERATION (LIST SEPARATELY IN ADDITION TO CODE FOR PRIMARY PROCEDURE)	CPT/HCPCS
17 Cardiovascular event or intervention <60 days prior to screening	33533	PX	CORONARY ARTERY BYPASS, USING ARTERIAL GRAFT(S); SINGLE ARTERIAL GRAFT	CPT/HCPCS
17 Cardiovascular event or intervention <60 days prior to screening	33534	PX	CORONARY ARTERY BYPASS, USING ARTERIAL GRAFT(S); 2 CORONARY ARTERIAL GRAFTS	CPT/HCPCS
17 Cardiovascular event or intervention <60 days prior to screening	33535	PX	CORONARY ARTERY BYPASS, USING ARTERIAL GRAFT(S); 3 CORONARY ARTERIAL GRAFTS	CPT/HCPCS

17 Cardiovascular event or intervention <60 days prior to screening	33536	PX	CORONARY ARTERY BYPASS, USING ARTERIAL GRAFT(S); 4 OR MORE CORONARY ARTERIAL GRAFTS	CPT/HCPCS
17 Cardiovascular event or intervention <60 days prior to screening	33542	PX	MYOCARDIAL RESECTION (EG, VENTRICULAR ANEURYSMECTOMY)	CPT/HCPCS
17 Cardiovascular event or intervention <60 days prior to screening	33545	PX	REPAIR OF POSTINFARCTION VENTRICULAR SEPTAL DEFECT, WITH OR WITHOUT MYOCARDIAL RESECTION	CPT/HCPCS
17 Cardiovascular event or intervention <60 days prior to screening	33548	PX	SURGICAL VENTRICULAR RESTORATION PROCEDURE, INCLUDES PROSTHETIC PATCH, WHEN PERFORMED (EG, VENTRICULAR REMODELING, SVR, SAVER, DOR PROCEDURES)	CPT/HCPCS
17 Cardiovascular event or intervention <60 days prior to screening	33572	PX	CORONARY ENDARTERECTOMY, OPEN, ANY METHOD, OF LEFT ANTERIOR DESCENDING, CIRCUMFLEX, OR RIGHT CORONARY ARTERY PERFORMED IN CONJUNCTION WITH CORONARY ARTERY BYPASS GRAFT PROCEDURE, EACH VESSEL (LIST SEPARATELY IN ADDITION TO PRIMARY PROCEDURE)	CPT/HCPCS
17 Cardiovascular event or intervention <60 days prior to screening	33665	PX	REPAIR OF INTERMEDIATE OR TRANSITIONAL ATRIOVENTRICULAR CANAL, WITH OR WITHOUT ATRIOVENTRICULAR VALVE REPAIR	CPT/HCPCS
17 Cardiovascular event or intervention <60 days prior to screening	33935	PX	HEART-LUNG TRANSPLANT WITH RECIPIENT CARDIECTOMY-PNEUMONECTOMY	CPT/HCPCS
17 Cardiovascular event or intervention <60 days prior to screening	33999	PX	UNLISTED PROCEDURE, CARDIAC SURGERY	CPT/HCPCS
17 Cardiovascular event or intervention <60 days prior to screening	S2060	PX	LOBAR LUNG TRANSPLANTATION	CPT/HCPCS
17 Cardiovascular event or intervention <60 days prior to screening	I20.0	DX	UNSTABLE ANGINA	ICD-10-CM
17 Cardiovascular event or intervention <60 days prior to screening	I24.0	DX	ACUTE CORONARY THROMBOSIS NOT RESULTING IN MYOCARDIAL INFARCTION	ICD-10-CM
17 Cardiovascular event or intervention <60 days prior to screening	I24.1	DX	DRESSLER'S SYNDROME	ICD-10-CM
17 Cardiovascular event or intervention <60 days prior to screening	I24.8*	DX	OTHER FORMS OF ACUTE ISCHEMIC HEART DISEASE	ICD-10-CM
17 Cardiovascular event or intervention <60 days prior to screening	I24.81	DX	ACUTE CORONARY MICROVASCULAR DYSFUNCTION	ICD-10-CM
17 Cardiovascular event or intervention <60 days prior to screening	I24.89	DX	OTHER FORMS OF ACUTE ISCHEMIC HEART DISEASE	ICD-10-CM
17 Cardiovascular event or intervention <60 days prior to screening	I24.9	DX	ACUTE ISCHEMIC HEART DISEASE, UNSPECIFIED	ICD-10-CM
17 Cardiovascular event or intervention <60 days prior to screening	I25.110	DX	ATHEROSCLEROTIC HEART DISEASE OF NATIVE CORONARY ARTERY WITH UNSTABLE ANGINA PECTORIS	ICD-10-CM
17 Cardiovascular event or intervention <60 days prior to screening	I25.700	DX	ATHEROSCLEROSIS OF CORONARY ARTERY BYPASS GRAFT(S), UNSPECIFIED, WITH UNSTABLE ANGINA PECTORIS	ICD-10-CM
17 Cardiovascular event or intervention <60 days prior to screening	I25.710	DX	ATHEROSCLEROSIS OF AUTOLOGOUS VEIN CORONARY ARTERY BYPASS GRAFT(S) WITH UNSTABLE ANGINA PECTORIS	ICD-10-CM
17 Cardiovascular event or intervention <60 days prior to screening	I25.720	DX	ATHEROSCLEROSIS OF AUTOLOGOUS ARTERY CORONARY ARTERY BYPASS GRAFT(S) WITH UNSTABLE ANGINA PECTORIS	ICD-10-CM
17 Cardiovascular event or intervention <60 days prior to screening	I25.730	DX	ATHEROSCLEROSIS OF NONAUTOLOGOUS BIOLOGICAL CORONARY ARTERY BYPASS GRAFT(S) WITH UNSTABLE ANGINA PECTORIS	ICD-10-CM
17 Cardiovascular event or intervention <60 days prior to screening	I25.750	DX	ATHEROSCLEROSIS OF NATIVE CORONARY ARTERY OF TRANSPLANTED HEART WITH UNSTABLE ANGINA	ICD-10-CM
17 Cardiovascular event or intervention <60 days prior to screening	I25.760	DX	ATHEROSCLEROSIS OF BYPASS GRAFT OF CORONARY ARTERY OF TRANSPLANTED HEART WITH UNSTABLE ANGINA	ICD-10-CM
17 Cardiovascular event or intervention <60 days prior to screening	I25.790	DX	ATHEROSCLEROSIS OF OTHER CORONARY ARTERY BYPASS GRAFT(S) WITH UNSTABLE ANGINA PECTORIS	ICD-10-CM
18 GLP-1-RA or pramlintide treatment within 3 months prior to Visit 1	LIXISENATIDE	RX		Generic
18 GLP-1-RA or pramlintide treatment within 3 months prior to Visit 2	DULAGLUTIDE	RX		Generic
18 GLP-1-RA or pramlintide treatment within 3 months prior to Visit 1	LIRAGLUTIDE	RX		Generic
18 GLP-1-RA or pramlintide treatment within 3 months prior to Visit 1	ALBIGLUTIDE	RX		Generic
18 GLP-1-RA or pramlintide treatment within 3 months prior to Visit 1	EXENATIDE	RX		Generic
18 GLP-1-RA or pramlintide treatment within 3 months prior to Visit 1	EXENATIDE	RX		Generic
18 GLP-1-RA or pramlintide treatment within 3 months prior to Visit 1	MICROSPHERES	RX		
18 GLP-1-RA or pramlintide treatment within 3 months prior to Visit 1	PRAMLINTIDE	RX		Generic
18 GLP-1-RA or pramlintide treatment within 3 months prior to Visit 1	ACETATE	RX		
18 GLP-1-RA or pramlintide treatment within 3 months prior to Visit 1	SEMAGLUTIDE	RX		Generic
19 Women who is pregnant or breastfeeding	H35.1	DX	RETINOPATHY OF PREMATURITY	ICD-10-CM
19 Women who is pregnant or breastfeeding	H35.10	DX	RETINOPATHY OF PREMATURITY, UNSPECIFIED	ICD-10-CM
19 Women who is pregnant or breastfeeding	H35.101	DX	RETINOPATHY OF PREMATURITY, UNSPECIFIED, RIGHT EYE	ICD-10-CM
19 Women who is pregnant or breastfeeding	H35.102	DX	RETINOPATHY OF PREMATURITY, UNSPECIFIED, LEFT EYE	ICD-10-CM
19 Women who is pregnant or breastfeeding	H35.103	DX	RETINOPATHY OF PREMATURITY, UNSPECIFIED, BILATERAL	ICD-10-CM
19 Women who is pregnant or breastfeeding	H35.109	DX	RETINOPATHY OF PREMATURITY, UNSPECIFIED, UNSPECIFIED EYE	ICD-10-CM
19 Women who is pregnant or breastfeeding	H35.11	DX	RETINOPATHY OF PREMATURITY, STAGE 0	ICD-10-CM
19 Women who is pregnant or breastfeeding	H35.111	DX	RETINOPATHY OF PREMATURITY, STAGE 0, RIGHT EYE	ICD-10-CM
19 Women who is pregnant or breastfeeding	H35.112	DX	RETINOPATHY OF PREMATURITY, STAGE 0, LEFT EYE	ICD-10-CM
19 Women who is pregnant or breastfeeding	H35.113	DX	RETINOPATHY OF PREMATURITY, STAGE 0, BILATERAL	ICD-10-CM
19 Women who is pregnant or breastfeeding	H35.119	DX	RETINOPATHY OF PREMATURITY, STAGE 0, UNSPECIFIED EYE	ICD-10-CM
19 Women who is pregnant or breastfeeding	H35.12	DX	RETINOPATHY OF PREMATURITY, STAGE 1	ICD-10-CM
19 Women who is pregnant or breastfeeding	H35.121	DX	RETINOPATHY OF PREMATURITY, STAGE 1, RIGHT EYE	ICD-10-CM

19 Women who is pregnant or breastfeeding	H35.122	DX	RETINOPATHY OF PREMATURITY, STAGE 1, LEFT EYE	ICD-10-CM
19 Women who is pregnant or breastfeeding	H35.123	DX	RETINOPATHY OF PREMATURITY, STAGE 1, BILATERAL	ICD-10-CM
19 Women who is pregnant or breastfeeding	H35.129	DX	RETINOPATHY OF PREMATURITY, STAGE 1, UNSPECIFIED EYE	ICD-10-CM
19 Women who is pregnant or breastfeeding	H35.13	DX	RETINOPATHY OF PREMATURITY, STAGE 2	ICD-10-CM
19 Women who is pregnant or breastfeeding	H35.131	DX	RETINOPATHY OF PREMATURITY, STAGE 2, RIGHT EYE	ICD-10-CM
19 Women who is pregnant or breastfeeding	H35.132	DX	RETINOPATHY OF PREMATURITY, STAGE 2, LEFT EYE	ICD-10-CM
19 Women who is pregnant or breastfeeding	H35.133	DX	RETINOPATHY OF PREMATURITY, STAGE 2, BILATERAL	ICD-10-CM
19 Women who is pregnant or breastfeeding	H35.139	DX	RETINOPATHY OF PREMATURITY, STAGE 2, UNSPECIFIED EYE	ICD-10-CM
19 Women who is pregnant or breastfeeding	H35.14	DX	RETINOPATHY OF PREMATURITY, STAGE 3	ICD-10-CM
19 Women who is pregnant or breastfeeding	H35.141	DX	RETINOPATHY OF PREMATURITY, STAGE 3, RIGHT EYE	ICD-10-CM
19 Women who is pregnant or breastfeeding	H35.142	DX	RETINOPATHY OF PREMATURITY, STAGE 3, LEFT EYE	ICD-10-CM
19 Women who is pregnant or breastfeeding	H35.143	DX	RETINOPATHY OF PREMATURITY, STAGE 3, BILATERAL	ICD-10-CM
19 Women who is pregnant or breastfeeding	H35.149	DX	RETINOPATHY OF PREMATURITY, STAGE 3, UNSPECIFIED EYE	ICD-10-CM
19 Women who is pregnant or breastfeeding	H35.15	DX	RETINOPATHY OF PREMATURITY, STAGE 4	ICD-10-CM
19 Women who is pregnant or breastfeeding	H35.151	DX	RETINOPATHY OF PREMATURITY, STAGE 4, RIGHT EYE	ICD-10-CM
19 Women who is pregnant or breastfeeding	H35.152	DX	RETINOPATHY OF PREMATURITY, STAGE 4, LEFT EYE	ICD-10-CM
19 Women who is pregnant or breastfeeding	H35.153	DX	RETINOPATHY OF PREMATURITY, STAGE 4, BILATERAL	ICD-10-CM
19 Women who is pregnant or breastfeeding	H35.159	DX	RETINOPATHY OF PREMATURITY, STAGE 4, UNSPECIFIED EYE	ICD-10-CM
19 Women who is pregnant or breastfeeding	H35.16	DX	RETINOPATHY OF PREMATURITY, STAGE 5	ICD-10-CM
19 Women who is pregnant or breastfeeding	H35.161	DX	RETINOPATHY OF PREMATURITY, STAGE 5, RIGHT EYE	ICD-10-CM
19 Women who is pregnant or breastfeeding	H35.162	DX	RETINOPATHY OF PREMATURITY, STAGE 5, LEFT EYE	ICD-10-CM
19 Women who is pregnant or breastfeeding	H35.163	DX	RETINOPATHY OF PREMATURITY, STAGE 5, BILATERAL	ICD-10-CM
19 Women who is pregnant or breastfeeding	H35.169	DX	RETINOPATHY OF PREMATURITY, STAGE 5, UNSPECIFIED EYE	ICD-10-CM
19 Women who is pregnant or breastfeeding	H35.17	DX	RETROLENTAL FIBROPLASIA	ICD-10-CM
19 Women who is pregnant or breastfeeding	H35.171	DX	RETROLENTAL FIBROPLASIA, RIGHT EYE	ICD-10-CM
19 Women who is pregnant or breastfeeding	H35.172	DX	RETROLENTAL FIBROPLASIA, LEFT EYE	ICD-10-CM
19 Women who is pregnant or breastfeeding	H35.173	DX	RETROLENTAL FIBROPLASIA, BILATERAL	ICD-10-CM
19 Women who is pregnant or breastfeeding	H35.179	DX	RETROLENTAL FIBROPLASIA, UNSPECIFIED EYE	ICD-10-CM
19 Women who is pregnant or breastfeeding	000	DX	ECTOPIC PREGNANCY	ICD-10-CM
19 Women who is pregnant or breastfeeding	000.0	DX	ABDOMINAL PREGNANCY	ICD-10-CM
19 Women who is pregnant or breastfeeding	000.00	DX	ABDOMINAL PREGNANCY WITHOUT INTRAUTERINE PREGNANCY	ICD-10-CM
19 Women who is pregnant or breastfeeding	000.01	DX	ABDOMINAL PREGNANCY WITH INTRAUTERINE PREGNANCY	ICD-10-CM
19 Women who is pregnant or breastfeeding	000.1	DX	TUBAL PREGNANCY	ICD-10-CM
19 Women who is pregnant or breastfeeding	000.10	DX	TUBAL PREGNANCY WITHOUT INTRAUTERINE PREGNANCY	ICD-10-CM
19 Women who is pregnant or breastfeeding	000.101	DX	RIGHT TUBAL PREGNANCY WITHOUT INTRAUTERINE PREGNANCY	ICD-10-CM
19 Women who is pregnant or breastfeeding	000.102	DX	LEFT TUBAL PREGNANCY WITHOUT INTRAUTERINE PREGNANCY	ICD-10-CM
19 Women who is pregnant or breastfeeding	000.109	DX	UNSPECIFIED TUBAL PREGNANCY WITHOUT INTRAUTERINE PREGNANCY	ICD-10-CM
19 Women who is pregnant or breastfeeding	000.11	DX	TUBAL PREGNANCY WITH INTRAUTERINE PREGNANCY	ICD-10-CM
19 Women who is pregnant or breastfeeding	000.111	DX	RIGHT TUBAL PREGNANCY WITH INTRAUTERINE PREGNANCY	ICD-10-CM
19 Women who is pregnant or breastfeeding	000.112	DX	LEFT TUBAL PREGNANCY WITH INTRAUTERINE PREGNANCY	ICD-10-CM
19 Women who is pregnant or breastfeeding	000.119	DX	UNSPECIFIED TUBAL PREGNANCY WITH INTRAUTERINE PREGNANCY	ICD-10-CM
19 Women who is pregnant or breastfeeding	000.2	DX	OVARIAN PREGNANCY	ICD-10-CM
19 Women who is pregnant or breastfeeding	000.20	DX	OVARIAN PREGNANCY WITHOUT INTRAUTERINE PREGNANCY	ICD-10-CM
19 Women who is pregnant or breastfeeding	000.201	DX	RIGHT OVARIAN PREGNANCY WITHOUT INTRAUTERINE PREGNANCY	ICD-10-CM
19 Women who is pregnant or breastfeeding	000.202	DX	LEFT OVARIAN PREGNANCY WITHOUT INTRAUTERINE PREGNANCY	ICD-10-CM
19 Women who is pregnant or breastfeeding	000.209	DX	UNSPECIFIED OVARIAN PREGNANCY WITHOUT INTRAUTERINE PREGNANCY	ICD-10-CM
19 Women who is pregnant or breastfeeding	000.21	DX	OVARIAN PREGNANCY WITH INTRAUTERINE PREGNANCY	ICD-10-CM
19 Women who is pregnant or breastfeeding	000.211	DX	RIGHT OVARIAN PREGNANCY WITH INTRAUTERINE PREGNANCY	ICD-10-CM
19 Women who is pregnant or breastfeeding	000.212	DX	LEFT OVARIAN PREGNANCY WITH INTRAUTERINE PREGNANCY	ICD-10-CM
19 Women who is pregnant or breastfeeding	000.219	DX	UNSPECIFIED OVARIAN PREGNANCY WITH INTRAUTERINE PREGNANCY	ICD-10-CM
19 Women who is pregnant or breastfeeding	000.8	DX	OTHER ECTOPIC PREGNANCY	ICD-10-CM
19 Women who is pregnant or breastfeeding	000.80	DX	OTHER ECTOPIC PREGNANCY WITHOUT INTRAUTERINE PREGNANCY	ICD-10-CM
19 Women who is pregnant or breastfeeding	000.81	DX	OTHER ECTOPIC PREGNANCY WITH INTRAUTERINE PREGNANCY	ICD-10-CM
19 Women who is pregnant or breastfeeding	000.9	DX	ECTOPIC PREGNANCY, UNSPECIFIED	ICD-10-CM
19 Women who is pregnant or breastfeeding	000.90	DX	UNSPECIFIED ECTOPIC PREGNANCY WITHOUT INTRAUTERINE PREGNANCY	ICD-10-CM
19 Women who is pregnant or breastfeeding	000.91	DX	UNSPECIFIED ECTOPIC PREGNANCY WITH INTRAUTERINE PREGNANCY	ICD-10-CM
19 Women who is pregnant or breastfeeding	001	DX	HYDATIDIFORM MOLE	ICD-10-CM
19 Women who is pregnant or breastfeeding	001.0	DX	CLASSICAL HYDATIDIFORM MOLE	ICD-10-CM
19 Women who is pregnant or breastfeeding	001.1	DX	INCOMPLETE AND PARTIAL HYDATIDIFORM MOLE	ICD-10-CM
19 Women who is pregnant or breastfeeding	001.9	DX	HYDATIDIFORM MOLE, UNSPECIFIED	ICD-10-CM
19 Women who is pregnant or breastfeeding	002	DX	OTHER ABNORMAL PRODUCTS OF CONCEPTION	ICD-10-CM
19 Women who is pregnant or breastfeeding	002.0	DX	BLIGHTED OVUM AND NONHYDATIDIFORM MOLE	ICD-10-CM
19 Women who is pregnant or breastfeeding	002.1	DX	MISSED ABORTION	ICD-10-CM
19 Women who is pregnant or breastfeeding	002.8	DX	OTHER SPECIFIED ABNORMAL PRODUCTS OF CONCEPTION	ICD-10-CM
19 Women who is pregnant or breastfeeding	002.81	DX	INAPPROPRIATE CHANGE IN QUANTITATIVE HUMAN CHORIONIC GONADOTROPIN (HCG) IN EARLY PREGNANCY	ICD-10-CM
19 Women who is pregnant or breastfeeding	002.89	DX	OTHER ABNORMAL PRODUCTS OF CONCEPTION	ICD-10-CM

19 Women who is pregnant or breastfeeding	002.9	DX	ABNORMAL PRODUCT OF CONCEPTION, UNSPECIFIED	ICD-10-CM
19 Women who is pregnant or breastfeeding	003	DX	SPONTANEOUS ABORTION	ICD-10-CM
19 Women who is pregnant or breastfeeding	003.0	DX	GENITAL TRACT AND PELVIC INFECTION FOLLOWING INCOMPLETE SPONTANEOUS ABORTION	ICD-10-CM
19 Women who is pregnant or breastfeeding	003.1	DX	DELAYED OR EXCESSIVE HEMORRHAGE FOLLOWING INCOMPLETE SPONTANEOUS ABORTION	ICD-10-CM
19 Women who is pregnant or breastfeeding	003.2	DX	EMBOLISM FOLLOWING INCOMPLETE SPONTANEOUS ABORTION	ICD-10-CM
19 Women who is pregnant or breastfeeding	003.3	DX	OTHER AND UNSPECIFIED COMPLICATIONS FOLLOWING INCOMPLETE SPONTANEOUS ABORTION	ICD-10-CM
19 Women who is pregnant or breastfeeding	003.30	DX	UNSPECIFIED COMPLICATION FOLLOWING INCOMPLETE SPONTANEOUS ABORTION	ICD-10-CM
19 Women who is pregnant or breastfeeding	003.31	DX	SHOCK FOLLOWING INCOMPLETE SPONTANEOUS ABORTION	ICD-10-CM
19 Women who is pregnant or breastfeeding	003.32	DX	RENAL FAILURE FOLLOWING INCOMPLETE SPONTANEOUS ABORTION	ICD-10-CM
19 Women who is pregnant or breastfeeding	003.33	DX	METABOLIC DISORDER FOLLOWING INCOMPLETE SPONTANEOUS ABORTION	ICD-10-CM
19 Women who is pregnant or breastfeeding	003.34	DX	DAMAGE TO PELVIC ORGANS FOLLOWING INCOMPLETE SPONTANEOUS ABORTION	ICD-10-CM
19 Women who is pregnant or breastfeeding	003.35	DX	OTHER VENOUS COMPLICATIONS FOLLOWING INCOMPLETE SPONTANEOUS ABORTION	ICD-10-CM
19 Women who is pregnant or breastfeeding	003.36	DX	CARDIAC ARREST FOLLOWING INCOMPLETE SPONTANEOUS ABORTION	ICD-10-CM
19 Women who is pregnant or breastfeeding	003.37	DX	SEPSIS FOLLOWING INCOMPLETE SPONTANEOUS ABORTION	ICD-10-CM
19 Women who is pregnant or breastfeeding	003.38	DX	URINARY TRACT INFECTION FOLLOWING INCOMPLETE SPONTANEOUS ABORTION	ICD-10-CM
19 Women who is pregnant or breastfeeding	003.39	DX	INCOMPLETE SPONTANEOUS ABORTION WITH OTHER COMPLICATIONS	ICD-10-CM
19 Women who is pregnant or breastfeeding	003.4	DX	INCOMPLETE SPONTANEOUS ABORTION WITHOUT COMPLICATION	ICD-10-CM
19 Women who is pregnant or breastfeeding	003.5	DX	GENITAL TRACT AND PELVIC INFECTION FOLLOWING COMPLETE OR UNSPECIFIED SPONTANEOUS ABORTION	ICD-10-CM
19 Women who is pregnant or breastfeeding	003.6	DX	DELAYED OR EXCESSIVE HEMORRHAGE FOLLOWING COMPLETE OR UNSPECIFIED SPONTANEOUS ABORTION	ICD-10-CM
19 Women who is pregnant or breastfeeding	003.7	DX	EMBOLISM FOLLOWING COMPLETE OR UNSPECIFIED SPONTANEOUS ABORTION	ICD-10-CM
19 Women who is pregnant or breastfeeding	003.8	DX	OTHER AND UNSPECIFIED COMPLICATIONS FOLLOWING COMPLETE OR UNSPECIFIED SPONTANEOUS ABORTION	ICD-10-CM
19 Women who is pregnant or breastfeeding	003.80	DX	UNSPECIFIED COMPLICATION FOLLOWING COMPLETE OR UNSPECIFIED SPONTANEOUS ABORTION	ICD-10-CM
19 Women who is pregnant or breastfeeding	003.81	DX	SHOCK FOLLOWING COMPLETE OR UNSPECIFIED SPONTANEOUS ABORTION	ICD-10-CM
19 Women who is pregnant or breastfeeding	003.82	DX	RENAL FAILURE FOLLOWING COMPLETE OR UNSPECIFIED SPONTANEOUS ABORTION	ICD-10-CM
19 Women who is pregnant or breastfeeding	003.83	DX	METABOLIC DISORDER FOLLOWING COMPLETE OR UNSPECIFIED SPONTANEOUS ABORTION	ICD-10-CM
19 Women who is pregnant or breastfeeding	003.84	DX	DAMAGE TO PELVIC ORGANS FOLLOWING COMPLETE OR UNSPECIFIED SPONTANEOUS ABORTION	ICD-10-CM
19 Women who is pregnant or breastfeeding	003.85	DX	OTHER VENOUS COMPLICATIONS FOLLOWING COMPLETE OR UNSPECIFIED SPONTANEOUS ABORTION	ICD-10-CM
19 Women who is pregnant or breastfeeding	003.86	DX	CARDIAC ARREST FOLLOWING COMPLETE OR UNSPECIFIED SPONTANEOUS ABORTION	ICD-10-CM
19 Women who is pregnant or breastfeeding	003.87	DX	SEPSIS FOLLOWING COMPLETE OR UNSPECIFIED SPONTANEOUS ABORTION	ICD-10-CM
19 Women who is pregnant or breastfeeding	003.88	DX	URINARY TRACT INFECTION FOLLOWING COMPLETE OR UNSPECIFIED SPONTANEOUS ABORTION	ICD-10-CM
19 Women who is pregnant or breastfeeding	003.89	DX	COMPLETE OR UNSPECIFIED SPONTANEOUS ABORTION WITH OTHER COMPLICATIONS	ICD-10-CM
19 Women who is pregnant or breastfeeding	003.9	DX	COMPLETE OR UNSPECIFIED SPONTANEOUS ABORTION WITHOUT COMPLICATION	ICD-10-CM
19 Women who is pregnant or breastfeeding	004	DX	COMPLICATIONS FOLLOWING (INDUCED) TERMINATION OF PREGNANCY	ICD-10-CM
19 Women who is pregnant or breastfeeding	004.5	DX	GENITAL TRACT AND PELVIC INFECTION FOLLOWING (INDUCED) TERMINATION OF PREGNANCY	ICD-10-CM
19 Women who is pregnant or breastfeeding	004.6	DX	DELAYED OR EXCESSIVE HEMORRHAGE FOLLOWING (INDUCED) TERMINATION OF PREGNANCY	ICD-10-CM
19 Women who is pregnant or breastfeeding	004.7	DX	EMBOLISM FOLLOWING (INDUCED) TERMINATION OF PREGNANCY	ICD-10-CM
19 Women who is pregnant or breastfeeding	004.8	DX	(INDUCED) TERMINATION OF PREGNANCY WITH OTHER AND UNSPECIFIED COMPLICATIONS	ICD-10-CM
19 Women who is pregnant or breastfeeding	004.80	DX	(INDUCED) TERMINATION OF PREGNANCY WITH UNSPECIFIED COMPLICATIONS	ICD-10-CM
19 Women who is pregnant or breastfeeding	004.81	DX	SHOCK FOLLOWING (INDUCED) TERMINATION OF PREGNANCY	ICD-10-CM
19 Women who is pregnant or breastfeeding	004.82	DX	RENAL FAILURE FOLLOWING (INDUCED) TERMINATION OF PREGNANCY	ICD-10-CM
19 Women who is pregnant or breastfeeding	004.83	DX	METABOLIC DISORDER FOLLOWING (INDUCED) TERMINATION OF PREGNANCY	ICD-10-CM
19 Women who is pregnant or breastfeeding	004.84	DX	DAMAGE TO PELVIC ORGANS FOLLOWING (INDUCED) TERMINATION OF PREGNANCY	ICD-10-CM

19 Women who is pregnant or breastfeeding	004.85	DX	OTHER VENOUS COMPLICATIONS FOLLOWING (INDUCED) TERMINATION OF PREGNANCY	ICD-10-CM
19 Women who is pregnant or breastfeeding	004.86	DX	CARDIAC ARREST FOLLOWING (INDUCED) TERMINATION OF PREGNANCY	ICD-10-CM
19 Women who is pregnant or breastfeeding	004.87	DX	SEPSIS FOLLOWING (INDUCED) TERMINATION OF PREGNANCY	ICD-10-CM
19 Women who is pregnant or breastfeeding	004.88	DX	URINARY TRACT INFECTION FOLLOWING (INDUCED) TERMINATION OF PREGNANCY	ICD-10-CM
19 Women who is pregnant or breastfeeding	004.89	DX	(INDUCED) TERMINATION OF PREGNANCY WITH OTHER COMPLICATIONS	ICD-10-CM
19 Women who is pregnant or breastfeeding	007	DX	FAILED ATTEMPTED TERMINATION OF PREGNANCY	ICD-10-CM
19 Women who is pregnant or breastfeeding	007.0	DX	GENITAL TRACT AND PELVIC INFECTION FOLLOWING FAILED ATTEMPTED TERMINATION OF PREGNANCY	ICD-10-CM
19 Women who is pregnant or breastfeeding	007.1	DX	DELAYED OR EXCESSIVE HEMORRHAGE FOLLOWING FAILED ATTEMPTED TERMINATION OF PREGNANCY	ICD-10-CM
19 Women who is pregnant or breastfeeding	007.2	DX	EMBOLISM FOLLOWING FAILED ATTEMPTED TERMINATION OF PREGNANCY	ICD-10-CM
19 Women who is pregnant or breastfeeding	007.3	DX	FAILED ATTEMPTED TERMINATION OF PREGNANCY WITH OTHER AND UNSPECIFIED COMPLICATIONS	ICD-10-CM
19 Women who is pregnant or breastfeeding	007.30	DX	FAILED ATTEMPTED TERMINATION OF PREGNANCY WITH UNSPECIFIED COMPLICATIONS	ICD-10-CM
19 Women who is pregnant or breastfeeding	007.31	DX	SHOCK FOLLOWING FAILED ATTEMPTED TERMINATION OF PREGNANCY	ICD-10-CM
19 Women who is pregnant or breastfeeding	007.32	DX	RENAL FAILURE FOLLOWING FAILED ATTEMPTED TERMINATION OF PREGNANCY	ICD-10-CM
19 Women who is pregnant or breastfeeding	007.33	DX	METABOLIC DISORDER FOLLOWING FAILED ATTEMPTED TERMINATION OF PREGNANCY	ICD-10-CM
19 Women who is pregnant or breastfeeding	007.34	DX	DAMAGE TO PELVIC ORGANS FOLLOWING FAILED ATTEMPTED TERMINATION OF PREGNANCY	ICD-10-CM
19 Women who is pregnant or breastfeeding	007.35	DX	OTHER VENOUS COMPLICATIONS FOLLOWING FAILED ATTEMPTED TERMINATION OF PREGNANCY	ICD-10-CM
19 Women who is pregnant or breastfeeding	007.36	DX	CARDIAC ARREST FOLLOWING FAILED ATTEMPTED TERMINATION OF PREGNANCY	ICD-10-CM
19 Women who is pregnant or breastfeeding	007.37	DX	SEPSIS FOLLOWING FAILED ATTEMPTED TERMINATION OF PREGNANCY	ICD-10-CM
19 Women who is pregnant or breastfeeding	007.38	DX	URINARY TRACT INFECTION FOLLOWING FAILED ATTEMPTED TERMINATION OF PREGNANCY	ICD-10-CM
19 Women who is pregnant or breastfeeding	007.39	DX	FAILED ATTEMPTED TERMINATION OF PREGNANCY WITH OTHER COMPLICATIONS	ICD-10-CM
19 Women who is pregnant or breastfeeding	007.4	DX	FAILED ATTEMPTED TERMINATION OF PREGNANCY WITHOUT COMPLICATION	ICD-10-CM
19 Women who is pregnant or breastfeeding	008	DX	COMPLICATIONS FOLLOWING ECTOPIC AND MOLAR PREGNANCY	ICD-10-CM
19 Women who is pregnant or breastfeeding	008.0	DX	GENITAL TRACT AND PELVIC INFECTION FOLLOWING ECTOPIC AND MOLAR PREGNANCY	ICD-10-CM
19 Women who is pregnant or breastfeeding	008.1	DX	DELAYED OR EXCESSIVE HEMORRHAGE FOLLOWING ECTOPIC AND MOLAR PREGNANCY	ICD-10-CM
19 Women who is pregnant or breastfeeding	008.2	DX	EMBOLISM FOLLOWING ECTOPIC AND MOLAR PREGNANCY	ICD-10-CM
19 Women who is pregnant or breastfeeding	008.3	DX	SHOCK FOLLOWING ECTOPIC AND MOLAR PREGNANCY	ICD-10-CM
19 Women who is pregnant or breastfeeding	008.4	DX	RENAL FAILURE FOLLOWING ECTOPIC AND MOLAR PREGNANCY	ICD-10-CM
19 Women who is pregnant or breastfeeding	008.5	DX	METABOLIC DISORDERS FOLLOWING AN ECTOPIC AND MOLAR PREGNANCY	ICD-10-CM
19 Women who is pregnant or breastfeeding	008.6	DX	DAMAGE TO PELVIC ORGANS AND TISSUES FOLLOWING AN ECTOPIC AND MOLAR PREGNANCY	ICD-10-CM
19 Women who is pregnant or breastfeeding	008.7	DX	OTHER VENOUS COMPLICATIONS FOLLOWING AN ECTOPIC AND MOLAR PREGNANCY	ICD-10-CM
19 Women who is pregnant or breastfeeding	008.8	DX	OTHER COMPLICATIONS FOLLOWING AN ECTOPIC AND MOLAR PREGNANCY	ICD-10-CM
19 Women who is pregnant or breastfeeding	008.81	DX	CARDIAC ARREST FOLLOWING AN ECTOPIC AND MOLAR PREGNANCY	ICD-10-CM
19 Women who is pregnant or breastfeeding	008.82	DX	SEPSIS FOLLOWING ECTOPIC AND MOLAR PREGNANCY	ICD-10-CM
19 Women who is pregnant or breastfeeding	008.83	DX	URINARY TRACT INFECTION FOLLOWING AN ECTOPIC AND MOLAR PREGNANCY	ICD-10-CM
19 Women who is pregnant or breastfeeding	008.89	DX	OTHER COMPLICATIONS FOLLOWING AN ECTOPIC AND MOLAR PREGNANCY	ICD-10-CM
19 Women who is pregnant or breastfeeding	008.9	DX	UNSPECIFIED COMPLICATION FOLLOWING AN ECTOPIC AND MOLAR PREGNANCY	ICD-10-CM
19 Women who is pregnant or breastfeeding	009	DX	SUPERVISION OF HIGH RISK PREGNANCY	ICD-10-CM
19 Women who is pregnant or breastfeeding	009.0	DX	SUPERVISION OF PREGNANCY WITH HISTORY OF INFERTILITY	ICD-10-CM
19 Women who is pregnant or breastfeeding	009.00	DX	SUPERVISION OF PREGNANCY WITH HISTORY OF INFERTILITY, UNSPECIFIED TRIMESTER	ICD-10-CM
19 Women who is pregnant or breastfeeding	009.01	DX	SUPERVISION OF PREGNANCY WITH HISTORY OF INFERTILITY, FIRST TRIMESTER	ICD-10-CM
19 Women who is pregnant or breastfeeding	009.02	DX	SUPERVISION OF PREGNANCY WITH HISTORY OF INFERTILITY, SECOND TRIMESTER	ICD-10-CM
19 Women who is pregnant or breastfeeding	009.03	DX	SUPERVISION OF PREGNANCY WITH HISTORY OF INFERTILITY, THIRD TRIMESTER	ICD-10-CM
19 Women who is pregnant or breastfeeding	009.1	DX	SUPERVISION OF PREGNANCY WITH HISTORY OF ECTOPIC PREGNANCY	ICD-10-CM

19 Women who is pregnant or breastfeeding	009.10	DX	SUPERVISION OF PREGNANCY WITH HISTORY OF ECTOPIC PREGNANCY, UNSPECIFIED TRIMESTER	ICD-10-CM
19 Women who is pregnant or breastfeeding	009.11	DX	SUPERVISION OF PREGNANCY WITH HISTORY OF ECTOPIC PREGNANCY, FIRST TRIMESTER	ICD-10-CM
19 Women who is pregnant or breastfeeding	009.12	DX	SUPERVISION OF PREGNANCY WITH HISTORY OF ECTOPIC PREGNANCY, SECOND TRIMESTER	ICD-10-CM
19 Women who is pregnant or breastfeeding	009.13	DX	SUPERVISION OF PREGNANCY WITH HISTORY OF ECTOPIC PREGNANCY, THIRD TRIMESTER	ICD-10-CM
19 Women who is pregnant or breastfeeding	009.2	DX	SUPERVISION OF PREGNANCY WITH OTHER POOR REPRODUCTIVE OR OBSTETRIC HISTORY	ICD-10-CM
19 Women who is pregnant or breastfeeding	009.21	DX	SUPERVISION OF PREGNANCY WITH HISTORY OF PRE-TERM LABOR	ICD-10-CM
19 Women who is pregnant or breastfeeding	009.211	DX	SUPERVISION OF PREGNANCY WITH HISTORY OF PRE-TERM LABOR, FIRST TRIMESTER	ICD-10-CM
19 Women who is pregnant or breastfeeding	009.212	DX	SUPERVISION OF PREGNANCY WITH HISTORY OF PRE-TERM LABOR, SECOND TRIMESTER	ICD-10-CM
19 Women who is pregnant or breastfeeding	009.213	DX	SUPERVISION OF PREGNANCY WITH HISTORY OF PRE-TERM LABOR, THIRD TRIMESTER	ICD-10-CM
19 Women who is pregnant or breastfeeding	009.219	DX	SUPERVISION OF PREGNANCY WITH HISTORY OF PRE-TERM LABOR, UNSPECIFIED TRIMESTER	ICD-10-CM
19 Women who is pregnant or breastfeeding	009.29	DX	SUPERVISION OF PREGNANCY WITH OTHER POOR REPRODUCTIVE OR OBSTETRIC HISTORY	ICD-10-CM
19 Women who is pregnant or breastfeeding	009.291	DX	SUPERVISION OF PREGNANCY WITH OTHER POOR REPRODUCTIVE OR OBSTETRIC HISTORY, FIRST TRIMESTER	ICD-10-CM
19 Women who is pregnant or breastfeeding	009.292	DX	SUPERVISION OF PREGNANCY WITH OTHER POOR REPRODUCTIVE OR OBSTETRIC HISTORY, SECOND TRIMESTER	ICD-10-CM
19 Women who is pregnant or breastfeeding	009.293	DX	SUPERVISION OF PREGNANCY WITH OTHER POOR REPRODUCTIVE OR OBSTETRIC HISTORY, THIRD TRIMESTER	ICD-10-CM
19 Women who is pregnant or breastfeeding	009.299	DX	SUPERVISION OF PREGNANCY WITH OTHER POOR REPRODUCTIVE OR OBSTETRIC HISTORY, UNSPECIFIED TRIMESTER	ICD-10-CM
19 Women who is pregnant or breastfeeding	009.3	DX	SUPERVISION OF PREGNANCY WITH INSUFFICIENT ANTENATAL CARE	ICD-10-CM
19 Women who is pregnant or breastfeeding	009.30	DX	SUPERVISION OF PREGNANCY WITH INSUFFICIENT ANTENATAL CARE, UNSPECIFIED TRIMESTER	ICD-10-CM
19 Women who is pregnant or breastfeeding	009.31	DX	SUPERVISION OF PREGNANCY WITH INSUFFICIENT ANTENATAL CARE, FIRST TRIMESTER	ICD-10-CM
19 Women who is pregnant or breastfeeding	009.32	DX	SUPERVISION OF PREGNANCY WITH INSUFFICIENT ANTENATAL CARE, SECOND TRIMESTER	ICD-10-CM
19 Women who is pregnant or breastfeeding	009.33	DX	SUPERVISION OF PREGNANCY WITH INSUFFICIENT ANTENATAL CARE, THIRD TRIMESTER	ICD-10-CM
19 Women who is pregnant or breastfeeding	009.4	DX	SUPERVISION OF PREGNANCY WITH GRAND MULTIPARITY	ICD-10-CM
19 Women who is pregnant or breastfeeding	009.40	DX	SUPERVISION OF PREGNANCY WITH GRAND MULTIPARITY, UNSPECIFIED TRIMESTER	ICD-10-CM
19 Women who is pregnant or breastfeeding	009.41	DX	SUPERVISION OF PREGNANCY WITH GRAND MULTIPARITY, FIRST TRIMESTER	ICD-10-CM
19 Women who is pregnant or breastfeeding	009.42	DX	SUPERVISION OF PREGNANCY WITH GRAND MULTIPARITY, SECOND TRIMESTER	ICD-10-CM
19 Women who is pregnant or breastfeeding	009.43	DX	SUPERVISION OF PREGNANCY WITH GRAND MULTIPARITY, THIRD TRIMESTER	ICD-10-CM
19 Women who is pregnant or breastfeeding	009.5	DX	SUPERVISION OF ELDERLY PRIMIGRAVIDA AND MULTIGRAVIDA	ICD-10-CM
19 Women who is pregnant or breastfeeding	009.51	DX	SUPERVISION OF ELDERLY PRIMIGRAVIDA	ICD-10-CM
19 Women who is pregnant or breastfeeding	009.511	DX	SUPERVISION OF ELDERLY PRIMIGRAVIDA, FIRST TRIMESTER	ICD-10-CM
19 Women who is pregnant or breastfeeding	009.512	DX	SUPERVISION OF ELDERLY PRIMIGRAVIDA, SECOND TRIMESTER	ICD-10-CM
19 Women who is pregnant or breastfeeding	009.513	DX	SUPERVISION OF ELDERLY PRIMIGRAVIDA, THIRD TRIMESTER	ICD-10-CM
19 Women who is pregnant or breastfeeding	009.519	DX	SUPERVISION OF ELDERLY PRIMIGRAVIDA, UNSPECIFIED TRIMESTER	ICD-10-CM
19 Women who is pregnant or breastfeeding	009.52	DX	SUPERVISION OF ELDERLY MULTIGRAVIDA	ICD-10-CM
19 Women who is pregnant or breastfeeding	009.521	DX	SUPERVISION OF ELDERLY MULTIGRAVIDA, FIRST TRIMESTER	ICD-10-CM
19 Women who is pregnant or breastfeeding	009.522	DX	SUPERVISION OF ELDERLY MULTIGRAVIDA, SECOND TRIMESTER	ICD-10-CM
19 Women who is pregnant or breastfeeding	009.523	DX	SUPERVISION OF ELDERLY MULTIGRAVIDA, THIRD TRIMESTER	ICD-10-CM
19 Women who is pregnant or breastfeeding	009.529	DX	SUPERVISION OF ELDERLY MULTIGRAVIDA, UNSPECIFIED TRIMESTER	ICD-10-CM
19 Women who is pregnant or breastfeeding	009.6	DX	SUPERVISION OF YOUNG PRIMIGRAVIDA AND MULTIGRAVIDA	ICD-10-CM
19 Women who is pregnant or breastfeeding	009.61	DX	SUPERVISION OF YOUNG PRIMIGRAVIDA	ICD-10-CM
19 Women who is pregnant or breastfeeding	009.611	DX	SUPERVISION OF YOUNG PRIMIGRAVIDA, FIRST TRIMESTER	ICD-10-CM
19 Women who is pregnant or breastfeeding	009.612	DX	SUPERVISION OF YOUNG PRIMIGRAVIDA, SECOND TRIMESTER	ICD-10-CM
19 Women who is pregnant or breastfeeding	009.613	DX	SUPERVISION OF YOUNG PRIMIGRAVIDA, THIRD TRIMESTER	ICD-10-CM
19 Women who is pregnant or breastfeeding	009.619	DX	SUPERVISION OF YOUNG PRIMIGRAVIDA, UNSPECIFIED TRIMESTER	ICD-10-CM
19 Women who is pregnant or breastfeeding	009.62	DX	SUPERVISION OF YOUNG MULTIGRAVIDA	ICD-10-CM
19 Women who is pregnant or breastfeeding	009.621	DX	SUPERVISION OF YOUNG MULTIGRAVIDA, FIRST TRIMESTER	ICD-10-CM
19 Women who is pregnant or breastfeeding	009.622	DX	SUPERVISION OF YOUNG MULTIGRAVIDA, SECOND TRIMESTER	ICD-10-CM
19 Women who is pregnant or breastfeeding	009.623	DX	SUPERVISION OF YOUNG MULTIGRAVIDA, THIRD TRIMESTER	ICD-10-CM
19 Women who is pregnant or breastfeeding	009.629	DX	SUPERVISION OF YOUNG MULTIGRAVIDA, UNSPECIFIED TRIMESTER	ICD-10-CM
19 Women who is pregnant or breastfeeding	009.7	DX	SUPERVISION OF HIGH RISK PREGNANCY DUE TO SOCIAL PROBLEMS	ICD-10-CM

19 Women who is pregnant or breastfeeding	009.70	DX	SUPERVISION OF HIGH RISK PREGNANCY DUE TO SOCIAL PROBLEMS, UNSPECIFIED TRIMESTER	ICD-10-CM
19 Women who is pregnant or breastfeeding	009.71	DX	SUPERVISION OF HIGH RISK PREGNANCY DUE TO SOCIAL PROBLEMS, FIRST TRIMESTER	ICD-10-CM
19 Women who is pregnant or breastfeeding	009.72	DX	SUPERVISION OF HIGH RISK PREGNANCY DUE TO SOCIAL PROBLEMS, SECOND TRIMESTER	ICD-10-CM
19 Women who is pregnant or breastfeeding	009.73	DX	SUPERVISION OF HIGH RISK PREGNANCY DUE TO SOCIAL PROBLEMS, THIRD TRIMESTER	ICD-10-CM
19 Women who is pregnant or breastfeeding	009.8	DX	SUPERVISION OF OTHER HIGH RISK PREGNANCIES	ICD-10-CM
19 Women who is pregnant or breastfeeding	009.81	DX	SUPERVISION OF PREGNANCY RESULTING FROM ASSISTED REPRODUCTIVE TECHNOLOGY	ICD-10-CM
19 Women who is pregnant or breastfeeding	009.811	DX	SUPERVISION OF PREGNANCY RESULTING FROM ASSISTED REPRODUCTIVE TECHNOLOGY, FIRST TRIMESTER	ICD-10-CM
19 Women who is pregnant or breastfeeding	009.812	DX	SUPERVISION OF PREGNANCY RESULTING FROM ASSISTED REPRODUCTIVE TECHNOLOGY, SECOND TRIMESTER	ICD-10-CM
19 Women who is pregnant or breastfeeding	009.813	DX	SUPERVISION OF PREGNANCY RESULTING FROM ASSISTED REPRODUCTIVE TECHNOLOGY, THIRD TRIMESTER	ICD-10-CM
19 Women who is pregnant or breastfeeding	009.819	DX	SUPERVISION OF PREGNANCY RESULTING FROM ASSISTED REPRODUCTIVE TECHNOLOGY, UNSPECIFIED TRIMESTER	ICD-10-CM
19 Women who is pregnant or breastfeeding	009.82	DX	SUPERVISION OF PREGNANCY WITH HISTORY OF IN UTERO PROCEDURE DURING PREVIOUS PREGNANCY	ICD-10-CM
19 Women who is pregnant or breastfeeding	009.821	DX	SUPERVISION OF PREGNANCY WITH HISTORY OF IN UTERO PROCEDURE DURING PREVIOUS PREGNANCY, FIRST TRIMESTER	ICD-10-CM
19 Women who is pregnant or breastfeeding	009.822	DX	SUPERVISION OF PREGNANCY WITH HISTORY OF IN UTERO PROCEDURE DURING PREVIOUS PREGNANCY, SECOND TRIMESTER	ICD-10-CM
19 Women who is pregnant or breastfeeding	009.823	DX	SUPERVISION OF PREGNANCY WITH HISTORY OF IN UTERO PROCEDURE DURING PREVIOUS PREGNANCY, THIRD TRIMESTER	ICD-10-CM
19 Women who is pregnant or breastfeeding	009.829	DX	SUPERVISION OF PREGNANCY WITH HISTORY OF IN UTERO PROCEDURE DURING PREVIOUS PREGNANCY, UNSPECIFIED TRIMESTER	ICD-10-CM
19 Women who is pregnant or breastfeeding	009.89	DX	SUPERVISION OF OTHER HIGH RISK PREGNANCIES	ICD-10-CM
19 Women who is pregnant or breastfeeding	009.891	DX	SUPERVISION OF OTHER HIGH RISK PREGNANCIES, FIRST TRIMESTER	ICD-10-CM
19 Women who is pregnant or breastfeeding	009.892	DX	SUPERVISION OF OTHER HIGH RISK PREGNANCIES, SECOND TRIMESTER	ICD-10-CM
19 Women who is pregnant or breastfeeding	009.893	DX	SUPERVISION OF OTHER HIGH RISK PREGNANCIES, THIRD TRIMESTER	ICD-10-CM
19 Women who is pregnant or breastfeeding	009.899	DX	SUPERVISION OF OTHER HIGH RISK PREGNANCIES, UNSPECIFIED TRIMESTER	ICD-10-CM
19 Women who is pregnant or breastfeeding	009.9	DX	SUPERVISION OF HIGH RISK PREGNANCY, UNSPECIFIED	ICD-10-CM
19 Women who is pregnant or breastfeeding	009.90	DX	SUPERVISION OF HIGH RISK PREGNANCY, UNSPECIFIED, UNSPECIFIED TRIMESTER	ICD-10-CM
19 Women who is pregnant or breastfeeding	009.91	DX	SUPERVISION OF HIGH RISK PREGNANCY, UNSPECIFIED, FIRST TRIMESTER	ICD-10-CM
19 Women who is pregnant or breastfeeding	009.92	DX	SUPERVISION OF HIGH RISK PREGNANCY, UNSPECIFIED, SECOND TRIMESTER	ICD-10-CM
19 Women who is pregnant or breastfeeding	009.93	DX	SUPERVISION OF HIGH RISK PREGNANCY, UNSPECIFIED, THIRD TRIMESTER	ICD-10-CM
19 Women who is pregnant or breastfeeding	009.A	DX	SUPERVISION OF PREGNANCY WITH HISTORY OF MOLAR PREGNANCY	ICD-10-CM
19 Women who is pregnant or breastfeeding	009.A0	DX	SUPERVISION OF PREGNANCY WITH HISTORY OF MOLAR PREGNANCY, UNSPECIFIED TRIMESTER	ICD-10-CM
19 Women who is pregnant or breastfeeding	009.A1	DX	SUPERVISION OF PREGNANCY WITH HISTORY OF MOLAR PREGNANCY, FIRST TRIMESTER	ICD-10-CM
19 Women who is pregnant or breastfeeding	009.A2	DX	SUPERVISION OF PREGNANCY WITH HISTORY OF MOLAR PREGNANCY, SECOND TRIMESTER	ICD-10-CM
19 Women who is pregnant or breastfeeding	009.A3	DX	SUPERVISION OF PREGNANCY WITH HISTORY OF MOLAR PREGNANCY, THIRD TRIMESTER	ICD-10-CM
19 Women who is pregnant or breastfeeding	010	DX	PRE-EXISTING HYPERTENSION COMPLICATING PREGNANCY, CHILDBIRTH AND THE PUERPERIUM	ICD-10-CM
19 Women who is pregnant or breastfeeding	010.0	DX	PRE-EXISTING ESSENTIAL HYPERTENSION COMPLICATING PREGNANCY, CHILDBIRTH AND THE PUERPERIUM	ICD-10-CM
19 Women who is pregnant or breastfeeding	010.01	DX	PRE-EXISTING ESSENTIAL HYPERTENSION COMPLICATING PREGNANCY	ICD-10-CM
19 Women who is pregnant or breastfeeding	010.011	DX	PRE-EXISTING ESSENTIAL HYPERTENSION COMPLICATING PREGNANCY, FIRST TRIMESTER	ICD-10-CM
19 Women who is pregnant or breastfeeding	010.012	DX	PRE-EXISTING ESSENTIAL HYPERTENSION COMPLICATING PREGNANCY, SECOND TRIMESTER	ICD-10-CM
19 Women who is pregnant or breastfeeding	010.013	DX	PRE-EXISTING ESSENTIAL HYPERTENSION COMPLICATING PREGNANCY, THIRD TRIMESTER	ICD-10-CM
19 Women who is pregnant or breastfeeding	010.019	DX	PRE-EXISTING ESSENTIAL HYPERTENSION COMPLICATING PREGNANCY, UNSPECIFIED TRIMESTER	ICD-10-CM
19 Women who is pregnant or breastfeeding	010.02	DX	PRE-EXISTING ESSENTIAL HYPERTENSION COMPLICATING CHILDBIRTH	ICD-10-CM
19 Women who is pregnant or breastfeeding	010.03	DX	PRE-EXISTING ESSENTIAL HYPERTENSION COMPLICATING THE PUERPERIUM	ICD-10-CM
19 Women who is pregnant or breastfeeding	010.1	DX	PRE-EXISTING HYPERTENSIVE HEART DISEASE COMPLICATING PREGNANCY, CHILDBIRTH AND THE PUERPERIUM	ICD-10-CM
19 Women who is pregnant or breastfeeding	010.11	DX	PRE-EXISTING HYPERTENSIVE HEART DISEASE COMPLICATING PREGNANCY	ICD-10-CM

19 Women who is pregnant or breastfeeding	O10.93	DX	UNSPECIFIED PRE-EXISTING HYPERTENSION COMPLICATING THE PUERPERIUM	ICD-10-CM
19 Women who is pregnant or breastfeeding	O11	DX	PRE-EXISTING HYPERTENSION WITH PRE-ECLAMPSIA	ICD-10-CM
19 Women who is pregnant or breastfeeding	O11.1	DX	PRE-EXISTING HYPERTENSION WITH PRE-ECLAMPSIA, FIRST TRIMESTER	ICD-10-CM
19 Women who is pregnant or breastfeeding	O11.2	DX	PRE-EXISTING HYPERTENSION WITH PRE-ECLAMPSIA, SECOND TRIMESTER	ICD-10-CM
19 Women who is pregnant or breastfeeding	O11.3	DX	PRE-EXISTING HYPERTENSION WITH PRE-ECLAMPSIA, THIRD TRIMESTER	ICD-10-CM
19 Women who is pregnant or breastfeeding	O11.4	DX	PRE-EXISTING HYPERTENSION WITH PRE-ECLAMPSIA, COMPLICATING CHILDBIRTH	ICD-10-CM
19 Women who is pregnant or breastfeeding	O11.5	DX	PRE-EXISTING HYPERTENSION WITH PRE-ECLAMPSIA, COMPLICATING THE PUERPERIUM	ICD-10-CM
19 Women who is pregnant or breastfeeding	O11.9	DX	PRE-EXISTING HYPERTENSION WITH PRE-ECLAMPSIA, UNSPECIFIED TRIMESTER	ICD-10-CM
19 Women who is pregnant or breastfeeding	O12	DX	GESTATIONAL [PREGNANCY-GESTATIONAL [PREGNANCY-INDUCED] EDEMA AND PROTEINURIA WITHOUT HYPERTENSION	ICD-10-CM
19 Women who is pregnant or breastfeeding	O12.0	DX	GESTATIONAL EDEMA	ICD-10-CM
19 Women who is pregnant or breastfeeding	O12.00	DX	GESTATIONAL EDEMA, UNSPECIFIED TRIMESTER	ICD-10-CM
19 Women who is pregnant or breastfeeding	O12.01	DX	GESTATIONAL EDEMA, FIRST TRIMESTER	ICD-10-CM
19 Women who is pregnant or breastfeeding	O12.02	DX	GESTATIONAL EDEMA, SECOND TRIMESTER	ICD-10-CM
19 Women who is pregnant or breastfeeding	O12.03	DX	GESTATIONAL EDEMA, THIRD TRIMESTER	ICD-10-CM
19 Women who is pregnant or breastfeeding	O12.04	DX	GESTATIONAL EDEMA, COMPLICATING CHILDBIRTH	ICD-10-CM
19 Women who is pregnant or breastfeeding	O12.05	DX	GESTATIONAL EDEMA, COMPLICATING THE PUERPERIUM	ICD-10-CM
19 Women who is pregnant or breastfeeding	O12.1	DX	GESTATIONAL PROTEINURIA	ICD-10-CM
19 Women who is pregnant or breastfeeding	O12.10	DX	GESTATIONAL PROTEINURIA, UNSPECIFIED TRIMESTER	ICD-10-CM
19 Women who is pregnant or breastfeeding	O12.11	DX	GESTATIONAL PROTEINURIA, FIRST TRIMESTER	ICD-10-CM
19 Women who is pregnant or breastfeeding	O12.12	DX	GESTATIONAL PROTEINURIA, SECOND TRIMESTER	ICD-10-CM
19 Women who is pregnant or breastfeeding	O12.13	DX	GESTATIONAL PROTEINURIA, THIRD TRIMESTER	ICD-10-CM
19 Women who is pregnant or breastfeeding	O12.14	DX	GESTATIONAL PROTEINURIA, COMPLICATING CHILDBIRTH	ICD-10-CM
19 Women who is pregnant or breastfeeding	O12.15	DX	GESTATIONAL PROTEINURIA, COMPLICATING THE PUERPERIUM	ICD-10-CM
19 Women who is pregnant or breastfeeding	O12.2	DX	GESTATIONAL EDEMA WITH PROTEINURIA	ICD-10-CM
19 Women who is pregnant or breastfeeding	O12.20	DX	GESTATIONAL EDEMA WITH PROTEINURIA, UNSPECIFIED TRIMESTER	ICD-10-CM
19 Women who is pregnant or breastfeeding	O12.21	DX	GESTATIONAL EDEMA WITH PROTEINURIA, FIRST TRIMESTER	ICD-10-CM
19 Women who is pregnant or breastfeeding	O12.22	DX	GESTATIONAL EDEMA WITH PROTEINURIA, SECOND TRIMESTER	ICD-10-CM
19 Women who is pregnant or breastfeeding	O12.23	DX	GESTATIONAL EDEMA WITH PROTEINURIA, THIRD TRIMESTER	ICD-10-CM
19 Women who is pregnant or breastfeeding	O12.24	DX	GESTATIONAL EDEMA WITH PROTEINURIA, COMPLICATING CHILDBIRTH	ICD-10-CM
19 Women who is pregnant or breastfeeding	O12.25	DX	GESTATIONAL EDEMA WITH PROTEINURIA, COMPLICATING THE PUERPERIUM	ICD-10-CM
19 Women who is pregnant or breastfeeding	O13	DX	GESTATIONAL [PREGNANCY-INDUCED] HYPERTENSION WITHOUT SIGNIFICANT PROTEINURIA	ICD-10-CM
19 Women who is pregnant or breastfeeding	O13.1	DX	GESTATIONAL [PREGNANCY-INDUCED] HYPERTENSION WITHOUT SIGNIFICANT PROTEINURIA, FIRST TRIMESTER	ICD-10-CM
19 Women who is pregnant or breastfeeding	O13.2	DX	GESTATIONAL [PREGNANCY-INDUCED] HYPERTENSION WITHOUT SIGNIFICANT PROTEINURIA, SECOND TRIMESTER	ICD-10-CM
19 Women who is pregnant or breastfeeding	O13.3	DX	GESTATIONAL [PREGNANCY-INDUCED] HYPERTENSION WITHOUT SIGNIFICANT PROTEINURIA, THIRD TRIMESTER	ICD-10-CM
19 Women who is pregnant or breastfeeding	O13.4	DX	GESTATIONAL [PREGNANCY-INDUCED] HYPERTENSION WITHOUT SIGNIFICANT PROTEINURIA, COMPLICATING CHILDBIRTH	ICD-10-CM
19 Women who is pregnant or breastfeeding	O13.5	DX	GESTATIONAL [PREGNANCY-INDUCED] HYPERTENSION WITHOUT SIGNIFICANT PROTEINURIA, COMPLICATING THE PUERPERIUM	ICD-10-CM
19 Women who is pregnant or breastfeeding	O13.9	DX	GESTATIONAL [PREGNANCY-INDUCED] HYPERTENSION WITHOUT SIGNIFICANT PROTEINURIA, UNSPECIFIED TRIMESTER	ICD-10-CM
19 Women who is pregnant or breastfeeding	O14	DX	PRE-ECLAMPSIA-ECLAMPSIA	ICD-10-CM
19 Women who is pregnant or breastfeeding	O14.0	DX	MILD TO MODERATE PRE-ECLAMPSIA	ICD-10-CM
19 Women who is pregnant or breastfeeding	O14.00	DX	MILD TO MODERATE PRE-ECLAMPSIA, UNSPECIFIED TRIMESTER	ICD-10-CM
19 Women who is pregnant or breastfeeding	O14.02	DX	MILD TO MODERATE PRE-ECLAMPSIA, SECOND TRIMESTER	ICD-10-CM
19 Women who is pregnant or breastfeeding	O14.03	DX	MILD TO MODERATE PRE-ECLAMPSIA, THIRD TRIMESTER	ICD-10-CM
19 Women who is pregnant or breastfeeding	O14.04	DX	MILD TO MODERATE PRE-ECLAMPSIA, COMPLICATING CHILDBIRTH	ICD-10-CM
19 Women who is pregnant or breastfeeding	O14.05	DX	MILD TO MODERATE PRE-ECLAMPSIA, COMPLICATING THE PUERPERIUM	ICD-10-CM
19 Women who is pregnant or breastfeeding	O14.1	DX	SEVERE PRE-ECLAMPSIA	ICD-10-CM
19 Women who is pregnant or breastfeeding	O14.10	DX	SEVERE PRE-ECLAMPSIA, UNSPECIFIED TRIMESTER	ICD-10-CM
19 Women who is pregnant or breastfeeding	O14.12	DX	SEVERE PRE-ECLAMPSIA, SECOND TRIMESTER	ICD-10-CM
19 Women who is pregnant or breastfeeding	O14.13	DX	SEVERE PRE-ECLAMPSIA, THIRD TRIMESTER	ICD-10-CM
19 Women who is pregnant or breastfeeding	O14.14	DX	SEVERE PRE-ECLAMPSIA, COMPLICATING CHILDBIRTH	ICD-10-CM
19 Women who is pregnant or breastfeeding	O14.15	DX	SEVERE PRE-ECLAMPSIA, COMPLICATING THE PUERPERIUM	ICD-10-CM
19 Women who is pregnant or breastfeeding	O14.2	DX	HELLP SYNDROME	ICD-10-CM
19 Women who is pregnant or breastfeeding	O14.20	DX	HELLP SYNDROME (HELLP), UNSPECIFIED TRIMESTER	ICD-10-CM
19 Women who is pregnant or breastfeeding	O14.22	DX	HELLP SYNDROME (HELLP), SECOND TRIMESTER	ICD-10-CM
19 Women who is pregnant or breastfeeding	O14.23	DX	HELLP SYNDROME (HELLP), THIRD TRIMESTER	ICD-10-CM
19 Women who is pregnant or breastfeeding	O14.24	DX	HELLP SYNDROME, COMPLICATING CHILDBIRTH	ICD-10-CM

19 Women who is pregnant or breastfeeding	014.25	DX	HELLP SYNDROME, COMPLICATING THE PUERPERIUM	ICD-10-CM
19 Women who is pregnant or breastfeeding	014.9	DX	UNSPECIFIED PRE-ECLAMPSIA	ICD-10-CM
19 Women who is pregnant or breastfeeding	014.90	DX	UNSPECIFIED PRE-ECLAMPSIA, UNSPECIFIED TRIMESTER	ICD-10-CM
19 Women who is pregnant or breastfeeding	014.92	DX	UNSPECIFIED PRE-ECLAMPSIA, SECOND TRIMESTER	ICD-10-CM
19 Women who is pregnant or breastfeeding	014.93	DX	UNSPECIFIED PRE-ECLAMPSIA, THIRD TRIMESTER	ICD-10-CM
19 Women who is pregnant or breastfeeding	014.94	DX	UNSPECIFIED PRE-ECLAMPSIA, COMPLICATING CHILDBIRTH	ICD-10-CM
19 Women who is pregnant or breastfeeding	014.95	DX	UNSPECIFIED PRE-ECLAMPSIA, COMPLICATING THE PUERPERIUM	ICD-10-CM
19 Women who is pregnant or breastfeeding	015	DX	ECLAMPSIA	ICD-10-CM
19 Women who is pregnant or breastfeeding	015.0	DX	ECLAMPSIA COMPLICATING PREGNANCY	ICD-10-CM
19 Women who is pregnant or breastfeeding	015.00	DX	ECLAMPSIA COMPLICATING PREGNANCY, UNSPECIFIED TRIMESTER	ICD-10-CM
19 Women who is pregnant or breastfeeding	015.02	DX	ECLAMPSIA COMPLICATING PREGNANCY, SECOND TRIMESTER	ICD-10-CM
19 Women who is pregnant or breastfeeding	015.03	DX	ECLAMPSIA COMPLICATING PREGNANCY, THIRD TRIMESTER	ICD-10-CM
19 Women who is pregnant or breastfeeding	015.1	DX	ECLAMPSIA COMPLICATING LABOR	ICD-10-CM
19 Women who is pregnant or breastfeeding	015.2	DX	ECLAMPSIA COMPLICATING THE PUERPERIUM	ICD-10-CM
19 Women who is pregnant or breastfeeding	015.9	DX	ECLAMPSIA, UNSPECIFIED AS TO TIME PERIOD	ICD-10-CM
19 Women who is pregnant or breastfeeding	016	DX	UNSPECIFIED MATERNAL HYPERTENSION	ICD-10-CM
19 Women who is pregnant or breastfeeding	016.1	DX	UNSPECIFIED MATERNAL HYPERTENSION, FIRST TRIMESTER	ICD-10-CM
19 Women who is pregnant or breastfeeding	016.2	DX	UNSPECIFIED MATERNAL HYPERTENSION, SECOND TRIMESTER	ICD-10-CM
19 Women who is pregnant or breastfeeding	016.3	DX	UNSPECIFIED MATERNAL HYPERTENSION, THIRD TRIMESTER	ICD-10-CM
19 Women who is pregnant or breastfeeding	016.4	DX	UNSPECIFIED MATERNAL HYPERTENSION, COMPLICATING CHILDBIRTH	ICD-10-CM
19 Women who is pregnant or breastfeeding	016.5	DX	UNSPECIFIED MATERNAL HYPERTENSION, COMPLICATING THE PUERPERIUM	ICD-10-CM
19 Women who is pregnant or breastfeeding	016.9	DX	UNSPECIFIED MATERNAL HYPERTENSION, UNSPECIFIED TRIMESTER	ICD-10-CM
19 Women who is pregnant or breastfeeding	020	DX	HEMORRHAGE IN EARLY PREGNANCY	ICD-10-CM
19 Women who is pregnant or breastfeeding	020.0	DX	THREATENED ABORTION	ICD-10-CM
19 Women who is pregnant or breastfeeding	020.8	DX	OTHER HEMORRHAGE IN EARLY PREGNANCY	ICD-10-CM
19 Women who is pregnant or breastfeeding	020.9	DX	HEMORRHAGE IN EARLY PREGNANCY, UNSPECIFIED	ICD-10-CM
19 Women who is pregnant or breastfeeding	021	DX	EXCESSIVE VOMITING IN PREGNANCY	ICD-10-CM
19 Women who is pregnant or breastfeeding	021.0	DX	MILD HYPEREMESIS GRAVIDARUM	ICD-10-CM
19 Women who is pregnant or breastfeeding	021.1	DX	HYPEREMESIS GRAVIDARUM WITH METABOLIC DISTURBANCE	ICD-10-CM
19 Women who is pregnant or breastfeeding	021.2	DX	LATE VOMITING OF PREGNANCY	ICD-10-CM
19 Women who is pregnant or breastfeeding	021.8	DX	OTHER VOMITING COMPLICATING PREGNANCY	ICD-10-CM
19 Women who is pregnant or breastfeeding	021.9	DX	VOMITING OF PREGNANCY, UNSPECIFIED	ICD-10-CM
19 Women who is pregnant or breastfeeding	022	DX	VENOUS COMPLICATIONS AND HEMORRHOIDS IN PREGNANCY	ICD-10-CM
19 Women who is pregnant or breastfeeding	022.0	DX	VARICOSE VEINS OF LOWER EXTREMITY IN PREGNANCY	ICD-10-CM
19 Women who is pregnant or breastfeeding	022.00	DX	VARICOSE VEINS OF LOWER EXTREMITY IN PREGNANCY, UNSPECIFIED TRIMESTER	ICD-10-CM
19 Women who is pregnant or breastfeeding	022.01	DX	VARICOSE VEINS OF LOWER EXTREMITY IN PREGNANCY, FIRST TRIMESTER	ICD-10-CM
19 Women who is pregnant or breastfeeding	022.02	DX	VARICOSE VEINS OF LOWER EXTREMITY IN PREGNANCY, SECOND TRIMESTER	ICD-10-CM
19 Women who is pregnant or breastfeeding	022.03	DX	VARICOSE VEINS OF LOWER EXTREMITY IN PREGNANCY, THIRD TRIMESTER	ICD-10-CM
19 Women who is pregnant or breastfeeding	022.1	DX	GENITAL VARICES IN PREGNANCY	ICD-10-CM
19 Women who is pregnant or breastfeeding	022.10	DX	GENITAL VARICES IN PREGNANCY, UNSPECIFIED TRIMESTER	ICD-10-CM
19 Women who is pregnant or breastfeeding	022.11	DX	GENITAL VARICES IN PREGNANCY, FIRST TRIMESTER	ICD-10-CM
19 Women who is pregnant or breastfeeding	022.12	DX	GENITAL VARICES IN PREGNANCY, SECOND TRIMESTER	ICD-10-CM
19 Women who is pregnant or breastfeeding	022.13	DX	GENITAL VARICES IN PREGNANCY, THIRD TRIMESTER	ICD-10-CM
19 Women who is pregnant or breastfeeding	022.2	DX	SUPERFICIAL THROMBOPHLEBITIS IN PREGNANCY	ICD-10-CM
19 Women who is pregnant or breastfeeding	022.20	DX	SUPERFICIAL THROMBOPHLEBITIS IN PREGNANCY, UNSPECIFIED TRIMESTER	ICD-10-CM
19 Women who is pregnant or breastfeeding	022.21	DX	SUPERFICIAL THROMBOPHLEBITIS IN PREGNANCY, FIRST TRIMESTER	ICD-10-CM
19 Women who is pregnant or breastfeeding	022.22	DX	SUPERFICIAL THROMBOPHLEBITIS IN PREGNANCY, SECOND TRIMESTER	ICD-10-CM
19 Women who is pregnant or breastfeeding	022.23	DX	SUPERFICIAL THROMBOPHLEBITIS IN PREGNANCY, THIRD TRIMESTER	ICD-10-CM
19 Women who is pregnant or breastfeeding	022.3	DX	DEEP PHLEBOTHROMBOSIS IN PREGNANCY	ICD-10-CM
19 Women who is pregnant or breastfeeding	022.30	DX	DEEP PHLEBOTHROMBOSIS IN PREGNANCY, UNSPECIFIED TRIMESTER	ICD-10-CM
19 Women who is pregnant or breastfeeding	022.31	DX	DEEP PHLEBOTHROMBOSIS IN PREGNANCY, FIRST TRIMESTER	ICD-10-CM
19 Women who is pregnant or breastfeeding	022.32	DX	DEEP PHLEBOTHROMBOSIS IN PREGNANCY, SECOND TRIMESTER	ICD-10-CM
19 Women who is pregnant or breastfeeding	022.33	DX	DEEP PHLEBOTHROMBOSIS IN PREGNANCY, THIRD TRIMESTER	ICD-10-CM
19 Women who is pregnant or breastfeeding	022.4	DX	HEMORRHOIDS IN PREGNANCY	ICD-10-CM
19 Women who is pregnant or breastfeeding	022.40	DX	HEMORRHOIDS IN PREGNANCY, UNSPECIFIED TRIMESTER	ICD-10-CM
19 Women who is pregnant or breastfeeding	022.41	DX	HEMORRHOIDS IN PREGNANCY, FIRST TRIMESTER	ICD-10-CM
19 Women who is pregnant or breastfeeding	022.42	DX	HEMORRHOIDS IN PREGNANCY, SECOND TRIMESTER	ICD-10-CM
19 Women who is pregnant or breastfeeding	022.43	DX	HEMORRHOIDS IN PREGNANCY, THIRD TRIMESTER	ICD-10-CM
19 Women who is pregnant or breastfeeding	022.5	DX	CEREBRAL VENOUS THROMBOSIS IN PREGNANCY	ICD-10-CM
19 Women who is pregnant or breastfeeding	022.50	DX	CEREBRAL VENOUS THROMBOSIS IN PREGNANCY, UNSPECIFIED TRIMESTER	ICD-10-CM
19 Women who is pregnant or breastfeeding	022.51	DX	CEREBRAL VENOUS THROMBOSIS IN PREGNANCY, FIRST TRIMESTER	ICD-10-CM
19 Women who is pregnant or breastfeeding	022.52	DX	CEREBRAL VENOUS THROMBOSIS IN PREGNANCY, SECOND TRIMESTER	ICD-10-CM
19 Women who is pregnant or breastfeeding	022.53	DX	CEREBRAL VENOUS THROMBOSIS IN PREGNANCY, THIRD TRIMESTER	ICD-10-CM
19 Women who is pregnant or breastfeeding	022.8	DX	OTHER VENOUS COMPLICATIONS IN PREGNANCY	ICD-10-CM
19 Women who is pregnant or breastfeeding	022.8X	DX	OTHER VENOUS COMPLICATIONS IN PREGNANCY	ICD-10-CM
19 Women who is pregnant or breastfeeding	022.8X1	DX	OTHER VENOUS COMPLICATIONS IN PREGNANCY, FIRST TRIMESTER	ICD-10-CM

19 Women who is pregnant or breastfeeding	023.92	DX	UNSPECIFIED GENITOURINARY TRACT INFECTION IN PREGNANCY, SECOND TRIMESTER	ICD-10-CM
19 Women who is pregnant or breastfeeding	023.93	DX	UNSPECIFIED GENITOURINARY TRACT INFECTION IN PREGNANCY, THIRD TRIMESTER	ICD-10-CM
19 Women who is pregnant or breastfeeding	024	DX	DIABETES MELLITUS IN PREGNANCY, CHILDBIRTH, AND THE PUERPERIUM	ICD-10-CM
19 Women who is pregnant or breastfeeding	024.0	DX	PRE-EXISTING TYPE 1 DIABETES MELLITUS, IN PREGNANCY, CHILDBIRTH AND THE PUERPERIUM	ICD-10-CM
19 Women who is pregnant or breastfeeding	024.01	DX	PRE-EXISTING TYPE 1 DIABETES MELLITUS, IN PREGNANCY	ICD-10-CM
19 Women who is pregnant or breastfeeding	024.011	DX	PRE-EXISTING TYPE 1 DIABETES MELLITUS, IN PREGNANCY, FIRST TRIMESTER	ICD-10-CM
19 Women who is pregnant or breastfeeding	024.012	DX	PRE-EXISTING TYPE 1 DIABETES MELLITUS, IN PREGNANCY, SECOND TRIMESTER	ICD-10-CM
19 Women who is pregnant or breastfeeding	024.013	DX	PRE-EXISTING TYPE 1 DIABETES MELLITUS, IN PREGNANCY, THIRD TRIMESTER	ICD-10-CM
19 Women who is pregnant or breastfeeding	024.019	DX	PRE-EXISTING TYPE 1 DIABETES MELLITUS, IN PREGNANCY, UNSPECIFIED TRIMESTER	ICD-10-CM
19 Women who is pregnant or breastfeeding	024.02	DX	PRE-EXISTING TYPE 1 DIABETES MELLITUS, IN CHILDBIRTH	ICD-10-CM
19 Women who is pregnant or breastfeeding	024.03	DX	PRE-EXISTING TYPE 1 DIABETES MELLITUS, IN THE PUERPERIUM	ICD-10-CM
19 Women who is pregnant or breastfeeding	024.1	DX	PRE-EXISTING TYPE 2 DIABETES MELLITUS, IN PREGNANCY, CHILDBIRTH AND THE PUERPERIUM	ICD-10-CM
19 Women who is pregnant or breastfeeding	024.11	DX	PRE-EXISTING TYPE 2 DIABETES MELLITUS, IN PREGNANCY	ICD-10-CM
19 Women who is pregnant or breastfeeding	024.111	DX	PRE-EXISTING TYPE 2 DIABETES MELLITUS, IN PREGNANCY, FIRST TRIMESTER	ICD-10-CM
19 Women who is pregnant or breastfeeding	024.112	DX	PRE-EXISTING TYPE 2 DIABETES MELLITUS, IN PREGNANCY, SECOND TRIMESTER	ICD-10-CM
19 Women who is pregnant or breastfeeding	024.113	DX	PRE-EXISTING TYPE 2 DIABETES MELLITUS, IN PREGNANCY, THIRD TRIMESTER	ICD-10-CM
19 Women who is pregnant or breastfeeding	024.119	DX	PRE-EXISTING TYPE 2 DIABETES MELLITUS, IN PREGNANCY, UNSPECIFIED TRIMESTER	ICD-10-CM
19 Women who is pregnant or breastfeeding	024.12	DX	PRE-EXISTING TYPE 2 DIABETES MELLITUS, IN CHILDBIRTH	ICD-10-CM
19 Women who is pregnant or breastfeeding	024.13	DX	PRE-EXISTING TYPE 2 DIABETES MELLITUS, IN THE PUERPERIUM	ICD-10-CM
19 Women who is pregnant or breastfeeding	024.3	DX	UNSPECIFIED PRE-EXISTING DIABETES MELLITUS IN PREGNANCY, CHILDBIRTH AND THE PUERPERIUM	ICD-10-CM
19 Women who is pregnant or breastfeeding	024.31	DX	UNSPECIFIED PRE-EXISTING DIABETES MELLITUS IN PREGNANCY	ICD-10-CM
19 Women who is pregnant or breastfeeding	024.311	DX	UNSPECIFIED PRE-EXISTING DIABETES MELLITUS IN PREGNANCY, FIRST TRIMESTER	ICD-10-CM
19 Women who is pregnant or breastfeeding	024.312	DX	UNSPECIFIED PRE-EXISTING DIABETES MELLITUS IN PREGNANCY, SECOND TRIMESTER	ICD-10-CM
19 Women who is pregnant or breastfeeding	024.313	DX	UNSPECIFIED PRE-EXISTING DIABETES MELLITUS IN PREGNANCY, THIRD TRIMESTER	ICD-10-CM
19 Women who is pregnant or breastfeeding	024.319	DX	UNSPECIFIED PRE-EXISTING DIABETES MELLITUS IN PREGNANCY, UNSPECIFIED TRIMESTER	ICD-10-CM
19 Women who is pregnant or breastfeeding	024.32	DX	UNSPECIFIED PRE-EXISTING DIABETES MELLITUS IN CHILDBIRTH	ICD-10-CM
19 Women who is pregnant or breastfeeding	024.33	DX	UNSPECIFIED PRE-EXISTING DIABETES MELLITUS IN THE PUERPERIUM	ICD-10-CM
19 Women who is pregnant or breastfeeding	024.4	DX	GESTATIONAL DIABETES MELLITUS	ICD-10-CM
19 Women who is pregnant or breastfeeding	024.41	DX	GESTATIONAL DIABETES MELLITUS IN PREGNANCY	ICD-10-CM
19 Women who is pregnant or breastfeeding	024.410	DX	GESTATIONAL DIABETES MELLITUS IN PREGNANCY, DIET CONTROLLED	ICD-10-CM
19 Women who is pregnant or breastfeeding	024.414	DX	GESTATIONAL DIABETES MELLITUS IN PREGNANCY, INSULIN CONTROLLED	ICD-10-CM
19 Women who is pregnant or breastfeeding	024.415	DX	GESTATIONAL DIABETES MELLITUS IN PREGNANCY, CONTROLLED BY ORAL HYPOGLYCEMIC DRUGS	ICD-10-CM
19 Women who is pregnant or breastfeeding	024.419	DX	GESTATIONAL DIABETES MELLITUS IN PREGNANCY, UNSPECIFIED CONTROL	ICD-10-CM
19 Women who is pregnant or breastfeeding	024.42	DX	GESTATIONAL DIABETES MELLITUS IN CHILDBIRTH	ICD-10-CM
19 Women who is pregnant or breastfeeding	024.420	DX	GESTATIONAL DIABETES MELLITUS IN CHILDBIRTH, DIET CONTROLLED	ICD-10-CM
19 Women who is pregnant or breastfeeding	024.424	DX	GESTATIONAL DIABETES MELLITUS IN CHILDBIRTH, INSULIN CONTROLLED	ICD-10-CM
19 Women who is pregnant or breastfeeding	024.425	DX	GESTATIONAL DIABETES MELLITUS IN CHILDBIRTH, CONTROLLED BY ORAL HYPOGLYCEMIC DRUGS	ICD-10-CM
19 Women who is pregnant or breastfeeding	024.429	DX	GESTATIONAL DIABETES MELLITUS IN CHILDBIRTH, UNSPECIFIED CONTROL	ICD-10-CM
19 Women who is pregnant or breastfeeding	024.43	DX	GESTATIONAL DIABETES MELLITUS IN THE PUERPERIUM	ICD-10-CM
19 Women who is pregnant or breastfeeding	024.430	DX	GESTATIONAL DIABETES MELLITUS IN THE PUERPERIUM, DIET CONTROLLED	ICD-10-CM
19 Women who is pregnant or breastfeeding	024.434	DX	GESTATIONAL DIABETES MELLITUS IN THE PUERPERIUM, INSULIN CONTROLLED	ICD-10-CM
19 Women who is pregnant or breastfeeding	024.435	DX	GESTATIONAL DIABETES MELLITUS IN PUERPERIUM, CONTROLLED BY ORAL HYPOGLYCEMIC DRUGS	ICD-10-CM
19 Women who is pregnant or breastfeeding	024.439	DX	GESTATIONAL DIABETES MELLITUS IN THE PUERPERIUM, UNSPECIFIED CONTROL	ICD-10-CM
19 Women who is pregnant or breastfeeding	024.8	DX	OTHER PRE-EXISTING DIABETES MELLITUS IN PREGNANCY, CHILDBIRTH, AND THE PUERPERIUM	ICD-10-CM
19 Women who is pregnant or breastfeeding	024.81	DX	OTHER PRE-EXISTING DIABETES MELLITUS IN PREGNANCY	ICD-10-CM

19 Women who is pregnant or breastfeeding	024.811	DX	OTHER PRE-EXISTING DIABETES MELLITUS IN PREGNANCY, FIRST TRIMESTER	ICD-10-CM
19 Women who is pregnant or breastfeeding	024.812	DX	OTHER PRE-EXISTING DIABETES MELLITUS IN PREGNANCY, SECOND TRIMESTER	ICD-10-CM
19 Women who is pregnant or breastfeeding	024.813	DX	OTHER PRE-EXISTING DIABETES MELLITUS IN PREGNANCY, THIRD TRIMESTER	ICD-10-CM
19 Women who is pregnant or breastfeeding	024.819	DX	OTHER PRE-EXISTING DIABETES MELLITUS IN PREGNANCY, UNSPECIFIED TRIMESTER	ICD-10-CM
19 Women who is pregnant or breastfeeding	024.82	DX	OTHER PRE-EXISTING DIABETES MELLITUS IN CHILDBIRTH	ICD-10-CM
19 Women who is pregnant or breastfeeding	024.83	DX	OTHER PRE-EXISTING DIABETES MELLITUS IN THE PUERPERIUM	ICD-10-CM
19 Women who is pregnant or breastfeeding	024.9	DX	UNSPECIFIED DIABETES MELLITUS IN PREGNANCY, CHILDBIRTH AND THE PUERPERIUM	ICD-10-CM
19 Women who is pregnant or breastfeeding	024.91	DX	UNSPECIFIED DIABETES MELLITUS IN PREGNANCY	ICD-10-CM
19 Women who is pregnant or breastfeeding	024.911	DX	UNSPECIFIED DIABETES MELLITUS IN PREGNANCY, FIRST TRIMESTER	ICD-10-CM
19 Women who is pregnant or breastfeeding	024.912	DX	UNSPECIFIED DIABETES MELLITUS IN PREGNANCY, SECOND TRIMESTER	ICD-10-CM
19 Women who is pregnant or breastfeeding	024.913	DX	UNSPECIFIED DIABETES MELLITUS IN PREGNANCY, THIRD TRIMESTER	ICD-10-CM
19 Women who is pregnant or breastfeeding	024.919	DX	UNSPECIFIED DIABETES MELLITUS IN PREGNANCY, UNSPECIFIED TRIMESTER	ICD-10-CM
19 Women who is pregnant or breastfeeding	024.92	DX	UNSPECIFIED DIABETES MELLITUS IN CHILDBIRTH	ICD-10-CM
19 Women who is pregnant or breastfeeding	024.93	DX	UNSPECIFIED DIABETES MELLITUS IN THE PUERPERIUM	ICD-10-CM
19 Women who is pregnant or breastfeeding	025	DX	MALNUTRITION IN PREGNANCY, CHILDBIRTH AND THE PUERPERIUM	ICD-10-CM
19 Women who is pregnant or breastfeeding	025.1	DX	MALNUTRITION IN PREGNANCY	ICD-10-CM
19 Women who is pregnant or breastfeeding	025.10	DX	MALNUTRITION IN PREGNANCY, UNSPECIFIED TRIMESTER	ICD-10-CM
19 Women who is pregnant or breastfeeding	025.11	DX	MALNUTRITION IN PREGNANCY, FIRST TRIMESTER	ICD-10-CM
19 Women who is pregnant or breastfeeding	025.12	DX	MALNUTRITION IN PREGNANCY, SECOND TRIMESTER	ICD-10-CM
19 Women who is pregnant or breastfeeding	025.13	DX	MALNUTRITION IN PREGNANCY, THIRD TRIMESTER	ICD-10-CM
19 Women who is pregnant or breastfeeding	025.2	DX	MALNUTRITION IN CHILDBIRTH	ICD-10-CM
19 Women who is pregnant or breastfeeding	025.3	DX	MALNUTRITION IN THE PUERPERIUM	ICD-10-CM
19 Women who is pregnant or breastfeeding	026	DX	MATERNAL CARE FOR OTHER CONDITIONS PREDOMINANTLY RELATED TO PREGNANCY	ICD-10-CM
19 Women who is pregnant or breastfeeding	026.0	DX	EXCESSIVE WEIGHT GAIN IN PREGNANCY	ICD-10-CM
19 Women who is pregnant or breastfeeding	026.00	DX	EXCESSIVE WEIGHT GAIN IN PREGNANCY, UNSPECIFIED TRIMESTER	ICD-10-CM
19 Women who is pregnant or breastfeeding	026.01	DX	EXCESSIVE WEIGHT GAIN IN PREGNANCY, FIRST TRIMESTER	ICD-10-CM
19 Women who is pregnant or breastfeeding	026.02	DX	EXCESSIVE WEIGHT GAIN IN PREGNANCY, SECOND TRIMESTER	ICD-10-CM
19 Women who is pregnant or breastfeeding	026.03	DX	EXCESSIVE WEIGHT GAIN IN PREGNANCY, THIRD TRIMESTER	ICD-10-CM
19 Women who is pregnant or breastfeeding	026.1	DX	LOW WEIGHT GAIN IN PREGNANCY	ICD-10-CM
19 Women who is pregnant or breastfeeding	026.10	DX	LOW WEIGHT GAIN IN PREGNANCY, UNSPECIFIED TRIMESTER	ICD-10-CM
19 Women who is pregnant or breastfeeding	026.11	DX	LOW WEIGHT GAIN IN PREGNANCY, FIRST TRIMESTER	ICD-10-CM
19 Women who is pregnant or breastfeeding	026.12	DX	LOW WEIGHT GAIN IN PREGNANCY, SECOND TRIMESTER	ICD-10-CM
19 Women who is pregnant or breastfeeding	026.13	DX	LOW WEIGHT GAIN IN PREGNANCY, THIRD TRIMESTER	ICD-10-CM
19 Women who is pregnant or breastfeeding	026.2	DX	PREGNANCY CARE FOR PATIENT WITH RECURRENT PREGNANCY LOSS	ICD-10-CM
19 Women who is pregnant or breastfeeding	026.20	DX	PREGNANCY CARE FOR PATIENT WITH RECURRENT PREGNANCY LOSS, UNSPECIFIED TRIMESTER	ICD-10-CM
19 Women who is pregnant or breastfeeding	026.21	DX	PREGNANCY CARE FOR PATIENT WITH RECURRENT PREGNANCY LOSS, FIRST TRIMESTER	ICD-10-CM
19 Women who is pregnant or breastfeeding	026.22	DX	PREGNANCY CARE FOR PATIENT WITH RECURRENT PREGNANCY LOSS, SECOND TRIMESTER	ICD-10-CM
19 Women who is pregnant or breastfeeding	026.23	DX	PREGNANCY CARE FOR PATIENT WITH RECURRENT PREGNANCY LOSS, THIRD TRIMESTER	ICD-10-CM
19 Women who is pregnant or breastfeeding	026.3	DX	RETAINED INTRAUTERINE CONTRACEPTIVE DEVICE IN PREGNANCY	ICD-10-CM
19 Women who is pregnant or breastfeeding	026.30	DX	RETAINED INTRAUTERINE CONTRACEPTIVE DEVICE IN PREGNANCY, UNSPECIFIED TRIMESTER	ICD-10-CM
19 Women who is pregnant or breastfeeding	026.31	DX	RETAINED INTRAUTERINE CONTRACEPTIVE DEVICE IN PREGNANCY, FIRST TRIMESTER	ICD-10-CM
19 Women who is pregnant or breastfeeding	026.32	DX	RETAINED INTRAUTERINE CONTRACEPTIVE DEVICE IN PREGNANCY, SECOND TRIMESTER	ICD-10-CM
19 Women who is pregnant or breastfeeding	026.33	DX	RETAINED INTRAUTERINE CONTRACEPTIVE DEVICE IN PREGNANCY, THIRD TRIMESTER	ICD-10-CM
19 Women who is pregnant or breastfeeding	026.4	DX	HERPES GESTATIONIS	ICD-10-CM
19 Women who is pregnant or breastfeeding	026.40	DX	HERPES GESTATIONIS, UNSPECIFIED TRIMESTER	ICD-10-CM
19 Women who is pregnant or breastfeeding	026.41	DX	HERPES GESTATIONIS, FIRST TRIMESTER	ICD-10-CM
19 Women who is pregnant or breastfeeding	026.42	DX	HERPES GESTATIONIS, SECOND TRIMESTER	ICD-10-CM
19 Women who is pregnant or breastfeeding	026.43	DX	HERPES GESTATIONIS, THIRD TRIMESTER	ICD-10-CM
19 Women who is pregnant or breastfeeding	026.5	DX	MATERNAL HYPOTENSION SYNDROME	ICD-10-CM
19 Women who is pregnant or breastfeeding	026.50	DX	MATERNAL HYPOTENSION SYNDROME, UNSPECIFIED TRIMESTER	ICD-10-CM
19 Women who is pregnant or breastfeeding	026.51	DX	MATERNAL HYPOTENSION SYNDROME, FIRST TRIMESTER	ICD-10-CM
19 Women who is pregnant or breastfeeding	026.52	DX	MATERNAL HYPOTENSION SYNDROME, SECOND TRIMESTER	ICD-10-CM
19 Women who is pregnant or breastfeeding	026.53	DX	MATERNAL HYPOTENSION SYNDROME, THIRD TRIMESTER	ICD-10-CM
19 Women who is pregnant or breastfeeding	026.6	DX	LIVER AND BILIARY TRACT DISORDERS IN PREGNANCY, CHILDBIRTH AND THE PUERPERIUM	ICD-10-CM

19 Women who is pregnant or breastfeeding	026.61	DX	LIVER AND BILIARY TRACT DISORDERS IN PREGNANCY	ICD-10-CM
19 Women who is pregnant or breastfeeding	026.611	DX	LIVER AND BILIARY TRACT DISORDERS IN PREGNANCY, FIRST TRIMESTER	ICD-10-CM
19 Women who is pregnant or breastfeeding	026.612	DX	LIVER AND BILIARY TRACT DISORDERS IN PREGNANCY, SECOND TRIMESTER	ICD-10-CM
19 Women who is pregnant or breastfeeding	026.613	DX	LIVER AND BILIARY TRACT DISORDERS IN PREGNANCY, THIRD TRIMESTER	ICD-10-CM
19 Women who is pregnant or breastfeeding	026.619	DX	LIVER AND BILIARY TRACT DISORDERS IN PREGNANCY, UNSPECIFIED TRIMESTER	ICD-10-CM
19 Women who is pregnant or breastfeeding	026.62	DX	LIVER AND BILIARY TRACT DISORDERS IN CHILDBIRTH	ICD-10-CM
19 Women who is pregnant or breastfeeding	026.63	DX	LIVER AND BILIARY TRACT DISORDERS IN THE PUERPERIUM	ICD-10-CM
19 Women who is pregnant or breastfeeding	026.7	DX	SUBLUXATION OF SYMPHYSIS (PUBIS) IN PREGNANCY, CHILDBIRTH AND THE PUERPERIUM	ICD-10-CM
19 Women who is pregnant or breastfeeding	026.71	DX	SUBLUXATION OF SYMPHYSIS (PUBIS) IN PREGNANCY	ICD-10-CM
19 Women who is pregnant or breastfeeding	026.711	DX	SUBLUXATION OF SYMPHYSIS (PUBIS) IN PREGNANCY, FIRST TRIMESTER	ICD-10-CM
19 Women who is pregnant or breastfeeding	026.712	DX	SUBLUXATION OF SYMPHYSIS (PUBIS) IN PREGNANCY, SECOND TRIMESTER	ICD-10-CM
19 Women who is pregnant or breastfeeding	026.713	DX	SUBLUXATION OF SYMPHYSIS (PUBIS) IN PREGNANCY, THIRD TRIMESTER	ICD-10-CM
19 Women who is pregnant or breastfeeding	026.719	DX	SUBLUXATION OF SYMPHYSIS (PUBIS) IN PREGNANCY, UNSPECIFIED TRIMESTER	ICD-10-CM
19 Women who is pregnant or breastfeeding	026.72	DX	SUBLUXATION OF SYMPHYSIS (PUBIS) IN CHILDBIRTH	ICD-10-CM
19 Women who is pregnant or breastfeeding	026.73	DX	SUBLUXATION OF SYMPHYSIS (PUBIS) IN THE PUERPERIUM	ICD-10-CM
19 Women who is pregnant or breastfeeding	026.8	DX	OTHER SPECIFIED PREGNANCY RELATED CONDITIONS	ICD-10-CM
19 Women who is pregnant or breastfeeding	026.81	DX	PREGNANCY RELATED EXHAUSTION AND FATIGUE	ICD-10-CM
19 Women who is pregnant or breastfeeding	026.811	DX	PREGNANCY RELATED EXHAUSTION AND FATIGUE, FIRST TRIMESTER	ICD-10-CM
19 Women who is pregnant or breastfeeding	026.812	DX	PREGNANCY RELATED EXHAUSTION AND FATIGUE, SECOND TRIMESTER	ICD-10-CM
19 Women who is pregnant or breastfeeding	026.813	DX	PREGNANCY RELATED EXHAUSTION AND FATIGUE, THIRD TRIMESTER	ICD-10-CM
19 Women who is pregnant or breastfeeding	026.819	DX	PREGNANCY RELATED EXHAUSTION AND FATIGUE, UNSPECIFIED TRIMESTER	ICD-10-CM
19 Women who is pregnant or breastfeeding	026.82	DX	PREGNANCY RELATED PERIPHERAL NEURITIS	ICD-10-CM
19 Women who is pregnant or breastfeeding	026.821	DX	PREGNANCY RELATED PERIPHERAL NEURITIS, FIRST TRIMESTER	ICD-10-CM
19 Women who is pregnant or breastfeeding	026.822	DX	PREGNANCY RELATED PERIPHERAL NEURITIS, SECOND TRIMESTER	ICD-10-CM
19 Women who is pregnant or breastfeeding	026.823	DX	PREGNANCY RELATED PERIPHERAL NEURITIS, THIRD TRIMESTER	ICD-10-CM
19 Women who is pregnant or breastfeeding	026.829	DX	PREGNANCY RELATED PERIPHERAL NEURITIS, UNSPECIFIED TRIMESTER	ICD-10-CM
19 Women who is pregnant or breastfeeding	026.83	DX	PREGNANCY RELATED RENAL DISEASE	ICD-10-CM
19 Women who is pregnant or breastfeeding	026.831	DX	PREGNANCY RELATED RENAL DISEASE, FIRST TRIMESTER	ICD-10-CM
19 Women who is pregnant or breastfeeding	026.832	DX	PREGNANCY RELATED RENAL DISEASE, SECOND TRIMESTER	ICD-10-CM
19 Women who is pregnant or breastfeeding	026.833	DX	PREGNANCY RELATED RENAL DISEASE, THIRD TRIMESTER	ICD-10-CM
19 Women who is pregnant or breastfeeding	026.839	DX	PREGNANCY RELATED RENAL DISEASE, UNSPECIFIED TRIMESTER	ICD-10-CM
19 Women who is pregnant or breastfeeding	026.84	DX	UTERINE SIZE-DATE DISCREPANCY COMPLICATING PREGNANCY	ICD-10-CM
19 Women who is pregnant or breastfeeding	026.841	DX	UTERINE SIZE-DATE DISCREPANCY, FIRST TRIMESTER	ICD-10-CM
19 Women who is pregnant or breastfeeding	026.842	DX	UTERINE SIZE-DATE DISCREPANCY, SECOND TRIMESTER	ICD-10-CM
19 Women who is pregnant or breastfeeding	026.843	DX	UTERINE SIZE-DATE DISCREPANCY, THIRD TRIMESTER	ICD-10-CM
19 Women who is pregnant or breastfeeding	026.849	DX	UTERINE SIZE-DATE DISCREPANCY, UNSPECIFIED TRIMESTER	ICD-10-CM
19 Women who is pregnant or breastfeeding	026.85	DX	SPOTTING COMPLICATING PREGNANCY	ICD-10-CM
19 Women who is pregnant or breastfeeding	026.851	DX	SPOTTING COMPLICATING PREGNANCY, FIRST TRIMESTER	ICD-10-CM
19 Women who is pregnant or breastfeeding	026.852	DX	SPOTTING COMPLICATING PREGNANCY, SECOND TRIMESTER	ICD-10-CM
19 Women who is pregnant or breastfeeding	026.853	DX	SPOTTING COMPLICATING PREGNANCY, THIRD TRIMESTER	ICD-10-CM
19 Women who is pregnant or breastfeeding	026.859	DX	SPOTTING COMPLICATING PREGNANCY, UNSPECIFIED TRIMESTER	ICD-10-CM
19 Women who is pregnant or breastfeeding	026.86	DX	PRURITIC URTICARIAL PAPULES AND PLAQUES OF PREGNANCY (PUPPP)	ICD-10-CM
19 Women who is pregnant or breastfeeding	026.87	DX	CERVICAL SHORTENING	ICD-10-CM
19 Women who is pregnant or breastfeeding	026.872	DX	CERVICAL SHORTENING, SECOND TRIMESTER	ICD-10-CM
19 Women who is pregnant or breastfeeding	026.873	DX	CERVICAL SHORTENING, THIRD TRIMESTER	ICD-10-CM
19 Women who is pregnant or breastfeeding	026.879	DX	CERVICAL SHORTENING, UNSPECIFIED TRIMESTER	ICD-10-CM
19 Women who is pregnant or breastfeeding	026.89	DX	OTHER SPECIFIED PREGNANCY RELATED CONDITIONS	ICD-10-CM
19 Women who is pregnant or breastfeeding	026.891	DX	OTHER SPECIFIED PREGNANCY RELATED CONDITIONS, FIRST TRIMESTER	ICD-10-CM
19 Women who is pregnant or breastfeeding	026.892	DX	OTHER SPECIFIED PREGNANCY RELATED CONDITIONS, SECOND TRIMESTER	ICD-10-CM
19 Women who is pregnant or breastfeeding	026.893	DX	OTHER SPECIFIED PREGNANCY RELATED CONDITIONS, THIRD TRIMESTER	ICD-10-CM
19 Women who is pregnant or breastfeeding	026.899	DX	OTHER SPECIFIED PREGNANCY RELATED CONDITIONS, UNSPECIFIED TRIMESTER	ICD-10-CM
19 Women who is pregnant or breastfeeding	026.9	DX	PREGNANCY RELATED CONDITIONS, UNSPECIFIED	ICD-10-CM
19 Women who is pregnant or breastfeeding	026.90	DX	PREGNANCY RELATED CONDITIONS, UNSPECIFIED, UNSPECIFIED TRIMESTER	ICD-10-CM
19 Women who is pregnant or breastfeeding	026.91	DX	PREGNANCY RELATED CONDITIONS, UNSPECIFIED, FIRST TRIMESTER	ICD-10-CM
19 Women who is pregnant or breastfeeding	026.92	DX	PREGNANCY RELATED CONDITIONS, UNSPECIFIED, SECOND TRIMESTER	ICD-10-CM
19 Women who is pregnant or breastfeeding	026.93	DX	PREGNANCY RELATED CONDITIONS, UNSPECIFIED, THIRD TRIMESTER	ICD-10-CM
19 Women who is pregnant or breastfeeding	028	DX	ABNORMAL FINDINGS ON ANTENATAL SCREENING OF MOTHER	ICD-10-CM
19 Women who is pregnant or breastfeeding	028.0	DX	ABNORMAL HEMATOLOGICAL FINDING ON ANTENATAL SCREENING OF MOTHER	ICD-10-CM
19 Women who is pregnant or breastfeeding	028.1	DX	ABNORMAL BIOCHEMICAL FINDING ON ANTENATAL SCREENING OF MOTHER	ICD-10-CM
19 Women who is pregnant or breastfeeding	028.2	DX	ABNORMAL CYTOLOGICAL FINDING ON ANTENATAL SCREENING OF MOTHER	ICD-10-CM
19 Women who is pregnant or breastfeeding	028.3	DX	ABNORMAL ULTRASONIC FINDING ON ANTENATAL SCREENING OF MOTHER	ICD-10-CM
19 Women who is pregnant or breastfeeding	028.4	DX	ABNORMAL RADIOLOGICAL FINDING ON ANTENATAL SCREENING OF MOTHER	ICD-10-CM

19 Women who is pregnant or breastfeeding	028.5	DX	ABNORMAL CHROMOSOMAL AND GENETIC FINDING ON ANTENATAL SCREENING OF MOTHER	ICD-10-CM
19 Women who is pregnant or breastfeeding	028.8	DX	OTHER ABNORMAL FINDINGS ON ANTENATAL SCREENING OF MOTHER	ICD-10-CM
19 Women who is pregnant or breastfeeding	028.9	DX	UNSPECIFIED ABNORMAL FINDINGS ON ANTENATAL SCREENING OF MOTHER	ICD-10-CM
19 Women who is pregnant or breastfeeding	029	DX	COMPLICATIONS OF ANESTHESIA DURING PREGNANCY	ICD-10-CM
19 Women who is pregnant or breastfeeding	029.0	DX	PULMONARY COMPLICATIONS OF ANESTHESIA DURING PREGNANCY	ICD-10-CM
19 Women who is pregnant or breastfeeding	029.01	DX	ASPIRATION PNEUMONITIS DUE TO ANESTHESIA DURING PREGNANCY	ICD-10-CM
19 Women who is pregnant or breastfeeding	029.011	DX	ASPIRATION PNEUMONITIS DUE TO ANESTHESIA DURING PREGNANCY, FIRST TRIMESTER	ICD-10-CM
19 Women who is pregnant or breastfeeding	029.012	DX	ASPIRATION PNEUMONITIS DUE TO ANESTHESIA DURING PREGNANCY, SECOND TRIMESTER	ICD-10-CM
19 Women who is pregnant or breastfeeding	029.013	DX	ASPIRATION PNEUMONITIS DUE TO ANESTHESIA DURING PREGNANCY, THIRD TRIMESTER	ICD-10-CM
19 Women who is pregnant or breastfeeding	029.019	DX	ASPIRATION PNEUMONITIS DUE TO ANESTHESIA DURING PREGNANCY, UNSPECIFIED TRIMESTER	ICD-10-CM
19 Women who is pregnant or breastfeeding	029.02	DX	PRESSURE COLLAPSE OF LUNG DUE TO ANESTHESIA DURING PREGNANCY	ICD-10-CM
19 Women who is pregnant or breastfeeding	029.021	DX	PRESSURE COLLAPSE OF LUNG DUE TO ANESTHESIA DURING PREGNANCY, FIRST TRIMESTER	ICD-10-CM
19 Women who is pregnant or breastfeeding	029.022	DX	PRESSURE COLLAPSE OF LUNG DUE TO ANESTHESIA DURING PREGNANCY, SECOND TRIMESTER	ICD-10-CM
19 Women who is pregnant or breastfeeding	029.023	DX	PRESSURE COLLAPSE OF LUNG DUE TO ANESTHESIA DURING PREGNANCY, THIRD TRIMESTER	ICD-10-CM
19 Women who is pregnant or breastfeeding	029.029	DX	PRESSURE COLLAPSE OF LUNG DUE TO ANESTHESIA DURING PREGNANCY, UNSPECIFIED TRIMESTER	ICD-10-CM
19 Women who is pregnant or breastfeeding	029.09	DX	OTHER PULMONARY COMPLICATIONS OF ANESTHESIA DURING PREGNANCY	ICD-10-CM
19 Women who is pregnant or breastfeeding	029.091	DX	OTHER PULMONARY COMPLICATIONS OF ANESTHESIA DURING PREGNANCY, FIRST TRIMESTER	ICD-10-CM
19 Women who is pregnant or breastfeeding	029.092	DX	OTHER PULMONARY COMPLICATIONS OF ANESTHESIA DURING PREGNANCY, SECOND TRIMESTER	ICD-10-CM
19 Women who is pregnant or breastfeeding	029.093	DX	OTHER PULMONARY COMPLICATIONS OF ANESTHESIA DURING PREGNANCY, THIRD TRIMESTER	ICD-10-CM
19 Women who is pregnant or breastfeeding	029.099	DX	OTHER PULMONARY COMPLICATIONS OF ANESTHESIA DURING PREGNANCY, UNSPECIFIED TRIMESTER	ICD-10-CM
19 Women who is pregnant or breastfeeding	029.1	DX	CARDIAC COMPLICATIONS OF ANESTHESIA DURING PREGNANCY	ICD-10-CM
19 Women who is pregnant or breastfeeding	029.11	DX	CARDIAC ARREST DUE TO ANESTHESIA DURING PREGNANCY	ICD-10-CM
19 Women who is pregnant or breastfeeding	029.111	DX	CARDIAC ARREST DUE TO ANESTHESIA DURING PREGNANCY, FIRST TRIMESTER	ICD-10-CM
19 Women who is pregnant or breastfeeding	029.112	DX	CARDIAC ARREST DUE TO ANESTHESIA DURING PREGNANCY, SECOND TRIMESTER	ICD-10-CM
19 Women who is pregnant or breastfeeding	029.113	DX	CARDIAC ARREST DUE TO ANESTHESIA DURING PREGNANCY, THIRD TRIMESTER	ICD-10-CM
19 Women who is pregnant or breastfeeding	029.119	DX	CARDIAC ARREST DUE TO ANESTHESIA DURING PREGNANCY, UNSPECIFIED TRIMESTER	ICD-10-CM
19 Women who is pregnant or breastfeeding	029.12	DX	CARDIAC FAILURE DUE TO ANESTHESIA DURING PREGNANCY	ICD-10-CM
19 Women who is pregnant or breastfeeding	029.121	DX	CARDIAC FAILURE DUE TO ANESTHESIA DURING PREGNANCY, FIRST TRIMESTER	ICD-10-CM
19 Women who is pregnant or breastfeeding	029.122	DX	CARDIAC FAILURE DUE TO ANESTHESIA DURING PREGNANCY, SECOND TRIMESTER	ICD-10-CM
19 Women who is pregnant or breastfeeding	029.123	DX	CARDIAC FAILURE DUE TO ANESTHESIA DURING PREGNANCY, THIRD TRIMESTER	ICD-10-CM
19 Women who is pregnant or breastfeeding	029.129	DX	CARDIAC FAILURE DUE TO ANESTHESIA DURING PREGNANCY, UNSPECIFIED TRIMESTER	ICD-10-CM
19 Women who is pregnant or breastfeeding	029.19	DX	OTHER CARDIAC COMPLICATIONS OF ANESTHESIA DURING PREGNANCY	ICD-10-CM
19 Women who is pregnant or breastfeeding	029.191	DX	OTHER CARDIAC COMPLICATIONS OF ANESTHESIA DURING PREGNANCY, FIRST TRIMESTER	ICD-10-CM
19 Women who is pregnant or breastfeeding	029.192	DX	OTHER CARDIAC COMPLICATIONS OF ANESTHESIA DURING PREGNANCY, SECOND TRIMESTER	ICD-10-CM
19 Women who is pregnant or breastfeeding	029.193	DX	OTHER CARDIAC COMPLICATIONS OF ANESTHESIA DURING PREGNANCY, THIRD TRIMESTER	ICD-10-CM
19 Women who is pregnant or breastfeeding	029.199	DX	OTHER CARDIAC COMPLICATIONS OF ANESTHESIA DURING PREGNANCY, UNSPECIFIED TRIMESTER	ICD-10-CM
19 Women who is pregnant or breastfeeding	029.2	DX	CENTRAL NERVOUS SYSTEM COMPLICATIONS OF ANESTHESIA DURING PREGNANCY	ICD-10-CM
19 Women who is pregnant or breastfeeding	029.21	DX	CEREBRAL ANOXIA DUE TO ANESTHESIA DURING PREGNANCY	ICD-10-CM
19 Women who is pregnant or breastfeeding	029.211	DX	CEREBRAL ANOXIA DUE TO ANESTHESIA DURING PREGNANCY, FIRST TRIMESTER	ICD-10-CM
19 Women who is pregnant or breastfeeding	029.212	DX	CEREBRAL ANOXIA DUE TO ANESTHESIA DURING PREGNANCY, SECOND TRIMESTER	ICD-10-CM

19 Women who is pregnant or breastfeeding	029.213	DX	CEREBRAL ANOXIA DUE TO ANESTHESIA DURING PREGNANCY, THIRD TRIMESTER	ICD-10-CM
19 Women who is pregnant or breastfeeding	029.219	DX	CEREBRAL ANOXIA DUE TO ANESTHESIA DURING PREGNANCY, UNSPECIFIED TRIMESTER	ICD-10-CM
19 Women who is pregnant or breastfeeding	029.29	DX	OTHER CENTRAL NERVOUS SYSTEM COMPLICATIONS OF ANESTHESIA DURING PREGNANCY	ICD-10-CM
19 Women who is pregnant or breastfeeding	029.291	DX	OTHER CENTRAL NERVOUS SYSTEM COMPLICATIONS OF ANESTHESIA DURING PREGNANCY, FIRST TRIMESTER	ICD-10-CM
19 Women who is pregnant or breastfeeding	029.292	DX	OTHER CENTRAL NERVOUS SYSTEM COMPLICATIONS OF ANESTHESIA DURING PREGNANCY, SECOND TRIMESTER	ICD-10-CM
19 Women who is pregnant or breastfeeding	029.293	DX	OTHER CENTRAL NERVOUS SYSTEM COMPLICATIONS OF ANESTHESIA DURING PREGNANCY, THIRD TRIMESTER	ICD-10-CM
19 Women who is pregnant or breastfeeding	029.299	DX	OTHER CENTRAL NERVOUS SYSTEM COMPLICATIONS OF ANESTHESIA DURING PREGNANCY, UNSPECIFIED TRIMESTER	ICD-10-CM
19 Women who is pregnant or breastfeeding	029.3	DX	TOXIC REACTION TO LOCAL ANESTHESIA DURING PREGNANCY	ICD-10-CM
19 Women who is pregnant or breastfeeding	029.3X	DX	TOXIC REACTION TO LOCAL ANESTHESIA DURING PREGNANCY	ICD-10-CM
19 Women who is pregnant or breastfeeding	029.3X1	DX	TOXIC REACTION TO LOCAL ANESTHESIA DURING PREGNANCY, FIRST TRIMESTER	ICD-10-CM
19 Women who is pregnant or breastfeeding	029.3X2	DX	TOXIC REACTION TO LOCAL ANESTHESIA DURING PREGNANCY, SECOND TRIMESTER	ICD-10-CM
19 Women who is pregnant or breastfeeding	029.3X3	DX	TOXIC REACTION TO LOCAL ANESTHESIA DURING PREGNANCY, THIRD TRIMESTER	ICD-10-CM
19 Women who is pregnant or breastfeeding	029.3X9	DX	TOXIC REACTION TO LOCAL ANESTHESIA DURING PREGNANCY, UNSPECIFIED TRIMESTER	ICD-10-CM
19 Women who is pregnant or breastfeeding	029.4	DX	SPINAL AND EPIDURAL ANESTHESIA INDUCED HEADACHE DURING PREGNANCY	ICD-10-CM
19 Women who is pregnant or breastfeeding	029.40	DX	SPINAL AND EPIDURAL ANESTHESIA INDUCED HEADACHE DURING PREGNANCY, UNSPECIFIED TRIMESTER	ICD-10-CM
19 Women who is pregnant or breastfeeding	029.41	DX	SPINAL AND EPIDURAL ANESTHESIA INDUCED HEADACHE DURING PREGNANCY, FIRST TRIMESTER	ICD-10-CM
19 Women who is pregnant or breastfeeding	029.42	DX	SPINAL AND EPIDURAL ANESTHESIA INDUCED HEADACHE DURING PREGNANCY, SECOND TRIMESTER	ICD-10-CM
19 Women who is pregnant or breastfeeding	029.43	DX	SPINAL AND EPIDURAL ANESTHESIA INDUCED HEADACHE DURING PREGNANCY, THIRD TRIMESTER	ICD-10-CM
19 Women who is pregnant or breastfeeding	029.5	DX	OTHER COMPLICATIONS OF SPINAL AND EPIDURAL ANESTHESIA DURING PREGNANCY	ICD-10-CM
19 Women who is pregnant or breastfeeding	029.5X	DX	OTHER COMPLICATIONS OF SPINAL AND EPIDURAL ANESTHESIA DURING PREGNANCY	ICD-10-CM
19 Women who is pregnant or breastfeeding	029.5X1	DX	OTHER COMPLICATIONS OF SPINAL AND EPIDURAL ANESTHESIA DURING PREGNANCY, FIRST TRIMESTER	ICD-10-CM
19 Women who is pregnant or breastfeeding	029.5X2	DX	OTHER COMPLICATIONS OF SPINAL AND EPIDURAL ANESTHESIA DURING PREGNANCY, SECOND TRIMESTER	ICD-10-CM
19 Women who is pregnant or breastfeeding	029.5X3	DX	OTHER COMPLICATIONS OF SPINAL AND EPIDURAL ANESTHESIA DURING PREGNANCY, THIRD TRIMESTER	ICD-10-CM
19 Women who is pregnant or breastfeeding	029.5X9	DX	OTHER COMPLICATIONS OF SPINAL AND EPIDURAL ANESTHESIA DURING PREGNANCY, UNSPECIFIED TRIMESTER	ICD-10-CM
19 Women who is pregnant or breastfeeding	029.6	DX	FAILED OR DIFFICULT INTUBATION FOR ANESTHESIA DURING PREGNANCY	ICD-10-CM
19 Women who is pregnant or breastfeeding	029.60	DX	FAILED OR DIFFICULT INTUBATION FOR ANESTHESIA DURING PREGNANCY, UNSPECIFIED TRIMESTER	ICD-10-CM
19 Women who is pregnant or breastfeeding	029.61	DX	FAILED OR DIFFICULT INTUBATION FOR ANESTHESIA DURING PREGNANCY, FIRST TRIMESTER	ICD-10-CM
19 Women who is pregnant or breastfeeding	029.62	DX	FAILED OR DIFFICULT INTUBATION FOR ANESTHESIA DURING PREGNANCY, SECOND TRIMESTER	ICD-10-CM
19 Women who is pregnant or breastfeeding	029.63	DX	FAILED OR DIFFICULT INTUBATION FOR ANESTHESIA DURING PREGNANCY, THIRD TRIMESTER	ICD-10-CM
19 Women who is pregnant or breastfeeding	029.8	DX	OTHER COMPLICATIONS OF ANESTHESIA DURING PREGNANCY	ICD-10-CM
19 Women who is pregnant or breastfeeding	029.8X	DX	OTHER COMPLICATIONS OF ANESTHESIA DURING PREGNANCY	ICD-10-CM
19 Women who is pregnant or breastfeeding	029.8X1	DX	OTHER COMPLICATIONS OF ANESTHESIA DURING PREGNANCY, FIRST TRIMESTER	ICD-10-CM
19 Women who is pregnant or breastfeeding	029.8X2	DX	OTHER COMPLICATIONS OF ANESTHESIA DURING PREGNANCY, SECOND TRIMESTER	ICD-10-CM
19 Women who is pregnant or breastfeeding	029.8X3	DX	OTHER COMPLICATIONS OF ANESTHESIA DURING PREGNANCY, THIRD TRIMESTER	ICD-10-CM
19 Women who is pregnant or breastfeeding	029.8X9	DX	OTHER COMPLICATIONS OF ANESTHESIA DURING PREGNANCY, UNSPECIFIED TRIMESTER	ICD-10-CM
19 Women who is pregnant or breastfeeding	029.9	DX	UNSPECIFIED COMPLICATION OF ANESTHESIA DURING PREGNANCY	ICD-10-CM
19 Women who is pregnant or breastfeeding	029.90	DX	UNSPECIFIED COMPLICATION OF ANESTHESIA DURING PREGNANCY, UNSPECIFIED TRIMESTER	ICD-10-CM

19 Women who is pregnant or breastfeeding	029.91	DX	UNSPECIFIED COMPLICATION OF ANESTHESIA DURING PREGNANCY, FIRST TRIMESTER	ICD-10-CM
19 Women who is pregnant or breastfeeding	029.92	DX	UNSPECIFIED COMPLICATION OF ANESTHESIA DURING PREGNANCY, SECOND TRIMESTER	ICD-10-CM
19 Women who is pregnant or breastfeeding	029.93	DX	UNSPECIFIED COMPLICATION OF ANESTHESIA DURING PREGNANCY, THIRD TRIMESTER	ICD-10-CM
19 Women who is pregnant or breastfeeding	030	DX	MULTIPLE GESTATION	ICD-10-CM
19 Women who is pregnant or breastfeeding	030.0	DX	TWIN PREGNANCY	ICD-10-CM
19 Women who is pregnant or breastfeeding	030.00	DX	TWIN PREGNANCY, UNSPECIFIED NUMBER OF PLACENTA AND UNSPECIFIED NUMBER OF AMNIOTIC SACS	ICD-10-CM
19 Women who is pregnant or breastfeeding	030.001	DX	TWIN PREGNANCY, UNSPECIFIED NUMBER OF PLACENTA AND UNSPECIFIED NUMBER OF AMNIOTIC SACS, FIRST TRIMESTER	ICD-10-CM
19 Women who is pregnant or breastfeeding	030.002	DX	TWIN PREGNANCY, UNSPECIFIED NUMBER OF PLACENTA AND UNSPECIFIED NUMBER OF AMNIOTIC SACS, SECOND TRIMESTER	ICD-10-CM
19 Women who is pregnant or breastfeeding	030.003	DX	TWIN PREGNANCY, UNSPECIFIED NUMBER OF PLACENTA AND UNSPECIFIED NUMBER OF AMNIOTIC SACS, THIRD TRIMESTER	ICD-10-CM
19 Women who is pregnant or breastfeeding	030.009	DX	TWIN PREGNANCY, UNSPECIFIED NUMBER OF PLACENTA AND UNSPECIFIED NUMBER OF AMNIOTIC SACS, UNSPECIFIED TRIMESTER	ICD-10-CM
19 Women who is pregnant or breastfeeding	030.01	DX	TWIN PREGNANCY, MONOCHORIONIC/MONOAMNIOTIC	ICD-10-CM
19 Women who is pregnant or breastfeeding	030.011	DX	TWIN PREGNANCY, MONOCHORIONIC/MONOAMNIOTIC, FIRST TRIMESTER	ICD-10-CM
19 Women who is pregnant or breastfeeding	030.012	DX	TWIN PREGNANCY, MONOCHORIONIC/MONOAMNIOTIC, SECOND TRIMESTER	ICD-10-CM
19 Women who is pregnant or breastfeeding	030.013	DX	TWIN PREGNANCY, MONOCHORIONIC/MONOAMNIOTIC, THIRD TRIMESTER	ICD-10-CM
19 Women who is pregnant or breastfeeding	030.019	DX	TWIN PREGNANCY, MONOCHORIONIC/MONOAMNIOTIC, UNSPECIFIED TRIMESTER	ICD-10-CM
19 Women who is pregnant or breastfeeding	030.02	DX	CONJOINED TWIN PREGNANCY	ICD-10-CM
19 Women who is pregnant or breastfeeding	030.021	DX	CONJOINED TWIN PREGNANCY, FIRST TRIMESTER	ICD-10-CM
19 Women who is pregnant or breastfeeding	030.022	DX	CONJOINED TWIN PREGNANCY, SECOND TRIMESTER	ICD-10-CM
19 Women who is pregnant or breastfeeding	030.023	DX	CONJOINED TWIN PREGNANCY, THIRD TRIMESTER	ICD-10-CM
19 Women who is pregnant or breastfeeding	030.029	DX	CONJOINED TWIN PREGNANCY, UNSPECIFIED TRIMESTER	ICD-10-CM
19 Women who is pregnant or breastfeeding	030.03	DX	TWIN PREGNANCY, MONOCHORIONIC/DIAMNIOTIC	ICD-10-CM
19 Women who is pregnant or breastfeeding	030.031	DX	TWIN PREGNANCY, MONOCHORIONIC/DIAMNIOTIC, FIRST TRIMESTER	ICD-10-CM
19 Women who is pregnant or breastfeeding	030.032	DX	TWIN PREGNANCY, MONOCHORIONIC/DIAMNIOTIC, SECOND TRIMESTER	ICD-10-CM
19 Women who is pregnant or breastfeeding	030.033	DX	TWIN PREGNANCY, MONOCHORIONIC/DIAMNIOTIC, THIRD TRIMESTER	ICD-10-CM
19 Women who is pregnant or breastfeeding	030.039	DX	TWIN PREGNANCY, MONOCHORIONIC/DIAMNIOTIC, UNSPECIFIED TRIMESTER	ICD-10-CM
19 Women who is pregnant or breastfeeding	030.04	DX	TWIN PREGNANCY, DICHORIONIC/DIAMNIOTIC	ICD-10-CM
19 Women who is pregnant or breastfeeding	030.041	DX	TWIN PREGNANCY, DICHORIONIC/DIAMNIOTIC, FIRST TRIMESTER	ICD-10-CM
19 Women who is pregnant or breastfeeding	030.042	DX	TWIN PREGNANCY, DICHORIONIC/DIAMNIOTIC, SECOND TRIMESTER	ICD-10-CM
19 Women who is pregnant or breastfeeding	030.043	DX	TWIN PREGNANCY, DICHORIONIC/DIAMNIOTIC, THIRD TRIMESTER	ICD-10-CM
19 Women who is pregnant or breastfeeding	030.049	DX	TWIN PREGNANCY, DICHORIONIC/DIAMNIOTIC, UNSPECIFIED TRIMESTER	ICD-10-CM
19 Women who is pregnant or breastfeeding	030.09	DX	TWIN PREGNANCY, UNABLE TO DETERMINE NUMBER OF PLACENTA AND NUMBER OF AMNIOTIC SACS	ICD-10-CM
19 Women who is pregnant or breastfeeding	030.091	DX	TWIN PREGNANCY, UNABLE TO DETERMINE NUMBER OF PLACENTA AND NUMBER OF AMNIOTIC SACS, FIRST TRIMESTER	ICD-10-CM
19 Women who is pregnant or breastfeeding	030.092	DX	TWIN PREGNANCY, UNABLE TO DETERMINE NUMBER OF PLACENTA AND NUMBER OF AMNIOTIC SACS, SECOND TRIMESTER	ICD-10-CM
19 Women who is pregnant or breastfeeding	030.093	DX	TWIN PREGNANCY, UNABLE TO DETERMINE NUMBER OF PLACENTA AND NUMBER OF AMNIOTIC SACS, THIRD TRIMESTER	ICD-10-CM
19 Women who is pregnant or breastfeeding	030.099	DX	TWIN PREGNANCY, UNABLE TO DETERMINE NUMBER OF PLACENTA AND NUMBER OF AMNIOTIC SACS, UNSPECIFIED TRIMESTER	ICD-10-CM
19 Women who is pregnant or breastfeeding	030.1	DX	TRIPLET PREGNANCY	ICD-10-CM
19 Women who is pregnant or breastfeeding	030.10	DX	TRIPLET PREGNANCY, UNSPECIFIED NUMBER OF PLACENTA AND UNSPECIFIED NUMBER OF AMNIOTIC SACS	ICD-10-CM
19 Women who is pregnant or breastfeeding	030.101	DX	TRIPLET PREGNANCY, UNSPECIFIED NUMBER OF PLACENTA AND UNSPECIFIED NUMBER OF AMNIOTIC SACS, FIRST TRIMESTER	ICD-10-CM
19 Women who is pregnant or breastfeeding	030.102	DX	TRIPLET PREGNANCY, UNSPECIFIED NUMBER OF PLACENTA AND UNSPECIFIED NUMBER OF AMNIOTIC SACS, SECOND TRIMESTER	ICD-10-CM
19 Women who is pregnant or breastfeeding	030.103	DX	TRIPLET PREGNANCY, UNSPECIFIED NUMBER OF PLACENTA AND UNSPECIFIED NUMBER OF AMNIOTIC SACS, THIRD TRIMESTER	ICD-10-CM
19 Women who is pregnant or breastfeeding	030.109	DX	TRIPLET PREGNANCY, UNSPECIFIED NUMBER OF PLACENTA AND UNSPECIFIED NUMBER OF AMNIOTIC SACS, UNSPECIFIED TRIMESTER	ICD-10-CM
19 Women who is pregnant or breastfeeding	030.11	DX	TRIPLET PREGNANCY WITH TWO OR MORE MONOCHORIONIC FETUSES	ICD-10-CM
19 Women who is pregnant or breastfeeding	030.111	DX	TRIPLET PREGNANCY WITH TWO OR MORE MONOCHORIONIC FETUSES, FIRST TRIMESTER	ICD-10-CM
19 Women who is pregnant or breastfeeding	030.112	DX	TRIPLET PREGNANCY WITH TWO OR MORE MONOCHORIONIC FETUSES, SECOND TRIMESTER	ICD-10-CM
19 Women who is pregnant or breastfeeding	030.113	DX	TRIPLET PREGNANCY WITH TWO OR MORE MONOCHORIONIC FETUSES, THIRD TRIMESTER	ICD-10-CM

19 Women who is pregnant or breastfeeding	032.3XX9	DX	MATERNAL CARE FOR FACE, BROW AND CHIN PRESENTATION, OTHER FETUS	ICD-10-CM
19 Women who is pregnant or breastfeeding	032.4	DX	MATERNAL CARE FOR HIGH HEAD AT TERM	ICD-10-CM
19 Women who is pregnant or breastfeeding	032.4X	DX		ICD-10-CM
19 Women who is pregnant or breastfeeding	032.4XX0	DX	MATERNAL CARE FOR HIGH HEAD AT TERM, NOT APPLICABLE OR UNSPECIFIED	ICD-10-CM
19 Women who is pregnant or breastfeeding	032.4XX1	DX	MATERNAL CARE FOR HIGH HEAD AT TERM, FETUS 1	ICD-10-CM
19 Women who is pregnant or breastfeeding	032.4XX2	DX	MATERNAL CARE FOR HIGH HEAD AT TERM, FETUS 2	ICD-10-CM
19 Women who is pregnant or breastfeeding	032.4XX3	DX	MATERNAL CARE FOR HIGH HEAD AT TERM, FETUS 3	ICD-10-CM
19 Women who is pregnant or breastfeeding	032.4XX4	DX	MATERNAL CARE FOR HIGH HEAD AT TERM, FETUS 4	ICD-10-CM
19 Women who is pregnant or breastfeeding	032.4XX5	DX	MATERNAL CARE FOR HIGH HEAD AT TERM, FETUS 5	ICD-10-CM
19 Women who is pregnant or breastfeeding	032.4XX9	DX	MATERNAL CARE FOR HIGH HEAD AT TERM, OTHER FETUS	ICD-10-CM
19 Women who is pregnant or breastfeeding	032.6	DX	MATERNAL CARE FOR COMPOUND PRESENTATION	ICD-10-CM
19 Women who is pregnant or breastfeeding	032.6XX0	DX	MATERNAL CARE FOR COMPOUND PRESENTATION, NOT APPLICABLE OR UNSPECIFIED	ICD-10-CM
19 Women who is pregnant or breastfeeding	032.6XX1	DX	MATERNAL CARE FOR COMPOUND PRESENTATION, FETUS 1	ICD-10-CM
19 Women who is pregnant or breastfeeding	032.6XX2	DX	MATERNAL CARE FOR COMPOUND PRESENTATION, FETUS 2	ICD-10-CM
19 Women who is pregnant or breastfeeding	032.6XX3	DX	MATERNAL CARE FOR COMPOUND PRESENTATION, FETUS 3	ICD-10-CM
19 Women who is pregnant or breastfeeding	032.6XX4	DX	MATERNAL CARE FOR COMPOUND PRESENTATION, FETUS 4	ICD-10-CM
19 Women who is pregnant or breastfeeding	032.6XX5	DX	MATERNAL CARE FOR COMPOUND PRESENTATION, FETUS 5	ICD-10-CM
19 Women who is pregnant or breastfeeding	032.6XX9	DX	MATERNAL CARE FOR COMPOUND PRESENTATION, OTHER FETUS	ICD-10-CM
19 Women who is pregnant or breastfeeding	032.8	DX	MATERNAL CARE FOR OTHER MALPRESENTATION OF FETUS	ICD-10-CM
19 Women who is pregnant or breastfeeding	032.8XX	DX		ICD-10-CM
19 Women who is pregnant or breastfeeding	032.8XX0	DX	MATERNAL CARE FOR OTHER MALPRESENTATION OF FETUS, NOT APPLICABLE OR UNSPECIFIED	ICD-10-CM
19 Women who is pregnant or breastfeeding	032.8XX1	DX	MATERNAL CARE FOR OTHER MALPRESENTATION OF FETUS, FETUS 1	ICD-10-CM
19 Women who is pregnant or breastfeeding	032.8XX2	DX	MATERNAL CARE FOR OTHER MALPRESENTATION OF FETUS, FETUS 2	ICD-10-CM
19 Women who is pregnant or breastfeeding	032.8XX3	DX	MATERNAL CARE FOR OTHER MALPRESENTATION OF FETUS, FETUS 3	ICD-10-CM
19 Women who is pregnant or breastfeeding	032.8XX4	DX	MATERNAL CARE FOR OTHER MALPRESENTATION OF FETUS, FETUS 4	ICD-10-CM
19 Women who is pregnant or breastfeeding	032.8XX5	DX	MATERNAL CARE FOR OTHER MALPRESENTATION OF FETUS, FETUS 5	ICD-10-CM
19 Women who is pregnant or breastfeeding	032.8XX9	DX	MATERNAL CARE FOR OTHER MALPRESENTATION OF FETUS, OTHER FETUS	ICD-10-CM
19 Women who is pregnant or breastfeeding	032.9	DX	MATERNAL CARE FOR MALPRESENTATION OF FETUS, UNSPECIFIED	ICD-10-CM
19 Women who is pregnant or breastfeeding	032.9XX	DX		ICD-10-CM
19 Women who is pregnant or breastfeeding	032.9XX0	DX	MATERNAL CARE FOR MALPRESENTATION OF FETUS, UNSPECIFIED, NOT APPLICABLE OR UNSPECIFIED	ICD-10-CM
19 Women who is pregnant or breastfeeding	032.9XX1	DX	MATERNAL CARE FOR MALPRESENTATION OF FETUS, UNSPECIFIED, FETUS 1	ICD-10-CM
19 Women who is pregnant or breastfeeding	032.9XX2	DX	MATERNAL CARE FOR MALPRESENTATION OF FETUS, UNSPECIFIED, FETUS 2	ICD-10-CM
19 Women who is pregnant or breastfeeding	032.9XX3	DX	MATERNAL CARE FOR MALPRESENTATION OF FETUS, UNSPECIFIED, FETUS 3	ICD-10-CM
19 Women who is pregnant or breastfeeding	032.9XX4	DX	MATERNAL CARE FOR MALPRESENTATION OF FETUS, UNSPECIFIED, FETUS 4	ICD-10-CM
19 Women who is pregnant or breastfeeding	032.9XX5	DX	MATERNAL CARE FOR MALPRESENTATION OF FETUS, UNSPECIFIED, FETUS 5	ICD-10-CM
19 Women who is pregnant or breastfeeding	032.9XX9	DX	MATERNAL CARE FOR MALPRESENTATION OF FETUS, UNSPECIFIED, OTHER FETUS	ICD-10-CM
19 Women who is pregnant or breastfeeding	033	DX	MATERNAL CARE FOR DISPROPORTION	ICD-10-CM
19 Women who is pregnant or breastfeeding	033.0	DX	MATERNAL CARE FOR DISPROPORTION DUE TO DEFORMITY OF MATERNAL PELVIC BONES	ICD-10-CM
19 Women who is pregnant or breastfeeding	033.1	DX	MATERNAL CARE FOR DISPROPORTION DUE TO GENERALLY CONTRACTED PELVIS	ICD-10-CM
19 Women who is pregnant or breastfeeding	033.2	DX	MATERNAL CARE FOR DISPROPORTION DUE TO INLET CONTRACTION OF PELVIS	ICD-10-CM
19 Women who is pregnant or breastfeeding	033.3	DX	MATERNAL CARE FOR DISPROPORTION DUE TO OUTLET CONTRACTION OF PELVIS	ICD-10-CM
19 Women who is pregnant or breastfeeding	033.3XX0	DX	MATERNAL CARE FOR DISPROPORTION DUE TO OUTLET CONTRACTION OF PELVIS, NOT APPLICABLE OR UNSPECIFIED	ICD-10-CM
19 Women who is pregnant or breastfeeding	033.3XX1	DX	MATERNAL CARE FOR DISPROPORTION DUE TO OUTLET CONTRACTION OF PELVIS, FETUS 1	ICD-10-CM
19 Women who is pregnant or breastfeeding	033.3XX2	DX	MATERNAL CARE FOR DISPROPORTION DUE TO OUTLET CONTRACTION OF PELVIS, FETUS 2	ICD-10-CM
19 Women who is pregnant or breastfeeding	033.3XX3	DX	MATERNAL CARE FOR DISPROPORTION DUE TO OUTLET CONTRACTION OF PELVIS, FETUS 3	ICD-10-CM
19 Women who is pregnant or breastfeeding	033.3XX4	DX	MATERNAL CARE FOR DISPROPORTION DUE TO OUTLET CONTRACTION OF PELVIS, FETUS 4	ICD-10-CM
19 Women who is pregnant or breastfeeding	033.3XX5	DX	MATERNAL CARE FOR DISPROPORTION DUE TO OUTLET CONTRACTION OF PELVIS, FETUS 5	ICD-10-CM
19 Women who is pregnant or breastfeeding	033.3XX9	DX	MATERNAL CARE FOR DISPROPORTION DUE TO OUTLET CONTRACTION OF PELVIS, OTHER FETUS	ICD-10-CM
19 Women who is pregnant or breastfeeding	033.4	DX	MATERNAL CARE FOR DISPROPORTION OF MIXED MATERNAL AND FETAL ORIGIN	ICD-10-CM
19 Women who is pregnant or breastfeeding	033.4XX	DX		ICD-10-CM

19 Women who is pregnant or breastfeeding	033.4XX0	DX	MATERNAL CARE FOR DISPROPORTION OF MIXED MATERNAL AND FETAL ORIGIN, NOT APPLICABLE OR UNSPECIFIED	ICD-10-CM
19 Women who is pregnant or breastfeeding	033.4XX1	DX	MATERNAL CARE FOR DISPROPORTION OF MIXED MATERNAL AND FETAL ORIGIN, FETUS 1	ICD-10-CM
19 Women who is pregnant or breastfeeding	033.4XX2	DX	MATERNAL CARE FOR DISPROPORTION OF MIXED MATERNAL AND FETAL ORIGIN, FETUS 2	ICD-10-CM
19 Women who is pregnant or breastfeeding	033.4XX3	DX	MATERNAL CARE FOR DISPROPORTION OF MIXED MATERNAL AND FETAL ORIGIN, FETUS 3	ICD-10-CM
19 Women who is pregnant or breastfeeding	033.4XX4	DX	MATERNAL CARE FOR DISPROPORTION OF MIXED MATERNAL AND FETAL ORIGIN, FETUS 4	ICD-10-CM
19 Women who is pregnant or breastfeeding	033.4XX5	DX	MATERNAL CARE FOR DISPROPORTION OF MIXED MATERNAL AND FETAL ORIGIN, FETUS 5	ICD-10-CM
19 Women who is pregnant or breastfeeding	033.4XX9	DX	MATERNAL CARE FOR DISPROPORTION OF MIXED MATERNAL AND FETAL ORIGIN, OTHER FETUS	ICD-10-CM
19 Women who is pregnant or breastfeeding	033.5	DX	MATERNAL CARE FOR DISPROPORTION DUE TO UNUSUALLY LARGE FETUS	ICD-10-CM
19 Women who is pregnant or breastfeeding	033.5X	DX	MATERNAL CARE FOR DISPROPORTION DUE TO UNUSUALLY LARGE FETUS, NOT APPLICABLE OR UNSPECIFIED	ICD-10-CM
19 Women who is pregnant or breastfeeding	033.5XX0	DX	MATERNAL CARE FOR DISPROPORTION DUE TO UNUSUALLY LARGE FETUS, NOT APPLICABLE OR UNSPECIFIED	ICD-10-CM
19 Women who is pregnant or breastfeeding	033.5XX1	DX	MATERNAL CARE FOR DISPROPORTION DUE TO UNUSUALLY LARGE FETUS, FETUS 1	ICD-10-CM
19 Women who is pregnant or breastfeeding	033.5XX2	DX	MATERNAL CARE FOR DISPROPORTION DUE TO UNUSUALLY LARGE FETUS, FETUS 2	ICD-10-CM
19 Women who is pregnant or breastfeeding	033.5XX3	DX	MATERNAL CARE FOR DISPROPORTION DUE TO UNUSUALLY LARGE FETUS, FETUS 3	ICD-10-CM
19 Women who is pregnant or breastfeeding	033.5XX4	DX	MATERNAL CARE FOR DISPROPORTION DUE TO UNUSUALLY LARGE FETUS, FETUS 4	ICD-10-CM
19 Women who is pregnant or breastfeeding	033.5XX5	DX	MATERNAL CARE FOR DISPROPORTION DUE TO UNUSUALLY LARGE FETUS, FETUS 5	ICD-10-CM
19 Women who is pregnant or breastfeeding	033.5XX9	DX	MATERNAL CARE FOR DISPROPORTION DUE TO UNUSUALLY LARGE FETUS, OTHER FETUS	ICD-10-CM
19 Women who is pregnant or breastfeeding	033.6	DX	MATERNAL CARE FOR DISPROPORTION DUE TO HYDROCEPHALIC FETUS	ICD-10-CM
19 Women who is pregnant or breastfeeding	033.6XX0	DX	MATERNAL CARE FOR DISPROPORTION DUE TO HYDROCEPHALIC FETUS, NOT APPLICABLE OR UNSPECIFIED	ICD-10-CM
19 Women who is pregnant or breastfeeding	033.6XX1	DX	MATERNAL CARE FOR DISPROPORTION DUE TO HYDROCEPHALIC FETUS, FETUS 1	ICD-10-CM
19 Women who is pregnant or breastfeeding	033.6XX2	DX	MATERNAL CARE FOR DISPROPORTION DUE TO HYDROCEPHALIC FETUS, FETUS 2	ICD-10-CM
19 Women who is pregnant or breastfeeding	033.6XX3	DX	MATERNAL CARE FOR DISPROPORTION DUE TO HYDROCEPHALIC FETUS, FETUS 3	ICD-10-CM
19 Women who is pregnant or breastfeeding	033.6XX4	DX	MATERNAL CARE FOR DISPROPORTION DUE TO HYDROCEPHALIC FETUS, FETUS 4	ICD-10-CM
19 Women who is pregnant or breastfeeding	033.6XX5	DX	MATERNAL CARE FOR DISPROPORTION DUE TO HYDROCEPHALIC FETUS, FETUS 5	ICD-10-CM
19 Women who is pregnant or breastfeeding	033.6XX9	DX	MATERNAL CARE FOR DISPROPORTION DUE TO HYDROCEPHALIC FETUS, OTHER FETUS	ICD-10-CM
19 Women who is pregnant or breastfeeding	033.7	DX	MATERNAL CARE FOR DISPROPORTION DUE TO OTHER FETAL DEFORMITIES	ICD-10-CM
19 Women who is pregnant or breastfeeding	033.7XX0	DX	MATERNAL CARE FOR DISPROPORTION DUE TO OTHER FETAL DEFORMITIES, NOT APPLICABLE OR UNSPECIFIED	ICD-10-CM
19 Women who is pregnant or breastfeeding	033.7XX1	DX	MATERNAL CARE FOR DISPROPORTION DUE TO OTHER FETAL DEFORMITIES, FETUS 1	ICD-10-CM
19 Women who is pregnant or breastfeeding	033.7XX2	DX	MATERNAL CARE FOR DISPROPORTION DUE TO OTHER FETAL DEFORMITIES, FETUS 2	ICD-10-CM
19 Women who is pregnant or breastfeeding	033.7XX3	DX	MATERNAL CARE FOR DISPROPORTION DUE TO OTHER FETAL DEFORMITIES, FETUS 3	ICD-10-CM
19 Women who is pregnant or breastfeeding	033.7XX4	DX	MATERNAL CARE FOR DISPROPORTION DUE TO OTHER FETAL DEFORMITIES, FETUS 4	ICD-10-CM
19 Women who is pregnant or breastfeeding	033.7XX5	DX	MATERNAL CARE FOR DISPROPORTION DUE TO OTHER FETAL DEFORMITIES, FETUS 5	ICD-10-CM
19 Women who is pregnant or breastfeeding	033.7XX9	DX	MATERNAL CARE FOR DISPROPORTION DUE TO OTHER FETAL DEFORMITIES, OTHER FETUS	ICD-10-CM
19 Women who is pregnant or breastfeeding	033.8	DX	MATERNAL CARE FOR DISPROPORTION OF OTHER ORIGIN	ICD-10-CM
19 Women who is pregnant or breastfeeding	033.9	DX	MATERNAL CARE FOR DISPROPORTION, UNSPECIFIED	ICD-10-CM
19 Women who is pregnant or breastfeeding	034	DX	MATERNAL CARE FOR ABNORMALITY OF PELVIC ORGANS	ICD-10-CM
19 Women who is pregnant or breastfeeding	034.0	DX	MATERNAL CARE FOR CONGENITAL MALFORMATION OF UTERUS	ICD-10-CM
19 Women who is pregnant or breastfeeding	034.00	DX	MATERNAL CARE FOR UNSPECIFIED CONGENITAL MALFORMATION OF UTERUS, UNSPECIFIED TRIMESTER	ICD-10-CM
19 Women who is pregnant or breastfeeding	034.01	DX	MATERNAL CARE FOR UNSPECIFIED CONGENITAL MALFORMATION OF UTERUS, FIRST TRIMESTER	ICD-10-CM

19 Women who is pregnant or breastfeeding	034.02	DX	MATERNAL CARE FOR UNSPECIFIED CONGENITAL MALFORMATION OF UTERUS, SECOND TRIMESTER	ICD-10-CM
19 Women who is pregnant or breastfeeding	034.03	DX	MATERNAL CARE FOR UNSPECIFIED CONGENITAL MALFORMATION OF UTERUS, THIRD TRIMESTER	ICD-10-CM
19 Women who is pregnant or breastfeeding	034.1	DX	MATERNAL CARE FOR BENIGN TUMOR OF CORPUS UTERI	ICD-10-CM
19 Women who is pregnant or breastfeeding	034.10	DX	MATERNAL CARE FOR BENIGN TUMOR OF CORPUS UTERI, UNSPECIFIED TRIMESTER	ICD-10-CM
19 Women who is pregnant or breastfeeding	034.11	DX	MATERNAL CARE FOR BENIGN TUMOR OF CORPUS UTERI, FIRST TRIMESTER	ICD-10-CM
19 Women who is pregnant or breastfeeding	034.12	DX	MATERNAL CARE FOR BENIGN TUMOR OF CORPUS UTERI, SECOND TRIMESTER	ICD-10-CM
19 Women who is pregnant or breastfeeding	034.13	DX	MATERNAL CARE FOR BENIGN TUMOR OF CORPUS UTERI, THIRD TRIMESTER	ICD-10-CM
19 Women who is pregnant or breastfeeding	034.2	DX	MATERNAL CARE DUE TO UTERINE SCAR FROM PREVIOUS SURGERY	ICD-10-CM
19 Women who is pregnant or breastfeeding	034.21	DX	MATERNAL CARE FOR SCAR FROM PREVIOUS CESAREAN DELIVERY	ICD-10-CM
19 Women who is pregnant or breastfeeding	034.211	DX	MATERNAL CARE FOR LOW TRANSVERSE SCAR FROM PREVIOUS CESAREAN DELIVERY	ICD-10-CM
19 Women who is pregnant or breastfeeding	034.212	DX	MATERNAL CARE FOR VERTICAL SCAR FROM PREVIOUS CESAREAN DELIVERY	ICD-10-CM
19 Women who is pregnant or breastfeeding	034.219	DX	MATERNAL CARE FOR UNSPECIFIED TYPE SCAR FROM PREVIOUS CESAREAN DELIVERY	ICD-10-CM
19 Women who is pregnant or breastfeeding	034.29	DX	MATERNAL CARE DUE TO UTERINE SCAR FROM OTHER PREVIOUS SURGERY	ICD-10-CM
19 Women who is pregnant or breastfeeding	034.3	DX	MATERNAL CARE FOR CERVICAL INCOMPETENCE	ICD-10-CM
19 Women who is pregnant or breastfeeding	034.30	DX	MATERNAL CARE FOR CERVICAL INCOMPETENCE, UNSPECIFIED TRIMESTER	ICD-10-CM
19 Women who is pregnant or breastfeeding	034.31	DX	MATERNAL CARE FOR CERVICAL INCOMPETENCE, FIRST TRIMESTER	ICD-10-CM
19 Women who is pregnant or breastfeeding	034.32	DX	MATERNAL CARE FOR CERVICAL INCOMPETENCE, SECOND TRIMESTER	ICD-10-CM
19 Women who is pregnant or breastfeeding	034.33	DX	MATERNAL CARE FOR CERVICAL INCOMPETENCE, THIRD TRIMESTER	ICD-10-CM
19 Women who is pregnant or breastfeeding	034.4	DX	MATERNAL CARE FOR OTHER ABNORMALITIES OF CERVIX	ICD-10-CM
19 Women who is pregnant or breastfeeding	034.40	DX	MATERNAL CARE FOR OTHER ABNORMALITIES OF CERVIX, UNSPECIFIED TRIMESTER	ICD-10-CM
19 Women who is pregnant or breastfeeding	034.41	DX	MATERNAL CARE FOR OTHER ABNORMALITIES OF CERVIX, FIRST TRIMESTER	ICD-10-CM
19 Women who is pregnant or breastfeeding	034.42	DX	MATERNAL CARE FOR OTHER ABNORMALITIES OF CERVIX, SECOND TRIMESTER	ICD-10-CM
19 Women who is pregnant or breastfeeding	034.43	DX	MATERNAL CARE FOR OTHER ABNORMALITIES OF CERVIX, THIRD TRIMESTER	ICD-10-CM
19 Women who is pregnant or breastfeeding	034.5	DX	MATERNAL CARE FOR OTHER ABNORMALITIES OF GRAVID UTERUS	ICD-10-CM
19 Women who is pregnant or breastfeeding	034.51	DX	MATERNAL CARE FOR INCARCERATION OF GRAVID UTERUS	ICD-10-CM
19 Women who is pregnant or breastfeeding	034.511	DX	MATERNAL CARE FOR INCARCERATION OF GRAVID UTERUS, FIRST TRIMESTER	ICD-10-CM
19 Women who is pregnant or breastfeeding	034.512	DX	MATERNAL CARE FOR INCARCERATION OF GRAVID UTERUS, SECOND TRIMESTER	ICD-10-CM
19 Women who is pregnant or breastfeeding	034.513	DX	MATERNAL CARE FOR INCARCERATION OF GRAVID UTERUS, THIRD TRIMESTER	ICD-10-CM
19 Women who is pregnant or breastfeeding	034.519	DX	MATERNAL CARE FOR INCARCERATION OF GRAVID UTERUS, UNSPECIFIED TRIMESTER	ICD-10-CM
19 Women who is pregnant or breastfeeding	034.52	DX	MATERNAL CARE FOR PROLAPSE OF GRAVID UTERUS	ICD-10-CM
19 Women who is pregnant or breastfeeding	034.521	DX	MATERNAL CARE FOR PROLAPSE OF GRAVID UTERUS, FIRST TRIMESTER	ICD-10-CM
19 Women who is pregnant or breastfeeding	034.522	DX	MATERNAL CARE FOR PROLAPSE OF GRAVID UTERUS, SECOND TRIMESTER	ICD-10-CM
19 Women who is pregnant or breastfeeding	034.523	DX	MATERNAL CARE FOR PROLAPSE OF GRAVID UTERUS, THIRD TRIMESTER	ICD-10-CM
19 Women who is pregnant or breastfeeding	034.529	DX	MATERNAL CARE FOR PROLAPSE OF GRAVID UTERUS, UNSPECIFIED TRIMESTER	ICD-10-CM
19 Women who is pregnant or breastfeeding	034.53	DX	MATERNAL CARE FOR RETROVERSION OF GRAVID UTERUS	ICD-10-CM
19 Women who is pregnant or breastfeeding	034.531	DX	MATERNAL CARE FOR RETROVERSION OF GRAVID UTERUS, FIRST TRIMESTER	ICD-10-CM
19 Women who is pregnant or breastfeeding	034.532	DX	MATERNAL CARE FOR RETROVERSION OF GRAVID UTERUS, SECOND TRIMESTER	ICD-10-CM
19 Women who is pregnant or breastfeeding	034.533	DX	MATERNAL CARE FOR RETROVERSION OF GRAVID UTERUS, THIRD TRIMESTER	ICD-10-CM
19 Women who is pregnant or breastfeeding	034.539	DX	MATERNAL CARE FOR RETROVERSION OF GRAVID UTERUS, UNSPECIFIED TRIMESTER	ICD-10-CM
19 Women who is pregnant or breastfeeding	034.59	DX	MATERNAL CARE FOR OTHER ABNORMALITIES OF GRAVID UTERUS	ICD-10-CM
19 Women who is pregnant or breastfeeding	034.591	DX	MATERNAL CARE FOR OTHER ABNORMALITIES OF GRAVID UTERUS, FIRST TRIMESTER	ICD-10-CM
19 Women who is pregnant or breastfeeding	034.592	DX	MATERNAL CARE FOR OTHER ABNORMALITIES OF GRAVID UTERUS, SECOND TRIMESTER	ICD-10-CM
19 Women who is pregnant or breastfeeding	034.593	DX	MATERNAL CARE FOR OTHER ABNORMALITIES OF GRAVID UTERUS, THIRD TRIMESTER	ICD-10-CM
19 Women who is pregnant or breastfeeding	034.599	DX	MATERNAL CARE FOR OTHER ABNORMALITIES OF GRAVID UTERUS, UNSPECIFIED TRIMESTER	ICD-10-CM
19 Women who is pregnant or breastfeeding	034.6	DX	MATERNAL CARE FOR ABNORMALITY OF VAGINA	ICD-10-CM
19 Women who is pregnant or breastfeeding	034.60	DX	MATERNAL CARE FOR ABNORMALITY OF VAGINA, UNSPECIFIED TRIMESTER	ICD-10-CM
19 Women who is pregnant or breastfeeding	034.61	DX	MATERNAL CARE FOR ABNORMALITY OF VAGINA, FIRST TRIMESTER	ICD-10-CM
19 Women who is pregnant or breastfeeding	034.62	DX	MATERNAL CARE FOR ABNORMALITY OF VAGINA, SECOND TRIMESTER	ICD-10-CM

19 Women who is pregnant or breastfeeding	034.63	DX	MATERNAL CARE FOR ABNORMALITY OF VAGINA, THIRD TRIMESTER	ICD-10-CM
19 Women who is pregnant or breastfeeding	034.7	DX	MATERNAL CARE FOR ABNORMALITY OF VULVA AND PERINEUM	ICD-10-CM
19 Women who is pregnant or breastfeeding	034.70	DX	MATERNAL CARE FOR ABNORMALITY OF VULVA AND PERINEUM, UNSPECIFIED TRIMESTER	ICD-10-CM
19 Women who is pregnant or breastfeeding	034.71	DX	MATERNAL CARE FOR ABNORMALITY OF VULVA AND PERINEUM, FIRST TRIMESTER	ICD-10-CM
19 Women who is pregnant or breastfeeding	034.72	DX	MATERNAL CARE FOR ABNORMALITY OF VULVA AND PERINEUM, SECOND TRIMESTER	ICD-10-CM
19 Women who is pregnant or breastfeeding	034.73	DX	MATERNAL CARE FOR ABNORMALITY OF VULVA AND PERINEUM, THIRD TRIMESTER	ICD-10-CM
19 Women who is pregnant or breastfeeding	034.8	DX	MATERNAL CARE FOR OTHER ABNORMALITIES OF PELVIC ORGANS	ICD-10-CM
19 Women who is pregnant or breastfeeding	034.80	DX	MATERNAL CARE FOR OTHER ABNORMALITIES OF PELVIC ORGANS, UNSPECIFIED TRIMESTER	ICD-10-CM
19 Women who is pregnant or breastfeeding	034.81	DX	MATERNAL CARE FOR OTHER ABNORMALITIES OF PELVIC ORGANS, FIRST TRIMESTER	ICD-10-CM
19 Women who is pregnant or breastfeeding	034.82	DX	MATERNAL CARE FOR OTHER ABNORMALITIES OF PELVIC ORGANS, SECOND TRIMESTER	ICD-10-CM
19 Women who is pregnant or breastfeeding	034.83	DX	MATERNAL CARE FOR OTHER ABNORMALITIES OF PELVIC ORGANS, THIRD TRIMESTER	ICD-10-CM
19 Women who is pregnant or breastfeeding	034.9	DX	MATERNAL CARE FOR ABNORMALITY OF PELVIC ORGAN, UNSPECIFIED	ICD-10-CM
19 Women who is pregnant or breastfeeding	034.90	DX	MATERNAL CARE FOR ABNORMALITY OF PELVIC ORGAN, UNSPECIFIED, UNSPECIFIED TRIMESTER	ICD-10-CM
19 Women who is pregnant or breastfeeding	034.91	DX	MATERNAL CARE FOR ABNORMALITY OF PELVIC ORGAN, UNSPECIFIED, FIRST TRIMESTER	ICD-10-CM
19 Women who is pregnant or breastfeeding	034.92	DX	MATERNAL CARE FOR ABNORMALITY OF PELVIC ORGAN, UNSPECIFIED, SECOND TRIMESTER	ICD-10-CM
19 Women who is pregnant or breastfeeding	034.93	DX	MATERNAL CARE FOR ABNORMALITY OF PELVIC ORGAN, UNSPECIFIED, THIRD TRIMESTER	ICD-10-CM
19 Women who is pregnant or breastfeeding	035	DX	MATERNAL CARE FOR KNOWN OR SUSPECTED FETAL ABNORMALITY AND DAMAGE	ICD-10-CM
19 Women who is pregnant or breastfeeding	035.0	DX	MATERNAL CARE FOR (SUSPECTED) CENTRAL NERVOUS SYSTEM MALFORMATION IN FETUS	ICD-10-CM
19 Women who is pregnant or breastfeeding	035.0XX0	DX	MATERNAL CARE FOR (SUSPECTED) CENTRAL NERVOUS SYSTEM MALFORMATION IN FETUS, NOT APPLICABLE OR UNSPECIFIED	ICD-10-CM
19 Women who is pregnant or breastfeeding	035.0XX1	DX	MATERNAL CARE FOR (SUSPECTED) CENTRAL NERVOUS SYSTEM MALFORMATION IN FETUS, FETUS 1	ICD-10-CM
19 Women who is pregnant or breastfeeding	035.0XX2	DX	MATERNAL CARE FOR (SUSPECTED) CENTRAL NERVOUS SYSTEM MALFORMATION IN FETUS, FETUS 2	ICD-10-CM
19 Women who is pregnant or breastfeeding	035.0XX3	DX	MATERNAL CARE FOR (SUSPECTED) CENTRAL NERVOUS SYSTEM MALFORMATION IN FETUS, FETUS 3	ICD-10-CM
19 Women who is pregnant or breastfeeding	035.0XX4	DX	MATERNAL CARE FOR (SUSPECTED) CENTRAL NERVOUS SYSTEM MALFORMATION IN FETUS, FETUS 4	ICD-10-CM
19 Women who is pregnant or breastfeeding	035.0XX5	DX	MATERNAL CARE FOR (SUSPECTED) CENTRAL NERVOUS SYSTEM MALFORMATION IN FETUS, FETUS 5	ICD-10-CM
19 Women who is pregnant or breastfeeding	035.0XX9	DX	MATERNAL CARE FOR (SUSPECTED) CENTRAL NERVOUS SYSTEM MALFORMATION IN FETUS, OTHER FETUS	ICD-10-CM
19 Women who is pregnant or breastfeeding	035.1	DX	MATERNAL CARE FOR (SUSPECTED) CHROMOSOMAL ABNORMALITY IN FETUS	ICD-10-CM
19 Women who is pregnant or breastfeeding	035.1X	DX		ICD-10-CM
19 Women who is pregnant or breastfeeding	035.1XX	DX		ICD-10-CM
19 Women who is pregnant or breastfeeding	035.1XX0	DX	MATERNAL CARE FOR (SUSPECTED) CHROMOSOMAL ABNORMALITY IN FETUS, NOT APPLICABLE OR UNSPECIFIED	ICD-10-CM
19 Women who is pregnant or breastfeeding	035.1XX1	DX	MATERNAL CARE FOR (SUSPECTED) CHROMOSOMAL ABNORMALITY IN FETUS, FETUS 1	ICD-10-CM
19 Women who is pregnant or breastfeeding	035.1XX2	DX	MATERNAL CARE FOR (SUSPECTED) CHROMOSOMAL ABNORMALITY IN FETUS, FETUS 2	ICD-10-CM
19 Women who is pregnant or breastfeeding	035.1XX3	DX	MATERNAL CARE FOR (SUSPECTED) CHROMOSOMAL ABNORMALITY IN FETUS, FETUS 3	ICD-10-CM
19 Women who is pregnant or breastfeeding	035.1XX4	DX	MATERNAL CARE FOR (SUSPECTED) CHROMOSOMAL ABNORMALITY IN FETUS, FETUS 4	ICD-10-CM
19 Women who is pregnant or breastfeeding	035.1XX5	DX	MATERNAL CARE FOR (SUSPECTED) CHROMOSOMAL ABNORMALITY IN FETUS, FETUS 5	ICD-10-CM
19 Women who is pregnant or breastfeeding	035.1XX9	DX	MATERNAL CARE FOR (SUSPECTED) CHROMOSOMAL ABNORMALITY IN FETUS, OTHER FETUS	ICD-10-CM
19 Women who is pregnant or breastfeeding	035.2	DX	MATERNAL CARE FOR (SUSPECTED) HEREDITARY DISEASE IN FETUS	ICD-10-CM
19 Women who is pregnant or breastfeeding	035.2XX	DX		ICD-10-CM
19 Women who is pregnant or breastfeeding	035.2XX0	DX	MATERNAL CARE FOR (SUSPECTED) HEREDITARY DISEASE IN FETUS, NOT APPLICABLE OR UNSPECIFIED	ICD-10-CM
19 Women who is pregnant or breastfeeding	035.2XX1	DX	MATERNAL CARE FOR (SUSPECTED) HEREDITARY DISEASE IN FETUS, FETUS 1	ICD-10-CM

19 Women who is pregnant or breastfeeding	041.92X0	DX	DISORDER OF AMNIOTIC FLUID AND MEMBRANES, UNSPECIFIED, SECOND TRIMESTER, NOT APPLICABLE OR UNSPECIFIED	ICD-10-CM
19 Women who is pregnant or breastfeeding	041.92X1	DX	DISORDER OF AMNIOTIC FLUID AND MEMBRANES, UNSPECIFIED, SECOND TRIMESTER, FETUS 1	ICD-10-CM
19 Women who is pregnant or breastfeeding	041.92X2	DX	DISORDER OF AMNIOTIC FLUID AND MEMBRANES, UNSPECIFIED, SECOND TRIMESTER, FETUS 2	ICD-10-CM
19 Women who is pregnant or breastfeeding	041.92X3	DX	DISORDER OF AMNIOTIC FLUID AND MEMBRANES, UNSPECIFIED, SECOND TRIMESTER, FETUS 3	ICD-10-CM
19 Women who is pregnant or breastfeeding	041.92X4	DX	DISORDER OF AMNIOTIC FLUID AND MEMBRANES, UNSPECIFIED, SECOND TRIMESTER, FETUS 4	ICD-10-CM
19 Women who is pregnant or breastfeeding	041.92X5	DX	DISORDER OF AMNIOTIC FLUID AND MEMBRANES, UNSPECIFIED, SECOND TRIMESTER, FETUS 5	ICD-10-CM
19 Women who is pregnant or breastfeeding	041.92X9	DX	DISORDER OF AMNIOTIC FLUID AND MEMBRANES, UNSPECIFIED, SECOND TRIMESTER, OTHER FETUS	ICD-10-CM
19 Women who is pregnant or breastfeeding	041.93	DX	DISORDER OF AMNIOTIC FLUID AND MEMBRANES, UNSPECIFIED, THIRD TRIMESTER	ICD-10-CM
19 Women who is pregnant or breastfeeding	041.93X0	DX	DISORDER OF AMNIOTIC FLUID AND MEMBRANES, UNSPECIFIED, THIRD TRIMESTER, NOT APPLICABLE OR UNSPECIFIED	ICD-10-CM
19 Women who is pregnant or breastfeeding	041.93X1	DX	DISORDER OF AMNIOTIC FLUID AND MEMBRANES, UNSPECIFIED, THIRD TRIMESTER, FETUS 1	ICD-10-CM
19 Women who is pregnant or breastfeeding	041.93X2	DX	DISORDER OF AMNIOTIC FLUID AND MEMBRANES, UNSPECIFIED, THIRD TRIMESTER, FETUS 2	ICD-10-CM
19 Women who is pregnant or breastfeeding	041.93X3	DX	DISORDER OF AMNIOTIC FLUID AND MEMBRANES, UNSPECIFIED, THIRD TRIMESTER, FETUS 3	ICD-10-CM
19 Women who is pregnant or breastfeeding	041.93X4	DX	DISORDER OF AMNIOTIC FLUID AND MEMBRANES, UNSPECIFIED, THIRD TRIMESTER, FETUS 4	ICD-10-CM
19 Women who is pregnant or breastfeeding	041.93X5	DX	DISORDER OF AMNIOTIC FLUID AND MEMBRANES, UNSPECIFIED, THIRD TRIMESTER, FETUS 5	ICD-10-CM
19 Women who is pregnant or breastfeeding	041.93X9	DX	DISORDER OF AMNIOTIC FLUID AND MEMBRANES, UNSPECIFIED, THIRD TRIMESTER, OTHER FETUS	ICD-10-CM
19 Women who is pregnant or breastfeeding	042.01	DX	PRETERM PREMATURE RUPTURE OF MEMBRANES, ONSET OF LABOR WITHIN 24 HOURS OF RUPTURE	ICD-10-CM
19 Women who is pregnant or breastfeeding	042.012	DX	PRETERM PREMATURE RUPTURE OF MEMBRANES, ONSET OF LABOR WITHIN 24 HOURS OF RUPTURE, SECOND TRIMESTER	ICD-10-CM
19 Women who is pregnant or breastfeeding	042.013	DX	PRETERM PREMATURE RUPTURE OF MEMBRANES, ONSET OF LABOR WITHIN 24 HOURS OF RUPTURE, THIRD TRIMESTER	ICD-10-CM
19 Women who is pregnant or breastfeeding	042.019	DX	PRETERM PREMATURE RUPTURE OF MEMBRANES, ONSET OF LABOR WITHIN 24 HOURS OF RUPTURE, UNSPECIFIED TRIMESTER	ICD-10-CM
19 Women who is pregnant or breastfeeding	042.1	DX	PREMATURE RUPTURE OF MEMBRANES, ONSET OF LABOR MORE THAN 24 HOURS FOLLOWING RUPTURE	ICD-10-CM
19 Women who is pregnant or breastfeeding	042.10	DX	PREMATURE RUPTURE OF MEMBRANES, ONSET OF LABOR MORE THAN 24 HOURS FOLLOWING RUPTURE, UNSPECIFIED WEEKS OF GESTATION	ICD-10-CM
19 Women who is pregnant or breastfeeding	042.11	DX	PRETERM PREMATURE RUPTURE OF MEMBRANES, ONSET OF LABOR MORE THAN 24 HOURS FOLLOWING RUPTURE	ICD-10-CM
19 Women who is pregnant or breastfeeding	042.111	DX	PRETERM PREMATURE RUPTURE OF MEMBRANES, ONSET OF LABOR MORE THAN 24 HOURS FOLLOWING RUPTURE, FIRST TRIMESTER	ICD-10-CM
19 Women who is pregnant or breastfeeding	042.112	DX	PRETERM PREMATURE RUPTURE OF MEMBRANES, ONSET OF LABOR MORE THAN 24 HOURS FOLLOWING RUPTURE, SECOND TRIMESTER	ICD-10-CM
19 Women who is pregnant or breastfeeding	042.113	DX	PRETERM PREMATURE RUPTURE OF MEMBRANES, ONSET OF LABOR MORE THAN 24 HOURS FOLLOWING RUPTURE, THIRD TRIMESTER	ICD-10-CM
19 Women who is pregnant or breastfeeding	042.119	DX	PRETERM PREMATURE RUPTURE OF MEMBRANES, ONSET OF LABOR MORE THAN 24 HOURS FOLLOWING RUPTURE, UNSPECIFIED TRIMESTER	ICD-10-CM
19 Women who is pregnant or breastfeeding	042.12	DX	FULL-TERM PREMATURE RUPTURE OF MEMBRANES, ONSET OF LABOR MORE THAN 24 HOURS FOLLOWING RUPTURE	ICD-10-CM
19 Women who is pregnant or breastfeeding	042.9	DX	PREMATURE RUPTURE OF MEMBRANES, UNSPECIFIED AS TO LENGTH OF TIME BETWEEN RUPTURE AND ONSET OF LABOR	ICD-10-CM
19 Women who is pregnant or breastfeeding	042.90	DX	PREMATURE RUPTURE OF MEMBRANES, UNSPECIFIED AS TO LENGTH OF TIME BETWEEN RUPTURE AND ONSET OF LABOR, UNSPECIFIED WEEKS OF GESTATION	ICD-10-CM
19 Women who is pregnant or breastfeeding	042.91	DX	PRETERM PREMATURE RUPTURE OF MEMBRANES, UNSPECIFIED AS TO LENGTH OF TIME BETWEEN RUPTURE AND ONSET OF LABOR	ICD-10-CM
19 Women who is pregnant or breastfeeding	042.911	DX	PRETERM PREMATURE RUPTURE OF MEMBRANES, UNSPECIFIED AS TO LENGTH OF TIME BETWEEN RUPTURE AND ONSET OF LABOR, FIRST TRIMESTER	ICD-10-CM
19 Women who is pregnant or breastfeeding	042.912	DX	PRETERM PREMATURE RUPTURE OF MEMBRANES, UNSPECIFIED AS TO LENGTH OF TIME BETWEEN RUPTURE AND ONSET OF LABOR, SECOND TRIMESTER	ICD-10-CM

19 Women who is pregnant or breastfeeding	042.913	DX	PRETERM PREMATURE RUPTURE OF MEMBRANES, UNSPECIFIED AS TO LENGTH OF TIME BETWEEN RUPTURE AND ONSET OF LABOR, THIRD TRIMESTER	ICD-10-CM
19 Women who is pregnant or breastfeeding	042.919	DX	PRETERM PREMATURE RUPTURE OF MEMBRANES, UNSPECIFIED AS TO LENGTH OF TIME BETWEEN RUPTURE AND ONSET OF LABOR, UNSPECIFIED TRIMESTER	ICD-10-CM
19 Women who is pregnant or breastfeeding	042.92	DX	FULL-TERM PREMATURE RUPTURE OF MEMBRANES, UNSPECIFIED AS TO LENGTH OF TIME BETWEEN RUPTURE AND ONSET OF LABOR	ICD-10-CM
19 Women who is pregnant or breastfeeding	043	DX	PLACENTAL DISORDERS	ICD-10-CM
19 Women who is pregnant or breastfeeding	043.0	DX	PLACENTAL TRANSFUSION SYNDROMES	ICD-10-CM
19 Women who is pregnant or breastfeeding	043.01	DX	FETOMATERNAL PLACENTAL TRANSFUSION SYNDROME	ICD-10-CM
19 Women who is pregnant or breastfeeding	043.011	DX	FETOMATERNAL PLACENTAL TRANSFUSION SYNDROME, FIRST TRIMESTER	ICD-10-CM
19 Women who is pregnant or breastfeeding	043.012	DX	FETOMATERNAL PLACENTAL TRANSFUSION SYNDROME, SECOND TRIMESTER	ICD-10-CM
19 Women who is pregnant or breastfeeding	043.013	DX	FETOMATERNAL PLACENTAL TRANSFUSION SYNDROME, THIRD TRIMESTER	ICD-10-CM
19 Women who is pregnant or breastfeeding	043.019	DX	FETOMATERNAL PLACENTAL TRANSFUSION SYNDROME, UNSPECIFIED TRIMESTER	ICD-10-CM
19 Women who is pregnant or breastfeeding	043.02	DX	FETUS-TO-FETUS PLACENTAL TRANSFUSION SYNDROME	ICD-10-CM
19 Women who is pregnant or breastfeeding	043.021	DX	FETUS-TO-FETUS PLACENTAL TRANSFUSION SYNDROME, FIRST TRIMESTER	ICD-10-CM
19 Women who is pregnant or breastfeeding	043.022	DX	FETUS-TO-FETUS PLACENTAL TRANSFUSION SYNDROME, SECOND TRIMESTER	ICD-10-CM
19 Women who is pregnant or breastfeeding	043.023	DX	FETUS-TO-FETUS PLACENTAL TRANSFUSION SYNDROME, THIRD TRIMESTER	ICD-10-CM
19 Women who is pregnant or breastfeeding	043.029	DX	FETUS-TO-FETUS PLACENTAL TRANSFUSION SYNDROME, UNSPECIFIED TRIMESTER	ICD-10-CM
19 Women who is pregnant or breastfeeding	043.1	DX	MALFORMATION OF PLACENTA	ICD-10-CM
19 Women who is pregnant or breastfeeding	043.10	DX	MALFORMATION OF PLACENTA, UNSPECIFIED	ICD-10-CM
19 Women who is pregnant or breastfeeding	043.101	DX	MALFORMATION OF PLACENTA, UNSPECIFIED, FIRST TRIMESTER	ICD-10-CM
19 Women who is pregnant or breastfeeding	043.102	DX	MALFORMATION OF PLACENTA, UNSPECIFIED, SECOND TRIMESTER	ICD-10-CM
19 Women who is pregnant or breastfeeding	043.103	DX	MALFORMATION OF PLACENTA, UNSPECIFIED, THIRD TRIMESTER	ICD-10-CM
19 Women who is pregnant or breastfeeding	043.109	DX	MALFORMATION OF PLACENTA, UNSPECIFIED, UNSPECIFIED TRIMESTER	ICD-10-CM
19 Women who is pregnant or breastfeeding	043.11	DX	CIRCUMVALLATE PLACENTA	ICD-10-CM
19 Women who is pregnant or breastfeeding	043.111	DX	CIRCUMVALLATE PLACENTA, FIRST TRIMESTER	ICD-10-CM
19 Women who is pregnant or breastfeeding	043.112	DX	CIRCUMVALLATE PLACENTA, SECOND TRIMESTER	ICD-10-CM
19 Women who is pregnant or breastfeeding	043.113	DX	CIRCUMVALLATE PLACENTA, THIRD TRIMESTER	ICD-10-CM
19 Women who is pregnant or breastfeeding	043.119	DX	CIRCUMVALLATE PLACENTA, UNSPECIFIED TRIMESTER	ICD-10-CM
19 Women who is pregnant or breastfeeding	043.12	DX	VELAMENTOUS INSERTION OF UMBILICAL CORD	ICD-10-CM
19 Women who is pregnant or breastfeeding	043.121	DX	VELAMENTOUS INSERTION OF UMBILICAL CORD, FIRST TRIMESTER	ICD-10-CM
19 Women who is pregnant or breastfeeding	043.122	DX	VELAMENTOUS INSERTION OF UMBILICAL CORD, SECOND TRIMESTER	ICD-10-CM
19 Women who is pregnant or breastfeeding	043.123	DX	VELAMENTOUS INSERTION OF UMBILICAL CORD, THIRD TRIMESTER	ICD-10-CM
19 Women who is pregnant or breastfeeding	043.129	DX	VELAMENTOUS INSERTION OF UMBILICAL CORD, UNSPECIFIED TRIMESTER	ICD-10-CM
19 Women who is pregnant or breastfeeding	043.19	DX	OTHER MALFORMATION OF PLACENTA	ICD-10-CM
19 Women who is pregnant or breastfeeding	043.191	DX	OTHER MALFORMATION OF PLACENTA, FIRST TRIMESTER	ICD-10-CM
19 Women who is pregnant or breastfeeding	043.192	DX	OTHER MALFORMATION OF PLACENTA, SECOND TRIMESTER	ICD-10-CM
19 Women who is pregnant or breastfeeding	043.193	DX	OTHER MALFORMATION OF PLACENTA, THIRD TRIMESTER	ICD-10-CM
19 Women who is pregnant or breastfeeding	043.199	DX	OTHER MALFORMATION OF PLACENTA, UNSPECIFIED TRIMESTER	ICD-10-CM
19 Women who is pregnant or breastfeeding	043.2	DX	MORBIDLY ADHERENT PLACENTA	ICD-10-CM
19 Women who is pregnant or breastfeeding	043.21	DX	PLACENTA ACCRETA	ICD-10-CM
19 Women who is pregnant or breastfeeding	043.211	DX	PLACENTA ACCRETA, FIRST TRIMESTER	ICD-10-CM
19 Women who is pregnant or breastfeeding	043.212	DX	PLACENTA ACCRETA, SECOND TRIMESTER	ICD-10-CM
19 Women who is pregnant or breastfeeding	043.213	DX	PLACENTA ACCRETA, THIRD TRIMESTER	ICD-10-CM
19 Women who is pregnant or breastfeeding	043.219	DX	PLACENTA ACCRETA, UNSPECIFIED TRIMESTER	ICD-10-CM
19 Women who is pregnant or breastfeeding	043.22	DX	PLACENTA INCRETA	ICD-10-CM
19 Women who is pregnant or breastfeeding	043.221	DX	PLACENTA INCRETA, FIRST TRIMESTER	ICD-10-CM
19 Women who is pregnant or breastfeeding	043.222	DX	PLACENTA INCRETA, SECOND TRIMESTER	ICD-10-CM
19 Women who is pregnant or breastfeeding	043.223	DX	PLACENTA INCRETA, THIRD TRIMESTER	ICD-10-CM
19 Women who is pregnant or breastfeeding	043.229	DX	PLACENTA INCRETA, UNSPECIFIED TRIMESTER	ICD-10-CM
19 Women who is pregnant or breastfeeding	043.23	DX	PLACENTA PERCRETA	ICD-10-CM
19 Women who is pregnant or breastfeeding	043.231	DX	PLACENTA PERCRETA, FIRST TRIMESTER	ICD-10-CM
19 Women who is pregnant or breastfeeding	043.232	DX	PLACENTA PERCRETA, SECOND TRIMESTER	ICD-10-CM
19 Women who is pregnant or breastfeeding	043.233	DX	PLACENTA PERCRETA, THIRD TRIMESTER	ICD-10-CM
19 Women who is pregnant or breastfeeding	043.239	DX	PLACENTA PERCRETA, UNSPECIFIED TRIMESTER	ICD-10-CM
19 Women who is pregnant or breastfeeding	043.8	DX	OTHER PLACENTAL DISORDERS	ICD-10-CM
19 Women who is pregnant or breastfeeding	043.81	DX	PLACENTAL INFARCTION	ICD-10-CM
19 Women who is pregnant or breastfeeding	043.811	DX	PLACENTAL INFARCTION, FIRST TRIMESTER	ICD-10-CM
19 Women who is pregnant or breastfeeding	043.812	DX	PLACENTAL INFARCTION, SECOND TRIMESTER	ICD-10-CM
19 Women who is pregnant or breastfeeding	043.813	DX	PLACENTAL INFARCTION, THIRD TRIMESTER	ICD-10-CM
19 Women who is pregnant or breastfeeding	043.819	DX	PLACENTAL INFARCTION, UNSPECIFIED TRIMESTER	ICD-10-CM

19 Women who is pregnant or breastfeeding	043.89	DX	OTHER PLACENTAL DISORDERS	ICD-10-CM
19 Women who is pregnant or breastfeeding	043.891	DX	OTHER PLACENTAL DISORDERS, FIRST TRIMESTER	ICD-10-CM
19 Women who is pregnant or breastfeeding	043.892	DX	OTHER PLACENTAL DISORDERS, SECOND TRIMESTER	ICD-10-CM
19 Women who is pregnant or breastfeeding	043.893	DX	OTHER PLACENTAL DISORDERS, THIRD TRIMESTER	ICD-10-CM
19 Women who is pregnant or breastfeeding	043.899	DX	OTHER PLACENTAL DISORDERS, UNSPECIFIED TRIMESTER	ICD-10-CM
19 Women who is pregnant or breastfeeding	043.9	DX	UNSPECIFIED PLACENTAL DISORDER	ICD-10-CM
19 Women who is pregnant or breastfeeding	043.90	DX	UNSPECIFIED PLACENTAL DISORDER, UNSPECIFIED TRIMESTER	ICD-10-CM
19 Women who is pregnant or breastfeeding	043.91	DX	UNSPECIFIED PLACENTAL DISORDER, FIRST TRIMESTER	ICD-10-CM
19 Women who is pregnant or breastfeeding	043.92	DX	UNSPECIFIED PLACENTAL DISORDER, SECOND TRIMESTER	ICD-10-CM
19 Women who is pregnant or breastfeeding	043.93	DX	UNSPECIFIED PLACENTAL DISORDER, THIRD TRIMESTER	ICD-10-CM
19 Women who is pregnant or breastfeeding	044	DX	PLACENTA PREVIA	ICD-10-CM
19 Women who is pregnant or breastfeeding	044.0	DX	COMPLETE PLACENTA PREVIA NOS OR WITHOUT HEMORRHAGE	ICD-10-CM
19 Women who is pregnant or breastfeeding	044.00	DX	COMPLETE PLACENTA PREVIA NOS OR WITHOUT HEMORRHAGE, UNSPECIFIED TRIMESTER	ICD-10-CM
19 Women who is pregnant or breastfeeding	044.01	DX	COMPLETE PLACENTA PREVIA NOS OR WITHOUT HEMORRHAGE, FIRST TRIMESTER	ICD-10-CM
19 Women who is pregnant or breastfeeding	044.02	DX	COMPLETE PLACENTA PREVIA NOS OR WITHOUT HEMORRHAGE, SECOND TRIMESTER	ICD-10-CM
19 Women who is pregnant or breastfeeding	044.03	DX	COMPLETE PLACENTA PREVIA NOS OR WITHOUT HEMORRHAGE, THIRD TRIMESTER	ICD-10-CM
19 Women who is pregnant or breastfeeding	044.1	DX	COMPLETE PLACENTA PREVIA WITH HEMORRHAGE	ICD-10-CM
19 Women who is pregnant or breastfeeding	044.10	DX	COMPLETE PLACENTA PREVIA WITH HEMORRHAGE, UNSPECIFIED TRIMESTER	ICD-10-CM
19 Women who is pregnant or breastfeeding	044.11	DX	COMPLETE PLACENTA PREVIA WITH HEMORRHAGE, FIRST TRIMESTER	ICD-10-CM
19 Women who is pregnant or breastfeeding	044.12	DX	COMPLETE PLACENTA PREVIA WITH HEMORRHAGE, SECOND TRIMESTER	ICD-10-CM
19 Women who is pregnant or breastfeeding	044.13	DX	COMPLETE PLACENTA PREVIA WITH HEMORRHAGE, THIRD TRIMESTER	ICD-10-CM
19 Women who is pregnant or breastfeeding	044.2	DX	PARTIAL PLACENTA PREVIA WITHOUT HEMORRHAGE	ICD-10-CM
19 Women who is pregnant or breastfeeding	044.20	DX	PARTIAL PLACENTA PREVIA NOS OR WITHOUT HEMORRHAGE, UNSPECIFIED TRIMESTER	ICD-10-CM
19 Women who is pregnant or breastfeeding	044.21	DX	PARTIAL PLACENTA PREVIA NOS OR WITHOUT HEMORRHAGE, FIRST TRIMESTER	ICD-10-CM
19 Women who is pregnant or breastfeeding	044.22	DX	PARTIAL PLACENTA PREVIA NOS OR WITHOUT HEMORRHAGE, SECOND TRIMESTER	ICD-10-CM
19 Women who is pregnant or breastfeeding	044.23	DX	PARTIAL PLACENTA PREVIA NOS OR WITHOUT HEMORRHAGE, THIRD TRIMESTER	ICD-10-CM
19 Women who is pregnant or breastfeeding	044.3	DX	PARTIAL PLACENTA PREVIA WITH HEMORRHAGE	ICD-10-CM
19 Women who is pregnant or breastfeeding	044.30	DX	PARTIAL PLACENTA PREVIA WITH HEMORRHAGE, UNSPECIFIED TRIMESTER	ICD-10-CM
19 Women who is pregnant or breastfeeding	044.31	DX	PARTIAL PLACENTA PREVIA WITH HEMORRHAGE, FIRST TRIMESTER	ICD-10-CM
19 Women who is pregnant or breastfeeding	044.32	DX	PARTIAL PLACENTA PREVIA WITH HEMORRHAGE, SECOND TRIMESTER	ICD-10-CM
19 Women who is pregnant or breastfeeding	044.33	DX	PARTIAL PLACENTA PREVIA WITH HEMORRHAGE, THIRD TRIMESTER	ICD-10-CM
19 Women who is pregnant or breastfeeding	044.4	DX	LOW LYING PLACENTA NOS OR WITHOUT HEMORRHAGE	ICD-10-CM
19 Women who is pregnant or breastfeeding	044.40	DX	LOW LYING PLACENTA NOS OR WITHOUT HEMORRHAGE, UNSPECIFIED TRIMESTER	ICD-10-CM
19 Women who is pregnant or breastfeeding	044.41	DX	LOW LYING PLACENTA NOS OR WITHOUT HEMORRHAGE, FIRST TRIMESTER	ICD-10-CM
19 Women who is pregnant or breastfeeding	044.42	DX	LOW LYING PLACENTA NOS OR WITHOUT HEMORRHAGE, SECOND TRIMESTER	ICD-10-CM
19 Women who is pregnant or breastfeeding	044.43	DX	LOW LYING PLACENTA NOS OR WITHOUT HEMORRHAGE, THIRD TRIMESTER	ICD-10-CM
19 Women who is pregnant or breastfeeding	044.5	DX	LOW LYING PLACENTA WITH HEMORRHAGE	ICD-10-CM
19 Women who is pregnant or breastfeeding	044.50	DX	LOW LYING PLACENTA WITH HEMORRHAGE, UNSPECIFIED TRIMESTER	ICD-10-CM
19 Women who is pregnant or breastfeeding	044.51	DX	LOW LYING PLACENTA WITH HEMORRHAGE, FIRST TRIMESTER	ICD-10-CM
19 Women who is pregnant or breastfeeding	044.52	DX	LOW LYING PLACENTA WITH HEMORRHAGE, SECOND TRIMESTER	ICD-10-CM
19 Women who is pregnant or breastfeeding	044.53	DX	LOW LYING PLACENTA WITH HEMORRHAGE, THIRD TRIMESTER	ICD-10-CM
19 Women who is pregnant or breastfeeding	045	DX	PREMATURE SEPARATION OF PLACENTA [ABRUPTIO PLACENTAE]	ICD-10-CM
19 Women who is pregnant or breastfeeding	045.0	DX	PREMATURE SEPARATION OF PLACENTA WITH COAGULATION DEFECT	ICD-10-CM
19 Women who is pregnant or breastfeeding	045.00	DX	PREMATURE SEPARATION OF PLACENTA WITH COAGULATION DEFECT, UNSPECIFIED	ICD-10-CM
19 Women who is pregnant or breastfeeding	045.001	DX	PREMATURE SEPARATION OF PLACENTA WITH COAGULATION DEFECT, UNSPECIFIED, FIRST TRIMESTER	ICD-10-CM
19 Women who is pregnant or breastfeeding	045.002	DX	PREMATURE SEPARATION OF PLACENTA WITH COAGULATION DEFECT, UNSPECIFIED, SECOND TRIMESTER	ICD-10-CM
19 Women who is pregnant or breastfeeding	045.003	DX	PREMATURE SEPARATION OF PLACENTA WITH COAGULATION DEFECT, UNSPECIFIED, THIRD TRIMESTER	ICD-10-CM
19 Women who is pregnant or breastfeeding	045.009	DX	PREMATURE SEPARATION OF PLACENTA WITH COAGULATION DEFECT, UNSPECIFIED, UNSPECIFIED TRIMESTER	ICD-10-CM
19 Women who is pregnant or breastfeeding	045.01	DX	PREMATURE SEPARATION OF PLACENTA WITH AFIBRINOGENEMIA	ICD-10-CM
19 Women who is pregnant or breastfeeding	045.011	DX	PREMATURE SEPARATION OF PLACENTA WITH AFIBRINOGENEMIA, FIRST TRIMESTER	ICD-10-CM

19 Women who is pregnant or breastfeeding	046.092	DX	ANTEPARTUM HEMORRHAGE WITH OTHER COAGULATION DEFECT, SECOND TRIMESTER	ICD-10-CM
19 Women who is pregnant or breastfeeding	046.093	DX	ANTEPARTUM HEMORRHAGE WITH OTHER COAGULATION DEFECT, THIRD TRIMESTER	ICD-10-CM
19 Women who is pregnant or breastfeeding	046.099	DX	ANTEPARTUM HEMORRHAGE WITH OTHER COAGULATION DEFECT, UNSPECIFIED TRIMESTER	ICD-10-CM
19 Women who is pregnant or breastfeeding	046.8	DX	OTHER ANTEPARTUM HEMORRHAGE	ICD-10-CM
19 Women who is pregnant or breastfeeding	046.8X	DX	OTHER ANTEPARTUM HEMORRHAGE	ICD-10-CM
19 Women who is pregnant or breastfeeding	046.8X1	DX	OTHER ANTEPARTUM HEMORRHAGE, FIRST TRIMESTER	ICD-10-CM
19 Women who is pregnant or breastfeeding	046.8X2	DX	OTHER ANTEPARTUM HEMORRHAGE, SECOND TRIMESTER	ICD-10-CM
19 Women who is pregnant or breastfeeding	046.8X3	DX	OTHER ANTEPARTUM HEMORRHAGE, THIRD TRIMESTER	ICD-10-CM
19 Women who is pregnant or breastfeeding	046.8X9	DX	OTHER ANTEPARTUM HEMORRHAGE, UNSPECIFIED TRIMESTER	ICD-10-CM
19 Women who is pregnant or breastfeeding	046.9	DX	ANTEPARTUM HEMORRHAGE, UNSPECIFIED	ICD-10-CM
19 Women who is pregnant or breastfeeding	046.90	DX	ANTEPARTUM HEMORRHAGE, UNSPECIFIED, UNSPECIFIED TRIMESTER	ICD-10-CM
19 Women who is pregnant or breastfeeding	046.91	DX	ANTEPARTUM HEMORRHAGE, UNSPECIFIED, FIRST TRIMESTER	ICD-10-CM
19 Women who is pregnant or breastfeeding	046.92	DX	ANTEPARTUM HEMORRHAGE, UNSPECIFIED, SECOND TRIMESTER	ICD-10-CM
19 Women who is pregnant or breastfeeding	046.93	DX	ANTEPARTUM HEMORRHAGE, UNSPECIFIED, THIRD TRIMESTER	ICD-10-CM
19 Women who is pregnant or breastfeeding	047	DX	FALSE LABOR	ICD-10-CM
19 Women who is pregnant or breastfeeding	047.0	DX	FALSE LABOR BEFORE 37 COMPLETED WEEKS OF GESTATION	ICD-10-CM
19 Women who is pregnant or breastfeeding	047.00	DX	FALSE LABOR BEFORE 37 COMPLETED WEEKS OF GESTATION, UNSPECIFIED TRIMESTER	ICD-10-CM
19 Women who is pregnant or breastfeeding	047.02	DX	FALSE LABOR BEFORE 37 COMPLETED WEEKS OF GESTATION, SECOND TRIMESTER	ICD-10-CM
19 Women who is pregnant or breastfeeding	047.03	DX	FALSE LABOR BEFORE 37 COMPLETED WEEKS OF GESTATION, THIRD TRIMESTER	ICD-10-CM
19 Women who is pregnant or breastfeeding	047.1	DX	FALSE LABOR AT OR AFTER 37 COMPLETED WEEKS OF GESTATION	ICD-10-CM
19 Women who is pregnant or breastfeeding	047.9	DX	FALSE LABOR, UNSPECIFIED	ICD-10-CM
19 Women who is pregnant or breastfeeding	048	DX	LATE PREGNANCY	ICD-10-CM
19 Women who is pregnant or breastfeeding	048.0	DX	POST-TERM PREGNANCY	ICD-10-CM
19 Women who is pregnant or breastfeeding	048.1	DX	PROLONGED PREGNANCY	ICD-10-CM
19 Women who is pregnant or breastfeeding	060.0	DX	PRETERM LABOR WITHOUT DELIVERY	ICD-10-CM
19 Women who is pregnant or breastfeeding	060.00	DX	PRETERM LABOR WITHOUT DELIVERY, UNSPECIFIED TRIMESTER	ICD-10-CM
19 Women who is pregnant or breastfeeding	060.02	DX	PRETERM LABOR WITHOUT DELIVERY, SECOND TRIMESTER	ICD-10-CM
19 Women who is pregnant or breastfeeding	060.03	DX	PRETERM LABOR WITHOUT DELIVERY, THIRD TRIMESTER	ICD-10-CM
19 Women who is pregnant or breastfeeding	060.1	DX	PRETERM LABOR WITH PRETERM DELIVERY	ICD-10-CM
19 Women who is pregnant or breastfeeding	060.10	DX	PRETERM LABOR WITH PRETERM DELIVERY, UNSPECIFIED TRIMESTER	ICD-10-CM
19 Women who is pregnant or breastfeeding	060.10X	DX	PRETERM LABOR WITH PRETERM DELIVERY, UNSPECIFIED TRIMESTER, NOT APPLICABLE OR UNSPECIFIED	ICD-10-CM
19 Women who is pregnant or breastfeeding	060.10X0	DX	PRETERM LABOR WITH PRETERM DELIVERY, UNSPECIFIED TRIMESTER, FETUS 1	ICD-10-CM
19 Women who is pregnant or breastfeeding	060.10X1	DX	PRETERM LABOR WITH PRETERM DELIVERY, UNSPECIFIED TRIMESTER, FETUS 2	ICD-10-CM
19 Women who is pregnant or breastfeeding	060.10X2	DX	PRETERM LABOR WITH PRETERM DELIVERY, UNSPECIFIED TRIMESTER, FETUS 3	ICD-10-CM
19 Women who is pregnant or breastfeeding	060.10X3	DX	PRETERM LABOR WITH PRETERM DELIVERY, UNSPECIFIED TRIMESTER, FETUS 4	ICD-10-CM
19 Women who is pregnant or breastfeeding	060.10X4	DX	PRETERM LABOR WITH PRETERM DELIVERY, UNSPECIFIED TRIMESTER, FETUS 5	ICD-10-CM
19 Women who is pregnant or breastfeeding	060.10X5	DX	PRETERM LABOR WITH PRETERM DELIVERY, UNSPECIFIED TRIMESTER, OTHER FETUS	ICD-10-CM
19 Women who is pregnant or breastfeeding	060.10X9	DX	PRETERM LABOR WITH PRETERM DELIVERY, UNSPECIFIED TRIMESTER, OTHER FETUS	ICD-10-CM
19 Women who is pregnant or breastfeeding	060.12	DX	PRETERM LABOR SECOND TRIMESTER WITH PRETERM DELIVERY SECOND TRIMESTER	ICD-10-CM
19 Women who is pregnant or breastfeeding	060.12X	DX	PRETERM LABOR SECOND TRIMESTER WITH PRETERM DELIVERY SECOND TRIMESTER, NOT APPLICABLE OR UNSPECIFIED	ICD-10-CM
19 Women who is pregnant or breastfeeding	060.12X0	DX	PRETERM LABOR SECOND TRIMESTER WITH PRETERM DELIVERY SECOND TRIMESTER, FETUS 1	ICD-10-CM
19 Women who is pregnant or breastfeeding	060.12X1	DX	PRETERM LABOR SECOND TRIMESTER WITH PRETERM DELIVERY SECOND TRIMESTER, FETUS 2	ICD-10-CM
19 Women who is pregnant or breastfeeding	060.12X2	DX	PRETERM LABOR SECOND TRIMESTER WITH PRETERM DELIVERY SECOND TRIMESTER, FETUS 3	ICD-10-CM
19 Women who is pregnant or breastfeeding	060.12X3	DX	PRETERM LABOR SECOND TRIMESTER WITH PRETERM DELIVERY SECOND TRIMESTER, FETUS 4	ICD-10-CM
19 Women who is pregnant or breastfeeding	060.12X4	DX	PRETERM LABOR SECOND TRIMESTER WITH PRETERM DELIVERY SECOND TRIMESTER, FETUS 5	ICD-10-CM
19 Women who is pregnant or breastfeeding	060.12X5	DX	PRETERM LABOR SECOND TRIMESTER WITH PRETERM DELIVERY SECOND TRIMESTER, FETUS 5	ICD-10-CM
19 Women who is pregnant or breastfeeding	060.12X9	DX	PRETERM LABOR SECOND TRIMESTER WITH PRETERM DELIVERY SECOND TRIMESTER, OTHER FETUS	ICD-10-CM

19 Women who is pregnant or breastfeeding	060.13	DX	PRETERM LABOR SECOND TRIMESTER WITH PRETERM DELIVERY THIRD TRIMESTER	ICD-10-CM
19 Women who is pregnant or breastfeeding	060.13X	DX		ICD-10-CM
19 Women who is pregnant or breastfeeding	060.13X0	DX	PRETERM LABOR SECOND TRIMESTER WITH PRETERM DELIVERY THIRD TRIMESTER, NOT APPLICABLE OR UNSPECIFIED	ICD-10-CM
19 Women who is pregnant or breastfeeding	060.13X1	DX	PRETERM LABOR SECOND TRIMESTER WITH PRETERM DELIVERY THIRD TRIMESTER, FETUS 1	ICD-10-CM
19 Women who is pregnant or breastfeeding	060.13X2	DX	PRETERM LABOR SECOND TRIMESTER WITH PRETERM DELIVERY THIRD TRIMESTER, FETUS 2	ICD-10-CM
19 Women who is pregnant or breastfeeding	060.13X3	DX	PRETERM LABOR SECOND TRIMESTER WITH PRETERM DELIVERY THIRD TRIMESTER, FETUS 3	ICD-10-CM
19 Women who is pregnant or breastfeeding	060.13X4	DX	PRETERM LABOR SECOND TRIMESTER WITH PRETERM DELIVERY THIRD TRIMESTER, FETUS 4	ICD-10-CM
19 Women who is pregnant or breastfeeding	060.13X5	DX	PRETERM LABOR SECOND TRIMESTER WITH PRETERM DELIVERY THIRD TRIMESTER, FETUS 5	ICD-10-CM
19 Women who is pregnant or breastfeeding	060.13X9	DX	PRETERM LABOR SECOND TRIMESTER WITH PRETERM DELIVERY THIRD TRIMESTER, OTHER FETUS	ICD-10-CM
19 Women who is pregnant or breastfeeding	060.14	DX	PRETERM LABOR THIRD TRIMESTER WITH PRETERM DELIVERY THIRD TRIMESTER	ICD-10-CM
19 Women who is pregnant or breastfeeding	060.14X	DX		ICD-10-CM
19 Women who is pregnant or breastfeeding	060.14X0	DX	PRETERM LABOR THIRD TRIMESTER WITH PRETERM DELIVERY THIRD TRIMESTER, NOT APPLICABLE OR UNSPECIFIED	ICD-10-CM
19 Women who is pregnant or breastfeeding	060.14X1	DX	PRETERM LABOR THIRD TRIMESTER WITH PRETERM DELIVERY THIRD TRIMESTER, FETUS 1	ICD-10-CM
19 Women who is pregnant or breastfeeding	060.14X2	DX	PRETERM LABOR THIRD TRIMESTER WITH PRETERM DELIVERY THIRD TRIMESTER, FETUS 2	ICD-10-CM
19 Women who is pregnant or breastfeeding	060.14X3	DX	PRETERM LABOR THIRD TRIMESTER WITH PRETERM DELIVERY THIRD TRIMESTER, FETUS 3	ICD-10-CM
19 Women who is pregnant or breastfeeding	060.14X4	DX	PRETERM LABOR THIRD TRIMESTER WITH PRETERM DELIVERY THIRD TRIMESTER, FETUS 4	ICD-10-CM
19 Women who is pregnant or breastfeeding	060.14X5	DX	PRETERM LABOR THIRD TRIMESTER WITH PRETERM DELIVERY THIRD TRIMESTER, FETUS 5	ICD-10-CM
19 Women who is pregnant or breastfeeding	060.14X9	DX	PRETERM LABOR THIRD TRIMESTER WITH PRETERM DELIVERY THIRD TRIMESTER, OTHER FETUS	ICD-10-CM
19 Women who is pregnant or breastfeeding	061	DX	FAILED INDUCTION OF LABOR	ICD-10-CM
19 Women who is pregnant or breastfeeding	061.0	DX	FAILED MEDICAL INDUCTION OF LABOR	ICD-10-CM
19 Women who is pregnant or breastfeeding	061.1	DX	FAILED INSTRUMENTAL INDUCTION OF LABOR	ICD-10-CM
19 Women who is pregnant or breastfeeding	061.8	DX	OTHER FAILED INDUCTION OF LABOR	ICD-10-CM
19 Women who is pregnant or breastfeeding	061.9	DX	FAILED INDUCTION OF LABOR, UNSPECIFIED	ICD-10-CM
19 Women who is pregnant or breastfeeding	063.2	DX	DELAYED DELIVERY OF SECOND TWIN, TRIPLET, ETC.	ICD-10-CM
19 Women who is pregnant or breastfeeding	071.0	DX	RUPTURE OF UTERUS (SPONTANEOUS) BEFORE ONSET OF LABOR	ICD-10-CM
19 Women who is pregnant or breastfeeding	071.00	DX	RUPTURE OF UTERUS BEFORE ONSET OF LABOR, UNSPECIFIED TRIMESTER	ICD-10-CM
19 Women who is pregnant or breastfeeding	071.02	DX	RUPTURE OF UTERUS BEFORE ONSET OF LABOR, SECOND TRIMESTER	ICD-10-CM
19 Women who is pregnant or breastfeeding	071.03	DX	RUPTURE OF UTERUS BEFORE ONSET OF LABOR, THIRD TRIMESTER	ICD-10-CM
19 Women who is pregnant or breastfeeding	072	DX	POSTPARTUM HEMORRHAGE	ICD-10-CM
19 Women who is pregnant or breastfeeding	072.0	DX	THIRD-STAGE HEMORRHAGE	ICD-10-CM
19 Women who is pregnant or breastfeeding	072.1	DX	OTHER IMMEDIATE POSTPARTUM HEMORRHAGE	ICD-10-CM
19 Women who is pregnant or breastfeeding	072.2	DX	DELAYED AND SECONDARY POSTPARTUM HEMORRHAGE	ICD-10-CM
19 Women who is pregnant or breastfeeding	072.3	DX	POSTPARTUM COAGULATION DEFECTS	ICD-10-CM
19 Women who is pregnant or breastfeeding	073	DX	RETAINED PLACENTA AND MEMBRANES, WITHOUT HEMORRHAGE	ICD-10-CM
19 Women who is pregnant or breastfeeding	073.0	DX	RETAINED PLACENTA WITHOUT HEMORRHAGE	ICD-10-CM
19 Women who is pregnant or breastfeeding	073.1	DX	RETAINED PORTIONS OF PLACENTA AND MEMBRANES, WITHOUT HEMORRHAGE	ICD-10-CM
19 Women who is pregnant or breastfeeding	075	DX	OTHER COMPLICATIONS OF LABOR AND DELIVERY, NOT ELSEWHERE CLASSIFIED	ICD-10-CM
19 Women who is pregnant or breastfeeding	075.0	DX	MATERNAL DISTRESS DURING LABOR AND DELIVERY	ICD-10-CM
19 Women who is pregnant or breastfeeding	075.1	DX	SHOCK DURING OR FOLLOWING LABOR AND DELIVERY	ICD-10-CM
19 Women who is pregnant or breastfeeding	075.2	DX	PYREXIA DURING LABOR, NOT ELSEWHERE CLASSIFIED	ICD-10-CM
19 Women who is pregnant or breastfeeding	075.3	DX	OTHER INFECTION DURING LABOR	ICD-10-CM
19 Women who is pregnant or breastfeeding	075.4	DX	OTHER COMPLICATIONS OF OBSTETRIC SURGERY AND PROCEDURES	ICD-10-CM
19 Women who is pregnant or breastfeeding	075.5	DX	DELAYED DELIVERY AFTER ARTIFICIAL RUPTURE OF MEMBRANES	ICD-10-CM
19 Women who is pregnant or breastfeeding	075.8	DX	OTHER SPECIFIED COMPLICATIONS OF LABOR AND DELIVERY	ICD-10-CM
19 Women who is pregnant or breastfeeding	075.81	DX	MATERNAL EXHAUSTION COMPLICATING LABOR AND DELIVERY	ICD-10-CM
19 Women who is pregnant or breastfeeding	075.82	DX	ONSET (SPONTANEOUS) OF LABOR AFTER 37 COMPLETED WEEKS OF GESTATION BUT BEFORE 39 COMPLETED WEEKS GESTATION, WITH DELIVERY BY (PLANNED) CESAREAN SECTION	ICD-10-CM
19 Women who is pregnant or breastfeeding	075.89	DX	OTHER SPECIFIED COMPLICATIONS OF LABOR AND DELIVERY	ICD-10-CM
19 Women who is pregnant or breastfeeding	075.9	DX	COMPLICATION OF LABOR AND DELIVERY, UNSPECIFIED	ICD-10-CM

19 Women who is pregnant or breastfeeding	094	DX	SEQUELAE OF COMPLICATION OF PREGNANCY, CHILDBIRTH, AND THE PUERPERIUM	ICD-10-CM
19 Women who is pregnant or breastfeeding	098	DX	MATERNAL INFECTIOUS AND PARASITIC DISEASES CLASSIFIABLE ELSEWHERE BUT COMPLICATING PREGNANCY, CHILDBIRTH AND THE PUERPERIUM	ICD-10-CM
19 Women who is pregnant or breastfeeding	098.0	DX	TUBERCULOSIS COMPLICATING PREGNANCY, CHILDBIRTH AND THE PUERPERIUM	ICD-10-CM
19 Women who is pregnant or breastfeeding	098.01	DX	TUBERCULOSIS COMPLICATING PREGNANCY	ICD-10-CM
19 Women who is pregnant or breastfeeding	098.011	DX	TUBERCULOSIS COMPLICATING PREGNANCY, FIRST TRIMESTER	ICD-10-CM
19 Women who is pregnant or breastfeeding	098.012	DX	TUBERCULOSIS COMPLICATING PREGNANCY, SECOND TRIMESTER	ICD-10-CM
19 Women who is pregnant or breastfeeding	098.013	DX	TUBERCULOSIS COMPLICATING PREGNANCY, THIRD TRIMESTER	ICD-10-CM
19 Women who is pregnant or breastfeeding	098.019	DX	TUBERCULOSIS COMPLICATING PREGNANCY, UNSPECIFIED TRIMESTER	ICD-10-CM
19 Women who is pregnant or breastfeeding	098.02	DX	TUBERCULOSIS COMPLICATING CHILDBIRTH	ICD-10-CM
19 Women who is pregnant or breastfeeding	098.03	DX	TUBERCULOSIS COMPLICATING THE PUERPERIUM	ICD-10-CM
19 Women who is pregnant or breastfeeding	098.1	DX	SYPHILIS COMPLICATING PREGNANCY, CHILDBIRTH AND THE PUERPERIUM	ICD-10-CM
19 Women who is pregnant or breastfeeding	098.11	DX	SYPHILIS COMPLICATING PREGNANCY	ICD-10-CM
19 Women who is pregnant or breastfeeding	098.111	DX	SYPHILIS COMPLICATING PREGNANCY, FIRST TRIMESTER	ICD-10-CM
19 Women who is pregnant or breastfeeding	098.112	DX	SYPHILIS COMPLICATING PREGNANCY, SECOND TRIMESTER	ICD-10-CM
19 Women who is pregnant or breastfeeding	098.113	DX	SYPHILIS COMPLICATING PREGNANCY, THIRD TRIMESTER	ICD-10-CM
19 Women who is pregnant or breastfeeding	098.119	DX	SYPHILIS COMPLICATING PREGNANCY, UNSPECIFIED TRIMESTER	ICD-10-CM
19 Women who is pregnant or breastfeeding	098.12	DX	SYPHILIS COMPLICATING CHILDBIRTH	ICD-10-CM
19 Women who is pregnant or breastfeeding	098.13	DX	SYPHILIS COMPLICATING THE PUERPERIUM	ICD-10-CM
19 Women who is pregnant or breastfeeding	098.2	DX	GONORRHEA COMPLICATING PREGNANCY, CHILDBIRTH AND THE PUERPERIUM	ICD-10-CM
19 Women who is pregnant or breastfeeding	098.21	DX	GONORRHEA COMPLICATING PREGNANCY	ICD-10-CM
19 Women who is pregnant or breastfeeding	098.211	DX	GONORRHEA COMPLICATING PREGNANCY, FIRST TRIMESTER	ICD-10-CM
19 Women who is pregnant or breastfeeding	098.212	DX	GONORRHEA COMPLICATING PREGNANCY, SECOND TRIMESTER	ICD-10-CM
19 Women who is pregnant or breastfeeding	098.213	DX	GONORRHEA COMPLICATING PREGNANCY, THIRD TRIMESTER	ICD-10-CM
19 Women who is pregnant or breastfeeding	098.219	DX	GONORRHEA COMPLICATING PREGNANCY, UNSPECIFIED TRIMESTER	ICD-10-CM
19 Women who is pregnant or breastfeeding	098.22	DX	GONORRHEA COMPLICATING CHILDBIRTH	ICD-10-CM
19 Women who is pregnant or breastfeeding	098.23	DX	GONORRHEA COMPLICATING THE PUERPERIUM	ICD-10-CM
19 Women who is pregnant or breastfeeding	098.3	DX	OTHER INFECTIONS WITH A PREDOMINANTLY SEXUAL MODE OF TRANSMISSION COMPLICATING PREGNANCY, CHILDBIRTH AND THE PUERPERIUM	ICD-10-CM
19 Women who is pregnant or breastfeeding	098.31	DX	OTHER INFECTIONS WITH A PREDOMINANTLY SEXUAL MODE OF TRANSMISSION COMPLICATING PREGNANCY	ICD-10-CM
19 Women who is pregnant or breastfeeding	098.311	DX	OTHER INFECTIONS WITH A PREDOMINANTLY SEXUAL MODE OF TRANSMISSION COMPLICATING PREGNANCY, FIRST TRIMESTER	ICD-10-CM
19 Women who is pregnant or breastfeeding	098.312	DX	OTHER INFECTIONS WITH A PREDOMINANTLY SEXUAL MODE OF TRANSMISSION COMPLICATING PREGNANCY, SECOND TRIMESTER	ICD-10-CM
19 Women who is pregnant or breastfeeding	098.313	DX	OTHER INFECTIONS WITH A PREDOMINANTLY SEXUAL MODE OF TRANSMISSION COMPLICATING PREGNANCY, THIRD TRIMESTER	ICD-10-CM
19 Women who is pregnant or breastfeeding	098.319	DX	OTHER INFECTIONS WITH A PREDOMINANTLY SEXUAL MODE OF TRANSMISSION COMPLICATING PREGNANCY, UNSPECIFIED TRIMESTER	ICD-10-CM
19 Women who is pregnant or breastfeeding	098.32	DX	OTHER INFECTIONS WITH A PREDOMINANTLY SEXUAL MODE OF TRANSMISSION COMPLICATING CHILDBIRTH	ICD-10-CM
19 Women who is pregnant or breastfeeding	098.33	DX	OTHER INFECTIONS WITH A PREDOMINANTLY SEXUAL MODE OF TRANSMISSION COMPLICATING THE PUERPERIUM	ICD-10-CM
19 Women who is pregnant or breastfeeding	098.4	DX	VIRAL HEPATITIS COMPLICATING PREGNANCY, CHILDBIRTH AND THE PUERPERIUM	ICD-10-CM
19 Women who is pregnant or breastfeeding	098.41	DX	VIRAL HEPATITIS COMPLICATING PREGNANCY	ICD-10-CM
19 Women who is pregnant or breastfeeding	098.411	DX	VIRAL HEPATITIS COMPLICATING PREGNANCY, FIRST TRIMESTER	ICD-10-CM
19 Women who is pregnant or breastfeeding	098.412	DX	VIRAL HEPATITIS COMPLICATING PREGNANCY, SECOND TRIMESTER	ICD-10-CM
19 Women who is pregnant or breastfeeding	098.413	DX	VIRAL HEPATITIS COMPLICATING PREGNANCY, THIRD TRIMESTER	ICD-10-CM
19 Women who is pregnant or breastfeeding	098.419	DX	VIRAL HEPATITIS COMPLICATING PREGNANCY, UNSPECIFIED TRIMESTER	ICD-10-CM
19 Women who is pregnant or breastfeeding	098.42	DX	VIRAL HEPATITIS COMPLICATING CHILDBIRTH	ICD-10-CM
19 Women who is pregnant or breastfeeding	098.43	DX	VIRAL HEPATITIS COMPLICATING THE PUERPERIUM	ICD-10-CM
19 Women who is pregnant or breastfeeding	098.5	DX	OTHER VIRAL DISEASES COMPLICATING PREGNANCY, CHILDBIRTH AND THE PUERPERIUM	ICD-10-CM
19 Women who is pregnant or breastfeeding	098.51	DX	OTHER VIRAL DISEASES COMPLICATING PREGNANCY	ICD-10-CM
19 Women who is pregnant or breastfeeding	098.511	DX	OTHER VIRAL DISEASES COMPLICATING PREGNANCY, FIRST TRIMESTER	ICD-10-CM
19 Women who is pregnant or breastfeeding	098.512	DX	OTHER VIRAL DISEASES COMPLICATING PREGNANCY, SECOND TRIMESTER	ICD-10-CM
19 Women who is pregnant or breastfeeding	098.513	DX	OTHER VIRAL DISEASES COMPLICATING PREGNANCY, THIRD TRIMESTER	ICD-10-CM
19 Women who is pregnant or breastfeeding	098.519	DX	OTHER VIRAL DISEASES COMPLICATING PREGNANCY, UNSPECIFIED TRIMESTER	ICD-10-CM
19 Women who is pregnant or breastfeeding	098.52	DX	OTHER VIRAL DISEASES COMPLICATING CHILDBIRTH	ICD-10-CM
19 Women who is pregnant or breastfeeding	098.53	DX	OTHER VIRAL DISEASES COMPLICATING THE PUERPERIUM	ICD-10-CM

19 Women who is pregnant or breastfeeding	098.6	DX	PROTOZOAL DISEASES COMPLICATING PREGNANCY, CHILDBIRTH AND THE PUERPERIUM	ICD-10-CM
19 Women who is pregnant or breastfeeding	098.61	DX	PROTOZOAL DISEASES COMPLICATING PREGNANCY	ICD-10-CM
19 Women who is pregnant or breastfeeding	098.611	DX	PROTOZOAL DISEASES COMPLICATING PREGNANCY, FIRST TRIMESTER	ICD-10-CM
19 Women who is pregnant or breastfeeding	098.612	DX	PROTOZOAL DISEASES COMPLICATING PREGNANCY, SECOND TRIMESTER	ICD-10-CM
19 Women who is pregnant or breastfeeding	098.613	DX	PROTOZOAL DISEASES COMPLICATING PREGNANCY, THIRD TRIMESTER	ICD-10-CM
19 Women who is pregnant or breastfeeding	098.619	DX	PROTOZOAL DISEASES COMPLICATING PREGNANCY, UNSPECIFIED TRIMESTER	ICD-10-CM
19 Women who is pregnant or breastfeeding	098.62	DX	PROTOZOAL DISEASES COMPLICATING CHILDBIRTH	ICD-10-CM
19 Women who is pregnant or breastfeeding	098.63	DX	PROTOZOAL DISEASES COMPLICATING THE PUERPERIUM	ICD-10-CM
19 Women who is pregnant or breastfeeding	098.7	DX	HUMAN IMMUNODEFICIENCY VIRUS [HIV] DISEASE COMPLICATING PREGNANCY, CHILDBIRTH AND THE PUERPERIUM	ICD-10-CM
19 Women who is pregnant or breastfeeding	098.71	DX	HUMAN IMMUNODEFICIENCY VIRUS [HIV] DISEASE COMPLICATING PREGNANCY	ICD-10-CM
19 Women who is pregnant or breastfeeding	098.711	DX	HUMAN IMMUNODEFICIENCY VIRUS [HIV] DISEASE COMPLICATING PREGNANCY, FIRST TRIMESTER	ICD-10-CM
19 Women who is pregnant or breastfeeding	098.712	DX	HUMAN IMMUNODEFICIENCY VIRUS [HIV] DISEASE COMPLICATING PREGNANCY, SECOND TRIMESTER	ICD-10-CM
19 Women who is pregnant or breastfeeding	098.713	DX	HUMAN IMMUNODEFICIENCY VIRUS [HIV] DISEASE COMPLICATING PREGNANCY, THIRD TRIMESTER	ICD-10-CM
19 Women who is pregnant or breastfeeding	098.719	DX	HUMAN IMMUNODEFICIENCY VIRUS [HIV] DISEASE COMPLICATING PREGNANCY, UNSPECIFIED TRIMESTER	ICD-10-CM
19 Women who is pregnant or breastfeeding	098.72	DX	HUMAN IMMUNODEFICIENCY VIRUS [HIV] DISEASE COMPLICATING CHILDBIRTH	ICD-10-CM
19 Women who is pregnant or breastfeeding	098.73	DX	HUMAN IMMUNODEFICIENCY VIRUS [HIV] DISEASE COMPLICATING THE PUERPERIUM	ICD-10-CM
19 Women who is pregnant or breastfeeding	098.8	DX	OTHER MATERNAL INFECTIOUS AND PARASITIC DISEASES COMPLICATING PREGNANCY, CHILDBIRTH AND THE PUERPERIUM	ICD-10-CM
19 Women who is pregnant or breastfeeding	098.81	DX	OTHER MATERNAL INFECTIOUS AND PARASITIC DISEASES COMPLICATING PREGNANCY	ICD-10-CM
19 Women who is pregnant or breastfeeding	098.811	DX	OTHER MATERNAL INFECTIOUS AND PARASITIC DISEASES COMPLICATING PREGNANCY, FIRST TRIMESTER	ICD-10-CM
19 Women who is pregnant or breastfeeding	098.812	DX	OTHER MATERNAL INFECTIOUS AND PARASITIC DISEASES COMPLICATING PREGNANCY, SECOND TRIMESTER	ICD-10-CM
19 Women who is pregnant or breastfeeding	098.813	DX	OTHER MATERNAL INFECTIOUS AND PARASITIC DISEASES COMPLICATING PREGNANCY, THIRD TRIMESTER	ICD-10-CM
19 Women who is pregnant or breastfeeding	098.819	DX	OTHER MATERNAL INFECTIOUS AND PARASITIC DISEASES COMPLICATING PREGNANCY, UNSPECIFIED TRIMESTER	ICD-10-CM
19 Women who is pregnant or breastfeeding	098.82	DX	OTHER MATERNAL INFECTIOUS AND PARASITIC DISEASES COMPLICATING CHILDBIRTH	ICD-10-CM
19 Women who is pregnant or breastfeeding	098.83	DX	OTHER MATERNAL INFECTIOUS AND PARASITIC DISEASES COMPLICATING THE PUERPERIUM	ICD-10-CM
19 Women who is pregnant or breastfeeding	098.9	DX	UNSPECIFIED MATERNAL INFECTIOUS AND PARASITIC DISEASE COMPLICATING PREGNANCY, CHILDBIRTH AND THE PUERPERIUM	ICD-10-CM
19 Women who is pregnant or breastfeeding	098.91	DX	UNSPECIFIED MATERNAL INFECTIOUS AND PARASITIC DISEASE COMPLICATING PREGNANCY	ICD-10-CM
19 Women who is pregnant or breastfeeding	098.911	DX	UNSPECIFIED MATERNAL INFECTIOUS AND PARASITIC DISEASE COMPLICATING PREGNANCY, FIRST TRIMESTER	ICD-10-CM
19 Women who is pregnant or breastfeeding	098.912	DX	UNSPECIFIED MATERNAL INFECTIOUS AND PARASITIC DISEASE COMPLICATING PREGNANCY, SECOND TRIMESTER	ICD-10-CM
19 Women who is pregnant or breastfeeding	098.913	DX	UNSPECIFIED MATERNAL INFECTIOUS AND PARASITIC DISEASE COMPLICATING PREGNANCY, THIRD TRIMESTER	ICD-10-CM
19 Women who is pregnant or breastfeeding	098.919	DX	UNSPECIFIED MATERNAL INFECTIOUS AND PARASITIC DISEASE COMPLICATING PREGNANCY, UNSPECIFIED TRIMESTER	ICD-10-CM
19 Women who is pregnant or breastfeeding	098.92	DX	UNSPECIFIED MATERNAL INFECTIOUS AND PARASITIC DISEASE COMPLICATING CHILDBIRTH	ICD-10-CM
19 Women who is pregnant or breastfeeding	098.93	DX	UNSPECIFIED MATERNAL INFECTIOUS AND PARASITIC DISEASE COMPLICATING THE PUERPERIUM	ICD-10-CM
19 Women who is pregnant or breastfeeding	099	DX	OTHER MATERNAL DISEASES CLASSIFIABLE ELSEWHERE BUT COMPLICATING PREGNANCY, CHILDBIRTH AND THE PUERPERIUM	ICD-10-CM
19 Women who is pregnant or breastfeeding	099.0	DX	ANEMIA COMPLICATING PREGNANCY, CHILDBIRTH AND THE PUERPERIUM	ICD-10-CM
19 Women who is pregnant or breastfeeding	099.01	DX	ANEMIA COMPLICATING PREGNANCY	ICD-10-CM
19 Women who is pregnant or breastfeeding	099.011	DX	ANEMIA COMPLICATING PREGNANCY, FIRST TRIMESTER	ICD-10-CM
19 Women who is pregnant or breastfeeding	099.012	DX	ANEMIA COMPLICATING PREGNANCY, SECOND TRIMESTER	ICD-10-CM
19 Women who is pregnant or breastfeeding	099.013	DX	ANEMIA COMPLICATING PREGNANCY, THIRD TRIMESTER	ICD-10-CM
19 Women who is pregnant or breastfeeding	099.019	DX	ANEMIA COMPLICATING PREGNANCY, UNSPECIFIED TRIMESTER	ICD-10-CM
19 Women who is pregnant or breastfeeding	099.02	DX	ANEMIA COMPLICATING CHILDBIRTH	ICD-10-CM
19 Women who is pregnant or breastfeeding	099.03	DX	ANEMIA COMPLICATING THE PUERPERIUM	ICD-10-CM

19 Women who is pregnant or breastfeeding	099.1	DX	OTHER DISEASES OF THE BLOOD AND BLOOD-FORMING ORGANS AND CERTAIN DISORDERS INVOLVING THE IMMUNE MECHANISM COMPLICATING PREGNANCY, CHILDBIRTH AND THE PUERPERIUM	ICD-10-CM
19 Women who is pregnant or breastfeeding	099.11	DX	OTHER DISEASES OF THE BLOOD AND BLOOD-FORMING ORGANS AND CERTAIN DISORDERS INVOLVING THE IMMUNE MECHANISM COMPLICATING PREGNANCY	ICD-10-CM
19 Women who is pregnant or breastfeeding	099.111	DX	OTHER DISEASES OF THE BLOOD AND BLOOD-FORMING ORGANS AND CERTAIN DISORDERS INVOLVING THE IMMUNE MECHANISM COMPLICATING PREGNANCY, FIRST TRIMESTER	ICD-10-CM
19 Women who is pregnant or breastfeeding	099.112	DX	OTHER DISEASES OF THE BLOOD AND BLOOD-FORMING ORGANS AND CERTAIN DISORDERS INVOLVING THE IMMUNE MECHANISM COMPLICATING PREGNANCY, SECOND TRIMESTER	ICD-10-CM
19 Women who is pregnant or breastfeeding	099.113	DX	OTHER DISEASES OF THE BLOOD AND BLOOD-FORMING ORGANS AND CERTAIN DISORDERS INVOLVING THE IMMUNE MECHANISM COMPLICATING PREGNANCY, THIRD TRIMESTER	ICD-10-CM
19 Women who is pregnant or breastfeeding	099.119	DX	OTHER DISEASES OF THE BLOOD AND BLOOD-FORMING ORGANS AND CERTAIN DISORDERS INVOLVING THE IMMUNE MECHANISM COMPLICATING PREGNANCY, UNSPECIFIED TRIMESTER	ICD-10-CM
19 Women who is pregnant or breastfeeding	099.12	DX	OTHER DISEASES OF THE BLOOD AND BLOOD-FORMING ORGANS AND CERTAIN DISORDERS INVOLVING THE IMMUNE MECHANISM COMPLICATING CHILDBIRTH	ICD-10-CM
19 Women who is pregnant or breastfeeding	099.13	DX	OTHER DISEASES OF THE BLOOD AND BLOOD-FORMING ORGANS AND CERTAIN DISORDERS INVOLVING THE IMMUNE MECHANISM COMPLICATING THE PUERPERIUM	ICD-10-CM
19 Women who is pregnant or breastfeeding	099.2	DX	ENDOCRINE, NUTRITIONAL AND METABOLIC DISEASES COMPLICATING PREGNANCY, CHILDBIRTH AND THE PUERPERIUM	ICD-10-CM
19 Women who is pregnant or breastfeeding	099.21	DX	OBESITY COMPLICATING PREGNANCY, CHILDBIRTH, AND THE PUERPERIUM	ICD-10-CM
19 Women who is pregnant or breastfeeding	099.210	DX	OBESITY COMPLICATING PREGNANCY, UNSPECIFIED TRIMESTER	ICD-10-CM
19 Women who is pregnant or breastfeeding	099.211	DX	OBESITY COMPLICATING PREGNANCY, FIRST TRIMESTER	ICD-10-CM
19 Women who is pregnant or breastfeeding	099.212	DX	OBESITY COMPLICATING PREGNANCY, SECOND TRIMESTER	ICD-10-CM
19 Women who is pregnant or breastfeeding	099.213	DX	OBESITY COMPLICATING PREGNANCY, THIRD TRIMESTER	ICD-10-CM
19 Women who is pregnant or breastfeeding	099.214	DX	OBESITY COMPLICATING CHILDBIRTH	ICD-10-CM
19 Women who is pregnant or breastfeeding	099.215	DX	OBESITY COMPLICATING THE PUERPERIUM	ICD-10-CM
19 Women who is pregnant or breastfeeding	099.28	DX	OTHER ENDOCRINE, NUTRITIONAL AND METABOLIC DISEASES COMPLICATING PREGNANCY, CHILDBIRTH AND THE PUERPERIUM	ICD-10-CM
19 Women who is pregnant or breastfeeding	099.280	DX	ENDOCRINE, NUTRITIONAL AND METABOLIC DISEASES COMPLICATING PREGNANCY, UNSPECIFIED TRIMESTER	ICD-10-CM
19 Women who is pregnant or breastfeeding	099.281	DX	ENDOCRINE, NUTRITIONAL AND METABOLIC DISEASES COMPLICATING PREGNANCY, FIRST TRIMESTER	ICD-10-CM
19 Women who is pregnant or breastfeeding	099.282	DX	ENDOCRINE, NUTRITIONAL AND METABOLIC DISEASES COMPLICATING PREGNANCY, SECOND TRIMESTER	ICD-10-CM
19 Women who is pregnant or breastfeeding	099.283	DX	ENDOCRINE, NUTRITIONAL AND METABOLIC DISEASES COMPLICATING PREGNANCY, THIRD TRIMESTER	ICD-10-CM
19 Women who is pregnant or breastfeeding	099.284	DX	ENDOCRINE, NUTRITIONAL AND METABOLIC DISEASES COMPLICATING CHILDBIRTH	ICD-10-CM
19 Women who is pregnant or breastfeeding	099.285	DX	ENDOCRINE, NUTRITIONAL AND METABOLIC DISEASES COMPLICATING THE PUERPERIUM	ICD-10-CM
19 Women who is pregnant or breastfeeding	099.3	DX	MENTAL DISORDERS AND DISEASES OF THE NERVOUS SYSTEM COMPLICATING PREGNANCY, CHILDBIRTH AND THE PUERPERIUM	ICD-10-CM
19 Women who is pregnant or breastfeeding	099.31	DX	ALCOHOL USE COMPLICATING PREGNANCY, CHILDBIRTH, AND THE PUERPERIUM	ICD-10-CM
19 Women who is pregnant or breastfeeding	099.310	DX	ALCOHOL USE COMPLICATING PREGNANCY, UNSPECIFIED TRIMESTER	ICD-10-CM
19 Women who is pregnant or breastfeeding	099.311	DX	ALCOHOL USE COMPLICATING PREGNANCY, FIRST TRIMESTER	ICD-10-CM
19 Women who is pregnant or breastfeeding	099.312	DX	ALCOHOL USE COMPLICATING PREGNANCY, SECOND TRIMESTER	ICD-10-CM
19 Women who is pregnant or breastfeeding	099.313	DX	ALCOHOL USE COMPLICATING PREGNANCY, THIRD TRIMESTER	ICD-10-CM
19 Women who is pregnant or breastfeeding	099.314	DX	ALCOHOL USE COMPLICATING CHILDBIRTH	ICD-10-CM
19 Women who is pregnant or breastfeeding	099.315	DX	ALCOHOL USE COMPLICATING THE PUERPERIUM	ICD-10-CM
19 Women who is pregnant or breastfeeding	099.32	DX	DRUG USE COMPLICATING PREGNANCY, CHILDBIRTH, AND THE PUERPERIUM	ICD-10-CM
19 Women who is pregnant or breastfeeding	099.320	DX	DRUG USE COMPLICATING PREGNANCY, UNSPECIFIED TRIMESTER	ICD-10-CM
19 Women who is pregnant or breastfeeding	099.321	DX	DRUG USE COMPLICATING PREGNANCY, FIRST TRIMESTER	ICD-10-CM
19 Women who is pregnant or breastfeeding	099.322	DX	DRUG USE COMPLICATING PREGNANCY, SECOND TRIMESTER	ICD-10-CM
19 Women who is pregnant or breastfeeding	099.323	DX	DRUG USE COMPLICATING PREGNANCY, THIRD TRIMESTER	ICD-10-CM
19 Women who is pregnant or breastfeeding	099.324	DX	DRUG USE COMPLICATING CHILDBIRTH	ICD-10-CM
19 Women who is pregnant or breastfeeding	099.325	DX	DRUG USE COMPLICATING THE PUERPERIUM	ICD-10-CM
19 Women who is pregnant or breastfeeding	099.33	DX	TOBACCO USE DISORDER COMPLICATING PREGNANCY, CHILDBIRTH, AND THE PUERPERIUM	ICD-10-CM
19 Women who is pregnant or breastfeeding	099.330	DX	SMOKING (TOBACCO) COMPLICATING PREGNANCY, UNSPECIFIED TRIMESTER	ICD-10-CM
19 Women who is pregnant or breastfeeding	099.331	DX	SMOKING (TOBACCO) COMPLICATING PREGNANCY, FIRST TRIMESTER	ICD-10-CM

19 Women who is pregnant or breastfeeding	099.71	DX	DISEASES OF THE SKIN AND SUBCUTANEOUS TISSUE COMPLICATING PREGNANCY	ICD-10-CM
19 Women who is pregnant or breastfeeding	099.711	DX	DISEASES OF THE SKIN AND SUBCUTANEOUS TISSUE COMPLICATING PREGNANCY, FIRST TRIMESTER	ICD-10-CM
19 Women who is pregnant or breastfeeding	099.712	DX	DISEASES OF THE SKIN AND SUBCUTANEOUS TISSUE COMPLICATING PREGNANCY, SECOND TRIMESTER	ICD-10-CM
19 Women who is pregnant or breastfeeding	099.713	DX	DISEASES OF THE SKIN AND SUBCUTANEOUS TISSUE COMPLICATING PREGNANCY, THIRD TRIMESTER	ICD-10-CM
19 Women who is pregnant or breastfeeding	099.719	DX	DISEASES OF THE SKIN AND SUBCUTANEOUS TISSUE COMPLICATING PREGNANCY, UNSPECIFIED TRIMESTER	ICD-10-CM
19 Women who is pregnant or breastfeeding	099.72	DX	DISEASES OF THE SKIN AND SUBCUTANEOUS TISSUE COMPLICATING CHILDBIRTH	ICD-10-CM
19 Women who is pregnant or breastfeeding	099.73	DX	DISEASES OF THE SKIN AND SUBCUTANEOUS TISSUE COMPLICATING THE PUERPERIUM	ICD-10-CM
19 Women who is pregnant or breastfeeding	099.8	DX	OTHER SPECIFIED DISEASES AND CONDITIONS COMPLICATING PREGNANCY, CHILDBIRTH AND THE PUERPERIUM	ICD-10-CM
19 Women who is pregnant or breastfeeding	099.81	DX	ABNORMAL GLUCOSE COMPLICATING PREGNANCY, CHILDBIRTH AND THE PUERPERIUM	ICD-10-CM
19 Women who is pregnant or breastfeeding	099.810	DX	ABNORMAL GLUCOSE COMPLICATING PREGNANCY	ICD-10-CM
19 Women who is pregnant or breastfeeding	099.814	DX	ABNORMAL GLUCOSE COMPLICATING CHILDBIRTH	ICD-10-CM
19 Women who is pregnant or breastfeeding	099.815	DX	ABNORMAL GLUCOSE COMPLICATING THE PUERPERIUM	ICD-10-CM
19 Women who is pregnant or breastfeeding	099.82	DX	STREPTOCOCCUS B CARRIER STATE COMPLICATING PREGNANCY, CHILDBIRTH AND THE PUERPERIUM	ICD-10-CM
19 Women who is pregnant or breastfeeding	099.820	DX	STREPTOCOCCUS B CARRIER STATE COMPLICATING PREGNANCY	ICD-10-CM
19 Women who is pregnant or breastfeeding	099.824	DX	STREPTOCOCCUS B CARRIER STATE COMPLICATING CHILDBIRTH	ICD-10-CM
19 Women who is pregnant or breastfeeding	099.825	DX	STREPTOCOCCUS B CARRIER STATE COMPLICATING THE PUERPERIUM	ICD-10-CM
19 Women who is pregnant or breastfeeding	099.83	DX	OTHER INFECTION CARRIER STATE COMPLICATING PREGNANCY, CHILDBIRTH AND THE PUERPERIUM	ICD-10-CM
19 Women who is pregnant or breastfeeding	099.830	DX	OTHER INFECTION CARRIER STATE COMPLICATING PREGNANCY	ICD-10-CM
19 Women who is pregnant or breastfeeding	099.834	DX	OTHER INFECTION CARRIER STATE COMPLICATING CHILDBIRTH	ICD-10-CM
19 Women who is pregnant or breastfeeding	099.835	DX	OTHER INFECTION CARRIER STATE COMPLICATING THE PUERPERIUM	ICD-10-CM
19 Women who is pregnant or breastfeeding	099.84	DX	BARIATRIC SURGERY STATUS COMPLICATING PREGNANCY, CHILDBIRTH AND THE PUERPERIUM	ICD-10-CM
19 Women who is pregnant or breastfeeding	099.840	DX	BARIATRIC SURGERY STATUS COMPLICATING PREGNANCY, UNSPECIFIED TRIMESTER	ICD-10-CM
19 Women who is pregnant or breastfeeding	099.841	DX	BARIATRIC SURGERY STATUS COMPLICATING PREGNANCY, FIRST TRIMESTER	ICD-10-CM
19 Women who is pregnant or breastfeeding	099.842	DX	BARIATRIC SURGERY STATUS COMPLICATING PREGNANCY, SECOND TRIMESTER	ICD-10-CM
19 Women who is pregnant or breastfeeding	099.843	DX	BARIATRIC SURGERY STATUS COMPLICATING PREGNANCY, THIRD TRIMESTER	ICD-10-CM
19 Women who is pregnant or breastfeeding	099.844	DX	BARIATRIC SURGERY STATUS COMPLICATING CHILDBIRTH	ICD-10-CM
19 Women who is pregnant or breastfeeding	099.845	DX	BARIATRIC SURGERY STATUS COMPLICATING THE PUERPERIUM	ICD-10-CM
19 Women who is pregnant or breastfeeding	099.89	DX	OTHER SPECIFIED DISEASES AND CONDITIONS COMPLICATING PREGNANCY, CHILDBIRTH AND THE PUERPERIUM	ICD-10-CM
19 Women who is pregnant or breastfeeding	09A	DX	MATERNAL MALIGNANT NEOPLASMS, TRAUMATIC INJURIES AND ABUSE CLASSIFIABLE ELSEWHERE BUT COMPLICATING PREGNANCY, CHILDBIRTH AND THE PUERPERIUM	ICD-10-CM
19 Women who is pregnant or breastfeeding	09A.1	DX	MALIGNANT NEOPLASM COMPLICATING PREGNANCY, CHILDBIRTH AND THE PUERPERIUM	ICD-10-CM
19 Women who is pregnant or breastfeeding	09A.11	DX	MALIGNANT NEOPLASM COMPLICATING PREGNANCY	ICD-10-CM
19 Women who is pregnant or breastfeeding	09A.111	DX	MALIGNANT NEOPLASM COMPLICATING PREGNANCY, FIRST TRIMESTER	ICD-10-CM
19 Women who is pregnant or breastfeeding	09A.112	DX	MALIGNANT NEOPLASM COMPLICATING PREGNANCY, SECOND TRIMESTER	ICD-10-CM
19 Women who is pregnant or breastfeeding	09A.113	DX	MALIGNANT NEOPLASM COMPLICATING PREGNANCY, THIRD TRIMESTER	ICD-10-CM
19 Women who is pregnant or breastfeeding	09A.119	DX	MALIGNANT NEOPLASM COMPLICATING PREGNANCY, UNSPECIFIED TRIMESTER	ICD-10-CM
19 Women who is pregnant or breastfeeding	09A.12	DX	MALIGNANT NEOPLASM COMPLICATING CHILDBIRTH	ICD-10-CM
19 Women who is pregnant or breastfeeding	09A.13	DX	MALIGNANT NEOPLASM COMPLICATING THE PUERPERIUM	ICD-10-CM
19 Women who is pregnant or breastfeeding	09A.2	DX	INJURY, POISONING AND CERTAIN OTHER CONSEQUENCES OF EXTERNAL CAUSES COMPLICATING PREGNANCY, CHILDBIRTH AND THE PUERPERIUM	ICD-10-CM
19 Women who is pregnant or breastfeeding	09A.21	DX	INJURY, POISONING AND CERTAIN OTHER CONSEQUENCES OF EXTERNAL CAUSES COMPLICATING PREGNANCY	ICD-10-CM
19 Women who is pregnant or breastfeeding	09A.211	DX	INJURY, POISONING AND CERTAIN OTHER CONSEQUENCES OF EXTERNAL CAUSES COMPLICATING PREGNANCY, FIRST TRIMESTER	ICD-10-CM
19 Women who is pregnant or breastfeeding	09A.212	DX	INJURY, POISONING AND CERTAIN OTHER CONSEQUENCES OF EXTERNAL CAUSES COMPLICATING PREGNANCY, SECOND TRIMESTER	ICD-10-CM
19 Women who is pregnant or breastfeeding	09A.213	DX	INJURY, POISONING AND CERTAIN OTHER CONSEQUENCES OF EXTERNAL CAUSES COMPLICATING PREGNANCY, THIRD TRIMESTER	ICD-10-CM

19 Women who is pregnant or breastfeeding	09A.219	DX	INJURY, POISONING AND CERTAIN OTHER CONSEQUENCES OF EXTERNAL CAUSES COMPLICATING PREGNANCY, UNSPECIFIED TRIMESTER	ICD-10-CM
19 Women who is pregnant or breastfeeding	09A.22	DX	INJURY, POISONING AND CERTAIN OTHER CONSEQUENCES OF EXTERNAL CAUSES COMPLICATING CHILDBIRTH	ICD-10-CM
19 Women who is pregnant or breastfeeding	09A.23	DX	INJURY, POISONING AND CERTAIN OTHER CONSEQUENCES OF EXTERNAL CAUSES COMPLICATING THE PUERPERIUM	ICD-10-CM
19 Women who is pregnant or breastfeeding	09A.3	DX	PHYSICAL ABUSE COMPLICATING PREGNANCY, CHILDBIRTH AND THE PUERPERIUM	ICD-10-CM
19 Women who is pregnant or breastfeeding	09A.31	DX	PHYSICAL ABUSE COMPLICATING PREGNANCY	ICD-10-CM
19 Women who is pregnant or breastfeeding	09A.311	DX	PHYSICAL ABUSE COMPLICATING PREGNANCY, FIRST TRIMESTER	ICD-10-CM
19 Women who is pregnant or breastfeeding	09A.312	DX	PHYSICAL ABUSE COMPLICATING PREGNANCY, SECOND TRIMESTER	ICD-10-CM
19 Women who is pregnant or breastfeeding	09A.313	DX	PHYSICAL ABUSE COMPLICATING PREGNANCY, THIRD TRIMESTER	ICD-10-CM
19 Women who is pregnant or breastfeeding	09A.319	DX	PHYSICAL ABUSE COMPLICATING PREGNANCY, UNSPECIFIED TRIMESTER	ICD-10-CM
19 Women who is pregnant or breastfeeding	09A.32	DX	PHYSICAL ABUSE COMPLICATING CHILDBIRTH	ICD-10-CM
19 Women who is pregnant or breastfeeding	09A.33	DX	PHYSICAL ABUSE COMPLICATING THE PUERPERIUM	ICD-10-CM
19 Women who is pregnant or breastfeeding	09A.4	DX	SEXUAL ABUSE COMPLICATING PREGNANCY, CHILDBIRTH AND THE PUERPERIUM	ICD-10-CM
19 Women who is pregnant or breastfeeding	09A.41	DX	SEXUAL ABUSE COMPLICATING PREGNANCY	ICD-10-CM
19 Women who is pregnant or breastfeeding	09A.411	DX	SEXUAL ABUSE COMPLICATING PREGNANCY, FIRST TRIMESTER	ICD-10-CM
19 Women who is pregnant or breastfeeding	09A.412	DX	SEXUAL ABUSE COMPLICATING PREGNANCY, SECOND TRIMESTER	ICD-10-CM
19 Women who is pregnant or breastfeeding	09A.413	DX	SEXUAL ABUSE COMPLICATING PREGNANCY, THIRD TRIMESTER	ICD-10-CM
19 Women who is pregnant or breastfeeding	09A.419	DX	SEXUAL ABUSE COMPLICATING PREGNANCY, UNSPECIFIED TRIMESTER	ICD-10-CM
19 Women who is pregnant or breastfeeding	09A.42	DX	SEXUAL ABUSE COMPLICATING CHILDBIRTH	ICD-10-CM
19 Women who is pregnant or breastfeeding	09A.43	DX	SEXUAL ABUSE COMPLICATING THE PUERPERIUM	ICD-10-CM
19 Women who is pregnant or breastfeeding	09A.5	DX	PSYCHOLOGICAL ABUSE COMPLICATING PREGNANCY, CHILDBIRTH AND THE PUERPERIUM	ICD-10-CM
19 Women who is pregnant or breastfeeding	09A.51	DX	PSYCHOLOGICAL ABUSE COMPLICATING PREGNANCY	ICD-10-CM
19 Women who is pregnant or breastfeeding	09A.511	DX	PSYCHOLOGICAL ABUSE COMPLICATING PREGNANCY, FIRST TRIMESTER	ICD-10-CM
19 Women who is pregnant or breastfeeding	09A.512	DX	PSYCHOLOGICAL ABUSE COMPLICATING PREGNANCY, SECOND TRIMESTER	ICD-10-CM
19 Women who is pregnant or breastfeeding	09A.513	DX	PSYCHOLOGICAL ABUSE COMPLICATING PREGNANCY, THIRD TRIMESTER	ICD-10-CM
19 Women who is pregnant or breastfeeding	09A.519	DX	PSYCHOLOGICAL ABUSE COMPLICATING PREGNANCY, UNSPECIFIED TRIMESTER	ICD-10-CM
19 Women who is pregnant or breastfeeding	09A.52	DX	PSYCHOLOGICAL ABUSE COMPLICATING CHILDBIRTH	ICD-10-CM
19 Women who is pregnant or breastfeeding	09A.53	DX	PSYCHOLOGICAL ABUSE COMPLICATING THE PUERPERIUM	ICD-10-CM
19 Women who is pregnant or breastfeeding	P01.5	DX	NEWBORN AFFECTED BY MULTIPLE PREGNANCY	ICD-10-CM
19 Women who is pregnant or breastfeeding	P05.01	DX	NEWBORN LIGHT FOR GESTATIONAL AGE, LESS THAN 500 GRAMS	ICD-10-CM
19 Women who is pregnant or breastfeeding	P05.02	DX	NEWBORN LIGHT FOR GESTATIONAL AGE, 500-749 GRAMS	ICD-10-CM
19 Women who is pregnant or breastfeeding	P05.03	DX	NEWBORN LIGHT FOR GESTATIONAL AGE, 750-999 GRAMS	ICD-10-CM
19 Women who is pregnant or breastfeeding	P05.04	DX	NEWBORN LIGHT FOR GESTATIONAL AGE, 1000-1249 GRAMS	ICD-10-CM
19 Women who is pregnant or breastfeeding	P05.05	DX	NEWBORN LIGHT FOR GESTATIONAL AGE, 1250-1499 GRAMS	ICD-10-CM
19 Women who is pregnant or breastfeeding	P05.06	DX	NEWBORN LIGHT FOR GESTATIONAL AGE, 1500-1749 GRAMS	ICD-10-CM
19 Women who is pregnant or breastfeeding	P05.11	DX	NEWBORN SMALL FOR GESTATIONAL AGE, LESS THAN 500 GRAMS	ICD-10-CM
19 Women who is pregnant or breastfeeding	P05.12	DX	NEWBORN SMALL FOR GESTATIONAL AGE, 500-749 GRAMS	ICD-10-CM
19 Women who is pregnant or breastfeeding	P05.13	DX	NEWBORN SMALL FOR GESTATIONAL AGE, 750-999 GRAMS	ICD-10-CM
19 Women who is pregnant or breastfeeding	P05.14	DX	NEWBORN SMALL FOR GESTATIONAL AGE, 1000-1249 GRAMS	ICD-10-CM
19 Women who is pregnant or breastfeeding	P05.15	DX	NEWBORN SMALL FOR GESTATIONAL AGE, 1250-1499 GRAMS	ICD-10-CM
19 Women who is pregnant or breastfeeding	P05.16	DX	NEWBORN SMALL FOR GESTATIONAL AGE, 1500-1749 GRAMS	ICD-10-CM
19 Women who is pregnant or breastfeeding	P07.01	DX	EXTREMELY LOW BIRTH WEIGHT NEWBORN, LESS THAN 500 GRAMS	ICD-10-CM
19 Women who is pregnant or breastfeeding	P07.02	DX	EXTREMELY LOW BIRTH WEIGHT NEWBORN, 500-749 GRAMS	ICD-10-CM
19 Women who is pregnant or breastfeeding	P07.03	DX	EXTREMELY LOW BIRTH WEIGHT NEWBORN, 750-999 GRAMS	ICD-10-CM
19 Women who is pregnant or breastfeeding	P07.14	DX	OTHER LOW BIRTH WEIGHT NEWBORN, 1000-1249 GRAMS	ICD-10-CM
19 Women who is pregnant or breastfeeding	P07.15	DX	OTHER LOW BIRTH WEIGHT NEWBORN, 1250-1499 GRAMS	ICD-10-CM
19 Women who is pregnant or breastfeeding	P07.16	DX	OTHER LOW BIRTH WEIGHT NEWBORN, 1500-1749 GRAMS	ICD-10-CM
19 Women who is pregnant or breastfeeding	P07.2	DX	EXTREME IMMATURETY OF NEWBORN	ICD-10-CM
19 Women who is pregnant or breastfeeding	P07.20	DX	EXTREME IMMATURETY OF NEWBORN, UNSPECIFIED WEEKS OF GESTATION	ICD-10-CM
19 Women who is pregnant or breastfeeding	P07.21	DX	EXTREME IMMATURETY OF NEWBORN, GESTATIONAL AGE LESS THAN 23 COMPLETED WEEKS	ICD-10-CM
19 Women who is pregnant or breastfeeding	P07.22	DX	EXTREME IMMATURETY OF NEWBORN, GESTATIONAL AGE 23 COMPLETED WEEKS	ICD-10-CM
19 Women who is pregnant or breastfeeding	P07.23	DX	EXTREME IMMATURETY OF NEWBORN, GESTATIONAL AGE 24 COMPLETED WEEKS	ICD-10-CM
19 Women who is pregnant or breastfeeding	P07.24	DX	EXTREME IMMATURETY OF NEWBORN, GESTATIONAL AGE 25 COMPLETED WEEKS	ICD-10-CM
19 Women who is pregnant or breastfeeding	P07.25	DX	EXTREME IMMATURETY OF NEWBORN, GESTATIONAL AGE 26 COMPLETED WEEKS	ICD-10-CM
19 Women who is pregnant or breastfeeding	P07.26	DX	EXTREME IMMATURETY OF NEWBORN, GESTATIONAL AGE 27 COMPLETED WEEKS	ICD-10-CM
19 Women who is pregnant or breastfeeding	P07.3	DX	PRETERM (PREMATURE) NEWBORN [OTHER]	ICD-10-CM

19 Women who is pregnant or breastfeeding	P07.30	DX	PRETERM NEWBORN, UNSPECIFIED WEEKS OF GESTATION	ICD-10-CM
19 Women who is pregnant or breastfeeding	P07.31	DX	PRETERM NEWBORN, GESTATIONAL AGE 28 COMPLETED WEEKS	ICD-10-CM
19 Women who is pregnant or breastfeeding	P07.32	DX	PRETERM NEWBORN, GESTATIONAL AGE 29 COMPLETED WEEKS	ICD-10-CM
19 Women who is pregnant or breastfeeding	P07.33	DX	PRETERM NEWBORN, GESTATIONAL AGE 30 COMPLETED WEEKS	ICD-10-CM
19 Women who is pregnant or breastfeeding	P07.34	DX	PRETERM NEWBORN, GESTATIONAL AGE 31 COMPLETED WEEKS	ICD-10-CM
19 Women who is pregnant or breastfeeding	P07.35	DX	PRETERM NEWBORN, GESTATIONAL AGE 32 COMPLETED WEEKS	ICD-10-CM
19 Women who is pregnant or breastfeeding	P07.36	DX	PRETERM NEWBORN, GESTATIONAL AGE 33 COMPLETED WEEKS	ICD-10-CM
19 Women who is pregnant or breastfeeding	P07.37	DX	PRETERM NEWBORN, GESTATIONAL AGE 34 COMPLETED WEEKS	ICD-10-CM
19 Women who is pregnant or breastfeeding	P07.38	DX	PRETERM NEWBORN, GESTATIONAL AGE 35 COMPLETED WEEKS	ICD-10-CM
19 Women who is pregnant or breastfeeding	P07.39	DX	PRETERM NEWBORN, GESTATIONAL AGE 36 COMPLETED WEEKS	ICD-10-CM
19 Women who is pregnant or breastfeeding	P08.2	DX	LATE NEWBORN, NOT HEAVY FOR GESTATIONAL AGE	ICD-10-CM
19 Women who is pregnant or breastfeeding	P08.21	DX	POST-TERM NEWBORN	ICD-10-CM
19 Women who is pregnant or breastfeeding	P08.22	DX	PROLONGED GESTATION OF NEWBORN	ICD-10-CM
19 Women who is pregnant or breastfeeding	P61.2	DX	ANEMIA OF PREMATURITY	ICD-10-CM
19 Women who is pregnant or breastfeeding	Z32.01	DX	ENCOUNTER FOR PREGNANCY TEST, RESULT POSITIVE	ICD-10-CM
19 Women who is pregnant or breastfeeding	Z33	DX	PREGNANT STATE	ICD-10-CM
19 Women who is pregnant or breastfeeding	Z33.1	DX	PREGNANT STATE, INCIDENTAL	ICD-10-CM
19 Women who is pregnant or breastfeeding	Z33.2	DX	ENCOUNTER FOR ELECTIVE TERMINATION OF PREGNANCY	ICD-10-CM
19 Women who is pregnant or breastfeeding	Z33.3	DX	PREGNANT STATE, GESTATIONAL CARRIER	ICD-10-CM
19 Women who is pregnant or breastfeeding	Z34	DX	ENCOUNTER FOR SUPERVISION OF NORMAL PREGNANCY	ICD-10-CM
19 Women who is pregnant or breastfeeding	Z34.0	DX	ENCOUNTER FOR SUPERVISION OF NORMAL FIRST PREGNANCY	ICD-10-CM
19 Women who is pregnant or breastfeeding	Z34.00	DX	ENCOUNTER FOR SUPERVISION OF NORMAL FIRST PREGNANCY, UNSPECIFIED TRIMESTER	ICD-10-CM
19 Women who is pregnant or breastfeeding	Z34.01	DX	ENCOUNTER FOR SUPERVISION OF NORMAL FIRST PREGNANCY, FIRST TRIMESTER	ICD-10-CM
19 Women who is pregnant or breastfeeding	Z34.02	DX	ENCOUNTER FOR SUPERVISION OF NORMAL FIRST PREGNANCY, SECOND TRIMESTER	ICD-10-CM
19 Women who is pregnant or breastfeeding	Z34.03	DX	ENCOUNTER FOR SUPERVISION OF NORMAL FIRST PREGNANCY, THIRD TRIMESTER	ICD-10-CM
19 Women who is pregnant or breastfeeding	Z34.8	DX	ENCOUNTER FOR SUPERVISION OF OTHER NORMAL PREGNANCY	ICD-10-CM
19 Women who is pregnant or breastfeeding	Z34.80	DX	ENCOUNTER FOR SUPERVISION OF OTHER NORMAL PREGNANCY, UNSPECIFIED TRIMESTER	ICD-10-CM
19 Women who is pregnant or breastfeeding	Z34.81	DX	ENCOUNTER FOR SUPERVISION OF OTHER NORMAL PREGNANCY, FIRST TRIMESTER	ICD-10-CM
19 Women who is pregnant or breastfeeding	Z34.82	DX	ENCOUNTER FOR SUPERVISION OF OTHER NORMAL PREGNANCY, SECOND TRIMESTER	ICD-10-CM
19 Women who is pregnant or breastfeeding	Z34.83	DX	ENCOUNTER FOR SUPERVISION OF OTHER NORMAL PREGNANCY, THIRD TRIMESTER	ICD-10-CM
19 Women who is pregnant or breastfeeding	Z34.9	DX	ENCOUNTER FOR SUPERVISION OF NORMAL PREGNANCY, UNSPECIFIED TRIMESTER	ICD-10-CM
19 Women who is pregnant or breastfeeding	Z36.1	DX	ENCOUNTER FOR ANTENATAL SCREENING FOR RAISED ALPHAFETOPROTEIN LEVEL	ICD-10-CM
19 Women who is pregnant or breastfeeding	Z36.3	DX	ENCOUNTER FOR ANTENATAL SCREENING FOR MALFORMATIONS	ICD-10-CM
19 Women who is pregnant or breastfeeding	Z36.4	DX	ENCOUNTER FOR ANTENATAL SCREENING FOR FETAL GROWTH RETARDATION	ICD-10-CM
19 Women who is pregnant or breastfeeding	Z36.84	DX	ENCOUNTER FOR ANTENATAL SCREENING FOR FETAL LUNG MATURITY	ICD-10-CM
19 Women who is pregnant or breastfeeding	Z36.85	DX	ENCOUNTER FOR ANTENATAL SCREENING FOR STREPTOCOCCUS B	ICD-10-CM
19 Women who is pregnant or breastfeeding	Z36.87	DX	ENCOUNTER FOR ANTENATAL SCREENING FOR UNCERTAIN DATES	ICD-10-CM
19 Women who is pregnant or breastfeeding	Z36.89	DX	ENCOUNTER FOR OTHER SPECIFIED ANTENATAL SCREENING	ICD-10-CM
19 Women who is pregnant or breastfeeding	Z36.9	DX	ENCOUNTER FOR ANTENATAL SCREENING, UNSPECIFIED	ICD-10-CM
19 Women who is pregnant or breastfeeding	Z37.5	DX	OTHER MULTIPLE BIRTHS, ALL LIVEBORN	ICD-10-CM
19 Women who is pregnant or breastfeeding	Z37.50	DX	MULTIPLE BIRTHS, UNSPECIFIED, ALL LIVEBORN	ICD-10-CM
19 Women who is pregnant or breastfeeding	Z37.51	DX	TRIPLETS, ALL LIVEBORN	ICD-10-CM
19 Women who is pregnant or breastfeeding	Z37.52	DX	QUADRUPLETS, ALL LIVEBORN	ICD-10-CM
19 Women who is pregnant or breastfeeding	Z37.54	DX	SEXTUPLETS, ALL LIVEBORN	ICD-10-CM
19 Women who is pregnant or breastfeeding	Z37.59	DX	OTHER MULTIPLE BIRTHS, ALL LIVEBORN	ICD-10-CM
19 Women who is pregnant or breastfeeding	Z37.6	DX	OTHER MULTIPLE BIRTHS, SOME LIVEBORN	ICD-10-CM
19 Women who is pregnant or breastfeeding	Z37.60	DX	MULTIPLE BIRTHS, UNSPECIFIED, SOME LIVEBORN	ICD-10-CM
19 Women who is pregnant or breastfeeding	Z37.61	DX	TRIPLETS, SOME LIVEBORN	ICD-10-CM
19 Women who is pregnant or breastfeeding	Z37.62	DX	QUADRUPLETS, SOME LIVEBORN	ICD-10-CM
19 Women who is pregnant or breastfeeding	Z37.69	DX	OTHER MULTIPLE BIRTHS, SOME LIVEBORN	ICD-10-CM
19 Women who is pregnant or breastfeeding	Z38.3	DX	TWIN LIVEBORN INFANT, BORN IN HOSPITAL	ICD-10-CM
19 Women who is pregnant or breastfeeding	Z38.31	DX	TWIN LIVEBORN INFANT, DELIVERED BY CESAREAN	ICD-10-CM
19 Women who is pregnant or breastfeeding	Z38.4	DX	TWIN LIVEBORN INFANT, BORN OUTSIDE HOSPITAL	ICD-10-CM
19 Women who is pregnant or breastfeeding	Z38.5	DX	TWIN LIVEBORN INFANT, UNSPECIFIED AS TO PLACE OF BIRTH	ICD-10-CM
19 Women who is pregnant or breastfeeding	Z38.6	DX	OTHER MULTIPLE LIVEBORN INFANT, BORN IN HOSPITAL	ICD-10-CM
19 Women who is pregnant or breastfeeding	Z38.62	DX	TRIPLET LIVEBORN INFANT, DELIVERED BY CESAREAN	ICD-10-CM
19 Women who is pregnant or breastfeeding	Z38.64	DX	QUADRUPLET LIVEBORN INFANT, DELIVERED BY CESAREAN	ICD-10-CM

19 Women who is pregnant or breastfeeding	Z38.66	DX	QUINTUPLET LIVEBORN INFANT, DELIVERED BY CESAREAN	ICD-10-CM
19 Women who is pregnant or breastfeeding	Z38.69	DX	OTHER MULTIPLE LIVEBORN INFANT, DELIVERED BY CESAREAN	ICD-10-CM
19 Women who is pregnant or breastfeeding	Z38.7	DX	OTHER MULTIPLE LIVEBORN INFANT, BORN OUTSIDE HOSPITAL	ICD-10-CM
19 Women who is pregnant or breastfeeding	Z38.8	DX	OTHER MULTIPLE LIVEBORN INFANT, UNSPECIFIED AS TO PLACE OF BIRTH	ICD-10-CM
19 Women who is pregnant or breastfeeding	Z39	DX	ENCOUNTER FOR MATERNAL POSTPARTUM CARE AND EXAMINATION	ICD-10-CM
19 Women who is pregnant or breastfeeding	Z39.0	DX	ENCOUNTER FOR CARE AND EXAMINATION OF MOTHER IMMEDIATELY AFTER DELIVERY	ICD-10-CM
19 Women who is pregnant or breastfeeding	Z39.2	DX	ENCOUNTER FOR ROUTINE POSTPARTUM FOLLOW-UP	ICD-10-CM
19 Women who is pregnant or breastfeeding	Z3A	DX	WEEKS OF GESTATION	ICD-10-CM
19 Women who is pregnant or breastfeeding	Z3A.0	DX	WEEKS OF GESTATION OF PREGNANCY, UNSPECIFIED OR LESS THAN 10 WEEKS	ICD-10-CM
19 Women who is pregnant or breastfeeding	Z3A.01	DX	LESS THAN 8 WEEKS GESTATION OF PREGNANCY	ICD-10-CM
19 Women who is pregnant or breastfeeding	Z3A.09	DX	9 WEEKS GESTATION OF PREGNANCY	ICD-10-CM
19 Women who is pregnant or breastfeeding	Z3A.1	DX	WEEKS OF GESTATION OF PREGNANCY, WEEKS 10-19	ICD-10-CM
19 Women who is pregnant or breastfeeding	Z3A.12	DX	12 WEEKS GESTATION OF PREGNANCY	ICD-10-CM
19 Women who is pregnant or breastfeeding	Z3A.13	DX	13 WEEKS GESTATION OF PREGNANCY	ICD-10-CM
19 Women who is pregnant or breastfeeding	Z3A.14	DX	14 WEEKS GESTATION OF PREGNANCY	ICD-10-CM
19 Women who is pregnant or breastfeeding	Z3A.16	DX	16 WEEKS GESTATION OF PREGNANCY	ICD-10-CM
19 Women who is pregnant or breastfeeding	Z3A.17	DX	17 WEEKS GESTATION OF PREGNANCY	ICD-10-CM
19 Women who is pregnant or breastfeeding	Z3A.18	DX	18 WEEKS GESTATION OF PREGNANCY	ICD-10-CM
19 Women who is pregnant or breastfeeding	Z3A.19	DX	19 WEEKS GESTATION OF PREGNANCY	ICD-10-CM
19 Women who is pregnant or breastfeeding	Z3A.24	DX	24 WEEKS GESTATION OF PREGNANCY	ICD-10-CM
19 Women who is pregnant or breastfeeding	Z3A.25	DX	25 WEEKS GESTATION OF PREGNANCY	ICD-10-CM
19 Women who is pregnant or breastfeeding	Z3A.26	DX	26 WEEKS GESTATION OF PREGNANCY	ICD-10-CM
19 Women who is pregnant or breastfeeding	Z3A.27	DX	27 WEEKS GESTATION OF PREGNANCY	ICD-10-CM
19 Women who is pregnant or breastfeeding	Z3A.28	DX	28 WEEKS GESTATION OF PREGNANCY	ICD-10-CM
19 Women who is pregnant or breastfeeding	Z3A.29	DX	29 WEEKS GESTATION OF PREGNANCY	ICD-10-CM
19 Women who is pregnant or breastfeeding	Z3A.3	DX	WEEKS OF GESTATION OF PREGNANCY, WEEKS 30-29	ICD-10-CM
19 Women who is pregnant or breastfeeding	Z3A.32	DX	32 WEEKS GESTATION OF PREGNANCY	ICD-10-CM
19 Women who is pregnant or breastfeeding	Z3A.33	DX	33 WEEKS GESTATION OF PREGNANCY	ICD-10-CM
19 Women who is pregnant or breastfeeding	Z3A.34	DX	34 WEEKS GESTATION OF PREGNANCY	ICD-10-CM
19 Women who is pregnant or breastfeeding	Z3A.39	DX	39 WEEKS GESTATION OF PREGNANCY	ICD-10-CM
19 Women who is pregnant or breastfeeding	Z3A.40	DX	40 WEEKS GESTATION OF PREGNANCY	ICD-10-CM
19 Women who is pregnant or breastfeeding	Z3A.41	DX	41 WEEKS GESTATION OF PREGNANCY	ICD-10-CM
19 Women who is pregnant or breastfeeding	Z3A.49	DX	GREATER THAN 42 WEEKS GESTATION OF PREGNANCY	ICD-10-CM
19 Women who is pregnant or breastfeeding	Z34.90	DX	ENCOUNTER FOR SUPERVISION OF NORMAL PREGNANCY, UNSPECIFIED, UNSPECIFIED TRIMESTER	ICD-10-CM
19 Women who is pregnant or breastfeeding	Z34.91	DX	ENCOUNTER FOR SUPERVISION OF NORMAL PREGNANCY, UNSPECIFIED, FIRST TRIMESTER	ICD-10-CM
19 Women who is pregnant or breastfeeding	Z34.92	DX	ENCOUNTER FOR SUPERVISION OF NORMAL PREGNANCY, UNSPECIFIED, SECOND TRIMESTER	ICD-10-CM
19 Women who is pregnant or breastfeeding	Z34.93	DX	ENCOUNTER FOR SUPERVISION OF NORMAL PREGNANCY, UNSPECIFIED, THIRD TRIMESTER	ICD-10-CM
19 Women who is pregnant or breastfeeding	Z36	DX	ENCOUNTER FOR ANTENATAL SCREENING OF MOTHER	ICD-10-CM
19 Women who is pregnant or breastfeeding	Z36.0	DX	ENCOUNTER FOR ANTENATAL SCREENING FOR CHROMOSOMAL ANOMALIES	ICD-10-CM
19 Women who is pregnant or breastfeeding	Z36.2	DX	ENCOUNTER FOR OTHER ANTENATAL SCREENING FOLLOW-UP	ICD-10-CM
19 Women who is pregnant or breastfeeding	Z36.5	DX	ENCOUNTER FOR ANTENATAL SCREENING FOR ISOIMMUNIZATION	ICD-10-CM
19 Women who is pregnant or breastfeeding	Z36.8	DX	ENCOUNTER FOR OTHER ANTENATAL SCREENING	ICD-10-CM
19 Women who is pregnant or breastfeeding	Z36.81	DX	ENCOUNTER FOR ANTENATAL SCREENING FOR HYDROPS FETALIS	ICD-10-CM
19 Women who is pregnant or breastfeeding	Z36.82	DX	ENCOUNTER FOR ANTENATAL SCREENING FOR NUCHAL TRANSLUCENCY	ICD-10-CM
19 Women who is pregnant or breastfeeding	Z36.83	DX	ENCOUNTER FOR FETAL SCREENING FOR CONGENITAL CARDIAC ABNORMALITIES	ICD-10-CM
19 Women who is pregnant or breastfeeding	Z36.86	DX	ENCOUNTER FOR ANTENATAL SCREENING FOR CERVICAL LENGTH	ICD-10-CM
19 Women who is pregnant or breastfeeding	Z36.88	DX	ENCOUNTER FOR ANTENATAL SCREENING FOR FETAL MACROSOMIA	ICD-10-CM
19 Women who is pregnant or breastfeeding	Z36.8A	DX	ENCOUNTER FOR ANTENATAL SCREENING FOR OTHER GENETIC DEFECTS	ICD-10-CM
19 Women who is pregnant or breastfeeding	Z37.2	DX	TWINS, BOTH LIVEBORN	ICD-10-CM
19 Women who is pregnant or breastfeeding	Z37.3	DX	TWINS, ONE LIVEBORN AND ONE STILLBORN	ICD-10-CM
19 Women who is pregnant or breastfeeding	Z37.53	DX	QUINTUPLETS, ALL LIVEBORN	ICD-10-CM
19 Women who is pregnant or breastfeeding	Z37.63	DX	QUINTUPLETS, SOME LIVEBORN	ICD-10-CM
19 Women who is pregnant or breastfeeding	Z37.64	DX	SEXTUPLETS, SOME LIVEBORN	ICD-10-CM
19 Women who is pregnant or breastfeeding	Z38.30	DX	TWIN LIVEBORN INFANT, DELIVERED VAGINALLY	ICD-10-CM
19 Women who is pregnant or breastfeeding	Z38.61	DX	TRIPLET LIVEBORN INFANT, DELIVERED VAGINALLY	ICD-10-CM
19 Women who is pregnant or breastfeeding	Z38.63	DX	QUADRUPLET LIVEBORN INFANT, DELIVERED VAGINALLY	ICD-10-CM
19 Women who is pregnant or breastfeeding	Z38.65	DX	QUINTUPLET LIVEBORN INFANT, DELIVERED VAGINALLY	ICD-10-CM
19 Women who is pregnant or breastfeeding	Z38.68	DX	OTHER MULTIPLE LIVEBORN INFANT, DELIVERED VAGINALLY	ICD-10-CM
19 Women who is pregnant or breastfeeding	Z39.1	DX	ENCOUNTER FOR CARE AND EXAMINATION OF LACTATING MOTHER	ICD-10-CM
19 Women who is pregnant or breastfeeding	Z3A.00	DX	WEEKS OF GESTATION OF PREGNANCY NOT SPECIFIED	ICD-10-CM

19 Women who is pregnant or breastfeeding	Z3A.08	DX	8 WEEKS GESTATION OF PREGNANCY	ICD-10-CM
19 Women who is pregnant or breastfeeding	Z3A.10	DX	10 WEEKS GESTATION OF PREGNANCY	ICD-10-CM
19 Women who is pregnant or breastfeeding	Z3A.11	DX	11 WEEKS GESTATION OF PREGNANCY	ICD-10-CM
19 Women who is pregnant or breastfeeding	Z3A.15	DX	15 WEEKS GESTATION OF PREGNANCY	ICD-10-CM
19 Women who is pregnant or breastfeeding	Z3A.2	DX	WEEKS OF GESTATION OF PREGNANCY, WEEKS 20-29	ICD-10-CM
19 Women who is pregnant or breastfeeding	Z3A.20	DX	20 WEEKS GESTATION OF PREGNANCY	ICD-10-CM
19 Women who is pregnant or breastfeeding	Z3A.21	DX	21 WEEKS GESTATION OF PREGNANCY	ICD-10-CM
19 Women who is pregnant or breastfeeding	Z3A.22	DX	22 WEEKS GESTATION OF PREGNANCY	ICD-10-CM
19 Women who is pregnant or breastfeeding	Z3A.23	DX	23 WEEKS GESTATION OF PREGNANCY	ICD-10-CM
19 Women who is pregnant or breastfeeding	Z3A.30	DX	30 WEEKS GESTATION OF PREGNANCY	ICD-10-CM
19 Women who is pregnant or breastfeeding	Z3A.31	DX	31 WEEKS GESTATION OF PREGNANCY	ICD-10-CM
19 Women who is pregnant or breastfeeding	Z3A.35	DX	35 WEEKS GESTATION OF PREGNANCY	ICD-10-CM
19 Women who is pregnant or breastfeeding	Z3A.36	DX	36 WEEKS GESTATION OF PREGNANCY	ICD-10-CM
19 Women who is pregnant or breastfeeding	Z3A.37	DX	37 WEEKS GESTATION OF PREGNANCY	ICD-10-CM
19 Women who is pregnant or breastfeeding	Z3A.38	DX	38 WEEKS GESTATION OF PREGNANCY	ICD-10-CM
19 Women who is pregnant or breastfeeding	Z3A.4	DX	WEEKS OF GESTATION OF PREGNANCY, WEEKS 40 OR GREATER	ICD-10-CM
19 Women who is pregnant or breastfeeding	Z3A.42	DX	42 WEEKS GESTATION OF PREGNANCY	ICD-10-CM

3	Coronary revascularization	02734EZ	PX	ICD-10-PCS	DILATION OF CORONARY ARTERY, FOUR OR MORE ARTERIES WITH TWO INTRALUMINAL DEVICES, PERCUTANEOUS ENDOSCOPIC APPROACH	Any setting
3	Coronary revascularization	02734F6	PX	ICD-10-PCS	DILATION OF CORONARY ARTERY, FOUR OR MORE ARTERIES, BIFURCATION, WITH THREE INTRALUMINAL DEVICES, PERCUTANEOUS ENDOSCOPIC APPROACH	Any setting
3	Coronary revascularization	02734FZ	PX	ICD-10-PCS	DILATION OF CORONARY ARTERY, FOUR OR MORE ARTERIES WITH THREE INTRALUMINAL DEVICES, PERCUTANEOUS ENDOSCOPIC APPROACH	Any setting
3	Coronary revascularization	02734G6	PX	ICD-10-PCS	DILATION OF CORONARY ARTERY, FOUR OR MORE ARTERIES, BIFURCATION, WITH FOUR OR MORE INTRALUMINAL DEVICES, PERCUTANEOUS ENDOSCOPIC APPROACH	Any setting
3	Coronary revascularization	02734GZ	PX	ICD-10-PCS	DILATION OF CORONARY ARTERY, FOUR OR MORE ARTERIES WITH FOUR OR MORE INTRALUMINAL DEVICES, PERCUTANEOUS ENDOSCOPIC APPROACH	Any setting
3	Coronary revascularization	02734T6	PX	ICD-10-PCS	DILATION OF CORONARY ARTERY, FOUR OR MORE ARTERIES, BIFURCATION, WITH RADIOACTIVE INTRALUMINAL DEVICE, PERCUTANEOUS ENDOSCOPIC APPROACH	Any setting
3	Coronary revascularization	02734TZ	PX	ICD-10-PCS	DILATION OF CORONARY ARTERY, FOUR OR MORE ARTERIES WITH RADIOACTIVE INTRALUMINAL DEVICE, PERCUTANEOUS ENDOSCOPIC APPROACH	Any setting
3	Coronary revascularization	02734Z6	PX	ICD-10-PCS	DILATION OF CORONARY ARTERY, FOUR OR MORE ARTERIES, BIFURCATION, PERCUTANEOUS ENDOSCOPIC APPROACH	Any setting
3	Coronary revascularization	02734ZZ	PX	ICD-10-PCS	DILATION OF CORONARY ARTERY, FOUR OR MORE ARTERIES, PERCUTANEOUS ENDOSCOPIC APPROACH	Any setting
3	Coronary revascularization	02C00Z6	PX	ICD-10-PCS	EXTIRPATION OF MATTER FROM CORONARY ARTERY, ONE ARTERY, BIFURCATION, OPEN APPROACH	Any setting
3	Coronary revascularization	02C00ZZ	PX	ICD-10-PCS	EXTIRPATION OF MATTER FROM CORONARY ARTERY, ONE ARTERY, OPEN APPROACH	Any setting
3	Coronary revascularization	02C03Z6	PX	ICD-10-PCS	EXTIRPATION OF MATTER FROM CORONARY ARTERY, ONE ARTERY, BIFURCATION, PERCUTANEOUS APPROACH	Any setting
3	Coronary revascularization	02C03ZZ	PX	ICD-10-PCS	EXTIRPATION OF MATTER FROM CORONARY ARTERY, ONE ARTERY, PERCUTANEOUS APPROACH	Any setting
3	Coronary revascularization	02C04Z6	PX	ICD-10-PCS	EXTIRPATION OF MATTER FROM CORONARY ARTERY, ONE ARTERY, BIFURCATION, PERCUTANEOUS ENDOSCOPIC APPROACH	Any setting
3	Coronary revascularization	02C04ZZ	PX	ICD-10-PCS	EXTIRPATION OF MATTER FROM CORONARY ARTERY, ONE ARTERY, PERCUTANEOUS ENDOSCOPIC APPROACH	Any setting
3	Coronary revascularization	02C10Z6	PX	ICD-10-PCS	EXTIRPATION OF MATTER FROM CORONARY ARTERY, TWO ARTERIES, BIFURCATION, OPEN APPROACH	Any setting
3	Coronary revascularization	02C10ZZ	PX	ICD-10-PCS	EXTIRPATION OF MATTER FROM CORONARY ARTERY, TWO ARTERIES, OPEN APPROACH	Any setting
3	Coronary revascularization	02C13Z6	PX	ICD-10-PCS	EXTIRPATION OF MATTER FROM CORONARY ARTERY, TWO ARTERIES, BIFURCATION, PERCUTANEOUS APPROACH	Any setting
3	Coronary revascularization	02C13ZZ	PX	ICD-10-PCS	EXTIRPATION OF MATTER FROM CORONARY ARTERY, TWO ARTERIES, PERCUTANEOUS APPROACH	Any setting
3	Coronary revascularization	02C14Z6	PX	ICD-10-PCS	EXTIRPATION OF MATTER FROM CORONARY ARTERY, TWO ARTERIES, BIFURCATION, PERCUTANEOUS ENDOSCOPIC APPROACH	Any setting
3	Coronary revascularization	02C14ZZ	PX	ICD-10-PCS	EXTIRPATION OF MATTER FROM CORONARY ARTERY, TWO ARTERIES, PERCUTANEOUS ENDOSCOPIC APPROACH	Any setting
3	Coronary revascularization	02C20Z6	PX	ICD-10-PCS	EXTIRPATION OF MATTER FROM CORONARY ARTERY, THREE ARTERIES, BIFURCATION, OPEN APPROACH	Any setting
3	Coronary revascularization	02C20ZZ	PX	ICD-10-PCS	EXTIRPATION OF MATTER FROM CORONARY ARTERY, THREE ARTERIES, OPEN APPROACH	Any setting
3	Coronary revascularization	02C23Z6	PX	ICD-10-PCS	EXTIRPATION OF MATTER FROM CORONARY ARTERY, THREE ARTERIES, BIFURCATION, PERCUTANEOUS APPROACH	Any setting
3	Coronary revascularization	02C23ZZ	PX	ICD-10-PCS	EXTIRPATION OF MATTER FROM CORONARY ARTERY, THREE ARTERIES, PERCUTANEOUS APPROACH	Any setting
3	Coronary revascularization	02C24Z6	PX	ICD-10-PCS	EXTIRPATION OF MATTER FROM CORONARY ARTERY, THREE ARTERIES, BIFURCATION, PERCUTANEOUS ENDOSCOPIC APPROACH	Any setting
3	Coronary revascularization	02C24ZZ	PX	ICD-10-PCS	EXTIRPATION OF MATTER FROM CORONARY ARTERY, THREE ARTERIES, PERCUTANEOUS ENDOSCOPIC APPROACH	Any setting
3	Coronary revascularization	02C30Z6	PX	ICD-10-PCS	EXTIRPATION OF MATTER FROM CORONARY ARTERY, FOUR OR MORE ARTERIES, BIFURCATION, OPEN APPROACH	Any setting
3	Coronary revascularization	02C30ZZ	PX	ICD-10-PCS	EXTIRPATION OF MATTER FROM CORONARY ARTERY, FOUR OR MORE ARTERIES, OPEN APPROACH	Any setting
3	Coronary revascularization	02C33Z6	PX	ICD-10-PCS	EXTIRPATION OF MATTER FROM CORONARY ARTERY, FOUR OR MORE ARTERIES, BIFURCATION, PERCUTANEOUS APPROACH	Any setting
3	Coronary revascularization	02C33ZZ	PX	ICD-10-PCS	EXTIRPATION OF MATTER FROM CORONARY ARTERY, FOUR OR MORE ARTERIES, PERCUTANEOUS APPROACH	Any setting
3	Coronary revascularization	02C34Z6	PX	ICD-10-PCS	EXTIRPATION OF MATTER FROM CORONARY ARTERY, FOUR OR MORE ARTERIES, BIFURCATION, PERCUTANEOUS ENDOSCOPIC APPROACH	Any setting
3	Coronary revascularization	02C34ZZ	PX	ICD-10-PCS	EXTIRPATION OF MATTER FROM CORONARY ARTERY, FOUR OR MORE ARTERIES, PERCUTANEOUS ENDOSCOPIC APPROACH	Any setting
3	Coronary revascularization	02QA0ZZ	PX	ICD-10-PCS	REPAIR HEART, OPEN APPROACH	Any setting
3	Coronary revascularization	02QA3ZZ	PX	ICD-10-PCS	REPAIR HEART, PERCUTANEOUS APPROACH	Any setting
3	Coronary revascularization	02QA4ZZ	PX	ICD-10-PCS	REPAIR HEART, PERCUTANEOUS ENDOSCOPIC APPROACH	Any setting
3	Coronary revascularization	02QB0ZZ	PX	ICD-10-PCS	REPAIR RIGHT HEART, OPEN APPROACH	Any setting
3	Coronary revascularization	02QB3ZZ	PX	ICD-10-PCS	REPAIR RIGHT HEART, PERCUTANEOUS APPROACH	Any setting
3	Coronary revascularization	02QB4ZZ	PX	ICD-10-PCS	REPAIR RIGHT HEART, PERCUTANEOUS ENDOSCOPIC APPROACH	Any setting
3	Coronary revascularization	02QC0ZZ	PX	ICD-10-PCS	REPAIR LEFT HEART, OPEN APPROACH	Any setting
3	Coronary revascularization	02QC3ZZ	PX	ICD-10-PCS	REPAIR LEFT HEART, PERCUTANEOUS APPROACH	Any setting
3	Coronary revascularization	02QC4ZZ	PX	ICD-10-PCS	REPAIR LEFT HEART, PERCUTANEOUS ENDOSCOPIC APPROACH	Any setting
3	Coronary revascularization	33140	PX	CPT/HCPCS	TRANSMYOCARDIAL LASER REVASCULARIZATION, BY THORACOTOMY; (SEPARATE PROCEDURE)	Any setting
3	Coronary revascularization	33141	PX	CPT/HCPCS	TRANSMYOCARDIAL LASER REVASCULARIZATION, BY THORACOTOMY; PERFORMED AT THE TIME OF OTHER OPEN CARDIAC PROCEDURE(S) (LIST SEPARATELY IN ADDITION TO CODE FOR PRIMARY PROCEDURE)	Any setting
3	Coronary revascularization	33510	PX	CPT/HCPCS	CORONARY ARTERY BYPASS, VEIN ONLY; SINGLE CORONARY VENOUS GRAFT	Any setting
3	Coronary revascularization	33511	PX	CPT/HCPCS	CORONARY ARTERY BYPASS, VEIN ONLY; 2 CORONARY VENOUS GRAFTS	Any setting
3	Coronary revascularization	33512	PX	CPT/HCPCS	CORONARY ARTERY BYPASS, VEIN ONLY; 3 CORONARY VENOUS GRAFTS	Any setting
3	Coronary revascularization	33513	PX	CPT/HCPCS	CORONARY ARTERY BYPASS, VEIN ONLY; 4 CORONARY VENOUS GRAFTS	Any setting
3	Coronary revascularization	33514	PX	CPT/HCPCS	CORONARY ARTERY BYPASS, VEIN ONLY; 5 CORONARY VENOUS GRAFTS	Any setting
3	Coronary revascularization	33516	PX	CPT/HCPCS	CORONARY ARTERY BYPASS, VEIN ONLY; 6 OR MORE CORONARY VENOUS GRAFTS	Any setting
3	Coronary revascularization	33517	PX	CPT/HCPCS	CORONARY ARTERY BYPASS, USING VENOUS GRAFT(S) AND ARTERIAL GRAFT(S); SINGLE VEIN GRAFT (LIST SEPARATELY IN ADDITION TO CODE FOR PRIMARY PROCEDURE)	Any setting
3	Coronary revascularization	33518	PX	CPT/HCPCS	CORONARY ARTERY BYPASS, USING VENOUS GRAFT(S) AND ARTERIAL GRAFT(S); 2 VENOUS GRAFTS (LIST SEPARATELY IN ADDITION TO CODE FOR PRIMARY PROCEDURE)	Any setting
3	Coronary revascularization	33519	PX	CPT/HCPCS	CORONARY ARTERY BYPASS, USING VENOUS GRAFT(S) AND ARTERIAL GRAFT(S); 3 VENOUS GRAFTS (LIST SEPARATELY IN ADDITION TO CODE FOR PRIMARY PROCEDURE)	Any setting

3	Coronary revascularization	33521	PX	CPT/HCPCS	CORONARY ARTERY BYPASS, USING VENOUS GRAFT(S) AND ARTERIAL GRAFT(S); 4 VENOUS GRAFTS (LIST SEPARATELY IN ADDITION TO CODE FOR PRIMARY PROCEDURE)	Any setting
3	Coronary revascularization	33522	PX	CPT/HCPCS	CORONARY ARTERY BYPASS, USING VENOUS GRAFT(S) AND ARTERIAL GRAFT(S); 5 VENOUS GRAFTS (LIST SEPARATELY IN ADDITION TO CODE FOR PRIMARY PROCEDURE)	Any setting
3	Coronary revascularization	33523	PX	CPT/HCPCS	CORONARY ARTERY BYPASS, USING VENOUS GRAFT(S) AND ARTERIAL GRAFT(S); 6 OR MORE VENOUS GRAFTS (LIST SEPARATELY IN ADDITION TO CODE FOR PRIMARY PROCEDURE)	Any setting
3	Coronary revascularization	33530	PX	CPT/HCPCS	REOPERATION, CORONARY ARTERY BYPASS PROCEDURE OR VALVE PROCEDURE, MORE THAN 1 MONTH AFTER ORIGINAL OPERATION (LIST SEPARATELY IN ADDITION TO CODE FOR PRIMARY PROCEDURE)	Any setting
3	Coronary revascularization	33533	PX	CPT/HCPCS	CORONARY ARTERY BYPASS, USING ARTERIAL GRAFT(S); SINGLE ARTERIAL GRAFT	Any setting
3	Coronary revascularization	33534	PX	CPT/HCPCS	CORONARY ARTERY BYPASS, USING ARTERIAL GRAFT(S); 2 CORONARY ARTERIAL GRAFTS	Any setting
3	Coronary revascularization	33535	PX	CPT/HCPCS	CORONARY ARTERY BYPASS, USING ARTERIAL GRAFT(S); 3 CORONARY ARTERIAL GRAFTS	Any setting
3	Coronary revascularization	33536	PX	CPT/HCPCS	CORONARY ARTERY BYPASS, USING ARTERIAL GRAFT(S); 4 OR MORE CORONARY ARTERIAL GRAFTS	Any setting
3	Coronary revascularization	33545	PX	CPT/HCPCS	REPAIR OF POSTINFARCTION VENTRICULAR SEPTAL DEFECT, WITH OR WITHOUT MYOCARDIAL RESECTION	Any setting
3	Coronary revascularization	33572	PX	CPT/HCPCS	CORONARY ENDARTERECTOMY, OPEN, ANY METHOD, OF LEFT ANTERIOR DESCENDING, CIRCUMFLEX, OR RIGHT CORONARY ARTERY PERFORMED IN CONJUNCTION WITH CORONARY ARTERY BYPASS GRAFT PROCEDURE, EACH VESSEL (LIST SEPARATELY IN ADDITION TO PRIMARY PROCEDURE)	Any setting
3	Coronary revascularization	92920	PX	CPT/HCPCS	PERCUTANEOUS TRANSLUMINAL CORONARY ANGIOPLASTY; SINGLE MAJOR CORONARY ARTERY OR BRANCH	Any setting
3	Coronary revascularization	92921	PX	CPT/HCPCS	PERCUTANEOUS TRANSLUMINAL CORONARY ANGIOPLASTY; EACH ADDITIONAL BRANCH OF A MAJOR CORONARY ARTERY (LIST SEPARATELY IN ADDITION TO CODE FOR PRIMARY PROCEDURE)	Any setting
3	Coronary revascularization	92924	PX	CPT/HCPCS	PERCUTANEOUS TRANSLUMINAL CORONARY ATHERECTOMY, WITH CORONARY ANGIOPLASTY WHEN PERFORMED; SINGLE MAJOR CORONARY ARTERY OR BRANCH	Any setting
3	Coronary revascularization	92925	PX	CPT/HCPCS	PERCUTANEOUS TRANSLUMINAL CORONARY ATHERECTOMY, WITH CORONARY ANGIOPLASTY WHEN PERFORMED; EACH ADDITIONAL BRANCH OF A MAJOR CORONARY ARTERY (LIST SEPARATELY IN ADDITION TO CODE FOR PRIMARY PROCEDURE)	Any setting
3	Coronary revascularization	92928	PX	CPT/HCPCS	PERCUTANEOUS TRANSCATHETER PLACEMENT OF INTRACORONARY STENT(S), WITH CORONARY ANGIOPLASTY WHEN PERFORMED; SINGLE MAJOR CORONARY ARTERY OR BRANCH	Any setting
3	Coronary revascularization	92929	PX	CPT/HCPCS	PERCUTANEOUS TRANSCATHETER PLACEMENT OF INTRACORONARY STENT(S), WITH CORONARY ANGIOPLASTY WHEN PERFORMED; EACH ADDITIONAL BRANCH OF A MAJOR CORONARY ARTERY (LIST SEPARATELY IN ADDITION TO CODE FOR PRIMARY PROCEDURE)	Any setting
3	Coronary revascularization	92933	PX	CPT/HCPCS	PERCUTANEOUS TRANSLUMINAL CORONARY ATHERECTOMY, WITH INTRACORONARY STENT, WITH CORONARY ANGIOPLASTY WHEN PERFORMED; SINGLE MAJOR CORONARY ARTERY OR BRANCH	Any setting
3	Coronary revascularization	92934	PX	CPT/HCPCS	PERCUTANEOUS TRANSLUMINAL CORONARY ATHERECTOMY, WITH INTRACORONARY STENT, WITH CORONARY ANGIOPLASTY WHEN PERFORMED; EACH ADDITIONAL BRANCH OF A MAJOR CORONARY ARTERY (LIST SEPARATELY IN ADDITION TO CODE FOR PRIMARY PROCEDURE)	Any setting
3	Coronary revascularization	92937	PX	CPT/HCPCS	PERCUTANEOUS TRANSLUMINAL REVASCULARIZATION OF OR THROUGH CORONARY ARTERY BYPASS GRAFT (INTERNAL MAMMARY, FREE ARTERIAL, VENOUS), ANY COMBINATION OF INTRACORONARY STENT, ATHERECTOMY AND ANGIOPLASTY, INCLUDING DISTAL PROTECTION WHEN PERFORMED; SINGLE VESSEL	Any setting
3	Coronary revascularization	92938	PX	CPT/HCPCS	PERCUTANEOUS TRANSLUMINAL REVASCULARIZATION OF OR THROUGH CORONARY ARTERY BYPASS GRAFT (INTERNAL MAMMARY, FREE ARTERIAL, VENOUS), ANY COMBINATION OF INTRACORONARY STENT, ATHERECTOMY AND ANGIOPLASTY, INCLUDING DISTAL PROTECTION WHEN PERFORMED; EACH ADDITIONAL BRANCH SUBTENDED BY THE BYPASS GRAFT (LIST SEPARATELY IN ADDITION TO CODE FOR PRIMARY PROCEDURE)	Any setting
3	Coronary revascularization	92941	PX	CPT/HCPCS	PERCUTANEOUS TRANSLUMINAL REVASCULARIZATION OF ACUTE TOTAL/SUBTOTAL OCCLUSION DURING ACUTE MYOCARDIAL INFARCTION, CORONARY ARTERY OR CORONARY ARTERY BYPASS GRAFT, ANY COMBINATION OF INTRACORONARY STENT, ATHERECTOMY AND ANGIOPLASTY, INCLUDING ASPIRATION THROMBECTOMY WHEN PERFORMED, SINGLE VESSEL	Any setting
3	Coronary revascularization	92943	PX	CPT/HCPCS	PERCUTANEOUS TRANSLUMINAL REVASCULARIZATION OF CHRONIC TOTAL OCCLUSION, CORONARY ARTERY, CORONARY ARTERY BRANCH, OR CORONARY ARTERY BYPASS GRAFT, ANY COMBINATION OF INTRACORONARY STENT, ATHERECTOMY AND ANGIOPLASTY; SINGLE VESSEL	Any setting
3	Coronary revascularization	92944	PX	CPT/HCPCS	PERCUTANEOUS TRANSLUMINAL REVASCULARIZATION OF CHRONIC TOTAL OCCLUSION, CORONARY ARTERY, CORONARY ARTERY BRANCH, OR CORONARY ARTERY BYPASS GRAFT, ANY COMBINATION OF INTRACORONARY STENT, ATHERECTOMY AND ANGIOPLASTY; EACH ADDITIONAL CORONARY ARTERY, CORONARY ARTERY BRANCH, OR BYPASS GRAFT (LIST SEPARATELY IN ADDITION TO CODE FOR PRIMARY PROCEDURE)	Any setting
3	Coronary revascularization	92973	PX	CPT/HCPCS	PERCUTANEOUS TRANSLUMINAL CORONARY THROMBECTOMY MECHANICAL (LIST SEPARATELY IN ADDITION TO CODE FOR PRIMARY PROCEDURE)	Any setting
3	Coronary revascularization	92980	PX	CPT/HCPCS	TRANSCATHETER PLACEMENT OF AN INTRACORONARY STENT(S), PERCUTANEOUS, WITH OR WITHOUT OTHER THERAPEUTIC INTERVENTION, ANY METHOD; SINGLE VESSEL	Any setting
3	Coronary revascularization	92981	PX	CPT/HCPCS	TRANSCATHETER PLACEMENT OF AN INTRACORONARY STENT(S), PERCUTANEOUS, WITH OR WITHOUT OTHER THERAPEUTIC INTERVENTION, ANY METHOD; EACH ADDITIONAL VESSEL (LIST SEPARATELY IN ADDITION TO CODE FOR PRIMARY PROCEDURE)	Any setting
3	Coronary revascularization	92982	PX	CPT/HCPCS	PERCUTANEOUS TRANSLUMINAL CORONARY BALLOON ANGIOPLASTY; SINGLE VESSEL	Any setting
3	Coronary revascularization	92984	PX	CPT/HCPCS	PERCUTANEOUS TRANSLUMINAL CORONARY BALLOON ANGIOPLASTY; EACH ADDITIONAL VESSEL (LIST SEPARATELY IN ADDITION TO CODE FOR PRIMARY PROCEDURE)	Any setting
3	Coronary revascularization	92995	PX	CPT/HCPCS	PERCUTANEOUS TRANSLUMINAL CORONARY ATHERECTOMY, BY MECHANICAL OR OTHER METHOD, WITH OR WITHOUT BALLOON ANGIOPLASTY; SINGLE VESSEL	Any setting
3	Coronary revascularization	92996	PX	CPT/HCPCS	PERCUTANEOUS TRANSLUMINAL CORONARY ATHERECTOMY, BY MECHANICAL OR OTHER METHOD, WITH OR WITHOUT BALLOON ANGIOPLASTY; EACH ADDITIONAL VESSEL (LIST SEPARATELY IN ADDITION TO CODE FOR PRIMARY PROCEDURE)	Any setting
3	Coronary revascularization	Z951	DX	ICD-10-CM	PRESENCE OF AORTOCORONARY BYPASS GRAFT	Any setting
3	Coronary revascularization	Z955	DX	ICD-10-CM	PRESENCE OF CORONARY ANGIOPLASTY IMPLANT AND GRAFT	Any setting
3	Coronary revascularization	Z98.61	DX	ICD-10-CM	CORONARY ANGIOPLASTY STATUS	Any setting
4	Unstable angina	I20.0	DX	ICD-10-CM	UNSTABLE ANGINA	Inpatient setting, primary position
4	Unstable angina	I25.110	DX	ICD-10-CM	ATHEROSCLEROTIC HEART DISEASE OF NATIVE CORONARY ARTERY WITH UNSTABLE ANGINA PECTORIS	Inpatient setting, primary position
4	Unstable angina	I25.700	DX	ICD-10-CM	ATHEROSCLEROSIS OF CORONARY ARTERY BYPASS GRAFT(S), UNSPECIFIED, WITH UNSTABLE ANGINA PECTORIS	Inpatient setting, primary position

Category	Subcategory	ICD	Validation source	Type of the source	PPV	Codes in the study	Codes in the emulation	Modification	Description of Modifications	Notes
Outcome										
1	Acute myocardial infarction	ICD-10-CM	Accuracy of Medicare claims-based diagnosis of acute myocardial infarction: estimating positive predictive value on the basis of review of hospital records	Validation study		94%				
2	Stroke	ICD-10-CM	Validation of claims-based diagnostic and procedure codes for cardiovascular and gastrointestinal serious adverse events in a commercially-insured population: Validating administrative data in stroke research	Validation study		95%		No		
3	Coronary revascularization	ICD-10-CM	Semaglutide and Tirzepatide in Patients With Heart Failure With Preserved Ejection Fraction	Study w/ same criteria						
4	Unstable angina	ICD-10-CM	Major adverse cardiovascular event definitions used in observational analysis of administrative databases: a systematic review	Systematic review						
5	Lumbar radiculopathy	ICD-10-CM	Clinical Outcomes of Tirzepatide or GLP-1 Receptor Agonists in Individuals With Type 2 Diabetes. Association between chronic axial manipulation and lumbar discectomy in adults with lumbar disc herniation and radiculopathy: retrospective cohort study using United States data	Study w/ same criteria						
6	Hernia	ICD-10-CM	Clinical Outcomes of Tirzepatide or GLP-1 Receptor Agonists in Individuals With Type 2 Diabetes.	Study w/ same criteria						
Inclusion criteria										
1	Men and women aged 40 years or older		Can't be validated	N/A						
2	Type 2 Diabetes	ICD-10-CM	PROMISE team	DoPE						
3	HbA1c ≥7% and ≤10.5%		Can't be validated	N/A						
4	BMI ≥ 25kg/m2	ICD-10-CM	Validation of body mass index (BMI)-related ICD-9-CM and ICD-10-CM administrative diagnosis codes recorded in US claims data: Validation of body mass index (BMI)-related ICD-9-CM and ICD-10-CM administrative diagnosis codes recorded in US claims data	Validation study		98%		Yes	Added E66.2; E66.8	
5	Established atherosclerotic CV-disease, either one of:									
5.1	Coronary artery disease, either one of:									
5.1.1	Documented history of myocardial infarction	ICD-10-CM	PROMISE team	DoPE				No		
5.1.2	≥50% stenosis in ≥1 major coronary arteries determined by invasive angiography		RCT-DUPLICATE team	DoPE		N/A	N/A	Yes	Excluded ICD-10-CM I25.10 due to freedom of symptoms	N/A
5.1.3	≥50% stenosis in 2 or more major coronary arteries		RCT-DUPLICATE team	DoPE		N/A	N/A	N/A	N/A	N/A
5.1.4	History of surgical or percutaneous coronary revascularization procedure	ICD-10-CM	PROMISE team	DoPE				No		
5.2	Cerebrovascular disease, either one of:									
5.2.1	Documented history of ischemic stroke	ICD-10-CM	PROMISE team	DoPE				No		
5.2.2	Carotid arterial disease with ≥50% stenosis, documented by carotid ultrasound, MRI, or angiography	ICD-10-CM	RCT-DUPLICATE team	DoPE		N/A	N/A	N/A	N/A	N/A
5.2.3	History of carotid stenting or surgical revascularization	ICD-10-CM	PROMISE team	DoPE						
5.3	Peripheral arterial disease, either one of:									
5.3.1	Intermittent claudication and ankle-brachial index <0.9	ICD-10-CM	RCT-DUPLICATE team	DoPE				Yes	Excluded I70.20x due to freedom of symptoms	
5.3.2	Prior nontraumatic amputation or peripheral vascular procedure (eg, stenting or surgical revascularization), due to peripheral arterial ischemia	ICD-10-CM, CPT	RCT-DUPLICATE team	DoPE						
Exclusion criteria										
6	HbA1c >10.5%		Can't be validated	N/A						
7	Planning treatment for diabetic retinopathy and/or macular edema	CPT/HCPSCS	LEAD-2	DoPE				No		
8	Hospitalized for chronic heart failure within 2 months prior to screening	ICD-10-CM	Validity of International Classification of Diseases (ICD-10) Diagnosis Codes for Identification of Acute Heart Failure, Hospitalization and Heart Failure with Reduced Versus Preserved Ejection Fraction in a National Medicare Sample	DoPE		98%	I50.x	Based on PROMISE team	Added hypertensive heart disease with heart failure codes.	
9	Chronic New York Heart Association Functional Classification IV heart failure		Can't be validated	N/A			I11.0 I13.0 I13.2 I50.x			
10	Planned coronary, carotid, or peripheral artery revascularization		Can't be validated	N/A						
11	History of chronic or acute pancreatitis	ICD-10-CM	PROMISE team	DoPE				No		
12	Known clinically significant gastric emptying abnormality or bariatric surgery	Gastroparesis	Epidemiology, Etiology, and Treatment of Gastroparesis: Real-World Evidence From a Large US National Claims Database https://www.drugs.com/	Study w/ same criteria		K31.84	K31.84	No		
		Opioids / Antidiuretics / Laxative tablets	Prescriptions							
		Bariatric surgery	ICD-10-CM	PROMISE team				No		
13	Liver disease (not including non-alcoholic fatty liver disease (NAFLD) or ALT level ≥3x the ULN	ICD-10-CM	PROMISE Team	DoPE				No		
14	eGFR <15 mL/Min/1.73 m2 or on chronic dialysis	ICD-10-CM, CPT /HCPSCS	PROMISE team	DoPE			I12.0, N18.6	Yes	Added: I13.2 Hypertensive heart and chronic kidney disease with heart failure and with stage 5 chronic kidney disease, or end stage renal disease	Codes indicate stage V or end-stage renal disease (ESRD)
15	Family or personal history of multiple endocrine neoplasia or medullary thyroid carcinoma	ICD-10-CM	PROMISE team	DoPE				No		
16	Elevated serum calcitonin level		Can't be validated	N/A						
17	CV event or intervention <60 D prior to screening	Myocardial infarction CABG Major CV surgery	ICD-10-CM	PROMISE team				DoPE		
		ICD-10-CM	PROMISE team	DoPE						
		ICD-10-CM	Assessment of Potentially Preventable Hospital Readmissions After Major Surgery and Association With Public vs Private Health Insurance and Comorbidities	Study w/ same criteria				Yes	Added categories and codes for major CV operations.	
		Stroke	ICD-10-CM	Validating administrative data in stroke research: Validation of claims-based diagnostic and procedure codes for cardiovascular and gastrointestinal serious adverse events in a commercially-insured population	Validation study	88%; 95%		No		
		TIA	ICD-10-CM	PROMISE team						
		Unstable angina pectoris	ICD-10-CM	Validity of coronary heart diseases and heart failure based on hospital discharge and mortality data in the Netherlands, using the cardiovascular registry Maastricht cohort study	Validation study	78%	I20	Yes	Added codes with mention of angina pectoris in atherosclerosis	
							I20.0, I24.0, I24.1, I24.8, I24.81, I24.89, I24.9, I25.110, I25.700, I25.710, I25.720, I25.730, I25.750, I25.760, I25.790			
18	GLP-1 RA or pramlintide treatment within 3 Mo prior to Visit 1	Prescriptions	https://www.drugs.com/	N/A						
19	Are women who are pregnant or breastfeeding	ICD-10-CM	Pregnancy team	DoPE						

Appendix 3. Flowchart for cohort assembly

OPTUM (May 13, 2022 to May 31, 2025)	Excluded Patients	Remaining Patients
Patients in dataset		96,791,997
Patients meeting cohort entry criteria		705,609
Excluded due to insufficient enrollment	-198,502 (28%)	507,397
Excluded due to prior use of referent	-137,947 (27%)	369,450
Excluded due to prior use of exposure	-2,681,833 (73%)	101,267
Excluded because patient qualified in >1 exposure category	11 (<1%)	101,296
Excluded based on 1 - Age	-3,583 (4%)	97,673
Excluded based on 1 - Gender	-11 (<1%)	97,662
Excluded based on 2 - Type 2 diabetes mellitus	-10,623 (11%)	87,039
Excluded based on 4 - BMI ≥ 25kg/m2 (ICD-10)	-17,659 (20%)	69,380
Excluded based on 4 - BMI ≥ 25kg/m2 (Truncated)	-582 (<1%)	68,798
Excluded based on 5 - Established atherosclerotic cardiovascular disease	-16,249 (24%)	52,549
Excluded based on 7 - Planning treatment for diabetic retinopathy and/or macular edema	-786 (1%)	51,763
Excluded based on 8 - Hospitalized for chronic heart failure within 2 months prior to screening	-191 (<1%)	51,572
Excluded based on 11 - History of chronic or acute pancreatitis	-302 (<1%)	51,270
Excluded based on 12 - Known clinically significant gastric emptying abnormality or bariatric surgery	-2,942 (6%)	48,328
Excluded based on 13 - Liver disease (not including non-alcoholic fatty liver disease (NAFLD) or ALT level ≥3X the ULN	-314 (<1%)	48,014
Excluded based on 14 - eGFR <15 mL/Min/1.73 m2 or on chronic dialysis	-381 (<1%)	47,633
Excluded based on 15 - Family or personal history of multiple endocrine neoplasia or medullary thyroid carcinoma	73 (<1%)	47,560
Excluded based on 17 - Cardiovascular event or intervention <60 days prior to screening	-221 (<1%)	47,339
Excluded based on 18 - GLP-1-RA or pramlintide treatment within 3 months prior to Visit 1	-3,735 (8%)	43,598
Excluded based on 19 - Women who are pregnant or breastfeeding	-2 (<1%)	43,596
Patients in Exposure Group		29,716
Patients in Referent Group		13,880
Total Patients		43,596

MARKETSCAN (May 13, 2022 to Dec 31, 2023)	Excluded Patients	Remaining Patients
Patients in dataset		126,118,011
Patients meeting cohort entry criteria		292,147
Excluded due to insufficient enrollment	-53,707 (18%)	238,440
Excluded due to prior use of referent	-91,632 (38%)	146,808
Excluded due to prior use of exposure	-105,424 (72%)	41,384
Excluded because patient qualified in >1 exposure category	7 (<1%)	41,377
Excluded based on 1 - Age	-4,046 (10%)	37,331
Excluded based on 1 - Gender	0 (<1%)	37,331
Excluded based on 2 - Type 2 diabetes mellitus	-5,682 (15%)	31,649
Excluded based on 4 - BMI ≥ 25kg/m2	-8,718 (28%)	22,931
Excluded based on 5 - Established atherosclerotic cardiovascular disease	-10,471 (46%)	12,460
Excluded based on 7 - Planning treatment for diabetic retinopathy and/or macular edema	-204 (2%)	12,256
Excluded based on 8 - Hospitalized for chronic heart failure within 2 months prior to screening	-69 (<1%)	12,187
Excluded based on 11 - History of chronic or acute pancreatitis	-60 (<1%)	12,127
Excluded based on 12 - Known clinically significant gastric emptying abnormality or bariatric surgery	764 (6%)	11,363
Excluded based on 13 - Liver disease (not including non-alcoholic fatty liver disease (NAFLD) or ALT level ≥3X the ULN	-62 (<1%)	11,301
Excluded based on 14 - eGFR <15 mL/Min/1.73 m2 or on chronic dialysis	-72 (<1%)	11,229
Excluded based on 15 - Family or personal history of multiple endocrine neoplasia or medullary thyroid carcinoma	-36 (<1%)	11,193
Excluded based on 17 - Cardiovascular event or intervention <60 days prior to screening	-69 (<1%)	11,124
Excluded based on 18 - GLP-1-RA or pramlintide treatment within 3 months prior to Visit 1	-1,678 (15%)	9,446
Excluded based on 19 - Women who are pregnant or breastfeeding	-4 (<1%)	9,442
Patients in Exposure Group		5,610
Patients in Referent Group		3,832
Total Patients		9,442

Appendix 4. 1st Feasibility Assessment

Table of Contents

- A. Patient characteristics by treatment group
- B. Summary Parameters of Study Population
- C. Median Follow up Time in Overall Study Population
- D. Reasons for Censoring in Overall Study Population
- E. Initial Power Assessment
- F. Action report link
- G. Review by Principal Investigator

In order to complete the initial power analysis, a dummy outcome of a 90-day gap in database enrollment was used. This outcome is used to ensure that no information on the comparative risks of the outcomes of interest are available at this stage. We completed a PS overlap weighted comparative analysis using this outcome. The PS included only 3 covariates: age, sex, and combined comorbidity index. Power calculations are based on the formulas from Chow et al. (2008).

OPTUM: Study period from May 13, 2022 to May 31, 2025
 MARKETSCAN: Study period from May 13, 2022 to Dec 31, 2023

A. Patient characteristics by treatment group (follow-up start is 1 days after CED, so few patients and dropped, hence table 1 could include slightly fewer patients than the attrition table)

Before weighting Variable	Optum			Marketscan		
	Reference: Dulaglutide	Exposure: Tirzepatide	Difference	Reference: Dulaglutide	Exposure: Tirzepatide	Difference
Number of patients	13,793	29,744	- (-, -)	5,329	5,116	- (-, -)
Age						
...mean (sd)	73.95 (7.67)	66.65 (9.20)	7.30 (7.13, 7.46)	63.74 (10.60)	59.86 (9.36)	3.88 (3.50, 4.26)
...median [IQR]	74.00 [69.00, 79.00]	68.00 [61.00, 73.00]	- (-, -)	63.00 [56.00, 72.00]	59.00 [53.00, 65.00]	- (-, -)
Gender						
...Male; n (%)	6,699 (48.6%)	14,518 (48.8%)	-0.2% (-1.3%, 0.8%)	2,885 (54.1%)	2,538 (49.6%)	4.5% (2.6%, 6.5%)
CCI (365 days)						
...mean (sd)	3.64 (3.09)	2.84 (2.66)	0.81 (0.75, 0.87)	2.34 (2.50)	1.78 (2.02)	0.57 (0.48, 0.65)
...median [IQR]	3.00 [1.00, 5.00]	2.00 [1.00, 4.00]	- (-, -)	2.00 [1.00, 3.00]	1.00 [0.00, 3.00]	- (-, -)

B. Summary Parameters of Overall Study Population (Step 1)

Variable	Optum	Marketscan
	Value	Value
Number of patients in full cohort	43,596	9,442
Number of patients dropped as incomplete cases	0	0
Number of patients that did not begin follow-up	59	8
Number of patients in analytic cohort	43,537	9,434
Number of events	322	88
Number of person-years	22,000.1	4,052.00
Number of patients in group: Reference: Sitagliptin	13,793	3,825
Number of patients in group: Exposure: Tirzepatide	29,744	5,609

C. Median Follow up Time in Overall Study Population (Step 1)

Patient Group	Optum	Marketscan
	Median Follow-Up Time (Days) [IQR]	Median Follow-Up Time (Days) [IQR]
Overall Patient Population	145 [75, 297]	133 [71, 231]

D. Reasons for Censoring in Overall Study Population (Step 1)

	Optum	Marketscan
Overall	Value	Value
Outcome	322 (0.7%)	88 (0.9%)
Start of an additional exposure	341 (0.8%)	97 (1.0%)
End of index exposure	16,757 (38.5%)	2,397 (25.4%)
Maximum follow-up time	8,118 (18.6%)	773 (8.2%)
Specified date reached	10,456 (24.0%)	4,917 (52.1%)
End of patient data	0 (0.0%)	0 (0.0%)
End of patient enrollment	4,150 (9.5%)	563 (6.0%)
Switch to other GLP-1-RA (for censoring) / Nursing home admission	3,029 (7.0%)	577 (6.1%)

E. Power Assessment

Superiority Analysis	Optum	Marketscan	Pooled
Number of patients			
Reference	9,834	2,442	12,276
Exposed	15,677	3,375	19,052
Risk per 1,000 patients	14.64	21.72	15.89
Expected HR	0.75	0.75	0.75
Alpha (2-sided)	0.05	0.05	0.05
Number of events expected	373	126	498
Power	0.79	0.37	0.89

F. Aetion report link

Optum Step 1: <https://bwh-dope.aetion.com/project/2951/rwrs/142679>

Marketscan Step 1: <https://bwh-dope.aetion.com/project/2950/rwrs/142680>

F. Review by principal investigator

Stop analyses until feasibility and power are reviewed by primary investigators.

Reviewed by PI:	Nils Krüger	Date reviewed:	September 25, 2025
-----------------	-------------	----------------	--------------------

Appendix 5. 2nd Feasibility Assessment

Table of Contents

- A. Median Follow up Time by Treatment Group
- B. Reasons for Censoring by Treatment Group
- C. Final Power Assessment
- D. Action report link
- E. Review by Principal Investigator

In order to complete the feasibility analysis, a dummy outcome of a 90-day gap in database enrollment was used. This outcome is used to ensure that no information on the comparative risks of the outcomes of interest are available at this stage. We completed a PS overlap weighted comparative analysis using this outcome. The PS included all prespecified covariates listed in the protocol. Power calculations are based on the formulas from Chow et al. (2008).

A. Median Follow Up Time by Treatment Group

Patient Group	Median Follow-Up Time (Days) [IQR]	Median Follow-Up Time (Days) [IQR]
Overall Patient Population	145 [75, 297]	133 [71, 231]

B. Reasons for Censoring in Overall Study Population

	Optum	Marketscan
Overall	Value	Value
Outcome	322 (0.7%)	88 (0.9%)
Start of an additional exposure	341 (0.8%)	97 (1.0%)
End of index exposure	16,757 (38.5%)	2,397 (25.4%)
Maximum follow-up time	8,118 (18.6%)	773 (8.2%)
Specified date reached	10,456 (24.0%)	4,917 (52.1%)
End of patient data	0 (0.0%)	0 (0.0%)
End of patient enrollment	4,150 (9.5%)	563 (6.0%)
Switch to other GLP-1-RA (for censoring) / Nursing home admission	3,029 (7.0%)	577 (6.1%)

C. Power Assessment

Superiority Analysis	Optum	Marketscan	Pooled
Number of patients			
Reference	9,834	2,442	12,276
Exposed	15,677	3,375	19,052
Risk per 1,000 patients	14.64	21.72	15.89
Expected HR	0.75	0.75	0.75
Alpha (2-sided)	0.05	0.05	0.05
Number of events expected	373	126	498
Power	0.79	0.37	0.89

D. Action report link

Optum Step 1: <https://bwh-dope.aetion.com/project/2951/rwrs/142679>

Marketscan Step 1: <https://bwh-dope.aetion.com/project/2950/rwrs/142680>

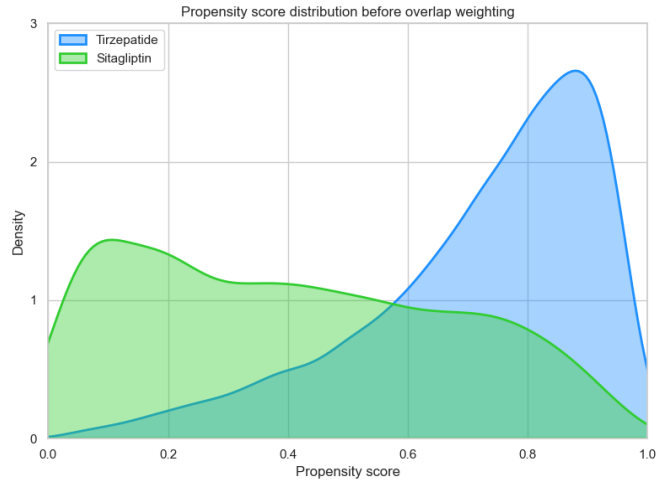
E. Review by principal investigator

Stop analyses until feasibility and power are reviewed by primary investigators.

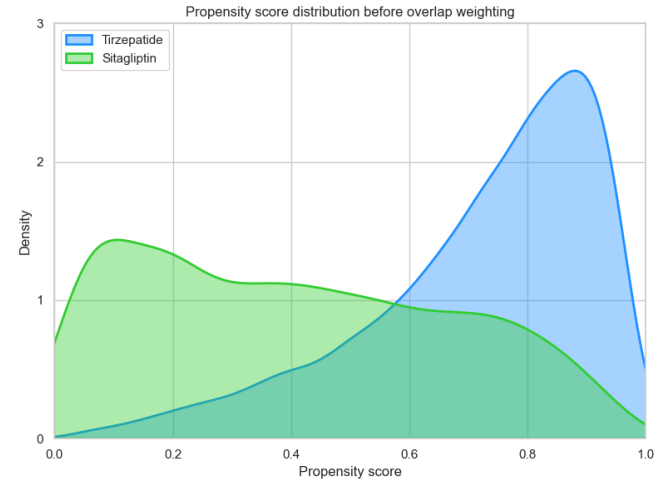
Reviewed by PI:	Nils Krüger	Date reviewed:	September 25, 2025
------------------------	--------------------	-----------------------	--------------------

Appendix 6. Balance Assessment - PS Distribution and C-Statistic

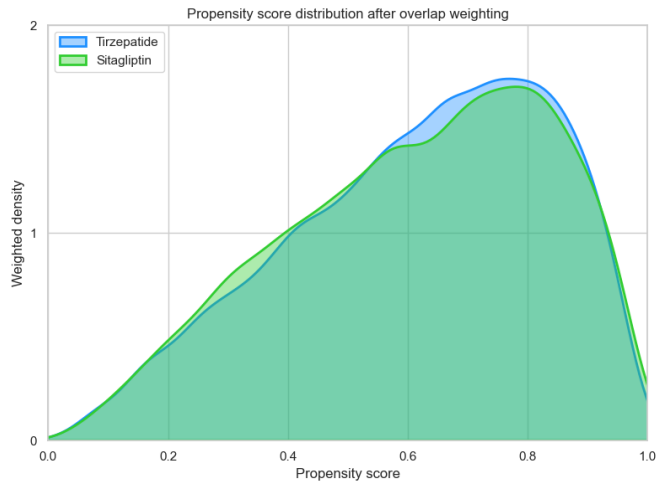
C-statistics unadjusted, OPTUM: 0.823



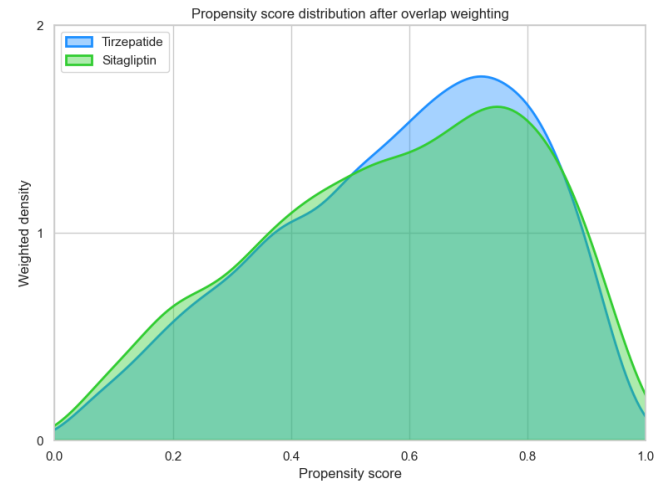
C-statistics unadjusted, MARKETSCAN: 0.822



C-statistics adjusted after overlap weighing on the PS, OPTUM: 0.505



C-statistics adjusted after overlap weighing on the PS, MARKETSCAN: 0.505



Appendix 7. Balance Assessment - Table 1

OPTUM				
Variable	Reference: Sitagliptin	Exposure: Tirzepatide	Reference: Sitagliptin	Exposure: Tirzepatide
Number of patients	13,970	20,263	13,793	29,744
Sum of weights			6,027.46	6,027.46
Effective sample size			9,834	15,677
Age				
...mean (sd)	73.95 (7.67)	66.65 (9.20)	71.37 (7.77)	71.37 (7.57)
Gender (male); n (%)	6,699 (48.6%)	14,518 (48.8%)	2,899.0 (48.1%)	2,899.0 (48.1%)
Race				
...White; n (%)	8,030 (58.2%)	18,967 (63.8%)	3,751.3 (62.2%)	3,751.3 (62.2%)
...Black; n (%)	2,806 (20.3%)	4,186 (14.1%)	1,073.5 (17.8%)	1,073.5 (17.8%)
...Unknown / Missing; n (%)	2,478 (18.0%)	6,134 (20.6%)	1,063.0 (17.6%)	1,063.0 (17.6%)
...Others; n (%)	479 (3.5%)	457 (1.5%)	139.7 (2.3%)	139.7 (2.3%)
Region / State				
...Northeast; n (%)	1,855 (13.4%)	2,523 (8.5%)	645.4 (10.7%)	645.4 (10.7%)
...Midwest / North central; n (%)	2,152 (15.6%)	5,933 (19.9%)	1,039.3 (17.2%)	1,039.3 (17.2%)
...South; n (%)	7,684 (55.7%)	17,385 (58.4%)	3,472.4 (57.6%)	3,472.4 (57.6%)
...West; n (%)	2,092 (15.2%)	3,884 (13.1%)	866.1 (14.4%)	866.1 (14.4%)
...Missing; n (%)	10 (0.1%)	19 (0.1%)	4.2 (0.1%)	4.2 (0.1%)
Smoking / Tobacco use; n (%)	3,847 (27.9%)	8,616 (29.0%)	1,732.4 (28.7%)	1,732.4 (28.7%)
Weight				
...Overweight; n (%)	3,104 (22.5%)	1,893 (6.4%)	808.3 (13.4%)	808.3 (13.4%)
...Class 1 Obesity; n (%)	4,150 (30.1%)	5,950 (20.0%)	1,647.7 (27.3%)	1,647.7 (27.3%)
...Class 2 Obesity; n (%)	3,720 (27.0%)	10,508 (35.3%)	1,960.3 (32.5%)	1,960.3 (32.5%)
...Class 3 Obesity; n (%)	1,443 (10.5%)	7,750 (26.1%)	935.1 (15.5%)	935.1 (15.5%)
...Unspecified Obesity; n (%)	1,376 (10.0%)	3,643 (12.2%)	676.0 (11.2%)	676.0 (11.2%)
Diabetic retinopathy; n (%)	1,759 (12.8%)	3,319 (11.2%)	738.0 (12.2%)	738.0 (12.2%)
Diabetic neuropathy; n (%)	5,337 (38.7%)	9,824 (33.0%)	2,226.9 (37.0%)	2,226.9 (37.0%)
Diabetic nephropathy; n (%)	5,198 (37.7%)	8,040 (27.0%)	2,004.3 (33.3%)	2,004.3 (33.3%)
Diabetes with other ophthalmic complications; n (%)	1,043 (7.6%)	1,376 (4.6%)	386.2 (6.4%)	386.2 (6.4%)
Diabetes with peripheral circulatory disorders; n (%)	3,722 (27.0%)	6,013 (20.2%)	1,447.6 (24.0%)	1,447.6 (24.0%)
Diabetic foot; n (%)	587 (4.3%)	1,201 (4.0%)	249.7 (4.1%)	249.7 (4.1%)
Erectile dysfunction; n (%)	642 (4.7%)	1,722 (5.8%)	310.0 (5.1%)	310.0 (5.1%)
Hypoglycemia; n (%)	4,267 (30.9%)	8,127 (27.3%)	1,763.1 (29.3%)	1,763.1 (29.3%)
Hyperglycemia/DKA/HONK; n (%)	7,494 (54.3%)	15,277 (51.4%)	3,196.7 (53.0%)	3,196.7 (53.0%)
Skin infections; n (%)	1,580 (11.5%)	3,699 (12.4%)	711.4 (11.8%)	711.4 (11.8%)
Stable angina; n (%)	1,275 (9.2%)	2,946 (9.9%)	580.1 (9.6%)	580.1 (9.6%)
Unstable angina; n (%)	593 (4.3%)	1,342 (4.5%)	262.4 (4.4%)	262.4 (4.4%)
Hypertension; n (%)	13,088 (94.9%)	27,506 (92.5%)	5,681.7 (94.3%)	5,681.7 (94.3%)
Hypotension; n (%)	883 (6.4%)	1,287 (4.3%)	320.8 (5.3%)	320.8 (5.3%)
Hyperlipidemia; n (%)	12,534 (90.9%)	26,680 (89.7%)	5,469.4 (90.7%)	5,469.4 (90.7%)
Atrial fibrillation; n (%)	2,611 (18.9%)	5,104 (17.2%)	1,099.6 (18.2%)	1,099.6 (18.2%)
Cardiac conduction disorder; n (%)	1,552 (11.3%)	2,828 (9.5%)	630.9 (10.5%)	630.9 (10.5%)
Previous cardiac procedure (CABG, PTCA, Stent); n (%)	334 (2.4%)	824 (2.8%)	157.0 (2.6%)	157.0 (2.6%)
Ischemic stroke; n (%)	217 (1.6%)	280 (0.9%)	73.3 (1.2%)	73.3 (1.2%)
PVD diagnosis or surgery; n (%)	3,375 (24.5%)	5,515 (18.5%)	1,313.2 (21.8%)	1,313.2 (21.8%)
Other cardiac dysrhythmia; n (%)	4,215 (30.6%)	8,680 (29.2%)	1,785.7 (29.6%)	1,785.7 (29.6%)
Cardiomyopathy; n (%)	1,236 (9.0%)	2,549 (8.6%)	534.5 (8.9%)	534.5 (8.9%)
Valve disorders; n (%)	2,870 (20.8%)	5,355 (18.0%)	1,191.3 (19.8%)	1,191.3 (19.8%)
Valve replacement; n (%)	347 (2.5%)	672 (2.3%)	151.5 (2.5%)	151.5 (2.5%)
TIA; n (%)	530 (3.8%)	857 (2.9%)	201.3 (3.3%)	201.3 (3.3%)
Edema; n (%)	2,564 (18.6%)	5,387 (18.1%)	1,101.5 (18.3%)	1,101.5 (18.3%)
Venous thromboembolism / Pulmonary embolism; n (%)	702 (5.1%)	1,387 (4.7%)	285.4 (4.7%)	285.4 (4.7%)
Pulmonary hypertension; n (%)	787 (5.7%)	1,424 (4.8%)	314.3 (5.2%)	314.3 (5.2%)
Implantable cardioverter defibrillator; n (%)	53 (0.4%)	146 (0.5%)	27.1 (0.4%)	27.1 (0.4%)
Hyperkalemia; n (%)	852 (6.2%)	1,184 (4.0%)	304.4 (5.1%)	304.4 (5.1%)
Coronary atherosclerosis; n (%)	6,176 (44.8%)	13,983 (47.0%)	2,785.0 (46.2%)	2,785.0 (46.2%)
Cerebrovascular procedure; n (%)	40 (0.3%)	60 (0.2%)	14.8 (0.2%)	14.8 (0.2%)
Insertion of pacemakers / removal of cardiac lead; n (%)	64 (0.5%)	74 (0.2%)	21.3 (0.4%)	21.3 (0.4%)

CKD Stage 1-2; n (%)	1,256 (9.1%)	2,025 (6.8%)	505.9 (8.4%)	505.9 (8.4%)
CKD Stage 3-4; n (%)	4,247 (30.8%)	6,403 (21.5%)	1,638.6 (27.2%)	1,638.6 (27.2%)
Unspecified CKD; n (%)	1,800 (13.1%)	2,543 (8.5%)	654.1 (10.9%)	654.1 (10.9%)
Acute kidney injury; n (%)	1,862 (13.5%)	2,387 (8.0%)	635.4 (10.5%)	635.4 (10.5%)
Hypertensive nephropathy; n (%)	3,582 (26.0%)	5,317 (17.9%)	1,365.5 (22.7%)	1,365.5 (22.7%)
Urinary tract infections; n (%)	2,902 (21.0%)	4,703 (15.8%)	1,123.9 (18.7%)	1,123.9 (18.7%)
Genital infections; n (%)	406 (2.9%)	720 (2.4%)	166.3 (2.8%)	166.3 (2.8%)
Urolithiasis (Kidney and urinary stone); n (%)	832 (6.0%)	1,606 (5.4%)	356.9 (5.9%)	356.9 (5.9%)
COPD; n (%)	2,762 (20.0%)	5,169 (17.4%)	1,180.6 (19.6%)	1,180.6 (19.6%)
Asthma; n (%)	1,511 (11.0%)	4,043 (13.6%)	733.0 (12.2%)	733.0 (12.2%)
Obstructive sleep apnea; n (%)	3,212 (23.3%)	12,358 (41.5%)	1,830.6 (30.4%)	1,830.6 (30.4%)
Serious bacterial infections; n (%)	840 (6.1%)	995 (3.3%)	272.9 (4.5%)	272.9 (4.5%)
Pneumonia; n (%)	1,079 (7.8%)	1,674 (5.6%)	402.1 (6.7%)	402.1 (6.7%)
Liver disease; n (%)	2,698 (19.6%)	5,752 (19.3%)	1,164.5 (19.3%)	1,164.5 (19.3%)
MASH/MASLD; n (%)	1,034 (7.5%)	3,105 (10.4%)	525.2 (8.7%)	525.2 (8.7%)
Fractures / Falls; n (%)	1,486 (10.8%)	1,901 (6.4%)	515.4 (8.6%)	515.4 (8.6%)
Osteoporosis; n (%)	1,035 (7.5%)	1,573 (5.3%)	402.6 (6.7%)	402.6 (6.7%)
Osteoarthritis; n (%)	4,808 (34.9%)	10,144 (34.1%)	2,089.7 (34.7%)	2,089.7 (34.7%)
Depression; n (%)	2,718 (19.7%)	6,289 (21.1%)	1,201.7 (19.9%)	1,201.7 (19.9%)
Dementia; n (%)	1,752 (12.7%)	1,292 (4.3%)	465.8 (7.7%)	465.8 (7.7%)
Delirium or psychosis; n (%)	394 (2.9%)	389 (1.3%)	117.3 (2.0%)	117.3 (2.0%)
Anxiety; n (%)	2,526 (18.3%)	6,755 (22.7%)	1,181.1 (19.6%)	1,181.1 (19.6%)
Sleep disorders; n (%)	4,942 (35.8%)	11,677 (39.3%)	2,236.1 (37.1%)	2,236.1 (37.1%)
Anemia; n (%)	4,280 (31.0%)	6,827 (23.0%)	1,625.9 (27.0%)	1,625.9 (27.0%)
Influenza; n (%)	265 (1.9%)	633 (2.1%)	121.2 (2.0%)	121.2 (2.0%)
COVID; n (%)	1,596 (11.6%)	3,110 (10.5%)	650.3 (10.8%)	650.3 (10.8%)
Hyperthyroidism and other thyroid gland disorders; n (%)	4,096 (29.7%)	8,920 (30.0%)	1,799.1 (29.8%)	1,799.1 (29.8%)
Hypothyroidism; n (%)	3,283 (23.8%)	7,054 (23.7%)	1,433.7 (23.8%)	1,433.7 (23.8%)
Nephrotic syndrome; n (%)	4 (0.0%)	34 (0.1%)	2.5 (0.0%)	2.5 (0.0%)
Urinary incontinence; n (%)	1,267 (9.2%)	2,086 (7.0%)	504.0 (8.4%)	504.0 (8.4%)
Biliary disease; n (%)	27 (0.2%)	39 (0.1%)	10.4 (0.2%)	10.4 (0.2%)
Pancreatitis; n (%)	4 (0.0%)	11 (0.0%)	2.3 (0.0%)	2.3 (0.0%)
Bowel obstruction; n (%)	26 (0.2%)	53 (0.2%)	10.1 (0.2%)	10.1 (0.2%)
Gastroparesis; n (%)	130 (0.9%)	281 (0.9%)	61.5 (1.0%)	61.5 (1.0%)
Number of antidiabetic drugs on CED				
...mean (sd)	1.25 (0.90)	1.09 (0.97)	1.22 (0.91)	1.22 (0.97)
Concomitant use or initiation of Metformin; n (%)	7,516 (54.5%)	12,987 (43.7%)	3,074.9 (51.0%)	3,074.9 (51.0%)
Concomitant use or initiation of Insulins; n (%)	2,085 (15.1%)	6,749 (22.7%)	1,122.5 (18.6%)	1,122.5 (18.6%)
Concomitant use or initiation of Sulfonylureas; n (%)	3,880 (28.1%)	4,591 (15.4%)	1,425.5 (23.7%)	1,425.5 (23.7%)
Concomitant use or initiation of DPP-4i; n (%)	124 (0.9%)	610 (2.1%)	67.6 (1.1%)	67.6 (1.1%)
Concomitant use or initiation of SGLT-2i; n (%)	2,575 (18.7%)	5,937 (20.0%)	1,234.8 (20.5%)	1,234.8 (20.5%)
Concomitant use or initiation of Any other glucose-lowering drugs; n (%)	1,038 (7.5%)	1,666 (5.6%)	437.7 (7.3%)	437.7 (7.3%)
Past use of Metformin; n (%)	8,755 (63.5%)	17,105 (57.5%)	3,763.2 (62.4%)	3,763.2 (62.4%)
Past use of Insulins; n (%)	2,900 (21.0%)	8,822 (29.7%)	1,525.8 (25.3%)	1,525.8 (25.3%)
Past use of Sulfonylureas; n (%)	5,079 (36.8%)	6,256 (21.0%)	1,878.1 (31.2%)	1,878.1 (31.2%)
Past use of DPP-4i; n (%)	373 (2.7%)	1,004 (3.4%)	163.7 (2.7%)	163.7 (2.7%)
Past use of SGLT-2i; n (%)	3,791 (27.5%)	8,329 (28.0%)	1,792.7 (29.7%)	1,792.7 (29.7%)
Past use of Any other glucose-lowering drugs; n (%)	1,462 (10.6%)	2,407 (8.1%)	622.1 (10.3%)	622.1 (10.3%)
ACE-is/ARB's; n (%)	10,334 (74.9%)	21,664 (72.8%)	4,516.0 (74.9%)	4,516.0 (74.9%)
ARNi; n (%)	416 (3.0%)	1,038 (3.5%)	199.2 (3.3%)	199.2 (3.3%)
Thiazides; n (%)	4,354 (31.6%)	10,043 (33.8%)	1,983.4 (32.9%)	1,983.4 (32.9%)
Beta-blockers; n (%)	8,224 (59.6%)	16,912 (56.9%)	3,563.0 (59.1%)	3,563.0 (59.1%)
Calcium channel blockers; n (%)	5,855 (42.4%)	10,905 (36.7%)	2,432.9 (40.4%)	2,432.9 (40.4%)
Digoxin / Digitoxin; n (%)	174 (1.3%)	267 (0.9%)	71.2 (1.2%)	71.2 (1.2%)
Loop diuretics; n (%)	3,598 (26.1%)	7,919 (26.6%)	1,610.4 (26.7%)	1,610.4 (26.7%)
Other diuretics; n (%)	1,318 (9.6%)	3,641 (12.2%)	646.1 (10.7%)	646.1 (10.7%)
Intravenous diuretics; n (%)	301 (2.2%)	592 (2.0%)	122.9 (2.0%)	122.9 (2.0%)
Nitrates; n (%)	1,579 (11.4%)	3,536 (11.9%)	717.3 (11.9%)	717.3 (11.9%)
Anti-arrhythmics; n (%)	537 (3.9%)	1,285 (4.3%)	254.8 (4.2%)	254.8 (4.2%)
Statins; n (%)	11,936 (86.5%)	24,562 (82.6%)	5,195.0 (86.2%)	5,195.0 (86.2%)
PCSK9 inhibitors and other lipid-lowering drugs; n (%)	2,228 (16.2%)	5,648 (19.0%)	1,080.3 (17.9%)	1,080.3 (17.9%)
Antiplatelet medications; n (%)	2,618 (19.0%)	5,429 (18.3%)	1,132.8 (18.8%)	1,132.8 (18.8%)

Oral anticoagulants; n (%)	2,500 (18.1%)	4,944 (16.6%)	1,052.2 (17.5%)	1,052.2 (17.5%)
COPD/Asthma medications; n (%)	5,087 (36.9%)	12,140 (40.8%)	2,378.7 (39.5%)	2,378.7 (39.5%)
NSAIDs; n (%)	3,834 (27.8%)	9,022 (30.3%)	1,755.7 (29.1%)	1,755.7 (29.1%)
Oral corticosteroids; n (%)	3,057 (22.2%)	8,624 (29.0%)	1,505.2 (25.0%)	1,505.2 (25.0%)
Osteoporosis agents (incl. bisphosphonates); n (%)	669 (4.9%)	895 (3.0%)	258.9 (4.3%)	258.9 (4.3%)
Opioids; n (%)	2,986 (21.6%)	7,686 (25.8%)	1,436.5 (23.8%)	1,436.5 (23.8%)
Anti-depressants; n (%)	4,742 (34.4%)	12,228 (41.1%)	2,254.4 (37.4%)	2,254.4 (37.4%)
Antipsychotics; n (%)	673 (4.9%)	1,287 (4.3%)	265.1 (4.4%)	265.1 (4.4%)
Anxiolytics / hypnotics, benzos; n (%)	2,537 (18.4%)	6,967 (23.4%)	1,228.0 (20.4%)	1,228.0 (20.4%)
Dementia medications; n (%)	818 (5.9%)	564 (1.9%)	216.6 (3.6%)	216.6 (3.6%)
Urinary tract infections antibiotics; n (%)	6,714 (48.7%)	15,066 (50.7%)	3,004.7 (49.9%)	3,004.7 (49.9%)
Laxatives; n (%)	523 (3.8%)	1,269 (4.3%)	247.0 (4.1%)	247.0 (4.1%)
Number of distinct medications				
...mean (sd)	15.85 (6.57)	16.30 (7.11)	16.29 (6.76)	16.29 (6.71)
Number of office visits				
...mean (sd)	10.78 (7.30)	11.53 (7.55)	11.23 (7.66)	11.23 (7.14)
Number of endocrinologist visits				
...mean (sd)	0.42 (1.69)	0.56 (1.57)	0.44 (1.70)	0.44 (1.34)
Number of cardiologist visits				
...mean (sd)	2.65 (4.43)	2.66 (4.09)	2.62 (4.17)	2.62 (4.08)
Number of internal/family medicine visits				
...mean (sd)	9.94 (11.47)	7.64 (8.32)	8.79 (9.74)	8.79 (9.86)
Number of electrocardiograms (ECG/EKG)				
...mean (sd)	1.47 (2.01)	1.33 (1.87)	1.38 (1.90)	1.38 (1.88)
Number of echocardiograms				
...mean (sd)	0.46 (0.77)	0.45 (0.77)	0.45 (0.74)	0.45 (0.75)
Out-of-pocket medication cost				
...mean (sd)	617.36 (799.68)	710.57 (960.32)	659.83 (853.88)	659.83 (748.45)
Unique brand medicines				
...mean (sd)	16.12 (6.79)	16.57 (7.33)	16.56 (6.97)	16.56 (6.93)
Unique generic medicines				
...mean (sd)	15.85 (6.57)	16.30 (7.11)	16.29 (6.76)	16.29 (6.71)
Colonoscopy Sigmoidoscopy; n (%)	1,327 (9.6%)	3,581 (12.0%)	653.7 (10.8%)	653.7 (10.8%)
Flu Pneumococcal vaccine; n (%)	4,556 (33.0%)	9,154 (30.8%)	1,942.5 (32.2%)	1,942.5 (32.2%)
Pap smear; n (%)	374 (2.7%)	1,617 (5.4%)	220.4 (3.7%)	220.4 (3.7%)
PSA test; n (%)	3,511 (25.5%)	8,259 (27.8%)	1,601.9 (26.6%)	1,601.9 (26.6%)
Fecal occult blood test; n (%)	872 (6.3%)	1,183 (4.0%)	324.0 (5.4%)	324.0 (5.4%)
Bone mineral density tests; n (%)	1,183 (8.6%)	2,624 (8.8%)	559.3 (9.3%)	559.3 (9.3%)
Mammograms; n (%)	2,812 (20.4%)	7,654 (25.7%)	1,437.2 (23.8%)	1,437.2 (23.8%)
Telemedicine; n (%)	2,855 (20.7%)	6,957 (23.4%)	1,236.9 (20.5%)	1,236.9 (20.5%)
HbA1c tests				
...mean (sd)	2.48 (1.34)	2.41 (1.37)	2.49 (1.33)	2.49 (1.38)
Lipid panels				
...mean (sd)	1.72 (1.22)	1.76 (1.23)	1.75 (1.21)	1.75 (1.21)
Creatinine tests				
...mean (sd)	3.88 (3.36)	3.42 (3.41)	3.73 (3.11)	3.73 (4.17)
Natriuretic peptide tests				
...mean (sd)	0.26 (0.78)	0.26 (0.81)	0.25 (0.76)	0.25 (0.75)
Urine tests				
...mean (sd)	1.44 (1.92)	1.23 (1.80)	1.36 (1.85)	1.36 (1.89)
Combined comorbidity score				
...mean (sd)	3.64 (3.09)	2.84 (2.66)	3.26 (2.82)	3.26 (2.89)
Frailty Score				
...mean (sd)	0.20 (0.07)	0.18 (0.06)	0.19 (0.06)	0.19 (0.06)
Number of Hospitalizations				
...mean (sd)	0.42 (1.05)	0.23 (0.67)	0.30 (0.82)	0.30 (0.81)
Any hospitalization within prior 91 days; n (%)	1,307 (9.5%)	1,190 (4.0%)	366.2 (6.1%)	366.2 (6.1%)
Any hospitalization within prior 92-365 days; n (%)	2,336 (16.9%)	3,757 (12.6%)	886.0 (14.7%)	886.0 (14.7%)
Number of hospitalizations (0, 1, 2 or more)				
...< 1; n (%)	10,738 (77.9%)	25,280 (85.0%)	4,931.8 (81.8%)	4,931.8 (81.8%)
...1 - <2; n (%)	1,709 (12.4%)	3,139 (10.6%)	693.2 (11.5%)	693.2 (11.5%)

...>= 2; n (%)	1,346 (9.8%)	1,325 (4.5%)	402.4 (6.7%)	402.4 (6.7%)
Heart failure hospitalization; n (%)	978 (7.1%)	1,473 (5.0%)	355.2 (5.9%)	355.2 (5.9%)
ED visit; n (%)	6,077 (44.1%)	10,116 (34.0%)	2,419.8 (40.2%)	2,419.8 (40.2%)
Acute MI; n (%)	242 (1.8%)	467 (1.6%)	98.8 (1.6%)	98.8 (1.6%)
Old MI; n (%)	1,160 (8.4%)	2,392 (8.0%)	493.3 (8.2%)	493.3 (8.2%)
Heart failure; n (%)	3,490 (25.3%)	6,804 (22.9%)	1,474.1 (24.5%)	1,474.1 (24.5%)
Acute heart failure; n (%)	848 (6.1%)	1,448 (4.9%)	330.4 (5.5%)	330.4 (5.5%)
Microalbuminuria or proteinuria; n (%)	1,107 (8.0%)	2,260 (7.6%)	467.9 (7.8%)	467.9 (7.8%)
Ratio of brand to generic medications				
...mean (sd)	1.02 (0.04)	1.01 (0.03)	1.01 (0.04)	1.01 (0.03)
...CED				
...2022	3,157 (22.9%)	1,553 (5.2%)	651.5 (10.8%)	651.5 (10.8%)
...2023	4,846 (35.1%)	9,004 (30.3%)	2,160.0 (35.8%)	2,160.0 (35.8%)
...2024	4,522 (32.8%)	13,188 (44.3%)	2,418.1 (40.1%)	2,418.1 (40.1%)
...2025	1,268 (9.2%)	5,999 (20.2%)	797.9 (13.2%)	797.9 (13.2%)

Appendix 7. Balance Assessment - Table 1

MARKETSCAN				
Variable	Reference: Sitagliptin	Exposure: Tirzepatide	Reference: Sitagliptin	Exposure: Tirzepatide
Number of patients	3,825	5,609	3,825	5,609
Sum of weights			1,413.43	1,413.43
Effective sample size			2,442	3,375
Age				
...mean (sd)	68.34 (11.44)	59.43 (9.10)	63.13 (10.46)	63.13 (9.54)
Gender (male); n (%)	2,110 (55.2%)	2,813 (50.2%)	760.0 (53.8%)	760.0 (53.8%)
Region / State				
...Northeast; n (%)	710 (18.6%)	571 (10.2%)	193.6 (13.7%)	193.6 (13.7%)
...Midwest / North central; n (%)	1,526 (39.9%)	1,476 (26.3%)	459.6 (32.5%)	459.6 (32.5%)
...South; n (%)	1,432 (37.4%)	3,261 (58.1%)	692.9 (49.0%)	692.9 (49.0%)
...West; n (%)	152 (4.0%)	295 (5.3%)	65.5 (4.6%)	65.5 (4.6%)
...Missing; n (%)	5 (0.1%)	6 (0.1%)	1.8 (0.1%)	1.8 (0.1%)
Smoking / Tobacco use; n (%)	529 (13.8%)	742 (13.2%)	193.4 (13.7%)	193.4 (13.7%)
Weight				
...Overweight; n (%)	1,097 (28.7%)	443 (7.9%)	206.1 (14.6%)	206.1 (14.6%)
...Class 1 Obesity; n (%)	500 (13.1%)	457 (8.1%)	166.4 (11.8%)	166.4 (11.8%)
...Class 2 Obesity; n (%)	193 (5.0%)	385 (6.9%)	93.5 (6.6%)	93.5 (6.6%)
...Class 3 Obesity; n (%)	547 (14.3%)	1,102 (19.6%)	256.2 (18.1%)	256.2 (18.1%)
...Unspecified Obesity; n (%)	1,488 (38.9%)	3,222 (57.4%)	691.2 (48.9%)	691.2 (48.9%)
Diabetic retinopathy; n (%)	402 (10.5%)	494 (8.8%)	125.8 (8.9%)	125.8 (8.9%)
Diabetic neuropathy; n (%)	1,175 (30.7%)	1,261 (22.5%)	370.7 (26.2%)	370.7 (26.2%)
Diabetic nephropathy; n (%)	994 (26.0%)	870 (15.5%)	273.9 (19.4%)	273.9 (19.4%)
Diabetes with other ophthalmic complications; n (%)	160 (4.2%)	115 (2.1%)	40.5 (2.9%)	40.5 (2.9%)
Diabetes with peripheral circulatory disorders; n (%)	642 (16.8%)	700 (12.5%)	196.9 (13.9%)	196.9 (13.9%)
Diabetic foot; n (%)	115 (3.0%)	150 (2.7%)	38.0 (2.7%)	38.0 (2.7%)
Erectile dysfunction; n (%)	182 (4.8%)	263 (4.7%)	65.7 (4.7%)	65.7 (4.7%)
Hypoglycemia; n (%)	748 (19.6%)	1,102 (19.6%)	273.4 (19.3%)	273.4 (19.3%)
Hyperglycemia/DKA/HONK; n (%)	1,954 (51.1%)	2,858 (51.0%)	720.5 (51.0%)	720.5 (51.0%)
Skin infections; n (%)	413 (10.8%)	598 (10.7%)	147.3 (10.4%)	147.3 (10.4%)
Stable angina; n (%)	282 (7.4%)	347 (6.2%)	95.5 (6.8%)	95.5 (6.8%)
Unstable angina; n (%)	155 (4.1%)	188 (3.4%)	50.1 (3.6%)	50.1 (3.6%)
Hypertension; n (%)	3,474 (90.8%)	4,960 (88.4%)	1,256.9 (88.9%)	1,256.9 (88.9%)
Hypotension; n (%)	156 (4.1%)	119 (2.1%)	36.1 (2.6%)	36.1 (2.6%)
Hyperlipidemia; n (%)	3,345 (87.5%)	4,853 (86.5%)	1,235.0 (87.4%)	1,235.0 (87.4%)
Atrial fibrillation; n (%)	625 (16.3%)	605 (10.8%)	178.9 (12.7%)	178.9 (12.7%)
Cardiac conduction disorder; n (%)	317 (8.3%)	282 (5.0%)	83.8 (5.9%)	83.8 (5.9%)
Previous cardiac procedure (CABG, PTCA, Stent); n (%)	102 (2.7%)	134 (2.4%)	38.5 (2.7%)	38.5 (2.7%)
Ischemic stroke; n (%)	115 (3.0%)	67 (1.2%)	23.9 (1.7%)	23.9 (1.7%)
PVD diagnosis or surgery; n (%)	693 (18.1%)	658 (11.7%)	206.0 (14.6%)	206.0 (14.6%)
Other cardiac dysrhythmia; n (%)	1,004 (26.2%)	1,291 (23.0%)	327.5 (23.2%)	327.5 (23.2%)
Cardiomyopathy; n (%)	303 (7.9%)	362 (6.5%)	94.3 (6.7%)	94.3 (6.7%)
Valve disorders; n (%)	641 (16.8%)	636 (11.3%)	190.9 (13.5%)	190.9 (13.5%)
Valve replacement; n (%)	56 (1.5%)	44 (0.8%)	15.0 (1.1%)	15.0 (1.1%)
TIA; n (%)	160 (4.2%)	128 (2.3%)	39.2 (2.8%)	39.2 (2.8%)
Edema; n (%)	518 (13.5%)	655 (11.7%)	173.3 (12.3%)	173.3 (12.3%)
Venous thromboembolism / Pulmonary embolism; n (%)	172 (4.5%)	191 (3.4%)	51.6 (3.7%)	51.6 (3.7%)
Pulmonary hypertension; n (%)	138 (3.6%)	112 (2.0%)	30.6 (2.2%)	30.6 (2.2%)
Implantable cardioverter defibrillator; n (%)	14 (0.4%)	18 (0.3%)	4.4 (0.3%)	4.4 (0.3%)
Hyperkalemia; n (%)	142 (3.7%)	85 (1.5%)	30.4 (2.2%)	30.4 (2.2%)
Coronary atherosclerosis; n (%)	1,612 (42.1%)	2,022 (36.0%)	559.8 (39.6%)	559.8 (39.6%)
Cerebrovascular procedure; n (%)	8 (0.2%)	6 (0.1%)	2.2 (0.2%)	2.2 (0.2%)
Insertion of pacemakers / removal of cardiac lead; n (%)	11 (0.3%)	4 (0.1%)	1.7 (0.1%)	1.7 (0.1%)
CKD stage 1-2; n (%)	145 (3.8%)	165 (2.9%)	50.7 (3.6%)	50.7 (3.6%)
CKD stage 3-4; n (%)	689 (18.0%)	493 (8.8%)	170.0 (12.0%)	170.0 (12.0%)
Unspecified CKD; n (%)	246 (6.4%)	170 (3.0%)	58.5 (4.1%)	58.5 (4.1%)
Acute kidney injury; n (%)	358 (9.4%)	213 (3.8%)	78.0 (5.5%)	78.0 (5.5%)

Hypertensive nephropathy; n (%)	573 (15.0%)	446 (8.0%)	143.7 (10.2%)	143.7 (10.2%)
Urinary tract infections; n (%)	609 (15.9%)	641 (11.4%)	176.8 (12.5%)	176.8 (12.5%)
Genital infections; n (%)	130 (3.4%)	167 (3.0%)	45.7 (3.2%)	45.7 (3.2%)
Urolithiasis (Kidney and urinary stone); n (%)	207 (5.4%)	245 (4.4%)	69.5 (4.9%)	69.5 (4.9%)
COPD; n (%)	478 (12.5%)	476 (8.5%)	146.3 (10.4%)	146.3 (10.4%)
Asthma; n (%)	344 (9.0%)	591 (10.5%)	140.8 (10.0%)	140.8 (10.0%)
Obstructive sleep apnea; n (%)	1,001 (26.2%)	2,193 (39.1%)	459.1 (32.5%)	459.1 (32.5%)
Serious bacterial infections; n (%)	250 (6.5%)	190 (3.4%)	62.4 (4.4%)	62.4 (4.4%)
Pneumonia; n (%)	269 (7.0%)	224 (4.0%)	68.0 (4.8%)	68.0 (4.8%)
Liver disease; n (%)	575 (15.0%)	879 (15.7%)	206.8 (14.6%)	206.8 (14.6%)
MASH/MASLD; n (%)	217 (5.7%)	501 (8.9%)	101.2 (7.2%)	101.2 (7.2%)
Fractures / Falls; n (%)	294 (7.7%)	206 (3.7%)	67.5 (4.8%)	67.5 (4.8%)
Osteoporosis; n (%)	150 (3.9%)	103 (1.8%)	37.9 (2.7%)	37.9 (2.7%)
Osteoarthritis; n (%)	976 (25.5%)	1,354 (24.1%)	330.4 (23.4%)	330.4 (23.4%)
Depression; n (%)	497 (13.0%)	878 (15.7%)	187.2 (13.3%)	187.2 (13.3%)
Dementia; n (%)	272 (7.1%)	90 (1.6%)	39.9 (2.8%)	39.9 (2.8%)
Delirium or psychosis; n (%)	41 (1.1%)	26 (0.5%)	9.3 (0.7%)	9.3 (0.7%)
Anxiety; n (%)	540 (14.1%)	1,175 (20.9%)	228.6 (16.2%)	228.6 (16.2%)
Sleep disorders; n (%)	939 (24.5%)	1,593 (28.4%)	366.3 (25.9%)	366.3 (25.9%)
Anemia; n (%)	1,009 (26.4%)	1,094 (19.5%)	301.8 (21.3%)	301.8 (21.3%)
Influenza; n (%)	62 (1.6%)	142 (2.5%)	29.3 (2.1%)	29.3 (2.1%)
COVID; n (%)	533 (13.9%)	809 (14.4%)	190.9 (13.5%)	190.9 (13.5%)
Hyperthyroidism and other thyroid gland disorders; n (%)	1,001 (26.2%)	1,498 (26.7%)	353.3 (25.0%)	353.3 (25.0%)
Hypothyroidism; n (%)	774 (20.2%)	1,148 (20.5%)	275.7 (19.5%)	275.7 (19.5%)
Nephrotic syndrome; n (%)	4 (0.1%)	2 (0.0%)	0.7 (0.1%)	0.7 (0.1%)
Urinary incontinence; n (%)	222 (5.8%)	191 (3.4%)	59.2 (4.2%)	59.2 (4.2%)
Biliary disease; n (%)	15 (0.4%)	12 (0.2%)	2.8 (0.2%)	2.8 (0.2%)
Pancreatitis; n (%)	1 (0.0%)	4 (0.1%)	0.8 (0.1%)	0.8 (0.1%)
Bowel obstruction; n (%)	15 (0.4%)	11 (0.2%)	3.0 (0.2%)	3.0 (0.2%)
Gastroparesis; n (%)	25 (0.7%)	49 (0.9%)	12.2 (0.9%)	12.2 (0.9%)
Number of antidiabetic drugs on CED				
...mean (sd)	1.17 (0.87)	1.06 (0.94)	1.17 (0.86)	1.17 (0.94)
Concomitant use or initiation of Metformin; n (%)	2,198 (57.5%)	2,557 (45.6%)	777.2 (55.0%)	777.2 (55.0%)
Concomitant use or initiation of Insulins; n (%)	488 (12.8%)	1,145 (20.4%)	226.6 (16.0%)	226.6 (16.0%)
Concomitant use or initiation of Sulfonylureas; n (%)	821 (21.5%)	576 (10.3%)	231.0 (16.3%)	231.0 (16.3%)
Concomitant use or initiation of DPP-4i; n (%)	35 (0.9%)	77 (1.4%)	16.2 (1.2%)	16.2 (1.2%)
Concomitant use or initiation of SGLT-2i; n (%)	753 (19.7%)	1,345 (24.0%)	332.6 (23.5%)	332.6 (23.5%)
Concomitant use or initiation of Any other glucose-lowering drugs; n (%)	186 (4.9%)	221 (3.9%)	68.1 (4.8%)	68.1 (4.8%)
Past use of Metformin; n (%)	2,620 (68.5%)	3,503 (62.5%)	959.2 (67.9%)	959.2 (67.9%)
Past use of Insulins; n (%)	739 (19.3%)	1,495 (26.7%)	315.6 (22.3%)	315.6 (22.3%)
Past use of Sulfonylureas; n (%)	1,197 (31.3%)	887 (15.8%)	333.2 (23.6%)	333.2 (23.6%)
Past use of DPP-4i; n (%)	98 (2.6%)	112 (2.0%)	30.3 (2.2%)	30.3 (2.2%)
Past use of SGLT-2i; n (%)	1,053 (27.5%)	1,749 (31.2%)	441.4 (31.2%)	441.4 (31.2%)
Past use of Any other glucose-lowering drugs; n (%)	285 (7.5%)	309 (5.5%)	92.2 (6.5%)	92.2 (6.5%)
ACE-is/ARB's; n (%)	2,833 (74.1%)	3,963 (70.7%)	1,035.3 (73.3%)	1,035.3 (73.3%)
ARNi; n (%)	104 (2.7%)	183 (3.3%)	37.0 (2.6%)	37.0 (2.6%)
Thiazides; n (%)	1,178 (30.8%)	1,946 (34.7%)	458.2 (32.4%)	458.2 (32.4%)
Beta-blockers; n (%)	2,149 (56.2%)	2,931 (52.3%)	765.6 (54.2%)	765.6 (54.2%)
Calcium channel blockers; n (%)	1,544 (40.4%)	1,783 (31.8%)	502.2 (35.5%)	502.2 (35.5%)
Digoxin / Digitoxin; n (%)	41 (1.1%)	43 (0.8%)	13.5 (1.0%)	13.5 (1.0%)
Loop diuretics; n (%)	791 (20.7%)	1,019 (18.2%)	263.9 (18.7%)	263.9 (18.7%)
Other diuretics; n (%)	331 (8.7%)	586 (10.4%)	127.5 (9.0%)	127.5 (9.0%)
Intravenous diuretics; n (%)	53 (1.4%)	54 (1.0%)	15.2 (1.1%)	15.2 (1.1%)
Nitrates; n (%)	424 (11.1%)	543 (9.7%)	147.2 (10.4%)	147.2 (10.4%)
Anti-arrhythmics; n (%)	136 (3.6%)	190 (3.4%)	49.2 (3.5%)	49.2 (3.5%)
Statins; n (%)	3,165 (82.7%)	4,325 (77.1%)	1,144.6 (81.0%)	1,144.6 (81.0%)
PCSK9 inhibitors and other lipid-lowering drugs; n (%)	622 (16.3%)	985 (17.6%)	243.0 (17.2%)	243.0 (17.2%)
Antiplatelet medications; n (%)	821 (21.5%)	1,004 (17.9%)	285.2 (20.2%)	285.2 (20.2%)
Oral anticoagulants; n (%)	663 (17.3%)	713 (12.7%)	204.5 (14.5%)	204.5 (14.5%)
COPD/Asthma medications; n (%)	1,262 (33.0%)	2,160 (38.5%)	513.0 (36.3%)	513.0 (36.3%)

NSAIDs; n (%)	1,077 (28.2%)	1,891 (33.7%)	436.3 (30.9%)	436.3 (30.9%)
Oral corticosteroids; n (%)	938 (24.5%)	1,738 (31.0%)	382.8 (27.1%)	382.8 (27.1%)
Osteoporosis agents (incl. bisphosphonates); n (%)	90 (2.4%)	89 (1.6%)	28.4 (2.0%)	28.4 (2.0%)
Opioids; n (%)	748 (19.6%)	1,198 (21.4%)	294.1 (20.8%)	294.1 (20.8%)
Anti-depressants; n (%)	1,090 (28.5%)	2,150 (38.3%)	458.2 (32.4%)	458.2 (32.4%)
Antipsychotics; n (%)	127 (3.3%)	186 (3.3%)	42.7 (3.0%)	42.7 (3.0%)
Anxiolytics / hypnotics, benzos; n (%)	612 (16.0%)	1,294 (23.1%)	276.5 (19.6%)	276.5 (19.6%)
Dementia medications; n (%)	146 (3.8%)	34 (0.6%)	19.1 (1.4%)	19.1 (1.4%)
Urinary tract infections antibiotics; n (%)	1,757 (45.9%)	2,750 (49.0%)	658.8 (46.6%)	658.8 (46.6%)
Laxatives; n (%)	115 (3.0%)	195 (3.5%)	44.9 (3.2%)	44.9 (3.2%)
Number of distinct medications				
...mean (sd)	14.08 (6.15)	15.02 (6.65)	14.37 (6.47)	14.37 (6.17)
Number of office visits				
...mean (sd)	10.51 (7.12)	10.65 (6.99)	10.33 (7.18)	10.33 (6.77)
Number of endocrinologist visits				
...mean (sd)	0.46 (1.61)	0.51 (1.39)	0.45 (1.54)	0.45 (1.29)
Number of cardiologist visits				
...mean (sd)	2.54 (4.18)	1.99 (3.41)	2.11 (3.66)	2.11 (3.48)
Number of internal/family medicine visits				
...mean (sd)	6.70 (7.91)	5.41 (5.75)	5.73 (6.20)	5.73 (6.25)
Number of Electrocardiograms (ECG/EKG)				
...mean (sd)	1.50 (1.99)	1.20 (1.72)	1.29 (1.71)	1.29 (1.85)
Number of Echocardiograms				
...mean (sd)	0.54 (0.93)	0.42 (0.79)	0.45 (0.80)	0.45 (0.83)
Out-of-pocket medication cost				
...mean (sd)	525.86 (1,080.34)	603.48 (1,048.58)	554.16 (1,206.55)	554.16 (913.40)
Unique brand medicines				
...mean (sd)	14.34 (6.36)	15.28 (6.84)	14.63 (6.69)	14.62 (6.33)
Unique generic medicines				
...mean (sd)	14.08 (6.15)	15.02 (6.65)	14.37 (6.47)	14.37 (6.17)
Colonoscopy Sigmoidoscopy; n (%)	393 (10.3%)	723 (12.9%)	160.9 (11.4%)	160.9 (11.4%)
Flu Pneumococcal vaccine; n (%)	1,242 (32.5%)	1,562 (27.8%)	426.2 (30.2%)	426.2 (30.2%)
Pap smear; n (%)	181 (4.7%)	554 (9.9%)	97.8 (6.9%)	97.8 (6.9%)
PSA test; n (%)	1,046 (27.3%)	1,546 (27.6%)	404.9 (28.6%)	404.9 (28.6%)
Fecal occult blood test; n (%)	180 (4.7%)	233 (4.2%)	63.5 (4.5%)	63.5 (4.5%)
Bone mineral density tests; n (%)	188 (4.9%)	285 (5.1%)	70.5 (5.0%)	70.5 (5.0%)
Mammograms; n (%)	702 (18.4%)	1,473 (26.3%)	323.2 (22.9%)	323.2 (22.9%)
Telemedicine; n (%)	969 (25.3%)	1,736 (31.0%)	389.1 (27.5%)	389.1 (27.5%)
HbA1C tests				
...mean (sd)	2.14 (1.52)	2.30 (1.81)	2.26 (1.50)	2.26 (1.52)
Lipid panels				
...mean (sd)	1.55 (1.31)	1.72 (1.34)	1.66 (1.32)	1.66 (1.29)
Creatinine tests				
...mean (sd)	0.08 (0.44)	0.04 (0.27)	0.06 (0.34)	0.06 (0.32)
Natriuretic peptide tests				
...mean (sd)	0.20 (0.80)	0.20 (0.99)	0.20 (0.86)	0.20 (0.93)
Urine tests				
...mean (sd)	1.23 (1.91)	1.08 (1.88)	1.13 (1.74)	1.13 (1.84)
Combined comorbidity score				
...mean (sd)	2.64 (2.81)	1.70 (2.01)	1.98 (2.30)	1.98 (2.23)
Frailty Score				
...mean (sd)	0.18 (0.06)	0.16 (0.04)	0.17 (0.05)	0.17 (0.05)
Number of Hospitalizations				
...mean (sd)	11.51 (35.04)	5.80 (24.31)	7.25 (25.65)	7.25 (27.50)
Any hospitalization within prior 91 days; n (%)	272 (7.1%)	160 (2.9%)	60.5 (4.3%)	60.5 (4.3%)
Any hospitalization within prior 92-365 days; n (%)	548 (14.3%)	486 (8.7%)	140.7 (10.0%)	140.7 (10.0%)
Number of hospitalizations (0, 1, 2 or more)				
...< 1; n (%)	3,091 (80.8%)	5,017 (89.4%)	1,229.0 (87.0%)	1,229.0 (87.0%)
...1 - <2; n (%)	32 (0.8%)	30 (0.5%)	9.1 (0.7%)	9.1 (0.7%)
...>= 2; n (%)	702 (18.4%)	562 (10.0%)	175.3 (12.4%)	175.3 (12.4%)

Heart failure hospitalization; n (%)	247 (6.5%)	164 (2.9%)	54.8 (3.9%)	54.8 (3.9%)
ED visit; n (%)	1,601 (41.9%)	2,012 (35.9%)	518.1 (36.7%)	518.1 (36.7%)
Acute MI; n (%)	90 (2.4%)	97 (1.7%)	28.6 (2.0%)	28.6 (2.0%)
Old MI; n (%)	169 (4.4%)	212 (3.8%)	60.2 (4.3%)	60.2 (4.3%)
Heart failure; n (%)	704 (18.4%)	665 (11.9%)	194.8 (13.8%)	194.8 (13.8%)
Acute heart failure; n (%)	192 (5.0%)	149 (2.7%)	47.1 (3.3%)	47.1 (3.3%)
Microalbuminuria or proteinuria; n (%)	190 (5.0%)	208 (3.7%)	62.1 (4.4%)	62.1 (4.4%)
Ratio of brand to generic medications ...mean (sd)	1.02 (0.04)	1.02 (0.04)	1.02 (0.04)	1.02 (0.04)
...CED				
...2022	1,611 (42.1%)	940 (16.8%)	399.6 (28.3%)	399.6 (28.3%)
...2023	2,214 (57.9%)	4,669 (83.2%)	1,013.9 (71.7%)	1,013.9 (71.7%)

Variable_name	Algorithm sources
Age	
Gender	
Race	
Region	If region not available, from State, https://www2.census.gov/geo/pdfs/maps-data/maps/reference/us_regdiv.pdf
	Investigator review of codes based on: https://dev.sentinelssystem.org/projects/AP/repos/sentinel-analytic-packages/browse?at=refs%2Fheads%2Fcder_mpl2p_wp015 , https://dev.sentinelssystem.org/projects/AP/repos/sentinel-analytic-packages/browse?at=refs%2Fheads%2Fcder_sir_wp002 , https://pubmed.ncbi.nlm.nih.gov/34953068/ , https://www.ncbi.nlm.nih.gov/pmc/articles/PMC9154288/ , https://www.ncbi.nlm.nih.gov/pmc/articles/PMC3721171/
Smoking / Tobacco use	
Underweight	Investigator review of codes based on: https://pubmed.ncbi.nlm.nih.gov/34338404/
Normal weight, if BMI is 20.0-24.9	Investigator review of codes based on: https://pubmed.ncbi.nlm.nih.gov/34338404/
Overweight, if BMI is 25.0 to 29.9	Investigator review of codes based on: https://pubmed.ncbi.nlm.nih.gov/34338404/
Class 1 (low-risk) obesity, if BMI is 30.0 to 34.9	Investigator review of codes based on: https://pubmed.ncbi.nlm.nih.gov/34338404/
Class 2 (moderate-risk) obesity, if BMI is 35.0 to 39.9	Investigator review of codes based on: https://pubmed.ncbi.nlm.nih.gov/34338404/
Class 3 (high-risk) obesity if BMI is equal to or greater than 40	Investigator review of codes based on: https://pubmed.ncbi.nlm.nih.gov/34338404/
Unspecified obesity	Investigator review of codes based on: https://pubmed.ncbi.nlm.nih.gov/34338404/ , Investigator review of codes based on: https://pubmed.ncbi.nlm.nih.gov/34953068/ ,
Diabetic retinopathy	https://pubmed.ncbi.nlm.nih.gov/35043165/ , Investigator review of codes based on: https://pubmed.ncbi.nlm.nih.gov/34953068/ ,
Diabetic neuropathy	https://pubmed.ncbi.nlm.nih.gov/35043165/
Diabetic nephropathy	Investigator review of codes based on: https://pubmed.ncbi.nlm.nih.gov/35043165/
Diabetes with other ophthalmic complications	Investigator review of codes based on: https://pubmed.ncbi.nlm.nih.gov/34953068/ , ICD9 to ICD10 conversion
	Investigator review of codes based on: https://www.ncbi.nlm.nih.gov/books/NBK368403/table/sb203.t5/ , https://www.health.mil/Reference-Center/Publications/2016/03/01/Diabetes-Mellitus , http://www.icd9data.com/2014/Volume1/240-279/249-259/250/default.htm , https://www.icd10data.com/ICD10CM/Codes/E00-E89/E08-E13/E11-
Diabetes with peripheral circulatory disorders	
Diabetic foot	Investigator review of codes based on: (modified codes) https://pubmed.ncbi.nlm.nih.gov/36102675/ Investigator review of codes based on: the paper then used ICD9/ICD10 website to expand it, https://www.icd10data.com/ICD10CM/Codes/N00-N99/N40-N53/N52- ,
Erectile dysfunction	https://www.ncbi.nlm.nih.gov/pmc/articles/PMC4857901/ Investigator review of codes based on: https://pubmed.ncbi.nlm.nih.gov/34953068/ ,
Hypoglycemia	https://pubmed.ncbi.nlm.nih.gov/35043165/ Investigator review of codes based on: https://pubmed.ncbi.nlm.nih.gov/34953068/ , https://pubmed.ncbi.nlm.nih.gov/35043165/ , DKA: https://pubmed.ncbi.nlm.nih.gov/29773640/ , https://pubmed.ncbi.nlm.nih.gov/38262528/ HONK: https://dam.assets.ohio.gov/image/upload/medicaid.ohio.gov/Providers/PaymentInnovation/DEF/DK_A.pdf
Hyperglycemia/DKA/HONK	Investigator review of codes based on: https://pubmed.ncbi.nlm.nih.gov/34953068/ , ICD9 to ICD10 conversion
Skin infections	Investigator review of codes based on: https://pubmed.ncbi.nlm.nih.gov/19337843/ , https://pubmed.ncbi.nlm.nih.gov/articles/PMC9172873/
Stable angina	Investigator review of codes based on: https://pubmed.ncbi.nlm.nih.gov/19337843/ , https://pubmed.ncbi.nlm.nih.gov/articles/PMC9172873/
Unstable angina	Investigator review of codes based on: https://pubmed.ncbi.nlm.nih.gov/35043165/ , https://www.ncbi.nlm.nih.gov/pmc/articles/PMC8929186/
Hypertension	Investigator review of codes based on: https://pubmed.ncbi.nlm.nih.gov/articles/PMC8064679/
Hypotension	Investigator review of codes based on: https://pubmed.ncbi.nlm.nih.gov/35043165/ , https://dev.sentinelssystem.org/projects/AP/repos/sentinel-analytic-packages/browse?at=refs%2Fheads%2Fcder_sir_wp002 , https://dev.sentinelssystem.org/projects/AP/repos/sentinel-analytic-packages/browse?at=refs%2Fheads%2Fcder_mpl2p_wp015
Hyperlipidemia	Investigator review of codes based on: https://pubmed.ncbi.nlm.nih.gov/31933524/
Atrial fibrillation	Investigator review of codes based on: https://pubmed.ncbi.nlm.nih.gov/24682186/
Acute myocardial infarction	Investigator review of codes based on: https://pubmed.ncbi.nlm.nih.gov/24682186/
Old myocardial infarction	Investigator review of codes based on: https://stacks.cdc.gov/view/cdc/31381/cdc_31381_DS8.pdf , https://www.health.ny.gov/health_care/medicaid/redesign/dsrp/vbp_library/docs/arrblk.pdf , https://www.cdc.gov/dhdp/maps/atlas/data-sources.html , https://www.cms.gov/medicare/coding/icd10/downloads/icd10clinicalconceptscardiology1.pdf , ICD9 to ICD10 conversion
Cardiac conduction disorder	

Previous cardiac procedure (CABG, PTCA, Stent)	Modified codes based on eligibility criteria, here we implement any care setting, any diagnosis position
Ischemic stroke	Modified codes based on eligibility criteria, here we implement any care setting, any diagnosis position
PVD diagnosis or surgery	Investigator review of codes, https://www.icd10data.com/
	Investigator review of codes based on: https://stacks.cdc.gov/view/cdc/31381/cdc_31381_DS8.pdf , https://www.health.ny.gov/health_care/medicaid/redesign/dsrip/vbp_library/docs/arrblk.pdf , https://www.cdc.gov/dhdspl/maps/atlas/data-sources.html , https://www.cms.gov/medicare/coding/icd10/downloads/icd10clinicalconceptscardiology1.pdf , ICD9 to ICD10 conversion
Other cardiac dysrhythmia	Investigator review of codes
Heart failure	Investigator review of codes
Acute heart failure	Investigator review of codes
Microalbuminuria/proteinuria	Modified codes based on inclusion criteria, here we implement any care setting, any diagnosis position
	Investigator review of codes based on: https://dev.sentinel-system.org/projects/AP/repos/sentinel-analytic-packages/browse?at=refs%2Fheads%2Fcdcr_mpl2p_wp015
Cardiomyopathy	Investigator review of codes based on: https://stacks.cdc.gov/view/cdc/31381/cdc_31381_DS8.pdf , https://pubmed.ncbi.nlm.nih.gov/38440888/ , https://www.ncbi.nlm.nih.gov/pmc/articles/PMC8751938/ , https://dev.sentinel-system.org/projects/AP/repos/sentinel-analytic-packages/browse?at=refs%2Fheads%2Fcdcr_mpl2p_wp015 , https://dev.sentinel-system.org/projects/AP/repos/sentinel-analytic-packages/browse?at=cdcr_mpl2p_wp009
Valve disorders	
Valve replacement	Modified codes based on eligibility criteria, here we implement any care setting, any diagnosis position
TIA	Modified codes based on eligibility criteria, here we implement any care setting, any diagnosis position
Edema	Investigator review of codes based on: https://www.cms.gov/medicare-coverage-database/view/article.aspx?articleid=52993&ver=45& Investigator review of codes based on: https://www.sciencedirect.com/science/article/pii/S2666572723000251
Venous thromboembolism/ pulmonary embolism	Investigator review of codes
Pulmonary hypertension	
Implantable cardioverter defibrillator	Modified codes based on eligibility criteria, here we implement any care setting, any diagnosis position
Hyperkalemia	https://pmc.ncbi.nlm.nih.gov/articles/PMC4399109/
Coronary atherosclerosis	Investigator review of codes based on: https://pmc.ncbi.nlm.nih.gov/articles/PMC10251803/
Cerebrovascular procedure	Investigator review of codes, https://www.icd10data.com/
Insertion of pacemakers / removal of cardiac lead	Modified codes based on eligibility criteria, here we implement any care setting, any diagnosis position
CKD stage 1-2	Investigator review of codes based on: https://pubmed.ncbi.nlm.nih.gov/35043165/
CKD stage 3-4	Investigator review of codes based on: https://pmc.ncbi.nlm.nih.gov/articles/PMC2978782/
Unspecified CKD	Investigator review of codes based on: https://pmc.ncbi.nlm.nih.gov/articles/PMC5888226/
Acute kidney injury	Investigator review of codes based on: https://www.ncbi.nlm.nih.gov/pmc/articles/PMC8929186/
	Investigator review of codes based on: https://nccd.cdc.gov/ckd/Methods.aspx?Qnum=Q637 , https://www.kidneymedicinejournal.org/cms/10.1016/j.xkme.2022.100414/attachment/5e29ab67-7a7d-4621-9af3-81bd071bbc67/mmc1.pdf , https://www.icd10data.com/ICD10CM/Codes/I00-I99
Hypertensive nephropathy	Investigator reviewed code based on: https://pmc.ncbi.nlm.nih.gov/articles/PMC7558992/#app1-antibiotics-09-00536
Urinary tract infections	Investigator reviewed codes based on: https://pubmed.ncbi.nlm.nih.gov/30207042/
Genital infections	Investigator review of codes based on: https://pmc.ncbi.nlm.nih.gov/articles/PMC7793999/
Urolithiasis (kidney or urinary stones)	
COPD	Investigator review of codes based on: https://www.ncbi.nlm.nih.gov/pmc/articles/PMC10203971/
	Investigator review of codes based on: https://www.ncbi.nlm.nih.gov/pmc/articles/PMC10203971/ , modified CCW algorithm (any care setting, any diagnosis position)
Asthma	
	Investigator review of codes based on: https://www.ncbi.nlm.nih.gov/pmc/articles/PMC8636332/ , https://www.ncbi.nlm.nih.gov/pmc/articles/PMC7927325/ https://pubmed.ncbi.nlm.nih.gov/29921683/ , https://pubmed.ncbi.nlm.nih.gov/17346615/ , https://pubmed.ncbi.nlm.nih.gov/23335588/
Obstructive sleep apnea	
Serious bacterial infections	
Pneumonia	Investigator review of codes based on: https://www.ncbi.nlm.nih.gov/pmc/articles/PMC10203971/

	https://dev.sentinelssystem.org/projects/AP/repos/sentinel-analytic-packages/browse?at=refs%2Fheads%2Fcder_sir_wp002
Liver disease	https://dev.sentinelssystem.org/projects/AP/repos/sentinel-analytic-packages/browse?at=refs%2Fheads%2Fcder_mpl2p_wp015 , Modified algorithm from https://pubmed.ncbi.nlm.nih.gov/34256144/ , Modified CCW algorithm Investigator review of codes: https://pubmed.ncbi.nlm.nih.gov/32300995/
MASH/MASLD	https://pubmed.ncbi.nlm.nih.gov/39316292/ https://dev.sentinelssystem.org/projects/AP/repos/sentinel-analytic-packages/browse?at=refs%2Fheads%2Fcder_mpl2p_wp015 , https://dev.sentinelssystem.org/projects/AP/repos/sentinel-analytic-packages/browse?at=cder_mpl2p_wp009 , https://dev.sentinelssystem.org/projects/AP/repos/sentinel-analytic-packages/browse?at=refs%2Fheads%2Fcder_mpl2p_wp015 , https://dev.sentinelssystem.org/projects/AP/repos/sentinel-analytic-packages/browse?at=cder_mpl2p_wp010 https://www.ncbi.nlm.nih.gov/pmc/articles/PMC8202643/ , https://dev.sentinelssystem.org/projects/AP/repos/sentinel-analytic-packages/browse?at=refs%2Fheads%2Fcder_sir_wp002 , CCW Algorithms Modified CCW algorithm
Fractures / Falls	https://pubmed.ncbi.nlm.nih.gov/35043165/ , CCW Algorithms
Osteoporosis	https://pubmed.ncbi.nlm.nih.gov/35043165/ , https://dev.sentinelssystem.org/projects/AP/repos/sentinel-analytic-packages/browse?at=refs%2Fheads%2Fcder_mpl2p_wp015
Osteoarthritis	https://pubmed.ncbi.nlm.nih.gov/28485014/ , https://pubmed.ncbi.nlm.nih.gov/35043165/
Depression	https://pubmed.ncbi.nlm.nih.gov/35043165/ Investigator review of codes based on https://www.verywellhealth.com/sleeping-disorders-list-and-diagnostic-codes-3014779
Dementia	Modified codes based on eligibility criteria, here we implement any care setting, any diagnosis position
Delirium or psychosis	Investigator review of codes based on: https://pubmed.ncbi.nlm.nih.gov/38556924/
Anxiety	https://pubmed.ncbi.nlm.nih.gov/34913208/ , https://www.ncbi.nlm.nih.gov/pmc/articles/PMC8427377/
Sleep disorder	Investigator review of codes based on: https://www.cms.gov/icd10m/version37-fullcode-cms/fullcode_cms/PO244.html
Anemia	Investigator review of codes based on: https://pmc.ncbi.nlm.nih.gov/articles/PMC10478599/
Influenza	Investigator review of codes based on: https://nccd.cdc.gov/ckd/Methods.aspx?Qnum=Q637 , https://www.cms.gov/icd10m/FY2024-nprmversion41.0-fullcode-cms/fullcode_cms/P2401.html Investigator review of codes based on: https://pubmed.ncbi.nlm.nih.gov/38527324/
COVID-19	Investigator review of codes based on: https://pubmed.ncbi.nlm.nih.gov/37796527/ , https://pubmed.ncbi.nlm.nih.gov/35851329/ , https://pmc.ncbi.nlm.nih.gov/articles/PMC3985913/ , https://pubmed.ncbi.nlm.nih.gov/38503905/ , https://pubmed.ncbi.nlm.nih.gov/35513234/ Investigator review of codes: https://pubmed.ncbi.nlm.nih.gov/36222554/ , https://pubmed.ncbi.nlm.nih.gov/30287807/ , https://pubmed.ncbi.nlm.nih.gov/22262606/ Investigator review of codes based on: https://pubmed.ncbi.nlm.nih.gov/36798959/ , https://pubmed.ncbi.nlm.nih.gov/28438588/ , https://pubmed.ncbi.nlm.nih.gov/31095068/ Investigator review of codes: https://pubmed.ncbi.nlm.nih.gov/34624355/
Hyperthyroidism and other thyroid gland disorders	Investigator review of codes
Hypothyroidism	Investigator review of codes, https://www.drugs.com , https://www.ncbi.nlm.nih.gov/books/NBK518983/ Investigator review of codes, https://www.drugs.com , https://www.ncbi.nlm.nih.gov/books/NBK278938/ Investigator review of codes, https://www.drugs.com , https://www.ncbi.nlm.nih.gov/books/NBK513225/ Investigator review of codes, https://www.drugs.com , https://www.ncbi.nlm.nih.gov/books/NBK542331/ Investigator review of codes, https://www.drugs.com , https://www.ncbi.nlm.nih.gov/books/NBK576405/ Investigator review of codes, https://www.drugs.com , https://www.ncbi.nlm.nih.gov/books/NBK551656/ , https://pmc.ncbi.nlm.nih.gov/articles/PMC4882495/ , https://www.ncbi.nlm.nih.gov/books/NBK557848/ Investigator review of codes, https://www.drugs.com , https://www.ncbi.nlm.nih.gov/books/NBK518983/ Investigator review of codes, https://www.drugs.com , https://www.ncbi.nlm.nih.gov/books/NBK278938/ Investigator review of codes, https://www.drugs.com , https://www.ncbi.nlm.nih.gov/books/NBK513225/
Nephrotic syndrome	
Urinary incontinence	
Biliary disease	
Pancreatitis	
Bowel obstruction	
Gastroparesis	
Number of antidiabetic drugs on CED	
Concomitant use or initiation of metformin	
Concomitant use or initiation of insulin	
Concomitant use or initiation of sulfonylureas	
Concomitant use or initiation of DPP4i except sitagliptin	
Concomitant use or initiation of SGLT2i	
Concomitant use or initiation of other glucose-lowering drugs	
Past use of metformin	
Past use of insulin	
Past use of sulfonylureas	

Past use of DPP4i except sitagliptin	Investigator review of codes, https://www.drugs.com , https://www.ncbi.nlm.nih.gov/books/NBK542331/
Past use of SGLT2i	Investigator review of codes, https://www.drugs.com , https://www.ncbi.nlm.nih.gov/books/NBK576405/ Investigator review of codes, https://www.drugs.com , https://www.ncbi.nlm.nih.gov/books/NBK551656/ , https://pubmed.ncbi.nlm.nih.gov/articles/PMC4882495/ ,
Past use of other glucose-lowering drugs	https://www.ncbi.nlm.nih.gov/books/NBK557848/ Investigator review of codes, https://www.drugs.com ,
ACEi / ARB	https://www.ncbi.nlm.nih.gov/books/NBK9626/table/A66/ Investigator review of codes, https://www.drugs.com ,
ARNI	https://www.ncbi.nlm.nih.gov/books/NBK507904/ Investigator review of codes, https://www.drugs.com ,
Thiazides	https://www.ncbi.nlm.nih.gov/books/NBK9626/table/A66/ Investigator review of codes, https://www.drugs.com ,
Beta-Blockers	https://www.ncbi.nlm.nih.gov/books/NBK9626/table/A66/ Investigator review of codes, https://www.drugs.com ,
Calcium channel blockers	https://www.ncbi.nlm.nih.gov/books/NBK9626/table/A66/ Investigator review of codes, https://www.drugs.com ,
Digoxin / Digitoxin	https://pubchem.ncbi.nlm.nih.gov/compound/441207 Investigator review of codes, https://www.drugs.com ,
Loop diuretics	https://www.ncbi.nlm.nih.gov/books/NBK9626/table/A66/ Investigator review of codes, https://www.drugs.com ,
Other diuretics	https://www.ncbi.nlm.nih.gov/books/NBK9626/table/A66/
Intravenous diuretics	Investigator review of codes
Nitrates	Investigator review of codes, https://www.drugs.com , https://www.ncbi.nlm.nih.gov/books/NBK9626/table/A66/ Investigator review of codes, https://www.drugs.com ,
Anti-arrhythmics	https://www.ncbi.nlm.nih.gov/books/NBK482322/ (using class I and class II as class 2 is beta blockers and class 4 is calcium channel blockers) Investigator review of codes, https://www.drugs.com , https://www.heart.org/en/health-topics/cholesterol/prevention-and-treatment-of-high-cholesterol-hyperlipidemia/cholesterol-medications
Statins	Investigator review of codes, https://www.drugs.com , https://www.heart.org/en/health-topics/cholesterol/prevention-and-treatment-of-high-cholesterol-hyperlipidemia/cholesterol-medications
PCSK9 inhibitors and other lipid-lowering drugs	Investigator review of codes, https://www.drugs.com ,
Antiplatelet agents	https://www.ncbi.nlm.nih.gov/books/NBK537062/ Investigator review of codes, https://www.drugs.com ,
Oral anticoagulants	https://www.ahajournals.org/doi/full/10.1161/JAHA.120.017559 Investigator review of codes, https://www.copdfoundation.org/Learn-More/I-am-a-Person-with-COPD/Treatments-Medications.aspx , https://getasthmahelp.org/medications-list.aspx
COPD/Asthma medication	Investigator review of codes, https://www.drugs.com ,
NSAIDs	https://www.ncbi.nlm.nih.gov/books/NBK547742/ Investigator review of codes, https://www.drugs.com , https://www.aaaai.org/tools-for-the-public/drug-guide/oral-corticosteroid-medications
Oral corticosteroids	Investigator review of codes based on: https://www.drugs.com ,
Osteoporosis agents (incl. bisphosphonates)	https://www.ncbi.nlm.nih.gov/books/NBK470248/ Investigator review of codes, https://www.drugs.com , https://pubmed.ncbi.nlm.nih.gov/31643200/#:~:text=They%20can%20also%20be%20informally,%20C%20codeine%2C%20oxycodone%2C%20hydrocodone%2C
Opioids	Investigator review of codes, https://www.drugs.com ,
Anti-depressants	https://www.ncbi.nlm.nih.gov/books/NBK538182/
Antipsychotics	Investigator review of codes, https://www.drugs.com Investigator review of codes, https://www.drugs.com , https://www.dea.gov/sites/default/files/2020-06/Benzodiazepenes-2020.pdf , https://www.ncbi.nlm.nih.gov/books/NBK470159/ , https://www.drugs.com
Anxiolytics/hypnotics, benzodiazepines	
Medication for dementia	Investigator review of codes based on: https://www.drugs.com ,
Urinary tract infections antibiotics	https://www.ncbi.nlm.nih.gov/pmc/articles/PMC7462122/ , https://go.drugbank.com/drugs/DB00382 https://pubmed.ncbi.nlm.nih.gov/35790044/
Laxatives	Investigator review of codes, https://www.drugs.com
Number of distinct medications, median (iqr), mean (sd)	N/A
Number of office visits median (iqr), mean (sd)	https://www.cms.gov/files/document/mm13473-how-use-office-and-outpatient-evaluation-and-management-visit-complexity-add-code-g2211.pdf , https://www.cms.gov/files/document/physician-fee-schedule-pfs-payment-officeoutpatient-evaluation-and-management-em-visits-fact-sheet.pdf

	Data dictionary of Optum, Marketscan and https://www.cms.gov/Medicare/Provider-Enrollment-and-Certification/MedicareProviderSupEnroll/downloads/taxonomy.pdf , https://www.cms.gov/medicare/provider-enrollment-and-certification/medicareprovidersupenroll/downloads/taxonomycrosswalk.pdf
Number of endocrinologist visits, median (iqr), mean (sd)	Data dictionary of Optum, Marketscan and https://www.cms.gov/Medicare/Provider-Enrollment-and-Certification/MedicareProviderSupEnroll/downloads/taxonomy.pdf , https://www.cms.gov/medicare/provider-enrollment-and-certification/medicareprovidersupenroll/downloads/taxonomycrosswalk.pdf
Number of cardiologist visits, median (iqr), mean (sd)	Data dictionary of Optum, Marketscan and https://www.cms.gov/Medicare/Provider-Enrollment-and-Certification/MedicareProviderSupEnroll/downloads/taxonomy.pdf , https://www.cms.gov/medicare/provider-enrollment-and-certification/medicareprovidersupenroll/downloads/taxonomycrosswalk.pdf
Number of internal medicine/family medicine visits, median (iqr), mean (sd)	Data dictionary of Optum, Marketscan and https://www.cms.gov/Medicare/Provider-Enrollment-and-Certification/MedicareProviderSupEnroll/downloads/taxonomy.pdf , https://www.cms.gov/medicare/provider-enrollment-and-certification/medicareprovidersupenroll/downloads/taxonomycrosswalk.pdf https://www.cms.gov/medicare-coverage-database/view/article.aspx?articleId=57326 , https://firstcoastbillinggroup.com/ekg-billing-and-reimbursement/ , https://www.aapc.com/codes/coding-newsletters/my-cardiology-coding-alert/cpt-answer-5-common-ecg-coding-questions-175952-article https://www.ncbi.nlm.nih.gov/pmc/articles/PMC8511132/ , https://pubmed.ncbi.nlm.nih.gov/34778785/ , https://www.cms.gov/medicare-coverage-database/view/article.aspx?articleId=56625&ver=27& , https://www.medicalbillgurus.com/echocardiogram-cpt-code/
Number of electrocardiograms, median (iqr), mean (sd)	N/A
Number of echocardiograms, median (iqr), mean (sd)	Investigator review of codes, https://www.drugs.com
Pharmacy out-of-pocket cost, median (iqr), mean (sd)	Investigator review of codes, https://www.drugs.com
Unique brand medications	Investigator review of codes, https://www.drugs.com
Unique generic medications	Investigator review of codes, https://www.drugs.com
Ratio of unique brand to generic medications	Investigator review of codes, https://www.drugs.com
Colonoscopy/ Sigmoidoscopy	https://dev.sentinelssystem.org/projects/AP/repos/sentinel-analytic-packages/browse?at=refs%2Fheads%2Fcder_sir_wp002 https://dev.sentinelssystem.org/projects/AP/repos/sentinel-analytic-packages/browse?at=refs%2Fheads%2Fcder_sir_wp002 , https://www.cms.gov/medicare-coverage-database/view/article.aspx?articleId=54767&DocID=A54767 , https://dev.sentinelssystem.org/projects/AP/repos/sentinel-analytic-packages/browse?at=refs%2Fheads%2Fcder_sir_wp002 , https://www.cms.gov/medicare-coverage-database/view/article.aspx?articleId=54767&DocID=A54767 https://dev.sentinelssystem.org/projects/AP/repos/sentinel-analytic-packages/browse?at=refs%2Fheads%2Fcder_sir_wp002 , http://www.icd9data.com/2012/Volume1/V01-V91/V70-V82/V72/default.htm , http://www.icd9data.com/2012/Volume1/V01-V91/V70-V82/V76/default.htm https://dev.sentinelssystem.org/projects/AP/repos/sentinel-analytic-packages/browse?at=refs%2Fheads%2Fcder_sir_wp002
Flu vaccine / Pneumococcal vaccine	https://dev.sentinelssystem.org/projects/AP/repos/sentinel-analytic-packages/browse?at=refs%2Fheads%2Fcder_sir_wp002 , http://www.icd9data.com/2012/Volume1/V01-V91/V70-V82/V72/default.htm , http://www.icd9data.com/2012/Volume1/V01-V91/V70-V82/V76/default.htm https://dev.sentinelssystem.org/projects/AP/repos/sentinel-analytic-packages/browse?at=refs%2Fheads%2Fcder_sir_wp002
Pap smear test	Investigator review of codes
PSA test	Investigator review of codes
Fecal occult blood test	Investigator review of codes
Bone mineral density tests	N/A
Mammograms	Investigator review of codes based on: https://dev.sentinelssystem.org/projects/AP/repos/sentinel-analytic-packages/browse?at=refs%2Fheads%2Fcder_sir_wp002 , https://www.cms.gov/medicare-coverage-database/view/article.aspx?articleId=56448&ver=16&bc=0 , http://www.icd9data.com/2012/Volume1/V01-V91/V70-V82/V76/default.htm Investigator review of codes based on: https://pubmed.ncbi.nlm.nih.gov/33151319/ , https://www.cms.gov/newsroom/fact-sheets/medicare-telemedicine-health-care-provider-fact-sheet , https://www.aafp.org/family-physician/practice-and-career/getting-paid/coding/coding-telehealth-audio-virtual-digital-visits.html https://pubmed.ncbi.nlm.nih.gov/34953068/ https://pubmed.ncbi.nlm.nih.gov/34953068/ https://pubmed.ncbi.nlm.nih.gov/34953068/
Telemedicine	Investigator review of codes
Number of HbA1c tests, median (iqr), mean (sd)	Investigator review of codes
Number of lipid panels, median (iqr), mean (sd)	N/A
Number of creatinine tests, median (iqr), mean (sd)	N/A
Number of natriuretic peptide tests, median (iqr), mean (sd)	N/A
Number of urine tests, median (iqr), mean (sd)	N/A
HbA1c	N/A
Glucose	N/A
Creatinine	N/A
Systolic blood pressure	N/A
Heart rate	N/A
BMI	N/A
eGFR	N/A
LDL	N/A
HDL	N/A
Total cholesterol	N/A
Triglycerides	N/A
Combined comorbidity score	A combined comorbidity score predicted mortality in elderly patients better than existing scores. https://pubmed.ncbi.nlm.nih.gov/21208778/ Measuring Frailty in Medicare Data: Development and Validation of a Claims-Based Frailty Index. https://pubmed.ncbi.nlm.nih.gov/29244057/
Frailty score	
Number of any hospitalization, median (iqr), mean (sd)	N/A
Any hospitalization within prior 90 days; n (%)	N/A

Any hospitalization within prior 91-365 days; n (%)
0, 1, >1 hospitalizations (any)
Hospitalization for heart failure; n (%)

N/A
N/A
N/A
Different in all 3 databases and measure already created in all 3 as well;
ED visit (Medicare): Revenue center codes: 0450, 0451, 0452, 0456, 0459, 0981; Place of service:
23
ED visit (Optum): Place of service: 23
ED visit (Marketscan): Service sub-category codes: 10120, 10220, 10320, 10420, 10520, 12220,
20120, 20220, 21120, 21220, 22120, 22320, 30120, 30220, 30320, 30420, 30520, 30620, 31120,
31220, 31320, 31420, 31520, 31620; Place of service: 23
N/A

Number of emergency department visit median (iqr), mean (sd)
Calendar year