

JZP-110

Clinical Trial Protocol: 14-002 Amendment 3

Jazz Pharmaceuticals

Clinical Trial Protocol: 14-002

Study Title:

A Twelve-week, Double-blind, Placebo-controlled, Randomized, Parallel-group, Multicenter Study of the Safety and Efficacy of JZP-110 [(R)-2-amino-3-phenylpropylcarbamate hydrochloride] in the Treatment of Excessive Sleepiness in Subjects with Narcolepsy

Study Phase:

3

Product Name:

JZP-110 [(R)-2-amino-3-phenylpropylcarbamate hydrochloride]

IND Number:

107,203

EUDRACT Number:

2014-005487-15

Indication:

Treatment of excessive sleepiness in adult patients with narcolepsy; to increase the ability to stay awake throughout the day.

Investigators:

Multicenter

Sponsor:

Jazz Pharmaceuticals  
3180 Porter Drive  
Palo Alto, CA 94304  
Tel: (650) 496-3777

Sponsor's Medical Directors:

Contract Research Organization:

Original Protocol:	18 December 2014
Amendment 1:	18 February 2015
Amendment 2:	10 September 2015
Amendment 3:	08 February 2016

Confidentiality Statement

The information in this document is Jazz Pharmaceuticals confidential information. This material may be used only for evaluating or conducting clinical investigations; any other proposed use requires written consent from Jazz Pharmaceuticals. Acceptance of this document constitutes an agreement by the recipient(s) that no unpublished information contained herein will be published or disclosed without first obtaining written approval from Jazz Pharmaceuticals. This document may be disclosed to appropriate Investigational Review Boards/Ethics Committees under the condition of confidentiality.

This study will be conducted under Good Clinical Practice guidelines.

JZP-110  
Clinical Trial Protocol: 14-002 Amendment 3

Jazz Pharmaceuticals

## SYNOPSIS

<b>SPONSOR</b>	Jazz Pharmaceuticals
<b>PRODUCT</b>	JZP-110 [(R)-2-amino-3-phenylpropylcarbamate hydrochloride]
<b>TITLE</b>	A Twelve-week, Double-blind, Placebo-controlled, Randomized, Parallel-group, Multicenter Study of the Safety and Efficacy of JZP-110 [(R)-2-amino-3-phenylpropylcarbamate hydrochloride] in the Treatment of Excessive Sleepiness in Subjects with Narcolepsy
<b>STUDY NUMBER</b>	14-002
<b>STUDY PHASE</b>	Phase 3
<b>LOCATION</b>	This trial will be conducted at approximately 60 sites in North America and Europe.
<b>PRIMARY OBJECTIVE</b>	To evaluate the efficacy of JZP-110 administered once daily for up to 12 weeks in doses of 75, 150, and 300 mg compared to placebo in the treatment of excessive sleepiness in adult subjects with narcolepsy.
<b>SECONDARY OBJECTIVES</b>	To evaluate the safety and tolerability of JZP-110 administered once daily for up to 12 weeks in doses of 75, 150, and 300 mg compared to placebo in the treatment of excessive sleepiness in adult subjects with narcolepsy. To characterize the pharmacokinetics (PK) of JZP-110 in subjects with narcolepsy using sparse sampling methods.
<b>DESIGN</b>	<p>This trial is a 12-week, randomized, double-blind, placebo-controlled, multicenter, 4-treatment parallel group study of the safety and efficacy of JZP-110 in the treatment of excessive sleepiness in adult subjects with narcolepsy as defined by The International Classification of Sleep Disorders, Third Edition (ICSD-3) or Diagnostic and Statistical Manual of Mental Disorders, Fifth Edition (DSM-5). Following the successful completion of Screening and Baseline visits, stratified randomization on the basis of the presence or absence of cataplexy will occur. Subjects will be assigned to receive JZP-110 75, 150, or 300 mg or placebo in a 1:1:1:1 ratio once daily over a 12-week Treatment Phase. Subjects randomized to the 150 mg dose will initially receive 75 mg from Day 1 through Day 3 of the first week of the Treatment Phase and will receive 150 mg starting on Day 4. Subjects randomized to the 300 mg dose will initially receive 150 mg from Day 1 through Day 3 of the first week of the Treatment Phase and will receive 300 mg starting on Day 4. Subjects randomized to the 75 mg group will not require titration.</p> <p>During the Treatment Phase, subjects will return to the investigative site to complete efficacy and safety assessments</p>

JZP-110

Jazz Pharmaceuticals

Clinical Trial Protocol: 14-002 Amendment 3

	<p>at the end of Weeks 1, 4, 8, and 12; the Week 4 and 12 visits will include an overnight stay at the investigational site for nocturnal polysomnography (PSG) followed by a Maintenance of Wakefulness Test (MWT), and the Week 8 Visit will include 24-hour ambulatory blood pressure monitoring. Subjects will take their final dose of study drug at the Week 12 visit prior to the Week 12 visit assessments. Subjects will return at the end of Week 14 for follow-up assessments. Unless there are any outstanding safety issues that require follow-up, subjects will be discharged from the study at the Week 14 visit.</p> <p>Efficacy will be assessed by changes in the mean sleep latency on the first 4 trials of a 5-trial, 40-minute MWT and by changes in the mean Epworth Sleepiness Scale (ESS) score as co-primary endpoints, percentage of patients improved on the Patient Global Impression of Change (PGIc) as a key secondary endpoint, and Clinical Global Impression of Change (CGIc), Functional Outcomes of Sleep Questionnaire Short Version (FOSQ-10), 36-Item Short Form Health Survey (SF-36v2), EuroQoL EQ-5D-5L, and the Work Productivity and Activity Impairment Questionnaire: Specific Health Problem V2.0 (WPAI:SHP) as other endpoints.</p> <p>Four blood samples will be collected from each subject for PK evaluations; one sample during the Week 1 visit, one sample during the Week 4 visit, and two samples during the Week 8 visit. The samples collected at the Week 1 and Week 8 visits will be within 1-8 hours of dosing. The samples collected at the Week 4 visit will be within 8-12 hours after dosing.</p> <p>Safety will be assessed by the incidence of observed and reported adverse events (AEs), and changes in physical examination findings, electrocardiograms (ECGs), clinical laboratory tests, vital sign measurements, 24-hour ambulatory blood pressure monitoring at the Week 8 visit, and the Columbia-Suicide Severity Rating Scale (C-SSRS). Safety will be assessed throughout the study.</p>
<b>ESTIMATED DURATION OF STUDY</b>	<p>Up to 31 days for Screening and Baseline visits, 12 weeks for the Treatment Phase, and 2 weeks for a Safety Follow-up (the 2 week Safety Follow-up visit is not required for subjects who enter the Open-label Safety Study [14-005] at the Final Clinic Visit).</p> <p>It is estimated that enrollment across all sites will be completed in 12 months.</p>
<b>STUDY POPULATION</b>	<p>Subjects must have a documented diagnosis of narcolepsy according to the ICSD-3 or DSM-5 and have sleepiness and an inability to stay awake as demonstrated by objective and</p>

JZP-110

Jazz Pharmaceuticals

Clinical Trial Protocol: 14-002 Amendment 3

	<p>subjective criteria.</p> <p>Approximately 240 subjects are planned for enrollment. Approximately 60 subjects will be randomized to each treatment group. These sample sizes will provide at least 80% power to detect a difference of 6 minutes in the mean sleep latency time as determined from the MWT (mean of the first four trials) and a difference of 4 points on the ESS changes from Baseline to Week 12 between each JZP-110 treatment group and placebo. This calculation assumes common standard deviations of 10 minutes for the MWT and 6 points for the ESS changes from Baseline and a two-sided significance level of 0.05 using a t-test.</p>
<b>DIAGNOSIS AND MAIN CRITERIA FOR INCLUSION</b>	<p><u>Inclusion Criteria</u></p> <p>Each subject must meet the following criteria to be enrolled in the study.</p> <ol style="list-style-type: none"> <li>1. Males and females between 18 and 75 years of age, inclusive.</li> <li>2. Diagnosis of narcolepsy according to ICSD-3 or DSM-5 criteria.</li> <li>3. Baseline mean sleep latency &lt;25 minutes as documented by the mean of the first four trials of the Baseline 5-trial MWT.</li> <li>4. Baseline Epworth Sleepiness Scale (ESS) score <math>\geq 10</math>.</li> <li>5. Usual nightly total sleep time of at least 6 hours.</li> <li>6. Body mass index from 18 to <math>&lt;45 \text{ kg/m}^2</math>.</li> <li>7. Consent to use a medically acceptable method of contraception for at least 2 months prior to the first dose of study drug, throughout the entire study period, and for 30 days after the study is completed.</li> <li>8. Willing and able to comply with the study design schedule and other requirements.</li> <li>9. Willing and able to provide written informed consent.</li> </ol> <p><u>Exclusion Criteria</u></p> <p>Subjects who meet any of the following criteria will be excluded from the study.</p> <ol style="list-style-type: none"> <li>1. Female subjects who are pregnant, nursing, or lactating.</li> <li>2. Usual bedtime later than 1 AM (0100 hours).</li> <li>3. Occupation requiring nighttime or variable shift work.</li> <li>4. Moderate or severe obstructive sleep apnea (OSA) on the baseline PSG.</li> <li>5. Any other clinically relevant medical, behavioral, or psychiatric disorder other than narcolepsy that is</li> </ol>

JZP-110

Jazz Pharmaceuticals

Clinical Trial Protocol: 14-002 Amendment 3

	<p>associated with excessive sleepiness.</p> <ol style="list-style-type: none"><li>6. History or presence of bipolar disorder, bipolar related disorders, schizophrenia, schizophrenia spectrum disorders, or other psychotic disorders according to DSM-5 criteria.</li><li>7. History or presence of any acutely unstable medical condition, behavioral or psychiatric disorder (including active suicidal ideation), or surgical history that could affect the safety of the subject or interfere with study efficacy, safety, PK assessments, or the ability of the subject to complete the trial per the judgment of the Investigator.</li><li>8. History of bariatric surgery within the past year or a history of any gastric bypass procedure.</li><li>9. Presence of renal impairment or calculated creatinine clearance &lt;60 mL/min.</li><li>10. Clinically significant ECG abnormality in the opinion of the Investigator.</li><li>11. This criterion has been removed.</li><li>12. Presence of significant cardiovascular disease including but not limited to: myocardial infarction within the past year, unstable angina pectoris, symptomatic congestive heart failure (ACC/AHA stage C or D), revascularization procedures within the past year, ventricular cardiac arrhythmias requiring automatic implantable cardioverter defibrillator (AICD) or medication therapy, uncontrolled hypertension, systolic blood pressure <math>\geq 155</math> mmHg or diastolic blood pressure <math>\geq 95</math> mmHg (at screening, or consistently across Baseline measures according to protocol specifications), or any history of cardiovascular disease or any significant cardiovascular condition that in the investigator's opinion may jeopardize subject safety in the study.</li><li>13. Laboratory value(s) outside the laboratory reference range that are considered to be clinically significant by the Investigator (clinical chemistry, hematology, and urinalysis); NOTE: Screening labs may be repeated once.</li><li>14. Excessive caffeine use one week prior to Baseline assessments or anticipated excessive use during the study defined as &gt;600 mg/day of caffeine.</li><li>15. Use of any over-the-counter (OTC) or prescription medications that could affect the evaluation of excessive sleepiness within a time period prior to the Baseline visit corresponding to at least five half-lives</li></ol>
--	---

JZP-110

Jazz Pharmaceuticals

Clinical Trial Protocol: 14-002 Amendment 3

	<p>of the drug(s) or planned use of such drug(s) at some point throughout the duration of the study. Examples of excluded medications include OTC sleep aids or stimulants (e.g., pseudoephedrine), methylphenidate, amphetamines, modafinil, armodafinil, sodium oxybate, pemoline, trazodone, hypnotics, benzodiazepines, barbiturates, and opioids. Medications should be discontinued such that the subject has returned to his/her baseline level of daytime sleepiness at least 7 days prior to the Baseline visit, in the opinion of the Investigator.</p> <p>16. Use of any medications that could affect the evaluation of cataplexy within a time period prior to the Baseline visit corresponding to at least five half-lives of the drug(s) or planned use of such drug(s) at some point throughout the duration of the study. Examples of excluded anti-cataplectic medications include selective serotonin reuptake inhibitors (SSRIs), serotonin-norepinephrine reuptake inhibitors (SNRIs), tricyclic antidepressants (TCAs), monoamine oxidase inhibitors (MAOIs), anti-convulsant agents, and sodium oxybate. These drugs will be discontinued if they are taken for the treatment of narcolepsy and discontinuation is deemed safe by the Investigator. Medications should be sufficiently washed out such that the subject has returned to his/her baseline level of cataplexy at least 7 days prior to the Baseline visit, in the opinion of the Investigator.</p> <p>17. Received an investigational drug in the past 30 days or five half-lives (whichever is longer) prior to the Baseline visit, or plans to use an investigational drug (other than the study drug) during the study.</p> <p>18. Previous exposure to or participation in a previous clinical trial of JZP-110 (ADX-N05, R228060, YKP10A).</p> <p>19. Current or past (within the past 2 years) diagnosis of a moderate or severe substance use disorder according to DSM-5 criteria.</p> <p>20. Nicotine dependence that has an effect on sleep (e.g., a subject who routinely awakens at night to smoke).</p> <p>21. Current, past (within the past 2 years), or seeking treatment for a substance related disorder.</p> <p>22. Urine drug screen positive for an illicit drug of abuse (including cannabinoids) at screening or at any point throughout the duration of the study, except for a prescribed drug (e.g., amphetamine) at screening.</p>
--	--

JZP-110

Jazz Pharmaceuticals

Clinical Trial Protocol: 14-002 Amendment 3

	23. History of phenylketonuria (PKU) or history of hypersensitivity to phenylalanine-derived products.
<b>TEST PRODUCT, DOSE, AND MODE OF ADMINISTRATION</b>	JZP-110 [(R)-2-amino-3-phenylpropylcarbamate hydrochloride] will be supplied as 75 mg, 150 mg, and 300 mg tablets that will be overencapsulated in identical opaque gelatin capsules. The doses of JZP-110 will be based on the free base of the molecule. Subjects will be instructed to take a single oral daily dose of study drug in the morning, on an empty stomach, within one hour of awakening. Subjects will also be instructed to abstain from eating or drinking (except for water) for 30 minutes after taking the study drug.
<b>REFERENCE THERAPY, DOSE, AND MODE OF ADMINISTRATION</b>	Placebo tablets will also be overencapsulated in opaque gelatin capsules that will be identical to those used for the active JZP-110 treatments. Mode of administration will be the same as for the test product above.
<b>DURATION OF TREATMENT</b>	The treatment duration of the study for each subject will be approximately 12 weeks.
<b>EFFICACY ASSESSMENTS</b>	Co-primary Efficacy Endpoints: <ul style="list-style-type: none"> <li>• MWT: Change in the mean sleep latency time (in minutes) as determined from the first four trials of a 40-minute MWT from Baseline to Week 12</li> <li>• ESS: Change in ESS score from Baseline to Week 12</li> </ul> Key Secondary Efficacy Endpoint: <ul style="list-style-type: none"> <li>• PGIC: Percentage of subjects reported as improved (minimally, much, or very much) on the PGIC at Week 12</li> </ul>
<b>PHARMACOKINETIC ASSESSMENTS</b>	Concentration data for JZP-110 will be tabulated by sampling time point and will be included in a population PK analysis. The population PK model will be used to characterize JZP-110 PK profile in narcolepsy patients and to explore exposure-efficacy correlations.
<b>SAFETY ASSESSMENTS</b>	Safety and tolerability evaluations will consist of treatment-emergent adverse events (TEAEs) and changes in clinical laboratory tests (chemistry, hematology, and urinalysis), vital signs, 24-hour ambulatory blood pressure monitoring, 12-lead ECGs, physical exams, and C-SSRS assessments.
<b>STATISTICAL ANALYSIS</b>	For the analysis of the co-primary efficacy endpoints, a mixed-effect repeated measures (MMRM) model will be used as the primary method of analysis. This model will include fixed effects for treatment (i.e., dose group), time (as a discrete factor), treatment-by-time interaction, baseline value of the efficacy endpoint, and randomization stratification factor. SAS procedure PROC MIXED will be used to carry out this analysis. All available data will be included in the model. An unstructured covariance matrix will be used to model the correlation among repeated measurements. The

JZP-110

Jazz Pharmaceuticals

Clinical Trial Protocol: 14-002 Amendment 3

	<p>estimates of treatment difference vs. placebo and their 95% confidence intervals will be presented. In addition to the MMRM model, an analysis of covariance (ANCOVA) model will be used to analyze MWT and ESS to provide sensitivity analyses. This ANCOVA model will include the effect for treatment (i.e., dose group) as a fixed effect, and baseline value of the efficacy endpoint as the covariate.</p> <p>The chi-squared test will be used to test the hypotheses associated with the analysis of PGIC.</p>
<b>DATE OF ORIGINAL PROTOCOL</b>	18 December 2014
<b>Amendment 1</b>	18 February 2015
<b>Amendment 2</b>	10 September 2015
<b>Amendment 3</b>	08 February 2016



TABLE OF CONTENTS

SYNOPSIS.....2

TABLE OF CONTENTS.....9

LIST OF IN-TEXT TABLES .....13

LIST OF IN-TEXT FIGURES.....13

LIST OF APPENDIXES.....13

LIST OF ABBREVIATIONS AND DEFINITIONS OF TERMS.....14

1 INTRODUCTION .....17

1.1 Background and Rationale.....18

1.2 Nonclinical Experience.....19

1.3 Clinical Experience.....19

1.3.1 Pharmacokinetics of JZP-110 .....20

1.3.2 Efficacy of JZP-110 in Clinical Studies of Narcolepsy .....20

1.3.3 Safety of JZP-110 in Clinical Studies of Narcolepsy .....21

1.3.4 Safety of JZP-110 in Clinical Studies of Major Depression and in Healthy  
Subjects .....22

1.4 Summary of Potential Benefits and Risks .....23

2 STUDY OBJECTIVES.....24

2.1 Primary Objective .....24

2.2 Secondary Objectives.....24

3 STUDY DESIGN.....24

3.1 Overall Study Design and Plan.....24

3.1.1 Rationale for Study Design and Control Group.....27

3.2 Study Duration and Dates .....27

3.3 End of Trial .....27

4 STUDY POPULATION SELECTION .....27

4.1 Selection of Study Population.....27

4.2 Inclusion Criteria .....27

4.3 Exclusion Criteria .....28

4.4 Screening and Randomization Eligibility .....29

5 STUDY TREATMENTS.....30

5.1 Description of Treatments.....30

5.1.1 JZP-110 .....30

5.1.2 Placebo .....30

5.2 Treatments Administered.....30

5.3 Selection and Timing of Dose for Each Subject.....30

5.4 Method of Assigning Subjects to Treatment Groups.....31

5.5 Randomization .....31

JZP-110

Jazz Pharmaceuticals

Clinical Trial Protocol: 14-002 Amendment 3

5.6	Blinding.....	31
5.7	Prior and Concomitant Therapy.....	31
5.8	Restrictions .....	32
5.8.1	Prior Therapy .....	32
5.8.2	Fluid and Food Intake .....	32
5.8.3	Other Restrictions .....	32
5.9	Investigational Medicinal Product Treatment Compliance .....	33
5.10	Packaging and Labeling.....	33
5.11	Storage and Accountability.....	33
5.12	Investigational Medicinal Product Retention at Study Site .....	33
6	STUDY PROCEDURES .....	34
6.1	Informed Consent.....	34
6.2	Demographics .....	34
6.3	Medical History .....	34
6.4	Physical Examination.....	34
6.5	Vital Signs.....	34
6.6	24-Hour Ambulatory Blood Pressure Monitoring .....	35
6.7	Electrocardiography .....	35
6.8	Polysomnography (PSG) .....	35
6.9	Columbia-Suicide Severity Rating Scale (C-SSRS).....	36
6.10	Clinical Laboratory Tests.....	36
6.10.1	Laboratory Parameters .....	36
6.10.2	Sample Collection, Storage, and Shipping .....	38
6.10.2.1	Clinical Laboratory Test Samples.....	38
6.10.2.2	Blood Samples for Pharmacokinetic (PK) Analysis.....	39
6.11	Dispensing Study Drug.....	39
6.12	Efficacy Assessments.....	39
6.12.1	Maintenance of Wakefulness Test (MWT).....	39
6.12.2	Epworth Sleepiness Scale (ESS).....	40
6.12.3	Clinician Global Impression of Severity (CGIs) .....	40
6.12.4	Clinician Global Impression of Change (CGIc) .....	40
6.12.5	Patient Global Impression of Change (PGIc) .....	40
6.12.6	Functional Outcomes of Sleep Questionnaire Short Version (FOSQ-10) ...	41
6.12.7	36-Item Short Form Health Survey Version 2 (SF-36v2) .....	41
6.12.8	EuroQoL EQ-5D-5L .....	41
6.12.9	Work Productivity and Activity Impairment Questionnaire: Specific Health Problem V2.0 (WPAI:SHP).....	41
6.12.10	Cataplexy Diary .....	42

JZP-110

Jazz Pharmaceuticals

Clinical Trial Protocol: 14-002 Amendment 3

6.13	Pharmacokinetic Assessments .....	42
6.13.1	Blood Samples .....	42
6.13.2	Pharmacokinetic Parameters .....	42
6.14	Adverse Event Reporting.....	42
6.14.1	Adverse Events (AEs).....	42
6.14.1.1	Severity Assessment .....	43
6.14.1.2	Serious Adverse Events and Seriousness Assessment.....	43
6.14.1.3	Causal Relationship to Study Drug or Procedure .....	44
6.14.1.4	Other Immediately Reportable Experiences .....	45
6.14.1.5	Adverse Events Recording and Reporting.....	46
6.14.1.6	Follow-up of Adverse Events and Serious Adverse Events .....	46
6.14.2	Post-Study Reporting Requirements.....	46
6.14.3	Pregnancy.....	46
6.14.4	Emergency Unblinding .....	47
6.15	Removal of Subjects from the Trial or Study Drug.....	47
6.15.1	Handling of Early Terminations .....	48
6.15.2	Jazz Pharmaceuticals' Termination of Study.....	48
6.16	Appropriateness of Measurements.....	48
7	STUDY ACTIVITIES .....	49
7.1	Screening Clinic Visit(s).....	49
7.1.1	Screening Visit 1, Days -31 to -3.....	49
7.1.2	Rescreening.....	50
7.2	Baseline Clinic Visit .....	50
7.3	End of Week 1 Clinic Visit.....	52
	Visit 3, Day 7 (-1 and +2 days).....	52
7.4	End of Week 4 Clinic Visit.....	53
7.5	Phone Contact at the end of Weeks 2, 3, 5, 6, 7, 9, 10 and 11.....	55
7.6	End of Week 8 Clinic Visit.....	55
7.7	Final Clinic Visit Week 12 .....	56
7.8	Follow-up Clinic Visit Week 14.....	58
7.9	Early Termination Clinic Visit.....	59
7.10	Discontinuations .....	59
8	QUALITY CONTROL AND ASSURANCE .....	60
9	PLANNED STATISTICAL METHODS .....	60
9.1	General Considerations.....	60
9.2	Tests of Hypotheses and Significance Levels.....	60
9.3	Determination of Sample Size .....	60
9.4	Analysis Populations.....	61

JZP-110

Jazz Pharmaceuticals

Clinical Trial Protocol: 14-002 Amendment 3

9.5	Demographics and Baseline Characteristics .....	61
9.6	Handling of Dropouts and Missing Data .....	61
9.7	Pooling of Investigation Centers .....	61
9.8	Efficacy Endpoints .....	62
9.8.1	Co-primary Efficacy Endpoint .....	62
9.8.2	Key Secondary Efficacy Endpoint .....	62
9.8.3	Other Secondary Endpoints .....	62
9.8.4	Functional Outcomes and Quality of Life Endpoints .....	62
9.8.5	Exploratory Endpoints .....	63
9.9	Safety Endpoints .....	63
9.10	Multiplicity Issue .....	63
9.11	Efficacy Analyses .....	64
9.12	Safety Analyses .....	65
9.12.1	Adverse Events .....	65
9.12.2	Vital Signs and 24-Hour Ambulatory Blood Pressure Monitoring .....	66
9.12.3	Laboratory Evaluation .....	66
9.12.4	12-Lead Electrocardiograms .....	66
9.12.5	Physical Examinations .....	66
9.12.6	Columbia-Suicide Severity Rating Scale (C-SSRS) .....	66
9.13	Analysis of Pharmacokinetic and Pharmacodynamic Variables .....	66
9.14	Subgroup Analyses .....	67
9.15	Interim Analysis and Data Monitoring .....	67
10	DATA QUALITY ASSURANCE .....	67
10.1	Data Management .....	67
10.2	Case Report Forms .....	67
10.3	Retention of Data .....	67
10.4	Data Safety Monitoring Board .....	68
11	ADMINISTRATIVE CONSIDERATIONS .....	68
11.1	Investigators and Study Administrative Structure .....	68
11.1.1	Contract Research Organization .....	68
11.1.2	Jazz Pharmaceuticals Medical Monitors .....	68
11.1.3	EU Medical Monitor .....	68
11.1.4	Investigator .....	68
11.2	Institutional Review Board (IRB) or Independent Ethics Committee (IEC) Approval .....	68
11.3	Ethical/Legal Conduct of the Study .....	69
11.4	Subject Information and Consent .....	69
11.5	Subject Confidentiality .....	70

JZP-110

Jazz Pharmaceuticals

Clinical Trial Protocol: 14-002 Amendment 3

11.6	Protocol Adherence – Amendments .....	70
11.7	Required Documents.....	70
11.8	Study Monitoring.....	70
11.9	Protocol Violations/Deviations .....	71
11.10	Access to Source Documentation .....	71
11.11	Publication and Disclosure Policy .....	71
12	REFERENCE LIST .....	72
13	LIST OF UNPUBLISHED STUDY REPORTS .....	75

## LIST OF IN-TEXT TABLES

Table 1	List of Laboratory Tests.....	37
Table 2	Schedule of Clinical Laboratory Samples and Estimated Blood Volume ...	38

## LIST OF IN-TEXT FIGURES

Figure 1	Study Schema.....	26
Figure 2	Multiplicity Strategy .....	64

## LIST OF APPENDIXES

Appendix 1	Schedule of Events.....	76
Appendix 2	Example Schedule of Times for Procedures During MWT Visits ....	79
Appendix 3	Cataplexy Frequency Diary .....	80
Appendix 4	DSM-5 Criteria for Psychiatric Disorders .....	81
Appendix 5	DSM-5 Substance Use Disorder Diagnostic Criteria.....	88
Appendix 6	Epworth Sleepiness Scale (ESS).....	89
Appendix 7	Functional Outcomes of Sleep Questionnaire Short Version (FOSQ-10).....	91
Appendix 8	36-Item Short Form Health Survey Version 2 (SF-36v2) .....	94
Appendix 9	EuroQoL EQ-5D-5L .....	101
Appendix 10	Columbia-Suicide Severity Rating Scale (C-SSRS) Baseline/Screening Version .....	105
Appendix 11	Work Productivity and Activity Impairment Questionnaire: Specific Health Problem V2.0 (WPAI:SHP) .....	109
Appendix 12	Columbia-Suicide Severity Rating Scale (C-SSRS) Since Last Visit Version.....	112
Appendix 13	Clinical Global Impression of Severity (CGIs) .....	113
Appendix 14	Clinical Global Impression of Change (CGIc) .....	117
Appendix 15	Patient Global Impression of Change (PGIc) .....	118
Appendix 16	Diagnostic Criteria for Narcolepsy .....	119
Appendix 17	Signatures of Agreement for Protocol .....	121

JZP-110  
Clinical Trial Protocol: 14-002 Amendment 3

Jazz Pharmaceuticals

---

## LIST OF ABBREVIATIONS AND DEFINITIONS OF TERMS

AASM	American Academy of Sleep Medicine
AE	Adverse event
ACC	American College of Cardiology
AHA	American Heart Association
AHI	Apnea hypopnea index
AICD	Automatic Implantable Cardioverter Defibrillator
ALB	Albumin
ALK-P	Alkaline phosphatase
ALT	Alanine aminotransferase (SGPT)
ANCOVA	Analysis of covariance
AR	Adverse reaction
AST	Aspartate aminotransferase (SGOT)
βHCG	Beta human chorionic gonadotropin
bpm	Beats per minute
BUN	Blood urea nitrogen
Ca	Calcium
CBC	Complete blood count
C-CASA	Columbia Classification Algorithm of Suicide Assessment
CFR	Code of Federal Regulations
CGIc	Clinical Global Impression of Change
CGIs	Clinical Global Impression of Severity
cGMP	Current Good Manufacturing Practice
Cl	Chloride
CNS	Central nervous system
C-SSRS	Columbia-Suicide Severity Rating Scale
CRO	Contract Research Organization
CRF	Case report form
DMP	Data Management Plan
DNS	Disrupted nighttime sleep

JZP-110  
Clinical Trial Protocol: 14-002 Amendment 3

Jazz Pharmaceuticals

---

DSM-5	Diagnostic and Statistical Manual of Mental Disorders, 5 <sup>th</sup> Edition
ECG	Electrocardiogram
eCRF	Electronic Case Report Form
EMA	European Medicines Agency
EQ-5D-5L	EuroQoL
EU	European Union
ESS	Epworth Sleepiness Scale
FDA	Food and Drug Administration
FOSQ-10	Functional Outcomes of Sleep Questionnaire Short Version
FSH	Follicle stimulating hormone
GCP	Good Clinical Practice
ICH	International Conference on Harmonization
ICSD-3	International Classification of Sleep Disorders, 3 <sup>rd</sup> Edition
IEC	Independent Ethics Committee
IND	Investigational New Drug
IRB	Institutional Review Board
IVRS	Interactive Voice Response System
IWRS	Interactive Web Response System
K	Potassium
MAOI	Monoamine Oxidase Inhibitor
MCC	Microcrystalline cellulose
MDD	Major depressive disorder
mITT	Modified Intent-to-treat
MMRM	Mixed-effect Repeated Measures
MSLT	Multiple Sleep Latency Test
MWT	Maintenance of Wakefulness Test
OSA	Obstructive Sleep Apnea
OTC	Over the counter
PGIc	Patient Global Impression of Change

JZP-110  
Clinical Trial Protocol: 14-002 Amendment 3

Jazz Pharmaceuticals

---

PK	Pharmacokinetics
PKU	Phenylketonuria
PSG	Polysomnography
QTc interval	Q-T interval corrected for heart rate
QTcB	Q-T interval corrected for heart rate using Bazett's formula
QTcF	Q-T interval corrected for heart rate using Fridericia's formula
REM	Rapid eye movement
SAE	Serious adverse event
SF-36v2	36-Item Short Form Health Survey Version 2
SGOT	Serum glutamic oxaloacetic transaminase (AST)
SGPT	Serum glutamic pyruvic transaminase (ALT)
SNRI	Serotonin–norepinephrine reuptake inhibitor
SOREMP	Sleep onset REM period
SSRI	Selective serotonin reuptake inhibitor
SUSAR	Suspected unexpected serious adverse reactions
Suspected AR	An AE for which there is a lesser degree of certainty about causality than an adverse reaction
TEAE	Treatment emergent adverse event
TCA	Tricyclic antidepressant
TST	Total sleep time
ULN	Upper limit of normal
UK	United Kingdom
US	United States
VAS	Visual analogue scale
WASO	Wake after sleep onset
WBC	White blood cell (count)
WPAI:SHP	Work Productivity and Activity Impairment Questionnaire: Specific Health Problem V2.0



---

## 1 INTRODUCTION

JZP-110 [(R)-2-amino-3-phenylpropylcarbamate hydrochloride] is a phenylalanine derivative (previously known as ADX-N05, R228060, and YKP10A) that is currently being investigated as a potential treatment for excessive daytime sleepiness in narcolepsy and obstructive sleep apnea (OSA). Nonclinical data indicate that JZP-110 is a wake-promoting agent that lacks the noradrenergic releasing effects of amphetamines ([EDMS PSDB-4956838](#), [EDMS-PSDB-2735318](#), [EDMS-PSDB-5305783](#)) and does not produce rebound hypersomnia in rodent models ([Hasan et al. 2009](#)). Pharmacologically, JZP-110 appears to be a low-potency reuptake inhibitor at dopamine and norepinephrine transporters.

JZP-110 was originally synthesized by SK Life Science (South Korea). The molecule has been under development for the treatment of depression and for the treatment of excessive sleepiness in narcolepsy under various sponsors. Jazz Pharmaceuticals intends to complete development of JZP-110 for the treatment of excessive sleepiness in adult patients with narcolepsy and in adult patients with OSA by demonstrating increased ability to stay awake throughout the day using the validated maintenance of wakefulness test (MWT) and decreased subjective sleepiness using the Epworth Sleepiness Scale (ESS).

Narcolepsy is a life-long neurologic disease for which no cure has been identified. It affects an estimated 0.02% to 0.067% of the population worldwide, approximately 1 in 2000 individuals in the United States ([Ohayon 2007](#), [Majid & Hirshkowitz 2010](#)), and 4.7 of 10,000 (0.047%) individuals in the general population of five European countries (United Kingdom [UK], Germany, Italy, Portugal, and Spain) ([Ohayon et al. 2002](#)). The symptomatology of this condition is well described in the literature, with consensus on the five core symptoms of narcolepsy: excessive daytime sleepiness, cataplexy, sleep paralysis, sleep-related (hypnagogic and hypnopompic) hallucinations, and disrupted nighttime sleep (DNS) ([Morgenthaler et al. 2007](#)), with excessive daytime sleepiness and cataplexy being the most common symptoms.

Based on the interim analysis of a survey conducted in 2013 by Wake Up Narcolepsy, Inc., a nonprofit organization working to improve the diagnosis and treatment of narcolepsy, excessive daytime sleepiness was the symptom most commonly endorsed as having the most significant impact on patients' lives (77% of patients) ([Unite Narcolepsy 2013](#)). Wake Up Narcolepsy, Inc., conducted the survey through a special patient education and engagement initiative called Unite Narcolepsy. The survey, which is the largest survey ever conducted by a narcolepsy patient organization (1,350 individuals, including more than 1,000 people diagnosed with narcolepsy by a physician), was conducted in preparation for a public meeting held by the FDA on Patient-Focused Drug Development for narcolepsy. At the meeting, patients surveyed "overwhelmingly" selected daytime sleepiness as their narcolepsy symptom having the most significant impact on their daily lives (93% was displayed on the webcast clicker count) ([FDA Narcolepsy Public Meeting 2013](#)). These surveys demonstrate that a clear unmet medical need remains for the adequate treatment of excessive sleepiness in narcolepsy and that patients with narcolepsy endorse the symptom of excessive sleepiness as having the most significant impact on their daily lives.

JZP-110  
Clinical Trial Protocol: 14-002 Amendment 3

Jazz Pharmaceuticals

Currently approved medications to improve wakefulness and to treat excessive daytime sleepiness in narcolepsy include dextroamphetamine (Dexedrine<sup>®</sup>), methylphenidate (Ritalin<sup>®</sup>), sodium oxybate (Xyrem<sup>®</sup>), modafinil (Provigil<sup>®</sup>), and armodafinil (Nuvigil<sup>®</sup>). Each of these medications has limitations, including those related to efficacy and safety. Dextroamphetamine and methylphenidate are C-II stimulant medications with high potential for abuse. Sodium oxybate is a C-III CNS depressant that requires twice nightly dosing. Modafinil and armodafinil do not appear to adequately promote wakefulness throughout the day with once daily dosing (Harsh et al. 2006, Schwartz et al. 2003).

As a result of the findings of significant decreases in excessive sleepiness (lower ESS scores) and significant increases in the ability to stay awake throughout the day (higher MWT sleep latencies) when adult patients with narcolepsy were treated with JZP-110, as well as the urgent clinical need reported by patients for therapies that better treat the excessive sleepiness that significantly impacts their daily lives (Unite Narcolepsy 2013, FDA Narcolepsy Public Meeting 2013), Jazz Pharmaceuticals is conducting this study with JZP-110 to generate efficacy, safety, and pharmacokinetic (PK) information in this population.

## 1.1 Background and Rationale

The MWT is the standard objective measure of an individual's ability to remain awake during the daytime in a darkened, quiet environment and is commonly used to assess response to treatment (International Classification of Sleep Disorders, Third Edition [ICSD-3], American Academy of Sleep Medicine [AASM 2014]). Previous studies of modafinil and armodafinil in patients with narcolepsy have demonstrated statistically significant increases in mean sleep latency using a 20-minute MWT with maximal differences in the means between drug and placebo groups ranging from 2.3 to 4.5 minutes (US Modafinil in Narcolepsy Multicenter Study Group 1998, US Modafinil in Narcolepsy Multicenter Study Group 2000, Harsh et al. 2006). In contrast, data for the 300 mg dose of JZP-110 from the Phase 2a Study ADX-N05 201 using a 40-minute MWT resulted in a maximal difference in the means between drug and placebo of 11.8 minutes. Similarly, data from the Phase 2b Study ADX-N05 202 resulted in maximal differences in the means of 8.1 and 10.7 minutes between 150 mg or 300 mg JZP-110 and placebo, respectively, on a 40 minute MWT. These data suggest that doses of 150 and 300 mg JZP-110 could serve a significant unmet medical need to treat excessive sleepiness and to increase patients' ability to stay awake throughout the day beyond what has been demonstrated with current available therapies.

Another limitation of modafinil and armodafinil is that the therapeutic effects of these drugs do not appear to last throughout the day and are markedly reduced by the fifth trial of a 5- or 6-trial, 20-minute MWT (Schwartz et al. 2003, Harsh et al. 2006, Roth et al. 2006). For example, the effects of 200 and 400 mg modafinil diminished throughout the day, and the mean changes from baseline in sleep latency were almost zero on the fifth and sixth trials of a 6-trial, 20-minute MWT (5-7 PM) when modafinil was given once daily in the morning (Schwartz et al. 2003). Modafinil does appear to last throughout the day if given in split doses, which is not an approved dosing regimen (Schwartz et al. 2003; Provigil Prescribing Information).

Similarly, the effects of 150 and 250 mg armodafinil began to diminish by the fifth trial of a 6-trial, 20-minute MWT, resulting in a mean change from baseline in sleep latency of almost zero for 250 mg armodafinil at 1700 hours (5 PM) (Harsh et al. 2006). In addition, the effects of 150 and 250 mg modafinil on mean sleep latency across the last three trials (3-7 PM) were not statistically different from placebo (for the individual doses or when combined) at the end of this 12-week trial (Harsh et al. 2006).

In contrast to the limited effects of modafinil and armodafinil on sleep latency on the fifth trial of a 20-minute MWT (Schwartz et al. 2003, Harsh et al. 2006), data from the 12-week, Phase 2b study of JZP-110 (ADX-N05 202) in 93 subjects with narcolepsy (44 subjects randomized to receive JZP-110) showed that the mean change from baseline in sleep latency on the fifth trial of a 5-trial, 40-minute MWT was 8.2 minutes for the 300 mg dose of JZP-110 (significantly greater than placebo at  $p=0.0007$ ). The mean change from baseline on the fifth trial of a 5-trial, 40-minute MWT was also significantly greater than placebo ( $p=0.0002$ ) for the 150 mg dose of JZP-110 at 5.4 minutes. The 4- and 12-week JZP-110 studies found no unexpected drug-related toxicities and demonstrated that JZP-110 was safe and well tolerated in narcolepsy patients under the parameters tested. Taken together, these data suggest that JZP-110 might offer an important advance in the treatment of excessive sleepiness in narcolepsy by increasing patients' ability to stay awake throughout the day.

## 1.2 Nonclinical Experience

Nonclinical studies have been conducted to characterize primary pharmacology, secondary and safety pharmacology, abuse liability, absorption, distribution, metabolism, excretion, and toxicology of JZP-110.

JZP-110 was extensively absorbed and showed high oral bioavailability (71 to 100%) in mice, rats, and dogs. In humans, bioavailability was >90% as evidenced by plasma AUC for parent drug essentially matching AUC for total radioactivity in a human mass balance study, along with urinary recovery of >90% of the dose as unchanged drug. Plasma protein binding was low (8 to 17%) in mouse, rat, rabbit, dog, and human plasma. In the in vitro metabolism studies, no notable inhibition of CYP2A6, CYP2B6, CYP2C8, CYP2C9, CYP2C19, CYP2E1 and CYP3A4 occurred (15%) with concentrations up to 1000  $\mu\text{M}$ . Notable inhibition of CYP1A2 (73%) and CYP2D6 (56%) activity was observed only at the highest concentration (1000  $\mu\text{M}$ ) investigated. However, this level of inhibition is unlikely to result in clinically significant drug-drug interactions with CYP1A2 or CYP2D6 substrates. The plasma  $C_{\text{max}}$  level after oral administration to humans at 400 mg/day is approximately 7.6  $\mu\text{M}$  (1482 ng/mL). JZP-110 (5 to 100  $\mu\text{M}$ ) did not inhibit P-glycoprotein-mediated transport.

More detailed information is provided in the JZP-110 Investigators Brochure.

## 1.3 Clinical Experience

At the start of the Phase 3 program, nine clinical studies (six Phase 1 and three Phase 2a studies) had been conducted in 262 healthy subjects and 602 subjects (two of whom did not receive study drug) with major depressive disorder (MDD). Of these 862 subjects,

JZP-110  
Clinical Trial Protocol: 14-002 Amendment 3

Jazz Pharmaceuticals

555 received JZP-110, 185 received placebo, and 122 received paroxetine. Two Phase 2 studies have been conducted in 126 subjects with narcolepsy, in which 77 subjects received JZP-110 and 49 subjects received placebo.

### 1.3.1 Pharmacokinetics of JZP-110

JZP-110 is eliminated primarily via the renal route, with at least 90% of the dose being excreted as unchanged drug within 48 hours. Following repeated doses administered once or twice daily, JZP-110 exposure was dose proportional, absorption ( $t_{\max}$ : 1.3 to 2.5 hours) and elimination ( $t_{1/2}$ : 6 to 7.6 hours) were rapid, and steady state was reached in 3 days. Pharmacokinetics were linear over the multiple-dose (14 day) range of 200 to 1000 mg/day. Limited accumulation and no enzyme induction were evident.

Doses of JZP-110 previously studied in human subjects have ranged from 50 to 1200 mg per day in healthy subjects, from 200 to 900 mg per day in subjects with MDD, and have included 150 and 300 mg in subjects with narcolepsy.

### 1.3.2 Efficacy of JZP-110 in Clinical Studies of Narcolepsy

Two randomized, double-blind, placebo-controlled studies were conducted in 126 adult subjects with narcolepsy. In these studies, once daily doses included 150 and 300 mg/day JZP-110; the doses were based on the free base of the molecule.

Study ADX-N05 201 was a 4-week, double-blind, placebo-controlled, crossover study of JZP-110 150 and 300 mg given once daily in adult subjects with narcolepsy (N=33). The primary efficacy endpoint was the change from Baseline in the mean sleep latency time (in minutes) averaged across the first four trials of the MWT at the end of 2 weeks of treatment. At the end of 2 weeks of treatment, the mean sleep latency on the MWT increased by 12.7 minutes for the JZP-110 300 mg/day treatment period versus 0.9 minutes for the placebo period. The difference in mean change from Baseline was both statistically and clinically significant in favor of the active treatment period (mixed model analysis of variance;  $p=0.0002$ ). All secondary endpoints in this study were also positive including the mean change in the ESS.

Study ADX-N05 202 was a 12-week, double-blind, placebo-controlled, parallel-group study of JZP-110 150 and 300 mg given once daily in adult subjects with narcolepsy (N=93). The primary efficacy endpoints were the change from Baseline in the mean sleep latency time (in minutes) averaged across the first four trials of the MWT and the Clinical Global Impression of Change (CGIc) scores for JZP-110 versus placebo at the last (Week 12) assessment at the 300 mg dose. At Week 12/Last Assessment, the mean sleep latency increased by 12.8 minutes for the JZP-110 group (300 mg/day) versus 2.1 minutes for the placebo group. The difference in mean change from Baseline was both statistically and clinically significant in favor of the active treatment group (two-sample t-test;  $p<0.0001$ ). All secondary endpoints in this study were also positive.

---

### 1.3.3 Safety of JZP-110 in Clinical Studies of Narcolepsy

In Study ADX-N05 201, 1 week of treatment with JZP-110 150 mg/day followed by an increase to 300 mg/day for a second week was safe and well tolerated. The most common treatment-emergent adverse events (TEAEs) with JZP-110 treatment included nausea (12%), chest discomfort (9%), headache (9%), anxiety (6%), decreased appetite (6%), initial insomnia (6%), insomnia (6%), and muscle tightness (6%). None of these events were reported during placebo treatment. There were no deaths, treatment-emergent serious AEs (SAEs), or discontinuations due to AEs. Severe TEAEs were limited to two subjects (one with intermittent nausea and one with insomnia). JZP-110 treatment was associated with a modest effect on heart rate and blood pressure, and TEAEs suggested a profile of effects consistent with those of a wake-promoting drug (decreased appetite, headache, anxiety, insomnias, and gastrointestinal complaints). Palpitations were reported by one subject (3%) and chest pain was reported by 3 subjects (9%; all reported as non-cardiac pain) while on JZP-110. There were no reports of palpitations or chest pain while subjects were on placebo.

In Study ADX-N05 202, the JZP-110 dose regimen of 150 mg/day for 4 weeks followed by 300 mg/day for 8 weeks appeared to be safe and well tolerated. The most common TEAEs with JZP-110 treatment included headache (16%), nausea (14%), insomnia (14%), decreased appetite (14%), diarrhea (11%), and anxiety (11%); all of these events were more common in the combined JZP-110 group than in the placebo group. There were no deaths in this study. Treatment-emergent SAEs occurred in two subjects (both in the JZP-110 group): one subject had conversion disorder and one had acute cholecystitis. Three subjects (6.8%) in the JZP-110 group and two subjects (4.1%) in the placebo group had TEAEs that led to study discontinuation. It appears likely that JZP-110 is causally associated with insomnia, decreased appetite, anxiety, irritability, palpitations, and perhaps nausea and diarrhea.

In the ADX-N05 202 study, JZP-110 treatment was associated with small effects on placebo-corrected changes in heart rate (both measured and from ECGs), blood pressure, and quantitative ECG parameters (mean heart rate increased from Baseline at 2 hours after dosing by 3 to 5 beats per minute (bpm) with little or no change at 9 to 10 hours after dosing; mean PR, QRS, QT, QTcB and QTcF demonstrated no significant changes). There were no clinically significant effects on the ECG parameters of PR, QRS, QTcF or QTcB in any subject. Palpitations were reported by 4 subjects (9%) and chest pain was reported by 2 subjects (both appeared to be non-cardiac pain) while on JZP-110. There was one report of palpitations and one report of chest pain from subjects who were on placebo in the ADX-N05 202 study. There were two subjects who had TEAEs that were related to vital signs: mildly elevated blood pressure beginning on Day 17 in one subject on JZP-110 and elevated blood pressure at the Week 4 visit and intermittent elevated systolic and diastolic pressures beginning at the Week 6 visit in one subject on placebo. There were two subjects who had TEAEs related to ECG findings: one subject had a TEAE of "heart rate increased" on JZP-110 that may have been related to ECG-derived measurements, and another subject on placebo was reported to have a TEAE of "occasional ventricular premature complexes."

---

### 1.3.4 Safety of JZP-110 in Clinical Studies of Major Depression and in Healthy Subjects

Three randomized, double-blind, placebo-controlled studies (SKUP- 9801, R228060-USA-10, and R228060-MDD-201) have been conducted in a total of 600 adult subjects with MDD. In these studies, doses ranged from 100 to 900 mg/day JZP-110 with the dose based on the hydrochloride salt of the drug. These studies did not demonstrate efficacy for JZP-110 in treating MDD.

- Study SKUP-9801 was an 8-week, double-blind, placebo-controlled, parallel-group pilot study in adults with MDD of low (100 to 300 mg/day; N=8), intermediate (400 to 600 mg/day; N=9), and high (700 to 900 mg/day; N=10) doses (given twice daily) of JZP-110 versus placebo (N=8) (total N=35) ([EDMS-PSDB-2275504](#)).
- Study R228060-USA-10 was a 3-week, double-blind, placebo-controlled, parallel-group study to assess the tolerability of JZP-110 200 mg/day (100 mg morning, 100 mg evening) and 500 mg/day (300 mg morning, 200 mg evening) in adult subjects with MDD (N=77), with efficacy as an exploratory objective ([R228060-USA-10](#)).
- Study R228060-MDD-201 was a large-scale (27 centers, N=488), 6-week, double-blind, active- (paroxetine) and placebo-controlled, parallel-group study of JZP-110 100 and 200 mg given twice daily in adult subjects with MDD (N=488) ([EDMS-PSDB-3696001](#)).

Most of the 219 healthy subjects and 600 subjects with MDD reported adverse events (AEs), the majority of which were mild or moderate. The AEs from these 219 healthy subjects do not include data from a recently completed Phase 1 human abuse liability study in 43 subjects because data analysis from that study is ongoing (preliminary data will be included in the JZP-110 Investigators Brochure). The most common TEAEs that occurred  $\geq 5\%$  and more often with JZP-110 than placebo across doses of 200 to 1200 mg/day included: insomnia (34%), headache (23%), dizziness (16%), anorexia (16%), dry mouth (16%), nervousness (15%), nausea (14%), palpitation (11%), agitation (10%), abdominal pain (10%), anxiety (9%), fatigue (9%), concentration impaired (8%), and diarrhea (6%). There were no deaths. One healthy JZP-110-treated subject (1000 mg/day) reported a serious adverse event (SAE, confusion) that was considered unrelated to study drug. Four JZP-110-treated subjects with MDD reported SAEs: cellulitis (100 to 300 mg/day), aggravated depression (200 mg/day), aggravated depression and suicidal ideation (400 mg/day), and myocardial infarction (200 mg). The myocardial infarction was the only SAE that was classified as possibly related to study drug (see the JZP-110 Investigators Brochure for additional information on this SAE).

In addition, there were reports of mostly mild cardiovascular AEs in other studies (see the JZP-110 Investigators Brochure for additional information). Palpitations were reported by one subject in each of the YUKIC 9603-01 and SKUP-9801 studies and by seven subjects in the MDD-201 study. Chest pain was reported by one subject in the YUKIC 9603-01 study and by four subjects in the MDD-201 study. T-wave inversions were observed in one subject in each of the YUKIC-9603 and YUKIC-9702-01 studies and in three subjects in the MDD-201 study (which includes the myocardial infarction described above). Ventricular



ectopy (seen on 12-lead ECG) was reported in one patient in YUKIC-9702-01 and one patient in MDD-201. One patient reported orthostatic hypotension and two patients reported hypertension in MDD-201, all three on JZP-110. There were occasional ECG reports of intermittent fascicular blocks, intraventricular conduction defects, and 1st degree AV block, about equally common in JZP-110 and controls, and rarely new and sustained. These were usually considered not clinically significant findings or adverse events.

Three healthy subjects (two on 200 mg and one on 800 mg JZP-110) and two subjects with MDD (both on 500 mg JZP-110) had treatment-emergent reversible elevations of liver enzymes (alanine aminotransferase and/or aspartate aminotransferase) of 1.1 to 4.1 × the upper limit of normal (ULN). Two placebo-treated subjects also developed mild elevations in liver enzymes. There were no other findings in laboratory safety tests.

## 1.4 Summary of Potential Benefits and Risks

The potential benefits of JZP-110 to subjects randomized to the 150 mg or 300 mg treatment arms in this study are expected to be a clinically significant increase in the ability to stay awake and a clinically significant decrease in subjective sleepiness. These benefits are anticipated from the MWT and ESS data, respectively, from previous studies of JZP-110 in narcolepsy patients. However, not every subject in the 150 or 300 mg treatment arms is anticipated to benefit. It is not known if the 75 mg dose will provide a clinical benefit. Placebo is not anticipated to provide any benefit; however, some patients receiving placebo might benefit from their participation in the study.

The risks to subjects in this study who are randomized to the 150 mg or 300 mg treatment arms are expected to be similar to those seen in prior clinical studies that evaluated the effects of 150 mg and 300 mg JZP-110 in narcolepsy patients ([Section 1.3.3](#)). It is not known if the 75 mg dose will be associated with the same type or magnitude of AEs that were associated with the higher doses that were previously studied. Risks for subjects who are randomized to the placebo treatment arm may include those associated with untreated narcolepsy symptoms.

Subjects treated with JZP-110 might also experience small increases in blood pressure and heart rate in the first 8 hours after dosing. To date those increases have been on the order of up to 5 beats per minute, up to 6 mmHg in systolic blood pressure, and up to 3 mmHg in diastolic blood pressure. In a recently completed thorough QT study, JZP-110 did not cause QT interval prolongation above the threshold of regulatory concern when given at either the 300 mg or 900 mg dose (International Conference on Harmonisation [ICH] E14 Clinical Evaluation of QT/QTc Interval Prolongation and Proarrhythmic Potential for Non-Antiarrhythmic Drugs, 2005).

---

## 2 STUDY OBJECTIVES

### 2.1 Primary Objective

To evaluate the efficacy of JZP-110 administered once daily for up to 12 weeks in doses of 75, 150, and 300 mg compared to placebo in the treatment of excessive sleepiness in adult subjects with narcolepsy.

### 2.2 Secondary Objectives

To evaluate the safety and tolerability of JZP-110 administered once daily for up to 12 weeks in doses of 75, 150, and 300 mg compared to placebo in the treatment of excessive sleepiness in adult subjects with narcolepsy.

To characterize the pharmacokinetics (PK) of JZP-110 in subjects with narcolepsy using sparse sampling methods.

## 3 STUDY DESIGN

### 3.1 Overall Study Design and Plan

The Schedule of Events is presented in [Appendix 1](#), and the Study Schema in [Figure 1](#).

This trial is a 12-week, randomized, double-blind, placebo-controlled, multicenter, 4 treatment parallel group study of the safety and efficacy of JZP-110 in the treatment of excessive sleepiness in adult subjects with narcolepsy as defined by The ICSD-3 or the Diagnostic and Statistical Manual of Mental Disorders, Fifth Edition (DSM-5). Following the successful completion of Screening and Baseline visits, stratified randomization on the basis of the presence or absence of cataplexy will occur. Subjects will be assigned to receive JZP-110 75, 150, or 300 mg or placebo in a 1:1:1:1 ratio once daily over a 12-week Treatment Phase. Subjects randomized to the 150 mg dose will initially receive 75 mg from Day 1 through Day 3 of the first week of the Treatment Phase and will receive 150 mg starting on Day 4. Subjects randomized to the 300 mg dose will initially receive 150 mg from Day 1 through Day 3 of the first week of the Treatment Phase and will receive 300 mg starting on Day 4. Subjects randomized to the 75 mg group will not require titration.

During the Treatment Phase, subjects will return to the investigative site to complete efficacy and safety assessments at the end of Weeks 1, 4, 8, and 12; the Week 4 and 12 visits will include an overnight stay at the investigational site for nocturnal polysomnography (PSG) followed by an MWT, and the Week 8 Visit will include 24-hour ambulatory blood pressure monitoring. Subjects will take their final dose of study drug at the Week 12 visit prior to the Week 12 visit assessments. Subjects will return at the end of Week 14 for follow-up assessments. Unless there are any outstanding safety issues that require follow-up, subjects will be discharged from the study at the Week 14 visit.

Efficacy will be assessed by changes in the mean sleep latency on the first 4 trials of a 5 trial, 40-minute MWT and by changes in the mean ESS score as co-primary endpoints, percentage of patients improved on the Patient Global Impression of Change (PGIc) as a key secondary



JZP-110

Jazz Pharmaceuticals

Clinical Trial Protocol: 14-002 Amendment 3

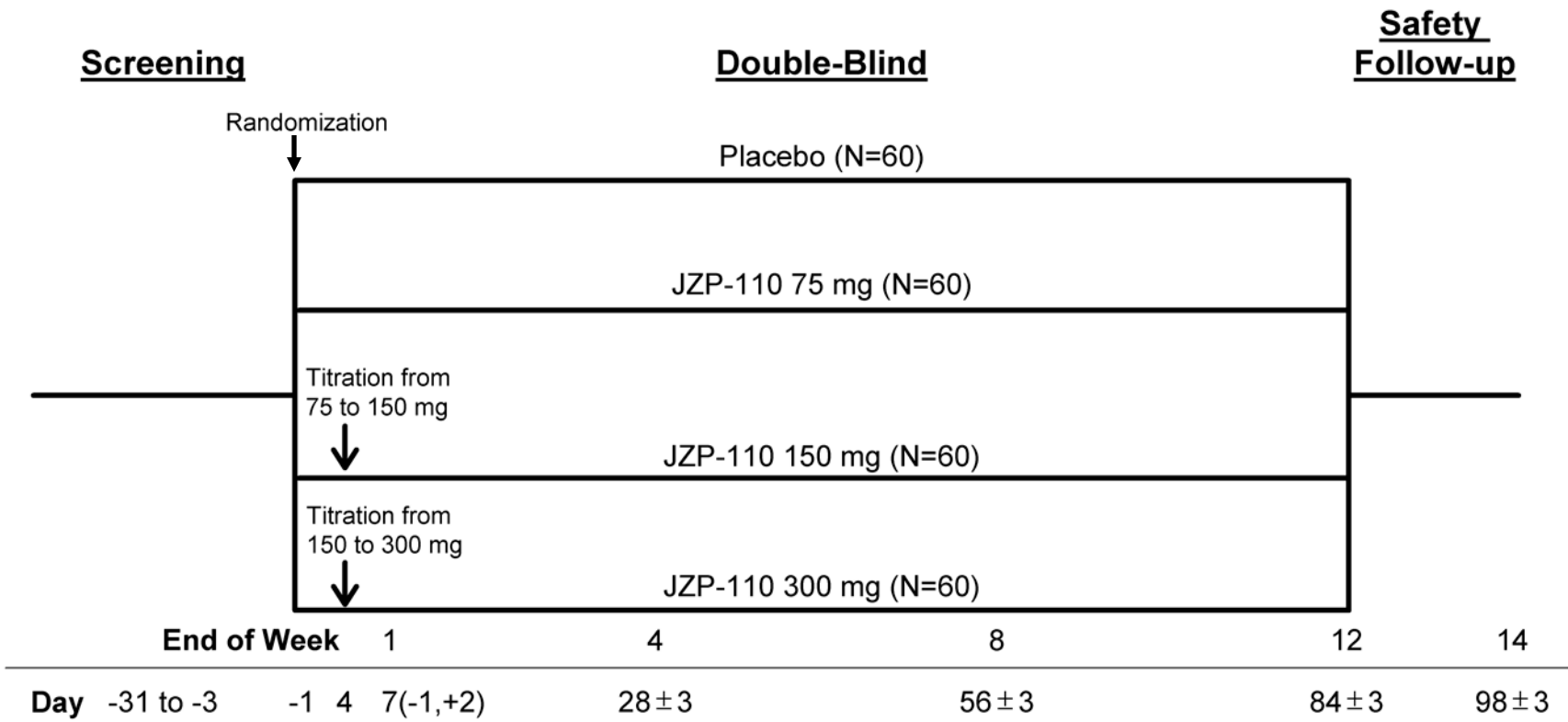
---

endpoint, and the CGIc, Functional Outcomes of Sleep Questionnaire Short Version (FOSQ-10), 36-Item Short Form Health Survey Version 2 (SF-36v2), EuroQoL EQ-5D-5L, and the Work Productivity and Activity Impairment Questionnaire: Specific Health Problem V2.0 (WPAI:SHP) as other endpoints.

Four blood samples will be collected from each subject for PK evaluations; one sample during the Week 1 visit, one sample during the Week 4 visit, and two samples during the Week 8 visit. The samples collected at the Week 1 and Week 8 visits will be within 1-8 hours of dosing. The sample collected at the Week 4 visit will be within 8-12 hours after dosing.

Safety will be assessed by the incidence of observed and reported AEs, and changes in physical examination findings, ECGs, clinical laboratory tests, vital sign measurements, 24-hour ambulatory blood pressure monitoring at the Week 8 visit, and the Columbia-Suicide Severity Rating Scale (C-SSRS). Safety will be assessed throughout the study.

Figure 1 Study Schema



### 3.1.1 Rationale for Study Design and Control Group

This study was designed to be consistent with the United States (US) Food and Drug Administration (FDA) Guidance for Industry on Providing Clinical Evidence of Effectiveness for Human Drug and Biological Products, with The International Conference on Harmonisation of Technical Requirements for Registration of Pharmaceuticals for Human Use (ICH) Guidance on The Extent of Population Exposure to Assess Clinical Safety for Drugs Intended for Long-Term Treatment of Non-Life-Threatening Conditions, and with the ethical principles given in these guidances which have their origins in the Declaration of Helsinki. The inclusion of a placebo control group in this study is necessary to determine the efficacy and safety of this new investigational medicinal product.

## 3.2 Study Duration and Dates

Each subject will participate for up to 31 days for Screening and Baseline evaluations, for 12 weeks in the Treatment Phase, and for 2 weeks in the Safety Follow-up Phase (the 2 week Safety Follow-up visit is not required for subjects who enter the Open-label Safety Study [14-005] at the Final Clinic Visit). It is estimated that enrollment across all sites will be completed in 12 months.

## 3.3 End of Trial

The end of the trial will be the date of the last visit of the last subject enrolled in the trial.

# 4 STUDY POPULATION SELECTION

## 4.1 Selection of Study Population

Subjects must have a documented diagnosis of narcolepsy according to the ICSD-3 or DSM-5 and have sleepiness and an inability to stay awake as demonstrated by objective and subjective criteria.

## 4.2 Inclusion Criteria

Each subject must meet the following criteria to be enrolled in the study.

1. Males and females between 18 and 75 years of age, inclusive.
2. Diagnosis of narcolepsy according to ICSD-3 or DSM-5 criteria ([Appendix 16](#)).
3. Baseline mean sleep latency <25 minutes as documented by the mean of the first four trials of the Baseline 5-trial MWT.
4. Baseline Epworth Sleepiness Scale (ESS) score  $\geq 10$ .
5. Usual nightly total sleep time of at least 6 hours.
6. Body mass index from 18 to  $<45 \text{ kg/m}^2$ .
7. Consent to use a medically acceptable method of contraception for at least 2 months prior to the first dose of study drug, throughout the entire study period, and for 30 days after the study is completed.
8. Willing and able to comply with the study design schedule and other requirements.

- 
9. Willing and able to provide written informed consent.

### 4.3 Exclusion Criteria

Subjects who meet any of the following criteria will be excluded from the study.

1. Female subjects who are pregnant, nursing, or lactating.
2. Usual bedtime later than 1 AM (0100 hours).
3. Occupation requiring nighttime or variable shift work.
4. Moderate or severe obstructive sleep apnea (OSA) on the baseline PSG.
5. Any other clinically relevant medical, behavioral, or psychiatric disorder other than narcolepsy that is associated with excessive sleepiness.
6. History or presence of bipolar disorder, bipolar related disorders, schizophrenia, schizophrenia spectrum disorders, or other psychotic disorders according to DSM-5 criteria ([Appendix 4](#)).
7. History or presence of any acutely unstable medical condition, behavioral or psychiatric disorder (including active suicidal ideation), or surgical history that could affect the safety of the subject or interfere with study efficacy, safety, PK assessments, or the ability of the subject to complete the trial per the judgment of the Investigator.
8. History of bariatric surgery within the past year or a history of any gastric bypass procedure.
9. Presence of renal impairment or calculated creatinine clearance <60 mL/min.
10. Clinically significant ECG abnormality in the opinion of the Investigator.
11. This criterion has been removed.
12. Presence of significant cardiovascular disease including but not limited to: myocardial infarction within the past year, unstable angina pectoris, symptomatic congestive heart failure (ACC/AHA stage C or D), revascularization procedures within the past year, ventricular cardiac arrhythmias requiring automatic implantable cardioverter defibrillator (AICD) or medication therapy, uncontrolled hypertension, systolic blood pressure  $\geq 155$  mmHg or diastolic blood pressure  $\geq 95$  mmHg (at screening, or consistently across Baseline measures according to protocol specifications), or any history of cardiovascular disease or any significant cardiovascular condition that in the investigator's opinion may jeopardize subject safety in the study.
13. Laboratory value(s) outside the laboratory reference range that are considered to be clinically significant by the Investigator (clinical chemistry, hematology, and urinalysis); NOTE: Screening labs may be repeated once.
14. Excessive caffeine use one week prior to Baseline assessments or anticipated excessive use during the study defined as >600 mg/day of caffeine.
15. Use of any over-the-counter (OTC) or prescription medications that could affect the evaluation of excessive sleepiness within a time period prior to the Baseline visit corresponding to at least five half-lives of the drug(s) or planned use of such drug(s) at some point throughout the duration of the study. Examples of excluded medications include OTC sleep aids or stimulants (e.g., pseudoephedrine), methylphenidate, amphetamines, modafinil, armodafinil, sodium oxybate, pemoline, trazodone, hypnotics, benzodiazepines, barbiturates, and opioids. Medications should

- be discontinued such that the subject has returned to his/her baseline level of daytime sleepiness at least 7 days prior to the Baseline visit, in the opinion of the Investigator.
16. Use of any medications that could affect the evaluation of cataplexy within a time period prior to the Baseline visit corresponding to at least five half-lives of the drug(s) or planned use of such drug(s) at some point throughout the duration of the study. Examples of excluded anti-cataplectic medications include selective serotonin reuptake inhibitors (SSRIs), serotonin-norepinephrine reuptake inhibitors (SNRIs), tricyclic antidepressants (TCAs), monoamine oxidase inhibitors (MAOIs), anti-convulsant agents, and sodium oxybate. These drugs will be discontinued if they are taken for the treatment of narcolepsy and discontinuation is deemed safe by the Investigator. Medications should be sufficiently washed out such that the subject has returned to his/her baseline level of cataplexy at least 7 days prior to the Baseline visit, in the opinion of the Investigator.
  17. Received an investigational drug in the past 30 days or five half-lives (whichever is longer) prior to the Baseline visit, or plans to use an investigational drug (other than the study drug) during the study.
  18. Previous exposure to or participation in a previous clinical trial of JZP-110 (ADX-N05, R228060, YKP10A).
  19. Current or past (within the past 2 years) diagnosis of a moderate or severe substance use disorder according to DSM-5 criteria.
  20. Nicotine dependence that has an effect on sleep (e.g., a subject who routinely awakens at night to smoke).
  21. Current, past (within the past 2 years), or seeking treatment for a substance related disorder ([Appendix 5](#)).
  22. Urine drug screen positive for an illicit drug of abuse (including cannabinoids) at screening or at any point throughout the duration of the study, except for a prescribed drug (e.g., amphetamine) at screening.
  23. History of phenylketonuria (PKU) or history of hypersensitivity to phenylalanine-derived products.

For the purpose of this study, medically acceptable methods of contraception include estrogen-progestin oral contraceptive pills, patches, or vaginal ring (if one of these methods is chosen it must have been used consistently for 2 months prior to the first dose of study drug); progestin implant or injection; diaphragm with spermicide; male condom plus vaginal spermicide; surgical sterilization; intrauterine device; post-menopausal (defined as age >50 and >1 year of amenorrhea); medically documented ovarian failure (defined as age <50 with serum estradiol and follicle-stimulating hormone [FSH] levels within the institutional postmenopausal range and a negative serum or urine  $\beta$ HCG); vasectomy (>6 months prior to baseline); or abstinence.

#### 4.4 Screening and Randomization Eligibility

Subjects will be considered eligible for screening if they meet the inclusion criteria and do not meet any exclusion criteria.

Subjects who do not meet all eligibility criteria will not be randomized.

---

## 5 STUDY TREATMENTS

### 5.1 Description of Treatments

#### 5.1.1 JZP-110

The investigational medicinal product JZP-110 [(*R*)-2-amino-3-phenylpropylcarbamate hydrochloride] will be supplied as 75 mg, 150 mg, and 300 mg tablets (based on the free base of the molecule) that will be overencapsulated in an opaque gelatin capsule. The tablets contain the excipients hydroxypropyl cellulose and magnesium stearate, and a polymer film coat (Opadry®). The capsule backfill will be microcrystalline cellulose (MCC).

JZP-110 is not a controlled substance under the United States Controlled Substances Act or under the United Nations Convention on Psychotropic Substances.

#### 5.1.2 Placebo

Placebo tablets are composed of mannitol, MCC, and magnesium stearate, and a polymer film coat (Opadry®). Placebo tablets will be overencapsulated in the same opaque gelatin capsules that will be used for the active JZP-110 treatments. MCC will be used as the capsule backfill.

### 5.2 Treatments Administered

Subjects will receive JZP-110 75, 150, or 300 mg or placebo once daily as a single gelatin capsule over a Treatment Phase of 12 weeks.

### 5.3 Selection and Timing of Dose for Each Subject

Data from the ADX-N05 201 and ADX-N05 202 trials that were conducted in patients with narcolepsy demonstrated that doses of 150 mg and 300 mg JZP-110 increased the mean sleep latency on the first four trials of the MWT by 9.5 and 12.8 minutes from baseline, respectively, and increased the sleep latency on the fifth trial of the MWT by 5.4 and 8.2 minutes from baseline, respectively. Based on these findings and the safety and tolerability profiles of 150 and 300 mg JZP-110 in adult patients with narcolepsy in these trials, this study will further evaluate of the safety and efficacy of 150 and 300 mg, in addition to a lower dose of 75 mg JZP-110 given once a day in the morning.

In this study, subjects will be randomized 1:1:1:1 to receive either JZP-110 75, 150, 300 mg, or placebo as described in [Section 5.5](#). Subjects will be instructed to take a single daily dose of study drug in the morning, on an empty stomach within one hour of awakening. Subjects will also be instructed to abstain from eating or drinking (except for water) for 30 minutes after taking the study drug. If a subject fails to take the study drug within an hour of awakening, the subject should be instructed to take the study drug, if he/she is able to do so, at least 12 hours before his/her anticipated bedtime. If the subject cannot take the study drug at least 12 hours before his/her anticipated bedtime, the subject should not take the study drug for that day.

The titration schedule in this protocol is based on the pharmacokinetics of the JZP-110 as well as the titration experience in clinical trials to date. Steady state levels of JZP-110 are reached within 3 days ([Section 1.3.1](#)). In the previous ADX-N05 201 and ADX-N05 202 studies in narcolepsy patients, subjects received 150 mg JZP-110 for 1 or 4 weeks, respectively, prior to receiving 300 mg JZP-110. In this study, subjects randomized to receive the 300 mg dose will initially receive 150 mg from Day 1 through Day 3 of the first week of the Treatment Phase and will receive 300 mg starting on Day 4. This titration schedule is similar to those that were used in previous studies of JZP-110 in MDD ([Section 1.3.4](#)). Although previous studies have shown that the 150 mg dose is tolerated as a starting dose in patients with narcolepsy, subjects randomized to receive the 150 mg dose in this study will initially receive 75 mg from Day 1 through Day 3 of the first week of the Treatment Phase and will receive 150 mg starting on Day 4 to evaluate whether titration to the 150 mg dose in this study will result in fewer AEs as compared to a starting dose of 150 mg without titration. Subjects randomized to the 75 mg or placebo groups will not require titration.

## 5.4 Method of Assigning Subjects to Treatment Groups

Following the successful completion of Screening and Baseline visits, stratified randomization on the basis of the presence or absence of cataplexy will be used to assign subjects in a 1:1:1:1 ratio to one of the following four treatment groups: JZP-110 75, 150, or 300 mg, or placebo. The investigator will access an Interactive Voice Response System (IVRS) or an Interactive Web Response System (IWRS) to randomize subjects.

## 5.5 Randomization

A statistician selected by Jazz Pharmaceuticals will prepare and retain the master randomization code for the entire study. This statistician will not be involved in the analysis of this study. A copy of the master randomization code will be provided to the head of the Quality Department at Jazz Pharmaceuticals, or a designee in the Quality Department. The Head of Quality at Jazz Pharmaceuticals will sequester the master randomization code. Unless there is an emergency that requires the release of the subject's assigned treatment, the code will not be broken or released until all study data are collected and accepted for analysis.

## 5.6 Blinding

A double-blind approach will be used during the Treatment Phase. All study drugs will be prepared in identical opaque gelatin capsules to ensure adequate blinding. All study personnel will be blinded to the study treatments.

## 5.7 Prior and Concomitant Therapy

During the Screening Phase, prior (30 days) and concomitant medication use and any therapies for the treatment of narcolepsy since diagnosis will be recorded on the case report form (CRF).

Any medications that are included under the exclusion criteria for entry into the study must be discontinued prior to the Baseline visit as specified in [Section 4.3](#) and are prohibited for use throughout the study as well.

Subjects may continue to take their usual medications during the study other than the excluded medications described in [Section 4.3](#). All drugs other than study drugs that are taken during the course of study (approved or unapproved; prescription, over-the-counter [including health and dietary supplements], or illicit drugs) will be documented in the concomitant medications CRF. Jazz Pharmaceuticals must be notified in advance (or as soon as possible thereafter) of any instances in which excluded therapies are administered.

## 5.8 Restrictions

### 5.8.1 Prior Therapy

Subjects may continue prescription and OTC medications with the exception of the excluded medications described in [Section 4.3](#). Subjects being treated with medications for narcolepsy must be tapered off these medications prior to the Baseline visit.

### 5.8.2 Fluid and Food Intake

Subjects will be instructed to take a single oral daily dose of study drug in the morning, on an empty stomach, within one hour of awakening. Subjects will also be instructed to abstain from eating or drinking (except water) for 30 minutes after taking the study drug. Subjects will be encouraged not to increase caffeine use during the study.

The day after the overnight stay at Weeks 4 and 12, study drug will be administered at the investigative site with approximately 240 mL water (subjects may receive an additional 240 mL of water if necessary).

Subjects will also be given a light breakfast and light lunch at times indicated in the Schedule of Events ([Appendix 1](#)) and [Sections 7.2](#), [7.4](#), and [7.7](#). On days when blood samples for clinical laboratory tests are drawn, the blood samples will be drawn prior to breakfast (i.e., fasting). On visits for Weeks 4 and 12, the light breakfast should be served approximately 30 minutes after dosing and should be consumed within 15-20 minutes. Caffeine consumption will not be allowed during the Baseline and Week 4 and 12 visits.

### 5.8.3 Other Restrictions

On the nights that PSGs are being conducted, subjects will remain in bed, and if they need to go to the toilet during the night they may be assisted by the lab tech or other study staff member. On the day following the PSG, subjects should be seated in bed in a darkened room during the MWT trials ([Section 6.12.1](#)). In between the MWT trials, subjects will be free to move about while staying at the sleep lab. At other times during the study there are no restrictions on activity. Cigarette smokers will be allowed to smoke one cigarette in the evening prior to initiation of the PSG, one cigarette in the morning at least 1 hour prior to the



first trial of the MWT, and one cigarette during the day immediately following the end of an MWT trial.

## **5.9 Investigational Medicinal Product Treatment Compliance**

Study drug will be dispensed and collected at clinic visits and, if applicable, at intervals specified by State or local regulations. Subjects will be instructed to return any unused drug to the study site. Treatment compliance will be assessed at each clinic visit based on the day of the visit and the amount of study drug that is returned to the site. Overall treatment compliance will be calculated at the end of the trial when the trial is unblinded. PK data may be used to interpret findings of non-compliance

## **5.10 Packaging and Labeling**

Jazz Pharmaceuticals will provide the clinical sites with a supply of clinical trial material (study drug) as described in [Section 5.1](#). Clinical trial material will consist of tablets that have been overencapsulated in opaque gelatin capsules and packaged in blister cards.

All packaging and labeling operations will be performed according to Current Good Manufacturing Practices (cGMP), Good Clinical Practices (GCP), and local requirements and regulations.

## **5.11 Storage and Accountability**

The drug product should be stored in the supplied packaging according to the label.

The Investigator or qualified designee will maintain accurate records of the receipt of all study drugs from Jazz Pharmaceuticals, including the date(s) of receipt. Study drug must be kept in a secure area and dispensed as described in [Section 6.11](#). Unused (or partially used) supplies must be accounted for on the drug inventory record. The receipt and dispensing of new study drug and the collection of unused study drug from subjects must be documented throughout the study and reconciled at study completion.

Following study completion and notification by Jazz Pharmaceuticals, all labels, blister cards, and unused JZP-110 and JZP-110 placebo must be destroyed or returned to Jazz Pharmaceuticals according to written instructions from Jazz Pharmaceuticals or its designee at the completion of the study for reconciliation and destruction. Used blister cards of study drug will be destroyed upon Jazz Pharmaceuticals' instruction following the review of study drug accountability. The Investigator must provide a written explanation for any missing study drug. After review of the drug inventory record at the site at study completion, one copy of the drug inventory record will be retained by the Investigator/site and the other will be retained by Jazz Pharmaceuticals.

## **5.12 Investigational Medicinal Product Retention at Study Site**

Investigational medicinal product (JZP-110) does not need to be retained at the study site for FDA testing purposes.

---

## **6 STUDY PROCEDURES**

### **6.1 Informed Consent**

All subjects will provide written informed consent before the performance of any study related procedures. Each subject will be given a copy of his or her signed informed consent form (ICF).

Each subject's chart will include his or her signed ICF. After the conclusion of the study and the CRF has been monitored, the ICF will be kept in the Investigator's central study file. Regulatory authorities may check the existence of the signed ICF in this central study folder.

### **6.2 Demographics**

Demographic information will be collected at Screening (Visit 1) as permitted by regional or national regulations. Demographics will include the date the subject signed the informed consent, and the subject's age (as indicated by date of birth, month and year of birth, year of birth, or age at screening), sex, ethnicity, and race.

### **6.3 Medical History**

A complete medical history for each subject will be collected during the Screening Phase. The information will include, but is not limited to, symptoms of narcolepsy (current and past, including symptoms experienced prior to any narcolepsy treatment); concomitant medication use; any medications used for the treatment of narcolepsy since diagnosis; any prior reaction to drugs; history and treatment (if any) of cardiovascular, pulmonary, gastrointestinal, hepatic, renal, immunologic, neurologic, or psychiatric disease; reproductive status; and confirmation of relevant inclusion and exclusion criteria. Any updates to the medical history will be assessed at the Baseline Visit.

### **6.4 Physical Examination**

A full review of body systems should be obtained for each subject during the Screening Phase and at the Final Visit (Week 12) or early termination. Physical examinations will include a full examination of body systems (except genitourinary), height (at screening only), and body weight measurements. Height and weight should be assessed in ordinary indoor clothes without shoes. A qualified investigator or designee should perform the examination.

### **6.5 Vital Signs**

Vital signs (systolic and diastolic blood pressure, pulse, respiratory rate, and body temperature) will be obtained at every clinic visit after the subject has been resting and seated for at least 5 minutes. For blood pressure and pulse rate measurement, the subject should be seated comfortably with the back supported and the upper arm bared without constrictive clothing. The subject's legs should not be crossed. The arm should be supported at heart level, and the bladder of the cuff should encircle at least 80% of the arm circumference. Neither the subject nor the observer should talk during the measurement.

A minimum of 2 blood pressure and pulse rate measurements should be taken, and the measurements should be separated by approximately 5 minutes. If there is >5 mm Hg difference between the first and second blood pressure measurement (systolic or diastolic reading), an additional measurement should be taken ([Pickering et al. 2005](#)). Vital signs will be recorded on the CRF.

The mean of the two or three blood pressure assessments taken at the Screening visit will be used to meet entrance criteria to the study. Body temperature, respiratory rate, and blood pressure and pulse will be obtained on admission to the site the evenings before the PSG nights at Baseline and the end of Weeks 4 and 12; at Week 8; and at the Follow-up visit or at Early Termination.

On the Baseline MWT day (Day -1), body temperature, respiratory rate, blood pressure, and pulse measurements will be taken approximately 30 minutes after awakening (prior to the start of the MWT). Blood pressure and pulse will also be taken approximately 2, 3, 5, 7, 9, and 11 hours after awakening.

On MWT days at the end of Weeks 4 and 12 (or Early Termination if PSG/MWT is performed), body temperature, respiratory rate, blood pressure, and pulse will be taken approximately 1 hour before dosing (shortly before the first MWT trial). Blood pressure and pulse will be taken at approximately 1, 2, 4, 6, 8, and 10 (approximately 10 minutes after completion of the last MWT trial) hours after dosing. The schedule of assessment for vital signs during PSG/MWT visits is described in [Section 7](#) and [Appendix 2](#).

## **6.6 24-Hour Ambulatory Blood Pressure Monitoring**

Ambulatory blood pressure monitoring is a non-invasive method of obtaining blood pressure readings over a 24-hour period while the subject is in his/her own environment. Subjects will undergo 24-hour blood pressure monitoring after discontinuation of excluded medication (at least 5 half-lives) during the Screening Period and at Week 8. Blood pressure and pulse readings taken at 30-minute intervals will be recorded over a period of 24 hours. A manual with instructions for ambulatory blood pressure monitoring will be provided separately.

## **6.7 Electrocardiography**

Standard 12-lead ECGs will be recorded with the subject resting supine for at least 5 minutes. ECGs will be performed at Screening, Baseline, and at every clinic visit. The schedule of ECG assessment is described in [Section 7](#) and [Appendix 2](#).

## **6.8 Polysomnography (PSG)**

A PSG followed by an MWT will be performed at Baseline and at Weeks 4 and 12 (or Early Termination if the subject is willing and able to take study drug for the assessments). If a subject is allowed to be rescreened, a repeat PSG and MWT will not be required if the results of the previous PSG and MWT in the study meet the current inclusion/exclusion criteria and there have been no changes to medical history or concomitant medications that would likely affect the MWT results.

The PSG and MWT procedures will be performed according to standard protocols, which will be provided in a manual to each site. The manual will include all parameters to be recorded, methods, and a scoring appendix. Oxygen saturation will be monitored according to the study center's standard procedures. Standard PSG parameters will be recorded. All polysomnographic data will be read by a central reader.

An experienced sleep technologist must be present to monitor the PSG during PSG nights.

## 6.9 Columbia-Suicide Severity Rating Scale (C-SSRS)

At the Screening Visit, the Baseline/Screening Version of the C-SSRS will be administered to subjects to exclude any individuals with active suicidal ideation or behavior ([Appendix 10](#)). The C-SSRS is a widely used measure of suicidal ideation and behavior. The instrument reliably predicts a potential suicide attempt in those who had previously attempted suicide and is able to determine clinically meaningful points at which a person may be at risk for an impending suicide attempt ([Posner et al. 2011](#)). Suicidal ideation will be assessed for lifetime and over the past 12 months, and suicidal behavior will be assessed for lifetime and over the past 5 years with the Baseline/Screening Version of the C-SSRS. The Since Last Visit Version of the C-SSRS will be administered to subjects at every clinic visit after their Screening Visit including the Baseline and Follow-up visits ([Appendix 12](#)).

## 6.10 Clinical Laboratory Tests

### 6.10.1 Laboratory Parameters

Subjects will be in a seated or supine position during blood collection. Screening labs may be repeated one time. Clinical laboratory tests to be conducted are listed in [Table 1](#).

The clinical laboratory tests will be performed at a central laboratory. An authorized back-up laboratory, as indicated on the Form FDA 1572 or equivalent, may be used if necessary as an emergency laboratory. The investigator will supply Jazz Pharmaceuticals or its designee with the back-up laboratory's current licensure and laboratory reference ranges.

Please note exclusionary clinical laboratory parameters listed in the exclusion criteria ([Section 4.3](#)). In addition, any laboratory parameter that is out of range and considered clinically significant (as determined by the investigator) at the end of treatment must be re-evaluated. The investigator will provide an explanation of all clinically significant observations. These findings will be reported as adverse events.

At Screening, the investigator will calculate the estimated creatinine clearance rate using the Cockcroft-Gault formula (FDA Guidance for Industry. Pharmacokinetics in Patients with Impaired Renal Function – Study Design, Data Analysis, and Impact on Dosing and Labeling, May 1998).

$$\text{CLcr (mL/min)} = \frac{[140 - \text{age (years)}] \times \text{weight (kg)} \times (0.85 \text{ if female})}{72 \times \text{serum creatinine (mg/dL)}}$$

If serum creatinine is reported in  $\mu\text{mol/L}$ , the value should be divided by 88.4 for conversion to mg/dL.

JZP-110  
Clinical Trial Protocol: 14-002 Amendment 3

Jazz Pharmaceuticals

Clinical laboratory tests will include the following:

**Table 1 List of Laboratory Tests**

<b>Hematology:</b>	<b>Serum Chemistry:</b>
- Complete blood count (CBC), including platelet count and white blood cell count (WBC) with differential	- Albumin (ALB)
- Hemoglobin	- Alkaline phosphatase (ALK-P)
- Hematocrit	- Alanine aminotransferase (ALT; SGPT)
	- Aspartate aminotransferase (AST; SGOT)
<b>Urinalysis:</b>	- Blood urea nitrogen (BUN)
- Appearance	- Calcium (Ca)
- Bilirubin	- Chloride (Cl)
- Color	- Creatinine
- Glucose	- Creatine kinase
- Ketones	- Glucose
- Nitrite	- Phosphorus
- Occult blood	- Potassium (K)
- pH	- Sodium (Na)
- Protein	- Total bilirubin
- Specific gravity	- Direct bilirubin
- Urobilinogen	- Total cholesterol
	- Total protein
	- Triglycerides
	- Uric acid
<b>Urine Drug Screen:</b>	<b>Pregnancy Screen:*</b>
- Amphetamines	- Serum (at Screening [or Rescreening] and following a positive urine test)
- Barbiturates	- Urine (at Baseline and Week 12 or Early Termination)
- Benzodiazepines	
- Cannabinoids	
- Cocaine metabolites	
- Opiates	
- Phencyclidine-PCP	
- Methadone	

\*Pregnancy screening is required for all females of childbearing potential. Female subjects who have undergone surgical sterilization, who are post-menopausal (defined as age >50 and >1 year of amenorrhea), who have medically documented ovarian failure (defined as age <50 with serum estradiol and follicle-stimulating hormone [FSH] levels within the institutional postmenopausal range and a negative serum or urine  $\beta$ HCG) do not need to undergo pregnancy screening.

**Table 2 Schedule of Clinical Laboratory Samples and Estimated Blood Volume**

Clinical chemistry: Screening Baseline* and Week 12	3 × 6 mL	18 mL
Hematology: Screening, Baseline*, Week 12	3 × 4 mL	12 mL
Serum pregnancy test (for females of childbearing potential) Screening	1 × 1 mL	1 mL
Pharmacokinetics: 1 sample Week 1 1 sample Week 4 2 samples Week 8	1 × 4 mL 1 × 4 mL 2 × 4 mL	4 mL 4 mL 8 mL
Approximate total blood volume per subject: females of childbearing potential males and females who are not of childbearing potential		47 mL 46 mL

\*Required if Baseline visit occurs outside of the screening window (i.e., >29 days after the Screening Visit). Repeat Screening labs may be fasting or nonfasting.

## 6.10.2 Sample Collection, Storage, and Shipping

### 6.10.2.1 Clinical Laboratory Test Samples

The laboratory will supply detailed instructions and all containers for blood and urine investigations. Blood and urine sample volumes will meet the laboratory's specifications. The actual time of blood collection for all samples will be recorded.

Blood samples for hematology and serum chemistry tests will be collected while the subject is fasting at Screening (or Rescreening) and Week 12 or Early Termination. If the Baseline visit occurs outside of the screening window (i.e., >29 days after the Screening Visit), hematology and serum chemistry tests should be collected at the Baseline visit and may be drawn with the subject fasting or nonfasting. Table 2 shows the schedule for collection of blood and the total estimated blood volume to be collected during the study.

Urine samples for urinalysis will be collected at Screening (or Rescreening) and Week 12 or Early Termination. A repeat urinalysis should be obtained if the Baseline visit occurs outside of the screening window (i.e., >29 days after the Screening Visit).

A urine sample for urine drug screen will be obtained at every clinic visit except at the Follow-up visit. Samples collected at Screening (or Rescreening), Baseline, and Week 12 (or Early Termination) will be analyzed. Samples collected at other visits may be analyzed at the investigator's discretion.

JZP-110  
Clinical Trial Protocol: 14-002 Amendment 3


Jazz Pharmaceuticals

A serum pregnancy test for females of childbearing potential will be performed at Screening (or Rescreening), and urine pregnancy tests will be performed at Baseline and Week 12 or Early Termination ([Table 2](#)).

#### 6.10.2.2 Blood Samples for Pharmacokinetic (PK) Analysis

Blood samples to measure plasma JZP-110 concentrations will be collected at four time points per subject as described in [Table 2](#) and [Section 6.13.1](#). These blood samples will be drawn within the time windows indicated in [Section 6.13.1](#) and dispensed into labeled K2EDTA tubes. The actual time of blood collection for all samples will be recorded on the CRF. The blood samples will be collected and processed according to the PK lab manual provided to the sites, and the plasma samples will be shipped to the bioanalytical laboratory on dry ice as directed by Jazz Pharmaceuticals.

The bioanalysis will be performed by a central bioanalytical laboratory.



### 6.11 Dispensing Study Drug

Study drug will be dispensed to subjects at the end of the Baseline visit and at the end of the Week 1, 4, and 8 visits or at alternative intervals if necessary to comply with State and local laws and regulations. Subjects will be instructed to begin daily dosing with the new supply of study drug the day after the completion of the Baseline, Week 1, Week 4, and Week 8 visits. Subjects will also be provided with dosing instructions consistent with the restrictions described in [Section 5.8](#). On the day after the overnight PSG and on the morning of the MWT at Weeks 4 and 12 (or Early Termination if PSG/MWT is performed), study drug will be administered by qualified study site personnel as described in [Section 7](#) and [Appendix 2](#).

### 6.12 Efficacy Assessments

#### 6.12.1 Maintenance of Wakefulness Test (MWT)

The MWT is the standard objective measure of an individual's ability to remain awake during the daytime in a darkened, quiet environment and is commonly used to assess response to treatment ([Doghramji et al. 1997](#), [Mitler et al. 1982](#), [AASM 2014](#)). A five-trial, 40 minute MWT will be performed at Baseline and at the Week 4 and 12 visits (or Early Termination if the subject is willing and able to take study drug for the assessments) on the morning after an overnight PSG according to a standard protocol, which will be provided in a manual to each site.

Each MWT during the study should be started at approximately the same time of the day. During the MWT trials, subjects should be seated in bed in a darkened room with their back

and head supported by a bedrest (bolster pillow) such that their neck is not uncomfortably flexed or extended ([Littner et al. 2005](#)). Subjects will be instructed to sit still and remain awake for as long as possible during each of the 5 40-minute trials separated by 2-hour intervals. Following a light breakfast, the subject will be allowed to relax prior to initiating the first MWT trial. The first MWT trial should occur approximately 2 hours after “lights on” at the Baseline visit and approximately 1 hour after dosing with study drug at all other visits at which the MWT will be conducted. If the subject falls asleep during a trial, they will be awakened and instructed to remain awake until the next trial. If the subject does not fall asleep, then the specific trial is terminated at 40 minutes and a sleep latency of 40 minutes is recorded. The subject is then instructed to remain awake (and will be awoken if they fall asleep) until the next trial.

Data from the MWT should be recorded and saved electronically, and any technician notes should also be maintained for potential transfer to Jazz Pharmaceuticals at the end of the study.

#### 6.12.2 Epworth Sleepiness Scale (ESS)

The ESS is a self-administered questionnaire with 8 questions asking the subject how likely they would be to doze off or fall asleep in different situations. Responses range from 0 = would never doze to 3 = high chance of dozing ([Appendix 6](#)). Subjects will be asked to complete the ESS with regard to the level of sleepiness they experienced over the past 7 days at the Baseline and Week 1, 4, 8, and 12 visits (or Early Termination). It provides a measure of a person’s general level of daytime sleepiness, or their average sleep propensity in daily life. The ESS is a validated measure with high specificity and sensitivity for assessing subjective sleepiness in narcolepsy ([Johns 1991, 2000, Broderick et al. 2013](#)).

#### 6.12.3 Clinician Global Impression of Severity (CGIs)

The CGIs is a 7-point Likert-type rating scale and a widely used assessment in clinical psychopharmacology trials to assess severity of illness ([Appendix 13](#)). The responses of this investigator-completed scale range from 1 = normal, no signs of illness to 7 = among the most extremely ill patients. The Investigator will rate his/her impression of the severity of the subject’s current condition at Baseline relative to his/her experience with this patient population.

#### 6.12.4 Clinician Global Impression of Change (CGIc)

The CGIc is a 7-point Likert-type rating scale and a widely used assessment to assess efficacy in clinical drug trials. Investigators will rate their impression of any change in the subject’s condition from baseline (before the subject started treatment) on a 7-point scale ranging from 1 = very much improved to 7 = very much worse at the Week 1, 4, 8, and 12 visits (or Early Termination) ([Appendix 14](#)).

#### 6.12.5 Patient Global Impression of Change (PGIc)

The PGIc is a 7-point Likert-type rating scale and a widely used measure to assess efficacy in clinical drug trials. Subjects will rate the change in their condition since they started



treatment on a 7-point scale ranging from 1 = very much improved to 7 = very much worse at the Week 1, 4, 8, and 12 visits (or Early Termination) ([Appendix 15](#)).

#### 6.12.6 Functional Outcomes of Sleep Questionnaire Short Version (FOSQ-10)

The FOSQ is a 30-item disease specific quality of life questionnaire to determine functional status in adults; measures are designed to assess the impact of disorders of excessive sleepiness on multiple activities of everyday living and the extent to which these activities are improved by effective treatment ([Weaver et al. 1997](#)). The FOSQ-10 is a short version of the original 30-item FOSQ that has been shown to perform similarly to the longer version ([Chasens et al. 2009](#)). The FOSQ-10 has been shown to exhibit high internal consistency, and effect sizes and pre- and post-treatment differences that are highly correlated with the longer version ([Chasens et al. 2009](#)). Subjects will complete the FOSQ-10 at the Baseline and Week 1, 4, 8, and 12 visits (or Early Termination) ([Appendix 7](#)).

#### 6.12.7 36-Item Short Form Health Survey Version 2 (SF-36v2)

The SF-36v2 is a multi-purpose, short-form health survey with 36 questions. It yields an 8-scale profile of functional health and well-being scores as well as psychometrically-based physical and mental health summary measures and a preference-based health utility index ([Hays & Stewart 1992](#), [Ware & Sherbourne 1992](#)). Subjects will complete the SF-36v2 at the Baseline and Week 4, 8, and 12 visits (or Early Termination) ([Appendix 8](#)).

#### 6.12.8 EuroQoL EQ-5D-5L

The EQ-5D-5L is a standardized instrument for use as a measure of health outcome that includes a descriptive system consisting of 5 dimensions (mobility, self-care, usual activities, pain/discomfort, and anxiety/depression) and an EQ visual analogue scale (VAS) ([EuroQol Group, 2013](#)). It is applicable to a wide range of health conditions and treatments, it provides a simple descriptive profile and a single index value for health status. The EQ-5D-5L includes five levels of severity for each of the 5 dimensions of the descriptive system and was developed to improve the instrument's reliability and sensitivity and to reduce ceiling effects. Subjects will complete the EQ-5D-5L at the Baseline and Week 1, 4, 8, and 12 visits (or Early Termination) ([Appendix 9](#)).

#### 6.12.9 Work Productivity and Activity Impairment Questionnaire: Specific Health Problem V2.0 (WPAI:SHP)

The WPAI:SHP questionnaire is a 6-item self-administered questionnaire that measures work time missed and work and activity impairment because of a specified health problem during the past 7 days. The WPAI:SHP will be used with "narcolepsy" as the specified health problem. The validity of the WPAI has been established in a number of diseases ([Reilly et al. 1993](#)). Subjects will complete the WPAI:SHP at the Baseline and Week 1, 4, 8, and 12 visits (or Early Termination) ([Appendix 11](#)).

---

### 6.12.10 Cataplexy Diary

Subjects who experience cataplexy will complete a daily cataplexy frequency diary ([Appendix 3](#)) to record the occurrence and number of cataplexy attacks that they had each day beginning after discontinuation of narcolepsy medication and throughout the 12-week Treatment Phase of the study. The study staff will review the diary at each study visit and discuss it with the subject at each phone contact.

## 6.13 Pharmacokinetic Assessments

### 6.13.1 Blood Samples

Four blood samples will be collected from each subject for PK evaluations. One sample will be collected at Week 1 and two samples will be collected at Week 8 (one sample at the beginning of the visit and one sample at the end of the visit before the subject leaves the clinic) within 1-8 hours after dosing to characterize the absorption phase of the PK curve. One sample will be collected at Week 4 within 8-12 hours after dosing on the day that subjects check in for the overnight PSG to characterize the trough of the PK curve. PK samples should be taken within the time windows indicated. The actual time of blood collection for all samples and the exact time that the subject dosed on each morning that samples are collected will be recorded. To the extent possible, investigators should schedule the Week 8 clinic visit in the morning to facilitate characterization of the absorption phase of the PK curve.

### 6.13.2 Pharmacokinetic Parameters

Four blood samples will be collected from each subject for an assessment of population PK parameters using sparse sampling. These data may be pooled with PK data from other JZP-110 studies to establish a population PK model. This approach is expected to permit characterization of the JZP-110 PK profile, specifically in the narcolepsy patient population.

## 6.14 Adverse Event Reporting

### 6.14.1 Adverse Events (AEs)

An AE is any untoward medical occurrence associated with the use of a drug in humans, whether or not considered related to study drug or procedure.

Adverse events include, but are not limited to: (1) a worsening or change in nature, severity, or frequency of conditions present at the start of the study; (2) subject deterioration due to primary illness; (3) intercurrent illness; (4) drug interaction; and/or (5) abnormal clinically significant laboratory values.

- Symptoms of the underlying medical condition of narcolepsy are not considered as adverse events unless there is an exacerbation of the symptoms from baseline.
- During the study, clinically significant adverse changes in ECGs, routine laboratory tests, and physical examinations are considered AEs. Any subject complaint associated with such an abnormal finding will also be reported as an AE.

JZP-110  
Clinical Trial Protocol: 14-002 Amendment 3

Jazz Pharmaceuticals

All AEs, whether observed by the investigator, reported by the subject, determined from laboratory findings, or other means, will be recorded on the AE CRF, with each individual AE to be listed as a separate entry on the AE CRF.

Subjects should be questioned in a general way, without asking about the occurrence of any specific symptom. The investigator should attempt to establish a diagnosis of the event based on signs, symptoms, and/or other clinical information. In such cases, the diagnosis, not the individual signs/symptoms, should be documented as the AE.

Following questioning and evaluation, all AEs, whether believed by the investigator to be related or unrelated to the study drug or procedure, must be documented in the subject's medical records, in accordance with the investigator's normal clinical practice, and on the AE CRF. Each AE is to be evaluated for duration, severity, seriousness, and causal relationship to the study drug or procedure.

#### 6.14.1.1 Severity Assessment

Adverse events will be classified by the investigator as mild, moderate, or severe as defined below. When the severity of the AE changes over time, the change in severity will be recorded on the AE CRF as a new AE, and the original AE will stop when the new AE starts.

Mild	Symptom(s) barely noticeable to subject or does not make subject uncomfortable; does not influence performance or functioning; prescription drug not ordinarily needed for relief of symptom(s) but may be given.
Moderate	Symptom(s) of a sufficient severity to make subject uncomfortable; performance of daily activities is influenced; treatment for symptom(s) may be needed.
Severe	Symptom(s) causes severe discomfort; symptom(s) incapacitate or significantly affect subject's daily life; treatment for symptom(s) may be given and/or subject hospitalized.

#### 6.14.1.2 Serious Adverse Events and Seriousness Assessment

An SAE is an AE that fulfills any of the following criteria, as per Title 21 CFR 312.32 and ICH E2A.II.B. Events meeting the following seriousness criteria must be reported to Jazz Pharmaceuticals or its designee using the SAE Report form within 24 hours of the site being notified of the event. The event must also be entered on the AE CRF.

- Is fatal (results in death)
- Is life-threatening (Note: the term "life-threatening" refers to an event in which the subject was at immediate risk of death at the time of the event; it does not refer to an event that could hypothetically have caused death had it been more severe)
- Requires inpatient hospitalization or prolongs existing hospitalization
- Results in persistent or significant incapacity or disability, defined as substantial disruption of the ability to conduct normal life functions
- Is a congenital anomaly/birth defect

JZP-110  
Clinical Trial Protocol: 14-002 Amendment 3

Jazz Pharmaceuticals

- 
- Is medically significant or requires intervention to prevent one of the outcomes listed above
    - Important medical events that may not result in death, be life-threatening, or require hospitalization may be considered an SAE when, based on appropriate medical judgment, they may jeopardize the subject and may require medical or surgical intervention to prevent one of the outcomes listed above in the definition of an SAE.
    - Examples of such medical events include allergic bronchospasm requiring intensive treatment in an emergency room or at home, blood dyscrasias or convulsions that do not result in inpatient hospitalization, and the development of drug dependency or drug abuse.
  - Suspected transmission of an infectious agent via a medicinal product [for EU sites only; EMA Guideline on Good Pharmacovigilance Practices (GVP) Module VI]

Hospitalization is NOT considered an SAE if:

- It is planned prior to subject entering trial
- It is for social reasons and respite care in the absence of any deterioration in the subject's general condition
- It is elective in nature and not related to worsening of an underlying condition

Complications that occur during hospitalizations are AEs. If a complication prolongs the hospitalization, it is an SAE.

“In-patient hospitalization” means the subject has been formally admitted to a hospital for medical reasons, for any length of time. Emergency room care without admission to a hospital is considered outpatient care.

Overdose, medication errors, and drug misuse of the study drug are SAEs only if any of the seriousness criteria are met. Details of signs and symptoms, clinical management, and outcome should be reported.

#### 6.14.1.3 Causal Relationship to Study Drug or Procedure

The investigator's assessment of an AE's relationship to study drug or procedure is required. The relationship or association of the study drug or procedure in causing or contributing to the AE will be characterized using the following classification and criteria:

Related or Suspected to be Related to Study Drug or Procedure	<p>Some temporal relationship exists between the event and the administration of the study drug or procedure and the event is unlikely to be explained by the subject's medical condition, other therapies, or accident.</p> <p>The AE follows a reasonable temporal sequence from administration of the study drug or procedure and at least one of the following instances of clinical evidence:</p> <ul style="list-style-type: none"> <li>• Follows a known or suspected response pattern to the study drug or procedure.</li> <li>• Is confirmed by improvement upon stopping the study drug or procedure or decreasing the dose (dechallenge).</li> <li>• Reappears upon repeated exposure (rechallenge) if medically appropriate.</li> </ul> <p>There is a reasonable possibility that the study drug or procedure caused the event—i.e., there is evidence to suggest a causal relationship. In such case, the AE is considered an <i>adverse reaction</i> (AR). A <i>suspected</i> AR has a lesser degree of certainty about causality than an AR.</p>
Not Related to Study Drug or Procedure	<p>Event can be readily explained by other factors such as the subject's underlying medical conditions, concomitant therapy, or accident; or there is no temporal relationship between study drug or procedure and the event.</p> <p>A reasonable possibility or clinical evidence that the study drug or procedure caused the event is lacking.</p>

#### 6.14.1.4 Other Immediately Reportable Experiences

The following immediately reportable experiences may occur during participation in this clinical trial and must be entered on the AE CRF and SAE Report form and reported within 24 hours of first knowledge of the event by study personnel to the appropriate Jazz Pharmaceuticals contact or designee:

- Alanine aminotransferase (ALT) or aspartate aminotransferase (AST) with a 3-fold or greater elevation above the upper limit of normal (ULN) in addition to an elevation of serum total bilirubin greater than two times the ULN, with no other identifiable etiology
- Liver enzyme (AST, ALT) value greater than or equal to 5 times the ULN

As with other SAEs ([Section 6.14.1.2](#)), immediately reportable experiences must be reported on the SAE Report form, which should be completed as thoroughly as possible and signed by the investigator or his/her designee before transmittal to the contact provided on the form. The investigator must provide his/her assessment of causality to study drug or procedure at the time of the initial report. Where the investigator does not provide causality assessment of the SAE at the time of the initial report, the event by default will be presumed "Related." If

JZP-110  
Clinical Trial Protocol: 14-002 Amendment 3

Jazz Pharmaceuticals

---

the investigator's assessment of causality changes, then a follow-up SAE form must be submitted.

The source document to determine expectedness of an SAE, is the JZP-110 Investigator's Brochure.

#### 6.14.1.5 Adverse Events Recording and Reporting

The investigator must report to Jazz Pharmaceuticals or its designee all AEs that occur during the study from the time written informed consent is obtained until the final study visit or early termination, regardless of their relationship to study drug or procedure.

#### 6.14.1.6 Follow-up of Adverse Events and Serious Adverse Events

Adverse events assessed as not related to study drug or procedure, including clinically significant laboratory tests, ECGs, or physical examination findings, must be followed until the event resolves, the condition stabilizes, the event is otherwise explained, or the final study visit occurs, whichever comes first. AEs and SAEs assessed as related to study drug or procedure will be followed for as long as necessary to adequately evaluate the subject's safety, or until the event stabilizes, or the subject is lost to follow up. If resolved, a resolution date should be provided, and for SAEs, a follow-up SAE Report form must be submitted indicating the resolution date. The investigator is responsible for ensuring that follow-up includes any supplemental investigations indicated to elucidate the nature and/or causality of the AE. This may include additional clinical laboratory testing or investigations, examinations, histopathological examinations, or consultation with other health care professionals as is practical.

#### 6.14.2 Post-Study Reporting Requirements

If an investigator becomes aware of an SAE within 30 days after the last dose of study medication, the event must be documented and reported as described in [Section 6.14.1.2](#).

Any AE or SAE assessed as related to study drug or procedure by the investigator must be reported regardless of time after study termination.

#### 6.14.3 Pregnancy

If a subject or a male subject's partner becomes pregnant any time after the first dose of study drug is taken until 30 days after the last dose of study drug is taken, the pregnancy form should be used to report the pregnancy to Jazz Pharmaceuticals or its designee. Pregnancy of a subject or a male subject's partner is an immediately reportable event and should be reported within 24 hours of first knowledge of the event by study personnel to the appropriate Jazz Pharmaceuticals contact or designee. The pregnancy of a subject or a male subject's partner will be followed until the outcome of the pregnancy is known, and in the case of a live birth, for 6 months following the birth of the child. The infant follow-up form should be used to report information regarding the status of the infant.

---

#### 6.14.4 Emergency Unblinding

A subject's treatment assignment should only be unblinded when knowledge of the treatment is necessary for the immediate medical management of the subject or to ensure subject safety in the trial. In the case of an immediate medical emergency, an Investigator or his/her designee will be able to unblind a subject at any time via the IVRS. Every attempt should be made to contact Jazz Pharmaceuticals or its designee before unblinding a subject as long as this does not compromise the safety of the subject. If a request for unblinding is received from an Investigator, the Medical Director/Medical Monitor will discuss with the Investigator the rationale for the request. If the treatment assignment is unblinded, then any broken blinding code must be clearly justified and explained by a comment in the source documentation, along with the date on which the code was broken and the identity of the person authorizing the unblinding. In addition, the study biostatistician will document the occurrence of investigator-initiated unblinding in the section of "Documentation of Statistical Method" in the final study report. Subjects for whom the blind is broken will be withdrawn from the study.

If the request for unblinding is related to the occurrence of an SAE, all procedures for the reporting of an SAE must be followed ([Section 6.14](#)). The blinded SAE will be reviewed by Jazz Pharmaceuticals Drug Safety to assess the expectedness and relationship to the study drugs and to assess whether there is a potential safety concern for the individual subject or the other subjects in the study.

#### 6.15 Removal of Subjects from the Trial or Study Drug

All subjects are free to withdraw from participation in this study at any time, for any reason, and without prejudice. The investigator must withdraw any subject from the study if the subject states that he/she wants to stop participating in the study.

The investigator, Jazz Pharmaceuticals or its designee may remove a subject from the study at any time and for any reason.

If any of the following criteria are met during the study, study drug administration must be stopped and the subject discontinued from the study:

- Suicide risk reported or assessed by C-SSRS
- 3-fold or greater elevation above the upper limit of normal (ULN) of alanine aminotransferase (ALT) or aspartate aminotransferase (AST) accompanied by an elevation of serum total bilirubin greater than two times the ULN
- Liver enzyme (AST, ALT) value greater than or equal to 5 times the ULN
- Creatinine  $\geq 2$  mg/dL
- Positive urine drug screen
- Positive pregnancy test
- Subject demonstrates a QTc value above 500 msec (determinations should be based on at least two ECG recordings performed in close temporal proximity)
- Subject experiences a serious adverse event that is considered related to study drug or procedure



For all subjects who prematurely discontinue, an attempt should be made to perform all early termination assessments (same assessments as those performed at the final study visit). Subjects should be asked to return 2 weeks later for a safety follow-up visit.

The specific reason for the discontinuation should be carefully documented on the termination CRF. If a subject withdraws informed consent, the specific reason for withdrawing the informed consent should be stated.

Adverse events resulting in termination will be followed to the satisfactory resolution and determination of outcome as ascertained by the investigator (and/or Jazz Pharmaceuticals or its designee). The data will be recorded on the CRF.

### 6.15.1 Handling of Early Terminations

If a subject terminates early from the study, either at his or her request or at the investigator's discretion, the investigator will record the reason(s) for early termination on the relevant CRF page and notify Jazz Pharmaceuticals immediately. All subjects who terminate from the study early should undergo final study visit assessments indicated in [Section 7.9](#).

It is vital to obtain follow-up data on any subject who terminated because of an AE, abnormal laboratory test, or ECG finding. In any case, every effort must be made to undertake safety follow-up procedures.

### 6.15.2 Jazz Pharmaceuticals' Termination of Study

Jazz Pharmaceuticals reserves the right to discontinue the study at any time for clinical or administrative reasons.

Such a termination must be implemented by the investigator, if instructed to do so by Jazz Pharmaceuticals in a time frame that is compatible with the subject's well-being.

## 6.16 Appropriateness of Measurements

The MWT is a validated objective measure of the ability to stay awake for a defined period of time and is particularly useful for determining efficacy of treatment ([Doghramji et al. 1997](#), [Mitler et al. 1982](#)). The ESS is a validated measure with high specificity and sensitivity for assessing subjective sleepiness in narcolepsy ([Johns 1991, 2000](#); [Broderick et al. 2013](#)). Additionally, the CGIc, PCIC, SF-36v2, FOSQ-10, EQ-5D-5L and the WPAI:SHP have been used extensively in clinical trials to assess efficacy and quality of life.

Sparse samples (4 samples per subject) are being drawn at various time points following drug administration to use a population approach to characterize the PK profile of JZP-110 in the narcolepsy patient population.

The use of vital signs including 24-hour ambulatory blood pressure monitoring, clinical laboratory tests, standard AE reporting, and the questionnaires that have been selected to assess the safety of the study drug are appropriate since they are routinely used to assess the safety profile of drugs in clinical studies and pertinent to known risks of JZP-110. The



C-SSRS is able to determine clinically meaningful points at which a person may be at risk for an impending suicide attempt (Posner et al. 2011).

## 7 STUDY ACTIVITIES

Visit windows and approximate times for assessments are provided below and in [Appendix 1](#) and [Appendix 2](#). In the case that an efficacy assessment is missed, not conducted within the specified time window, failed, or conducted incorrectly, the investigator may conduct the assessment outside of the specified time window or repeat the assessment only with prior permission from Jazz Pharmaceuticals. Scheduled safety assessments should always be conducted, even if outside of the specified time windows, and the time of their conduct should be recorded. Sites should complete informed consent procedures and collect a signed ICF from the subject prior to the conduct of any study procedures ([Section 6.1](#)).

### 7.1 Screening Clinic Visit(s)

#### 7.1.1 Screening Visit 1, Days -31 to -3

Subjects may be screened over a maximum period of 29 days.

- Review the inclusion ([Section 4.2](#)) and exclusion ([Section 4.3](#)) criteria.
- Obtain demographics ([Section 6.2](#)) and a medical history, including past (prior to any narcolepsy treatment) and current symptoms of narcolepsy ([Section 6.3](#)).
- Record all prior and concomitant medications, including OTC medications, health, and dietary supplements taken during the 30 days before Screening; also record any medications used for the treatment of narcolepsy since diagnosis ([Sections 4.3 and 5.7](#)).
- Perform a physical examination including a full examination of body systems (excluding a full genitourinary exam) and a brief neurological examination. Record height and weight in ordinary indoor clothes (without shoes) ([Section 6.4](#)).
- Obtain vital signs (systolic and diastolic blood pressure, pulse and respiratory rate, and body temperature) including at least two sets of blood pressure and pulse rate measurements in the seated position, as described in [Section 6.5](#).
- Obtain a 12-lead ECG after the subject has been resting supine for at least 5 minutes ([Section 6.7](#)).
- Administer the Columbia-Suicide Severity Rating Scale (C-SSRS) Baseline/Screening version ([Section 6.9](#)) and record results.
- Complete clinical laboratory tests ([Section 6.10](#) and [Table 1](#)).
  - Obtain fasting blood samples for serum chemistry and hematology tests including a serum pregnancy test for all females of childbearing potential ([Table 1](#) see footnote for definitions of childbearing potential).
  - Obtain a urine sample for urinalysis and urine drug screens.
- Provide a light breakfast after blood samples are collected.

- 
- After screening procedures have been completed and eligibility criteria have been confirmed, provide eligible subjects with instructions on how to discontinue any excluded medications. (See [Section 4.3](#)).
  - Dispense Cataplexy Diary and instruct on use (for subjects who have cataplexy; diaries should be completed for at least 7 days prior to the Baseline visit).
  - Dispense the 24 hour ambulatory blood pressure monitoring equipment after demonstrating how it should be used. Provide instructions for use, guidance for when and how the subject should record 24 hour ambulatory blood pressure following medication washout, and instructions for returning the equipment.
  - Schedule a Baseline visit after the Investigator has thoroughly reviewed results of all screening procedures and has confirmed all eligibility criteria.

### 7.1.2 Rescreening

Subjects may be allowed to rescreen if the rescreening is approved by the Medical Monitor.

Subjects who are approved for rescreening must be re-consented and must repeat all screening procedures in [Section 7.1.1](#). For subjects who are being rescreened, a repeat PSG and MWT are not required at Visit 2 if the results of the previous PSG and MWT meet the current inclusion/exclusion criteria and there have been no changes to medical history or concomitant medications that would likely affect the MWT results.

## 7.2 Baseline Clinic Visit

### Visit 2, Days -2 and -1

After a subject has successfully completed the screening procedures he or she will return to the investigative site for an overnight stay to complete his or her baseline procedures. If the subject is being rescreened and does not require a repeat PSG and MWT, perform all other Visit 2 procedures listed below (with the exception of the repeated vital signs during the MWT conduct and the provision of meals) during a single visit on one day. If a subject is being rescreened and does require a repeat PSG and MWT, perform all procedures for Visit 2 as listed below.

On admission to the investigative site in the evening (Day -2), complete the following:

- Obtain weight in ordinary indoor clothes (without shoes).
- Obtain a urine sample for a pregnancy test for all females of childbearing potential (see footnote of [Table 1](#) for definitions of childbearing potential).
- Obtain a urine sample for a urine drug screen ([Section 6.10.2.1](#) and [Table 1](#)).
- Obtain vital signs (systolic and diastolic blood pressure, pulse and respiratory rate, and oral temperature) including at least two sets of blood pressure and pulse rate measurements in the seated position, as described in [Section 6.5](#).
- Administer the C-SSRS Since Last Visit version and record the results ([Section 6.9](#)).
- If the Baseline visit occurs outside of the screening window (i.e., >29 days after the Screening Visit), obtain blood samples for serum chemistry, hematology tests and a

---

urine sample for urinalysis ([Section 6.10.2.1](#) and [Table 1](#)). Record if samples were collected with the subject fasted or nonfasted.

- For subjects with cataplexy, review Cataplexy Diary and review instructions for continued use ([Section 6.12.10](#)).
- Record the date(s) that narcolepsy medications were discontinued ([Sections 4.3](#) and [5.7](#)) and any other changes to concomitant medications since screening on the concomitant medication CRF.
- Assess if there are any updates to the subject's medical history ([Section 6.3](#)).
- Prepare subject for the overnight PSG.
- At "lights out" initiate the overnight PSG ([Section 6.8](#)).

On the morning of the following day (Day -1), complete the following procedures. The time for these procedures should occur relative to "lights on" (see [Appendix 2](#) for an example schedule).

- "Lights on" (waking).
- Approximately 30 minutes after "lights on," obtain vital signs (systolic and diastolic blood pressure, pulse and respiratory rate, and body temperature), including at least two sets of blood pressure and pulse rate measurements in the seated position, as described in [Section 6.5](#).
- Approximately 1.5 hours after "lights on," subjects should be served a light breakfast. Breakfast should be completed within 15 to 20 minutes ([Section 5.8.2](#)).
- Approximately 1 hour and 50 minutes after "lights on," obtain at least two sets of blood pressure and pulse rate measurements in the seated position, as described in [Section 6.5](#).
- Approximately 2 hours after "lights on," initiate the first trial of the MWT ([Section 6.12.1](#)).
- Approximately 2 hours and 50 minutes after "lights on," obtain at least two sets of blood pressure and pulse rate measurements in the seated position, as described in [Section 6.5](#).
- Approximately 3 hours after "lights on," obtain a 12-lead ECG after the subject has been resting supine for at least 5 minutes ([Section 6.7](#)).
- Administer the following questionnaires to the subject in the order specified below:
  - ESS ([Section 6.12.2](#))
  - FOSQ-10 ([Section 6.12.6](#))
  - SF-36v2 ([Section 6.12.7](#))
  - EQ-5D-5L ([Section 6.12.8](#))
  - WPAI:SHP questionnaire ([Section 6.12.9](#))
- Complete the CGIs ([Section 6.12.3](#)).
- Approximately 4 hours after "lights on," initiate the second trial of the MWT.
- Subjects should be served a light lunch immediately after the second or third trial of the MWT.

- 
- Approximately 5 hours after “lights on,” obtain at least two sets of blood pressure and pulse rate measurements in the seated position, as described in [Section 6.5](#).
  - Approximately 6 hours after “lights on,” initiate the third trial of the MWT.
  - Approximately 7 hours after “lights on,” obtain at least two sets of blood pressure and pulse rate measurements in the seated position, as described in [Section 6.5](#).
  - Approximately 8 hours after “lights on,” initiate the fourth trial of the MWT.
  - Approximately 9 hours after “lights on,” obtain at least two sets of blood pressure and pulse rate measurements in the seated position, as described in [Section 6.5](#).
  - Approximately 10 hours after “lights on,” initiate the fifth trial of the MWT.
  - Approximately 11 hours after “lights on,” obtain at least two sets of blood pressure and pulse rate measurements in the seated position, as described in [Section 6.5](#).
  - Record all AEs on the AE CRF that occurred after the ICF was signed ([Section 6.14](#)).
  - Record all concomitant medications on the concomitant medications CRF that were taken after the ICF was signed ([Section 5.7](#)).
  - Review the inclusion ([Section 4.2](#)) and exclusion ([Section 4.3](#)) criteria, including MWT and ESS results and medical history to determine the subject’s eligibility to continue participating in the study.
  - Randomize to study treatment (Access IVRS/IWRS).
  - Dispense study drug and instruct subject on the daily dose administration to begin on the following morning (Day 1) ([Section 6.11](#)).
  - Schedule the subject to return to the site for Visit 3 at the end of Week 1 of dosing.

### 7.3 End of Week 1 Clinic Visit

#### Visit 3, Day 7 (-1 and +2 days)

- Obtain weight in ordinary indoor clothes (without shoes).
- Obtain a urine sample for a urine drug screen ([Section 6.10.2.1](#) and [Table 1](#)).
- Obtain vital signs (systolic and diastolic blood pressure, pulse and respiratory rate, and body temperature), including at least two sets of blood pressure and pulse rate measurements in the seated position, as described in [Section 6.5](#).
- Administer the C-SSRS Since Last Visit version and record the results ([Section 6.9](#)).
- Obtain a single PK sample (1-8 hours postdose), record the exact time of collection, and record the exact time that the subject dosed that morning ([Section 6.13](#)).
- Collect study drug and assess compliance ([Section 5.9](#)).
- For subjects with cataplexy, review Cataplexy Diary and review instructions for continued use ([Section 6.12.10](#)).
- Obtain a 12-lead ECG after the subject has been resting supine for at least 5 minutes ([Section 6.7](#)).
- Administer the following questionnaires to the subject in the order specified below:
  - ESS ([Section 6.12.2](#))

- 
- PGIc ([Section 6.12.5](#))
  - FOSQ-10 ([Section 6.12.6](#))
  - EQ-5D-5L ([Section 6.12.8](#))
  - WPAI:SHP questionnaire ([Section 6.12.9](#))
  - Record all AEs on the AE CRF that occurred since the last visit or phone contact ([Section 6.14](#)).
  - Record all concomitant medications on the concomitant medications CRF that were taken after the last visit or phone contact ([Section 5.7](#)).
  - Complete the CGIc ([Section 6.12.4](#)).
  - Dispense study drug and instruct subject on the daily dose administration to begin on the following morning ([Section 6.11](#)).
  - Schedule the next Phone Contact times and return clinic visit.

## 7.4 End of Week 4 Clinic Visit

### Visit 6, Days 27&28 ( $\pm 3$ days)

On admission to the investigative site in the evening on Day 27 ( $\pm 3$ ), complete the following:

- Obtain weight in ordinary indoor clothes (without shoes).
- Obtain a urine sample for a urine drug screen ([Section 6.10.2.1](#) and [Table 1](#)).
- Obtain vital signs (systolic and diastolic blood pressure, pulse and respiratory rate, and body temperature), including at least two sets of blood pressure and pulse rate measurements in the seated position, as described in [Section 6.5](#).
- Administer the C-SSRS Since Last Visit version and record the results ([Section 6.9](#)).
- Obtain a single PK sample (8-12 hours postdose), record the exact time of collection, and record the exact time that the subject dosed that morning ([Section 6.13](#)).
- Collect study drug and assess compliance ([Section 5.9](#)).
- For subjects with cataplexy, review Cataplexy Diary and review instructions for continued use ([Section 6.12.10](#)).
- Prepare the subject for the PSG.
- “Lights out” and initiate the overnight PSG ([Section 6.8](#)).

On the morning of the following day, complete the following procedures. The time for these procedures should occur relative to dosing (see [Appendix 2](#) for an example schedule).

- “Lights on” (waking) should occur approximately 1 hour before dosing.
- Approximately 30 minutes before dosing, obtain vital signs (systolic and diastolic blood pressure, pulse and respiratory rate, and body temperature), including at least two sets of blood pressure and pulse rate measurements in the seated position, as described in [Section 6.5](#).
- Administer study drug to the subject (dosing) on an empty stomach at least 1 hour after waking ([Section 5.8.2](#)).

- 
- Approximately 30 minutes after dosing, subjects should be served a light breakfast. Breakfast should be completed within 15 to 20 minutes ([Section 5.8.2](#)).
  - Approximately 50 minutes after dosing, obtain at least two sets of blood pressure and pulse rate measurements in the seated position, as described in [Section 6.5](#).
  - Approximately 1 hour after dosing, initiate the first trial of the MWT ([Section 6.12.1](#) and [Appendix 2](#)).
  - Approximately 1 hour and 50 minutes after dosing, obtain at least two sets of blood pressure and pulse rate measurements in the seated position, as described in [Section 6.5](#).
  - Approximately 2 hours after dosing, obtain a 12-lead ECG after the subject has been resting supine for at least 5 minutes ([Section 6.7](#)).
  - Administer the following questionnaires to the subject in the order specified below:
    - ESS ([Section 6.12.2](#))
    - PGIC ([Section 6.12.5](#))
    - FOSQ-10 ([Section 6.12.6](#))
    - SF-36v2 ([Section 6.12.7](#))
    - EQ-5D-5L ([Section 6.12.8](#))
    - WPAI:SHP questionnaire ([Section 6.12.9](#))
  - Approximately 3 hours after dosing, initiate the second trial of the MWT.
  - Subjects should be served a light lunch immediately after the second or third trial of the MWT.
  - Approximately 4 hours after dosing, obtain at least two sets of blood pressure and pulse rate measurements in the seated position, as described in [Section 6.5](#).
  - Approximately 5 hours after dosing, initiate the third trial of the MWT.
  - Approximately 6 hours after dosing, obtain at least two sets of blood pressure and pulse rate measurements in the seated position, as described in [Section 6.5](#).
  - Approximately 7 hours after dosing, initiate the fourth trial of the MWT.
  - Approximately 8 hours after dosing, obtain at least two sets of blood pressure and pulse rate measurements in the seated position, as described in [Section 6.5](#).
  - Approximately 9 hours after dosing, initiate the fifth trial of the MWT.
  - Approximately 10 hours after dosing, obtain at least two sets of blood pressure and pulse rate measurements in the seated position, as described in [Section 6.5](#).
  - Record all AEs on the AE CRF that occurred since the last visit or phone contact ([Section 6.14](#)).
  - Record all concomitant medications on the concomitant medications CRF that were taken after the last visit or phone contact ([Section 5.7](#)).
  - Complete the CGIc ([Section 6.12.4](#)).
  - Dispense study drug and instruct subject on the daily dose administration to begin on the following morning ([Section 6.11](#)).

- Schedule the next Phone Contact times and return clinic visit. To the extent possible, the Week 8 clinic visit should be scheduled in the morning to facilitate characterization of the absorption phase of the PK curve.

## 7.5 Phone Contact at the end of Weeks 2, 3, 5, 6, 7, 9, 10 and 11

Visits	4	5	7	8	9	11	12	13
Days	14±3	21±3	35±3	42±3	49±3	63±3	70±3	77±3
Weeks	2	3	5	6	7	9	10	11

- Record all AEs on the AE CRF that occurred since the last visit or phone contact ([Section 6.14](#)).
- Record all concomitant medications on the concomitant medications CRF that were taken after the last visit or phone contact ([Section 5.7](#)).
- For subjects with cataplexy, review the Cataplexy Diary with the subject, and remind the subject to complete the Cataplexy Diary at the end of each day ([Section 6.12.10](#)).
- Remind subject of next Phone Contact time or return clinic visit.

## 7.6 End of Week 8 Clinic Visit

### Visit 10, Day 56 ±3 days

- Obtain weight in ordinary indoor clothes (without shoes).
- Obtain a urine sample for a urine drug screen ([Section 6.10.2.1](#) and [Table 1](#)).
- Obtain vital signs (systolic and diastolic blood pressure, pulse and respiratory rate, and body temperature), including at least two sets of blood pressure and pulse rate measurements in the seated position, as described in [Section 6.5](#).
- Obtain a 12-lead ECG after the subject has been resting supine for at least 5 minutes ([Section 6.7](#)).
- Obtain two PK samples within 1-8 hours postdose (one sample at beginning of visit and one sample at the end of the visit before the subject leaves the clinic), record the exact time of collection, and record the exact time that subject dosed that morning ([Section 6.13](#)).
- Collect study drug and assess compliance.
- For subjects with cataplexy, review Cataplexy Diary and review instructions for continued use ([Section 6.12.10](#)).
- Administer the following questionnaires to the subject in the order specified below:
  - ESS ([Section 6.12.2](#))
  - PGIC ([Section 6.12.5](#))



- 
- FOSQ-10 ([Section 6.12.6](#))
  - SF-36v2 ([Section 6.12.7](#))
  - EQ-5D-5L ([Section 6.12.8](#))
  - WPAI:SHP questionnaire ([Section 6.12.9](#))
  - Administer the C-SSRS Since Last Visit version and record the results ([Section 6.9](#))
  - Record all AEs on the AE CRF that occurred since the last visit or phone contact ([Section 6.14](#)).
  - Record all concomitant medications on the concomitant medications CRF that were taken after the last visit or phone contact ([Section 5.7](#)).
  - Complete the CGIc ([Section 6.12.4](#)).
  - Dispense study drug and instruct subject on the daily dose administration to begin on the following morning (see [Section 6.11](#)).
  - Dispense the 24-hour ambulatory blood pressure monitoring equipment after demonstrating how it should be used. Provide instructions for use and for returning the equipment ([Section 6.6](#)).
  - Schedule the next Phone Contact times and return clinic visit.
  - Assess whether the subject is interested in participating in the Open-Label Safety Study (14-005). If the subject is interested, the Investigator should provide the subject with a copy of the 14-005 ICF for their review prior to the Final Week 12 visit in this study.

## 7.7 Final Clinic Visit Week 12

### Visit 14, Days 83 & 84 ( $\pm 3$ days)

On admission to the investigative site in the evening, complete the following:

- Obtain weight in ordinary indoor clothes (without shoes).
- Obtain a urine sample for a pregnancy test for all females of childbearing potential ([Section 6.10](#), [Table 1](#) footnote for definitions of childbearing potential).
- Obtain a urine sample for urinalysis and urine drug screens ([Section 6.10.2.1](#) and [Table 1](#)).
- Obtain vital signs (systolic and diastolic blood pressure, pulse and respiratory rate, and body temperature), including at least two sets of blood pressure and pulse rate measurements in the seated position, as described in [Section 6.5](#).
- Administer the C-SSRS Since Last Visit version and record the results ([Section 6.9](#)).
- Collect study drug and assess compliance ([Section 5.9](#)).
- For subjects with cataplexy, review the Cataplexy Diary ([Section 6.12.10](#)).
- Prepare the subject for the PSG.
- “Lights out” and initiate the overnight PSG ([Section 6.8](#)).

On the morning of the following day, complete the following procedures. The time for these procedures should occur relative to dosing ([Appendix 2](#) for an example schedule).



- 
- “Lights on” (waking) should occur approximately 1 hour before dosing.
  - Approximately 30 minutes before dosing, obtain vital signs (systolic and diastolic blood pressure, pulse and respiratory rate, and body temperature), including at least two sets of blood pressure and pulse rate measurements in the seated position, as described in [Section 6.5](#).
  - Obtain fasting blood samples for laboratory serum chemistry and hematology tests (see [Section 6.10.2.1](#) and [Table 1](#)).
  - Administer study drug to the subject (dosing) on an empty stomach at least 1 hour after waking ([Section 5.8.2](#)).
  - Approximately 30 minutes after dosing subjects should be served a light breakfast. Breakfast should be completed within 15 to 20 minutes ([Section 5.8.2](#)).
  - Approximately 50 minutes after dosing, obtain at least two sets of blood pressure and pulse rate measurements in the seated position, as described in [Section 6.5](#).
  - Approximately 1 hour after dosing, initiate the first trial of the MWT ([Section 6.12.1](#)).
  - Approximately 1 hour and 50 minutes after dosing, obtain at least two sets of blood pressure and pulse rate measurements in the seated position, as described in [Section 6.5](#).
  - Approximately 2 hours after dosing, obtain a 12-lead ECG after the subject has been resting supine for at least 5 minutes ([Section 6.7](#)).
  - Administer the following questionnaires to the subject in the order specified below:
    - ESS ([Section 6.12.2](#))
    - PGIC ([Section 6.12.5](#))
    - FOSQ-10 ([Section 6.12.6](#))
    - SF-36v2 ([Section 6.12.7](#))
    - EQ-5D-5L ([Section 6.12.8](#))
    - WPAI:SHP questionnaire ([Section 6.12.9](#))
  - Approximately 3 hours after dosing, initiate the second trial of the MWT.
  - Subjects should be served a light lunch immediately after the second or third trial of the MWT.
  - Approximately 4 hours after dosing, obtain at least two sets of blood pressure and pulse rate measurements in the seated position, as described in [Section 6.5](#).
  - Approximately 5 hours after dosing, initiate the third trial of the MWT.
  - Approximately 6 hours after dosing, obtain at least two sets of blood pressure and pulse rate measurements in the seated position, as described in [Section 6.5](#).
  - Approximately 7 hours after dosing, initiate the fourth trial of the MWT.
  - Approximately 8 hours after dosing, obtain at least two sets of blood pressure and pulse rate measurements in the seated position, as described in [Section 6.5](#).
  - Approximately 9 hours after dosing, initiate the fifth trial of the MWT.
  - Approximately 10 hours after dosing, obtain at least two sets of blood pressure and pulse rate measurements in the seated position, as described in [Section 6.5](#).

- 
- Record all AEs on the AE CRF that occurred since the last visit or phone contact ([Section 6.14](#)).
  - Record all concomitant medications on the concomitant medications CRF that were taken after the last visit or phone contact ([Section 5.7](#)).
  - Complete the CGIc ([Section 6.12.4](#)).
  - Perform a physical examination including a full examination of body systems (excluding a full genitourinary exam) and a brief neurological examination ([Section 6.4](#)).
  - If the subject is interested in enrolling in the Open-Label Safety Study, the Investigator should follow procedures for enrollment in Study 14-005. Subjects who enroll in Study 14-005 will not have a Safety Follow-up Visit in this study.
  - If the subject is not interested in participating in the Open-Label Safety Study, the Investigator should schedule the (Week 14) Safety Follow-up visit.

## 7.8 Follow-up Clinic Visit Week 14

### Visit 15, Day 98 (±3 days)

The Follow-up Period is not required for subjects who agreed to enter the Open-label Safety Study (14-005) at the Final Clinic Visit.

Obtain weight in ordinary indoor clothes (without shoes).

- Obtain vital signs (systolic and diastolic blood pressure, pulse and respiratory rate, and body temperature), including at least two sets of blood pressure and pulse rate measurements in the seated position, as described in [Section 6.5](#).
- Obtain a 12-lead ECG after the subject has been resting supine for at least 5 minutes ([Section 6.7](#)).
- Administer the C-SSRS Since Last Visit version and record the results ([Section 6.9](#)).
- Record all AEs on the AE CRF that occurred since the last visit or phone contact ([Section 6.14](#)).
- Record all concomitant medications on the concomitant medications CRF that were taken after the last visit or phone contact ([Section 5.7](#)).

Unless any safety issues are identified that require follow-up, the study will be considered completed and the subject will be discharged from the study. Subjects will be instructed to follow-up with their healthcare provider regarding the resumption of any medications that were discontinued prior to study participation.

A subject who did not agree to enter Study 14-005 at the Final Clinic Visit of this study may decide to enroll in Study 14-005 at any time prior to this Follow-up visit; however, that subject must first complete the Follow-up visit in this study before enrolling in Study 14-005. In that case, enrollment in Study 14-005 will occur concurrently with the Follow-up visit in this study.

---

## 7.9 Early Termination Clinic Visit

If a subject intends to withdraw and is willing and able to safely take additional study drug, schedule a clinic visit and complete all final visit assessments indicated at the Final Visit Week 12 ([Section 7.7](#)), except for assessing whether the subject is interested in participating in Study 14-005. Subjects who withdraw from this study are not eligible for Study 14-005.

If a subject withdraws and is unable or unwilling to take additional study drug, the following safety and final assessments should be conducted.

- Obtain weight in ordinary indoor clothes (without shoes).
- Obtain a urine sample for a pregnancy test for all females of childbearing potential ([Section 6.10](#), [Table 1](#) footnote for definitions of childbearing potential).
- Obtain a urine sample for urinalysis and urine drug screens ([Section 6.10.2.1](#) and [Table 1](#)).
- Obtain vital signs (systolic and diastolic blood pressure, pulse and respiratory rate, and body temperature), including at least two sets of blood pressure and pulse rate measurements in the seated position, as described in [Section 6.5](#).
- Obtain a 12-lead ECG after the subject has been resting supine for at least 5 minutes ([Section 6.7](#)).
- Obtain fasting blood samples for laboratory serum chemistry and hematology tests (see [Section 6.10.2.1](#) and [Table 1](#)).
- Provide a light breakfast after blood samples are collected.
- Administer the C-SSRS Since Last Visit version and record the results ([Section 6.9](#)).
- Collect study drug and assess compliance ([Section 5.9](#)).
- Review the Cataplexy Diary (if the patient has cataplexy) ([Section 6.12.10](#)).
- Record all AEs on the AE CRF that occurred since the last visit or phone contact ([Section 6.14](#)).
- Record all concomitant medications on the concomitant medications CRF that were taken after the last visit or phone contact ([Section 5.7](#)).
- Perform a physical examination including a full examination of body systems (excluding a full genitourinary exam) and a brief neurological examination ([Section 6.4](#)).
- Schedule a 2-week Follow-up visit if the subject is willing to continue with follow-up procedures ([Section 7.8](#)).

## 7.10 Discontinuations

If a subject is withdrawn before completing the study, the reason for withdrawal will be entered on the appropriate CRF. The specific reason for the withdrawal should be carefully documented on the CRF. For instance, rather than stating “withdrew informed consent”, the specific reason for withdrawing the informed consent should be stated. Whenever possible

JZP-110  
Clinical Trial Protocol: 14-002 Amendment 3

Jazz Pharmaceuticals

and reasonable, the evaluations that were to be conducted during the final study visit should be performed at the time of premature discontinuation as noted above.

It is vital to obtain follow-up data on any subject who terminated because of an AE, abnormal laboratory test, or ECG finding. In any case, every effort must be made to ensure safety follow-up procedures are completed.

## **8 QUALITY CONTROL AND ASSURANCE**

The study will be conducted according to GCP guidelines and according to national law. Quality Assurance audits may be performed at the discretion of Jazz Pharmaceuticals.

## **9 PLANNED STATISTICAL METHODS**

### **9.1 General Considerations**

All study data will be summarized by treatment using descriptive statistics. Categorical variables will be reported as frequency and percent (e.g., gender, race). Continuous variables will be reported as number of subjects, mean, standard deviation, median, minimum, and maximum (e.g., age, weight). All summaries, statistical analyses, and individual subject data listings described below will be completed using Version 9.3 or later of the SAS Statistical Analysis System (SAS Institute, Inc. Cary, NC).

### **9.2 Tests of Hypotheses and Significance Levels**

The primary objective of the study is to evaluate the efficacy of JZP-110 administered once daily for up to 12 weeks in doses of 75, 150, and 300 mg compared to placebo in the treatment of excessive sleepiness in adult subjects with narcolepsy. To address this objective, pairwise treatment difference between each of the 3 doses and placebo will be tested. The family-wise error rate will be controlled at a significance level of 0.05. To address the multiplicity issue due to the multiple efficacy endpoints and doses, a fixed hierarchical testing sequence will be employed ([Section 9.10](#)).

### **9.3 Determination of Sample Size**

Approximately 240 subjects are planned for enrollment. Approximately 60 subjects will be randomized to each treatment group. A sample size of 54 subjects per group will provide at least 80% power to detect a difference of 6 minutes in the mean sleep latency time as determined from the MWT (mean of the first four trials) and a difference of 4 points on the ESS changes from Baseline to Week 12 between each JZP-110 treatment group and placebo. This calculation assumes common standard deviations of 10 minutes for the MWT and 6 points for the ESS changes from Baseline and a two-sided significance level of 0.05 using a t-test. To account for dropouts without evaluable data, a sample size of 60 subjects per treatment group is planned.

---

## 9.4 Analysis Populations

The Safety Population will consist of all subjects who received at least one dose of study medication. This population will be analyzed for safety evaluation and will be presented in the tables and listings of safety data.

The Modified Intent-to-Treat (mITT) Population will include subjects who received at least one dose of study medication and have baseline and at least one post-baseline evaluation of MWT or ESS. This population will be evaluable for the co-primary endpoints. This population will also be analyzed for other efficacy endpoints. If a subject in the mITT Population does not have an assessment for a particular secondary efficacy endpoint, that subject will be excluded in the analysis of that endpoint.

The Per-Protocol population will include subjects who completed the trial according to protocol specifications without a major violation. The type of protocol violations that will result in exclusion from the Per-Protocol Population will be identified in the statistical analysis plan. This population will be identified before unblinding the study, and will only be used in a secondary analysis of the co-primary endpoints.

The PK Population will include subjects who have evaluable PK data for the population PK analysis.

## 9.5 Demographics and Baseline Characteristics

Demographics and baseline characteristics will be summarized for the Safety Population, the mITT Population, and the Per-Protocol Population. The summaries of data will include frequencies and percentages for categorical variables and mean, standard deviation, median, minimum, and maximum for continuous variables.

## 9.6 Handling of Dropouts and Missing Data

For the analysis of the co-primary efficacy parameter of MWT and ESS, the key secondary efficacy parameter of PGIC, and secondary efficacy parameter of CGIC, multiple imputation methods will be used to impute the missing data in order to assess the sensitivity of the results. These methods will be described in the statistical analysis plan.

The assumptions important to the validity of these imputation methods will be examined and discussed in the final study report where the sensitivity analysis is presented.

## 9.7 Pooling of Investigation Centers

Data from all investigational centers will be pooled for primary analyses. Data may also be pooled by region of country as appropriate for exploratory analyses.

---

## 9.8 Efficacy Endpoints

### 9.8.1 Co-primary Efficacy Endpoint

- MWT: Change in the mean sleep latency time (in minutes) as determined from the first four trials of a 40-minute MWT from Baseline to Week 12
- ESS: Change in ESS score from Baseline to Week 12

### 9.8.2 Key Secondary Efficacy Endpoint

- PGIC: Percentage of subjects reported as improved (minimally, much, or very much) at Week 12

### 9.8.3 Other Secondary Endpoints

- Time course of efficacy on the MWT: Change in sleep latency time (in minutes) on each of the 5 MWT trials
- CGIC: Percentage of subjects reported as improved (minimally, much, or very much) at Week 12
- MWT: Change in the mean sleep latency time (in minutes) as determined from the first four trials of a 40-minute MWT from Baseline to Week 4
- ESS: Change in ESS score from Baseline to Week 1, Week 4, and Week 8
- PGIC: Percentage of subjects reported as improved at Week 1, Week 4, and Week 8
- CGIC: Percentage of subjects reported as improved at Week 1, Week 4, and Week 8

### 9.8.4 Functional Outcomes and Quality of Life Endpoints

- FOSQ-10: Change in the total score from Baseline to Week 1, Week 4, Week 8, and Week 12
- SF-36v2: Change in the total score and change in the 8 subscales from Baseline to Week 4, Week 8, and Week 12
  - EQ-5D-5L: EQ-5D Dimensions:
    - Number and percentage of subjects in each of the 5 levels (e.g., no problem, slight problem, moderate problem, severe problem, unable) for each dimension (e.g., mobility, self-care) over time
    - Number and percentage of subjects reporting any problems (levels 2-5) for each dimension (e.g., mobility, self-care) over time
  - EQ VAS: Mean and SD or median with 25<sup>th</sup> and 75<sup>th</sup> percentiles for the VAS at Baseline, Week 1, Week 4, Week 8 and Week 12. Change in the mean VAS scores from Baseline to Week 1, Week 4, Week 8, and Week 12

- 
- EQ-5D-5L Index: Index value at Baseline to Week 1, Week 4, Week 8, and Week 12
  - WPAI:SHP: Percent work time missed due to problem over time, percent impairment while working due to problem over time, percent overall work impairment due to problem over time, and percent activity impairment due to problem over time

### 9.8.5 Exploratory Endpoints

- Number of Cataplexy Attacks: Change in the mean weekly number of cataplexy attacks in the subset of subjects who report the presence of cataplexy at randomization from Baseline to Week 1, Week 4, Week 8, and Week 12
- Change in PSG parameters including total sleep time (TST), Stages N1, N2, N3, wake after sleep onset (WASO), number of awakenings, AI, AHI, number of central apneas,  $S_aO_2$  nadir, and  $S_aO_2$  mean from Baseline to Week 4 and Week 12.

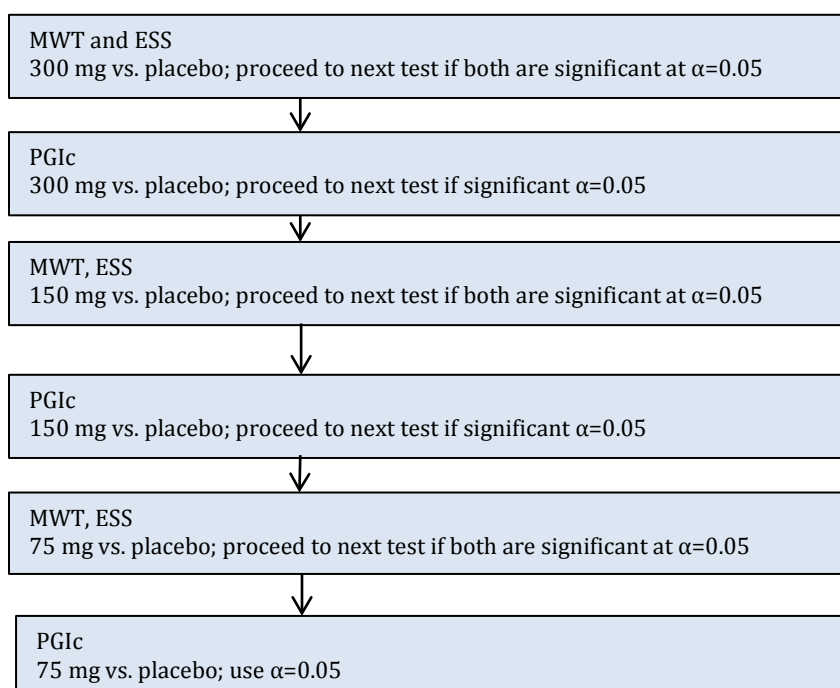
## 9.9 Safety Endpoints

To evaluate the safety and tolerability evaluations as determined by the occurrence of and/or changes in:

- Treatment-emergent adverse events
- Change in clinical laboratory tests (chemistry, hematology, and urinalysis)
- Vital signs
- 24 hour ambulatory blood pressure monitoring
- 12-lead electrocardiograms (ECGs)
- Physical examination
- C-SSRS

## 9.10 Multiplicity Issue

To address the multiplicity issue of multiple endpoints and dose groups, the fixed hierarchical testing sequence in [Figure 2](#) will be used. The testing will begin with the comparison of 300 mg dose versus placebo for the co-primary efficacy endpoints MWT and ESS. Since they are co-primary endpoints, both have to be significant at the 0.05 level before the test can proceed to the next level. The testing will stop when a significant level exceeds 0.05. This gate keeping approach will control the family-wise error rate at 0.05 for the comparisons of the three JZP-110 doses versus placebo in MWT, ESS, and PGIC. The dose(s) that show(s) significant difference versus placebo in both MWT and ESS will be considered efficacious doses and additional testing to characterize the time course of efficacy will be performed ([Section 9.11](#)).

**Figure 2 Multiplicity Strategy****9.11 Efficacy Analyses**

Efficacy analyses will be performed for the mITT Analysis Population. The per-protocol analysis will only be used in a secondary analysis of the co-primary endpoints. For the analysis of the co-primary efficacy endpoints, a mixed-effect repeated measures (MMRM) model will be used as the primary method of analysis. This model will include fixed effects for treatment (i.e., dose group), time (as a discrete factor), treatment-by-time interaction, baseline value of the efficacy endpoint, and randomization stratification factor. SAS procedure PROC MIXED will be used to carry out this analysis. All available data will be included in the model. An unstructured covariance matrix will be used to model the correlation among repeated measurements. The estimates of treatment difference versus placebo and their 95% confidence intervals will be presented. In addition to the MMRM model, an analysis of covariance (ANCOVA) model will be used to analyze MWT and ESS to provide sensitivity analyses. This ANCOVA model will include the effect for treatment as a fixed effect, and baseline value of the efficacy endpoint as the covariate.

The chi-squared test will be used to test the hypotheses associated with the analysis of the key secondary efficacy endpoint of PGIc and the secondary efficacy endpoint of CGIc at Week 12.

For the time course efficacy analysis, the dose(s) that show(s) significant difference versus placebo in both MWT and ESS will be considered efficacious dose(s). For each of these doses, additional testing to characterize the time course of efficacy using MWT will be performed. The mean and standard error of the mean MWT data will be displayed graphically for the dose and placebo. Pairwise comparison vs. placebo for each of the 5 MWT trials will be conducted at a significance level of 0.05. Characterizing the time



JZP-110  
Clinical Trial Protocol: 14-002 Amendment 3

Jazz Pharmaceuticals

course of efficacy will begin with identifying the first trial that demonstrates significant difference from placebo. If such a trial is identified, the treatment difference at the next trial will be examined. If the treatment difference for the next trial is also significant at the 0.05 level, the treatment will be considered efficacious at the time of the next trial. This procedure will continue as long as significance for each subsequent trial is observed or until trial 5 is examined.

For the other MWT and ESS endpoints, FOSQ-10 endpoints, SF-36v2 endpoints, EQ VAS endpoints, EQ-5D-5L Index endpoints, and WPAI:SHP endpoints, a similar MMRM model will be used as the method of analysis; the other PGIC and CGIC endpoints, and EQ-5D-5L: EQ-5D Dimensions endpoints will be analyzed using the chi-squared test.

No sensitivity analyses and no multiplicity adjustments will be employed for these endpoints.

## 9.12 Safety Analyses

Safety analyses will be performed for the Safety Analysis Population. No formal statistical testing will be performed for the safety analyses.

### 9.12.1 Adverse Events

Adverse events will be coded using the Medical Dictionary for Regulatory Activities system to classify events under primary system organ class and preferred term.

The number and percent of subjects who experienced TEAEs, TEAEs related to study drug, or SAEs; who died during the study; or who discontinued study drug or withdrew from the study due to an AE will be summarized by treatment. Results will be presented by system organ class and preferred term. The overview will also report TEAEs by maximum severity.

A TEAE is defined as an AE that either began after first study drug dose or worsened after the first dose. When determining the percent of subjects who experience an AE, multiple increases in severity are only counted as one AE. For example, a subject who develops a mild headache after the first study drug dose (that was not present during screening or at baseline), which subsequently worsens to moderate, then severe, is only counted once under the preferred term of headache. The increase in severity will be accounted for in the maximum severity analysis.

For all AE summaries, if a subject has more than one AE within a preferred term, the subject is counted only once at the maximum severity and with the closest relationship to study drug. If a subject has more than one AE within a system organ class, the subject is similarly counted once when reporting results for that system organ class.

All AE data will be listed. The information presented will include subject number, treatment, primary system organ class and preferred term, date of onset, severity, relationship to study drug, action taken, and stop date (if available).

---

### 9.12.2 Vital Signs and 24-Hour Ambulatory Blood Pressure Monitoring

Abnormal vital signs will be counted by treatment. The number and percent of subjects with any post-baseline vital sign readings above and/or below specified levels will be presented for each treatment. In addition, summary statistics (i.e., mean, median, minimum, maximum, standard deviation, and number of subjects) will be presented by treatment for each vital sign as per protocol schedule. An additional listing will be provided of those subjects who have clinically significant vital sign values.

### 9.12.3 Laboratory Evaluation

The number and percent of subjects with abnormal values post-baseline will be tabulated by treatment. In addition, summary statistics (i.e., mean, minimum, maximum, standard deviation, and number of subjects) will be presented by treatment for each laboratory parameter as per protocol schedule. An additional listing will be provided of those subjects who have clinically significant laboratory values.

### 9.12.4 12-Lead Electrocardiograms

Electrocardiogram intervals and durations will be reviewed for notable abnormalities, and clinically notable abnormalities and findings considered to be clinically significant will be listed. The number and percent of patients who have a clinically notable ECG interval abnormality or other clinically significant ECG finding will be summarized. A listing of abnormal ECG values will also be provided.

### 9.12.5 Physical Examinations

A finding identified by the investigator as abnormal on the physical examination at the Screening visit will be recorded on the Medical History eCRF. A clinically significant adverse change (i.e., worsening) of a physical examination finding after screening will be recorded as an AE.

### 9.12.6 Columbia-Suicide Severity Rating Scale (C-SSRS)

Data from the Since Last Visit Version of the C-SSRS will be summarized by treatment group according to the Columbia Classification Algorithm of Suicide Assessment (C-CASA) ([Posner et al. 2007](#)).

## 9.13 Analysis of Pharmacokinetic and Pharmacodynamic Variables

PK analyses will be performed for the PK Analysis Population.

Concentration data for JZP-110 will be tabulated by sampling time point, and will be included in a population PK analysis. The population PK model will be used to characterize JZP-110 PK profile in narcolepsy patients, and to explore exposure-efficacy correlations. Available subject characteristics (such as demographics, labs, etc.) will be tested as potential covariates, as appropriate.

---

## 9.14 Subgroup Analyses

Exploratory analyses of the efficacy and safety endpoints will be conducted in the subgroups of subjects who report the presence or absence of cataplexy at randomization.

## 9.15 Interim Analysis and Data Monitoring

No interim analyses are planned.

# 10 DATA QUALITY ASSURANCE

Steps to assure the accuracy and reliability of data include the selection of qualified investigators and appropriate study sites, review of protocol procedures with the investigator and associated personnel prior to the study, and periodic monitoring visits by Jazz Pharmaceuticals or its designee. Data will be reviewed for accuracy and completeness by Jazz Pharmaceuticals or its representatives during and after onsite monitoring visits, and any discrepancies will be resolved with the investigator or designees as appropriate.

## 10.1 Data Management

The standard procedures for handling and processing records will be followed in compliance with 21 CFR 11, Good Clinical Practices, ICH Guidelines, and the Standard Operating Procedures (SOPs) of Jazz Pharmaceuticals or the Contract Research Organization (CRO). A comprehensive Data Management Plan (DMP) will be developed, which may include but is not limited to a Data Management Overview, Database Contents, annotated CRF, Query Contacts, and Consistency Checks. A central laboratory will review all PSG data.

## 10.2 Case Report Forms

Jazz Pharmaceuticals or its designee will supply electronic case report forms (eCRFs) for the recording of all trial data not recorded in subject diaries, ECG or generated by laboratory report. All data recorded must be completed in the eCRFs.

The principal investigator must review the eCRFs and provide his/her signature certifying that he/she has reviewed the data and considers the data accurate to the best of his/her knowledge. Regardless of who completes the forms, it is the principal investigator's responsibility to ensure the accuracy of the forms.

## 10.3 Retention of Data

The investigator/institution should maintain the trial documents as specified in Essential Documents for the Conduct of a Trial (ICH E6 Good Clinical Practice) and as required by the applicable regulatory requirement(s). The investigator/institution should take measures to prevent accidental or premature destruction of these documents.

Essential documents should be retained until at least 2 years after the last approval of a marketing application in an ICH region and until there are no pending or contemplated marketing applications in an ICH region or at least 2 years have elapsed since the formal discontinuation of clinical development of the investigational product. These documents

JZP-110  
Clinical Trial Protocol: 14-002 Amendment 3

Jazz Pharmaceuticals

should be retained for a longer period if required by the applicable regulatory requirements or by an agreement with Jazz Pharmaceuticals. It is the responsibility of Jazz Pharmaceuticals to inform the investigator/institution when these documents no longer need to be retained.


#### **10.4 Data Safety Monitoring Board**

A data safety monitoring board is not planned for this trial.



### **11 ADMINISTRATIVE CONSIDERATIONS**

#### **11.1 Investigators and Study Administrative Structure**

##### **11.1.1 Contract Research Organization**



##### **11.1.2 Jazz Pharmaceuticals Medical Monitors**



##### **11.1.3 EU Medical Monitor**

Contact information for the EU Medical Monitor will be provided separately.

##### **11.1.4 Investigator**

Multicenter

#### **11.2 Institutional Review Board (IRB) or Independent Ethics Committee (IEC) Approval**

The final approved protocol and the informed consent form will be reviewed by the IRB/IEC. In addition, the IRB/IEC will review any other written information to be provided to the subject, advertisements for subject recruitment (if used), and subject compensation (if any). The committee's decision concerning conduct of the study will be sent in writing to the

JZP-110  
Clinical Trial Protocol: 14-002 Amendment 3

Jazz Pharmaceuticals

investigator and a copy will be forwarded to Jazz Pharmaceuticals. The investigator agrees to make any required progress reports, as well as reports of SAEs, life-threatening problems, death, or any significant protocol deviations, as required by the IRB/IEC.

A list of the IRB/IEC members who actually participated in the review, their respective titles (occupational identification), and institutional affiliations or an IRB/IEC assurance number must be provided to Jazz Pharmaceuticals. The approval letter or notice must be provided on IRB/IEC letterhead and contain the date of the meeting and sufficient information to identify the version of the protocol unambiguously (by name and number) and state that the informed consent form was also reviewed.

A clinical trial may not be initiated before the proposed protocol and informed consent form have been reviewed and unconditionally approved by an IRB meeting federal regulations. The clinical study remains subject to continuing review by the IRB. Jazz Pharmaceuticals or its designee will supply all necessary data for the investigator to submit to the IRB/IEC. Jazz Pharmaceuticals will not ship clinical supplies to an investigational site until written signed approval from the site's IRB/IEC has been received by Jazz Pharmaceuticals.

The investigator is responsible for ensuring initial and continued review and approval of the clinical trial by the IRB/IEC at his/her site. The investigator must also ensure that he/she will promptly report to the IRB/IEC and Jazz Pharmaceuticals all changes in the research activity and all unanticipated problems involving risk to human subjects or others, and that he/she will not make any changes in the research without IRB/IEC approval, except where necessary to eliminate apparent hazards to human subjects. If the trial remains in progress for more than 1 year, documentation of annual renewal must be submitted to Jazz Pharmaceuticals or its designee. Within 3 months of trial completion or termination, a final report must be provided to the IRB/IEC by the clinical site.

### **11.3 Ethical/Legal Conduct of the Study**

The study will be conducted in accordance with applicable local regulations relating to Good Clinical Practice (GCP) and with the SOPs of the CRO or Jazz Pharmaceuticals, as applicable. These standards respect the following guidelines or laws:

- Guideline for Good Clinical Practice E6 (R1): ICH, May 1996.
- United States (US) Code of Federal Regulations (CFR) pertaining to conduct and reporting of clinical studies (Title 21\_ CFR Parts 11, 50, 54, 56, 312, and 314).
- Clinical Trials Directive (European Medicines Agency) Directive 2001/20/EC.

Endorsement of the ethical principles embedded in the above guidances and regulations ensures that the rights, safety, and well-being of trial subjects are protected and are consistent with the principles that have their origin in the Declaration of Helsinki, World Medical Association –“Ethical Principles for Medical Research Involving Human Subjects.”

### **11.4 Subject Information and Consent**

All subjects will provide their written informed consent before the performance of any study-related procedures. Subjects will be given a copy of their signed ICF.

JZP-110  
Clinical Trial Protocol: 14-002 Amendment 3

Jazz Pharmaceuticals

Each subject's chart will have his/her signed ICF for study participation attached to it. When the study treatment is completed and the CRF has been monitored, the ICF will be kept in the investigator's central study file. Regulatory authorities may check the existence of the signed ICF in this central study folder if not having done so during the performance of the trial.

### **11.5 Subject Confidentiality**

All reports and communications relating to the subjects in the study will identify each subject only by his/her initials and by the subject's study number. These documents will be treated with strict adherence to professional standards of confidentiality and will be filed at the study site under adequate security and restricted access.

Portions of the subject's medical records pertinent to the study will be reviewed by Jazz Pharmaceuticals personnel or its designee and possibly by governmental agency personnel to ensure adequate source documentation, accuracy, and completeness of the CRFs. The IRB has the authority to review subject records.

### **11.6 Protocol Adherence – Amendments**

The protocol must be read thoroughly and the instructions must be followed exactly. Any changes in the protocol will require a formal amendment. Such amendments will be agreed upon and approved in writing by the investigator and the Jazz Pharmaceuticals designees. The IRB/IEC will be notified of all amendments to the protocol. Amendments to the protocol will not be implemented until written IRB/IEC approval has been received.

### **11.7 Required Documents**

The investigator must provide Jazz Pharmaceuticals or its designee with the applicable regulatory documents before the enrollment of any subject (copies should be kept by the investigator in the investigator's regulatory document binder).

### **11.8 Study Monitoring**

Throughout the course of the study, the study monitor will make frequent contacts with the investigator. This will include telephone calls and onsite visits. During the onsite visits, the eCRFs will be reviewed for completeness and adherence to the protocol. As part of the data audit, source documents will be made available for review by the site. The study monitor will also perform drug accountability checks and may periodically request review of the investigator study file to assure completeness of documentation in all respects of clinical trial conduct.

Upon completion of the study, the study monitor will arrange for a final review of the study files after which the files should be secured for the appropriate time period. The investigator or appointed delegate will receive the study monitor during these onsite visits and will cooperate in providing the documents for inspection and respond to inquiries. In addition, the investigator will permit inspection of the study files by authorized representatives of the regulatory agencies.

---

## 11.9 Protocol Violations/Deviations

All major protocol violations must be reported to the IRB in an expedited fashion. It is the responsibility of the principal investigator to ensure proper reporting to the IRB. Protocol violations and deviations should be reported to Jazz Pharmaceuticals or designee.

### 11.10 Access to Source Documentation

Jazz Pharmaceuticals (or its designee) will be responsible for monitoring this clinical trial. Jazz Pharmaceuticals will monitor the study conduct, proper CRF and source documentation completion and retention, and accurate study drug accountability. To this end, a monitor will visit the study site at suitable intervals and be in frequent contact with the site through verbal and written communication. It is essential that the monitor have access to all documents (related to the study and the individual participants) at any time they are requested. In turn, the monitor will adhere to all requirements for subject confidentiality as outlined in the informed consent form. The investigator and his/her staff will be expected to cooperate with the monitor, to be available during a portion of the monitoring visit to answer questions, and to provide any missing information.

In addition, representatives of the Clinical Quality Assurance Department of Jazz Pharmaceuticals (or equivalent), or appointed monitoring organization(s), and representatives of the FDA or other regulatory agencies may request to inspect the study documents (e.g., study protocol, CRFs, study drug, original medical records/files). All subject data will be treated confidentially.

### 11.11 Publication and Disclosure Policy

Please refer to individual site contracts for specific contractual obligations and requirements.

All information concerning JZP-110, Jazz Pharmaceuticals' operations, patent applications, formulas, manufacturing processes, basic scientific data, and formulation information supplied by Jazz Pharmaceuticals to the investigator and not previously published, are considered confidential and remain the sole property of Jazz Pharmaceuticals. CRFs also remain the property of Jazz Pharmaceuticals. The investigator agrees to use this information only to complete this study and will not use it for other purposes without written consent of Jazz Pharmaceuticals as further detailed in the Clinical Study Agreement signed by the investigator and/or institution.

It is understood by the investigator that Jazz Pharmaceuticals will use the information obtained in this clinical trial in connection with the study of JZP-110, and therefore may disclose this information as required to other Jazz Pharmaceuticals investigators; appropriate international regulatory agencies; or others. In agreeing to participate in this study, the investigator understands that he/she has an obligation to provide complete test results and all data developed during this trial to Jazz Pharmaceuticals. Jazz Pharmaceuticals requires that permission to publish details of this study must be obtained in writing as further detailed in the Clinical Study Agreement signed by the investigator and/or institution. It is intended that the results of this trial will be published in scientific literature. The conditions noted here are intended to protect commercial confidential materials (patents, etc.) and not to restrict publication.

---

## 12 REFERENCE LIST

American Academy of Sleep Medicine (AASM). International Classification of Sleep Disorders-Third Edition (ICSD-3), Darien, IL. American Academy of Sleep Medicine, 2014; 53-62, 143-155.

American Psychiatric Association. (2013) Diagnostic and statistical manual of mental disorders (5<sup>th</sup> ed.), Washington DC.

Broderick JE, Junghaenel DU, Schneider S, Pilosi JJ, Stone AA. Pittsburgh and Epworth sleep scale items: accuracy of ratings across different reporting periods. 2013; Behav Sleep Med. 11:173-88.

Chasens E, Ratcliffe S, Weaver T. Development of the FOSQ-10: A short version of the Functional Outcomes of Sleep Questionnaire. 2009; Sleep 32: 915-919.

Doghramji K, Mitler MM, Sangal B, Shapiro C, Taylor S, Walsleben J, Belisle C, Erman M, Hayduk R, Hosn R, O'Malley E, Sangal J, Schutte S and Youakim J. A normative study of the maintenance of wakefulness test (MWT). Electroencephalogr Clin Neurophysiol 1997; 103:554-562.

EQ-5D-5L User Guide. 2013. Available at:  
[http://www.euroqol.org/fileadmin/user\\_upload/Documenten/PDF/Folders\\_Flyers/UserGuide\\_EQ-5D-5L\\_v2.0\\_October\\_2013.pdf](http://www.euroqol.org/fileadmin/user_upload/Documenten/PDF/Folders_Flyers/UserGuide_EQ-5D-5L_v2.0_October_2013.pdf). Accessed November 19, 2014.

FDA Narcolepsy Public Meeting on Patient-Focused Drug Development. September 24, 2013, pages 76-77. Accessed March 12, 2014 at FDA website.

Harsh JR, Hayduk R, Rosenberg R, Wesnes KA, Walsh JK, Arora S, Niebler GE, Roth T. The efficacy and safety of armodafinil as treatment for adults with excessive sleepiness associated with narcolepsy. Curr Med Res Opin. 2006;22:761-74.

Hasan S, Pradervand S, Ahnaou A, Drinkenburg W, Tafti M, Franken P. How to keep the brain awake? The complex molecular pharmacogenetics of wake promotion. Neuropsychopharmacology. 2009;34:1625-1640.

Hays RD, Stewart AL. (1992). Construct validity of MOS health measures. In A. L. Stewart & J. E. Ware (eds.), Measuring functioning and well-being: The Medical Outcomes Study approach (pp. 325-342), Durham, NC: Duke University Press.

Johns MW. A new method for measuring daytime sleepiness: the Epworth sleepiness scale. Sleep 1991; 14 (6): 540-5.

Johns, MW. Sensitivity and specificity of the multiple sleep latency test (MSLT), the maintenance of wakefulness test and the epworth sleepiness scale: failure of the MSLT as a gold standard J Sleep Res 2000; 9 (1): 5-11.

Littner MR, Kushida C, Wise M, et al. Practice parameters for clinical use of the multiple sleep latency test and the maintenance of wakefulness test. Sleep. 2005; 28: 113-21.

Majid H, Hirshkowitz M. Therapeutics of narcolepsy. Sleep Med Clin 2010; 5:659-673.



JZP-110  
Clinical Trial Protocol: 14-002 Amendment 3

Jazz Pharmaceuticals

---

Mitler MM, Gujavarty KS, and Broman C. Maintenance of wakefulness test: A polysomnographic technique for evaluating treatment efficacy in patients with excessive somnolence. *Electroencephalogr Clin Neurophysiol*. Jun 1982; 53(6): 658–661.

Morgenthaler TI, Kapur VK, Brown TM, Swick TJ, Alessi C, Aurora RN, Boehlecke B, et al. Practice parameters for the treatment of narcolepsy and other hypersomnias of central origin. *SLEEP* 2007; 30:1705-1711.

Ohayon MM. Epidemiology of narcolepsy. *In Narcolepsy and Hypersomnia 2007*. C Bassetti, M Billiard, E Mignot, eds. New York: Informa Healthcare: pp 125-132.

Ohayon MM, Priest RG, Zulley J, Smirne S, Paiva T. Prevalence of narcolepsy symptomatology and diagnosis in the European general population. *Neurology* 2002;58:1826-1833.

Pickering TG, Hall JE, Appel LJ, Falkner BE, Graves J, Hill MN, Jones DW, Kurtz T, Sheps SG, Roccella EJ; Subcommittee of Professional and Public Education of the American Heart Association Council on High Blood Pressure Research. Recommendations for blood pressure measurement in humans and experimental animals: Part 1: blood pressure measurement in humans: a statement for professionals from the Subcommittee of Professional and Public Education of the American Heart Association Council on High Blood Pressure Research. *Hypertension*. 2005; 45:142-61.

Posner K, Oquendo MA, Gould M, Stanley B, Davies M. Columbia Classification Algorithm of Suicide Assessment (C-CASA): classification of suicidal events in the FDA's pediatric suicidal risk analysis of antidepressants. *Am J Psychiatry*. 2007;164:1035-1043.

Posner K, Brown GK, Stanley B, Brent DA, Yershova KV, Oquendo M, Currier GW, Melvin GA, Greenhill L, Shen S, Mann JJ. The Columbia–Suicide Severity Rating Scale: initial validity and internal consistency findings from three multisite studies with adolescents and adults. *Am J Psychiatry* 2011;168:1266-1277.

Provigil® (modafinil) tablets. US Prescribing Information, Frazer, PA: Cephalon 2010.

Reilly MC, Zbrozek AS, Dukes EM. The validity and reproducibility of a work productivity and activity impairment instrument. *PharmacoEconomics* 1993; 4(5):353-65.

Roth T, White D, Schmidt-Nowara W, Wesnes KA, Niebler G, Arora S, Black J. Effects of armodafinil in the treatment of residual excessive sleepiness associated with obstructive sleep apnea/hypopnea syndrome: a 12-week, multicenter, double-blind, randomized, placebo-controlled study in nCPAP-adherent adults. *Clin Ther*. 2006 28:689-706.

Schwartz JR, Feldman NT, Bogan RK, Nelson MT, Hughes RJ. Dosing regimen effects of modafinil for improving daytime wakefulness in patients with narcolepsy. *Clin Neuropharmacol*. 2003;26(5):252-257.

Unite Narcolepsy. Patient-Focused Narcolepsy Survey Interim Analysis as of September 16, 2013. Available at: <http://www.unitenarcolepsy.org/wp-content/uploads/Interim-Survey-Analysis-v1.pdf>. Accessed April 23, 2014.

US Modafinil in Narcolepsy Multicenter Study Group. Randomized trial of modafinil for the treatment of pathological somnolence in narcolepsy. *Ann Neurol*. 1998;43(1):88-97.

JZP-110  
Clinical Trial Protocol: 14-002 Amendment 3

Jazz Pharmaceuticals

---

US Modafinil in Narcolepsy Multicenter Study Group. Randomized trial of modafinil as a treatment for the excessive daytime somnolence of narcolepsy. *Neurology*. 2000;54(5):1166-1175.

Ware JE, Jr, Sherbourne CD. The MOS 36-Item Short-Form Health Survey (SF-36): I. Conceptual Framework and Item Selection. *Medical Care*, 30:473-483, 1992.

Weaver TE, Laizner AM, Evans LK, et al. An instrument to measure functional status outcomes for disorders of excessive sleepiness. *Sleep* 1997;20:835-43.

JZP-110  
Clinical Trial Protocol: 14-002 Amendment 3

Jazz Pharmaceuticals

### 13 LIST OF UNPUBLISHED STUDY REPORTS

Document ID or Report No.	Unpublished Study Report Citation
EDMS-PSDB-4956838	Dupuis P, Neliat G. Study of BZ-818730-000-D and BZ-10A000-301-A in various receptor binding and cell biology assays (870189) (03 July 2001).
EDMS-PSDB-5305783	Janowsky A. In vitro receptor, transporter, and release assay for NIDA medications discovery and abuse liability testing (Release Assays) (March 2006a).
EDMS-PSDB-2735318	Mailman R. Assessment of dopaminergic actions of YK-10A (May 2003).
EDMS-PSDB-2275504	Newton K. A double-blind, placebo-controlled, randomized, single center, parallel-design study to evaluate the preliminary efficacy and safety of three dose ranges of YKP10A in outpatients with major depressive disorder (Protocol SKUP-9801) PPD Development, Inc. Final Report (03 July 2001).
EDMS-PSDB-3696001	Sporn J, Ness S, Gassmann-Mayer C, Grattan J. 6-week, randomized, double-blind, parallel- group, active- and placebo-controlled study to assess the efficacy of R228060 in adult subjects with major depressive disorder (MDD) (Protocol R228060-MDD-201); J&JPRD, Clinical Study Report (2004).
R228060-USA-10	Sutherland S, Okamoto A, Boom S, Hedli C, Kusumakar V, Grossman F. Three-week, randomized study to assess the tolerability of 2 fixed doses (200 mg and 500 mg) of R228060 (2003).

JZP-110

Jazz Pharmaceuticals

Clinical Trial Protocol: 14-002 Amendment 3

## Appendix 1 Schedule of Events

	Screen- ing	Baseline	Treatment Phase												Early Term	Safety Follow- up <sup>a</sup>
Visit	1	2	3	4	5	6	7	8	9	10	11	12	13	14		15
Day/ End of Week	Day -31 to -3	Day -2&-1	Day 7 (- 1, +2) Wk 1	Day 14±3 Wk 2	Day 21±3 Wk 3	Day 27&28 (±3) Wk 4	Day 35±3 Wk 5	Day 42±3 Wk 6	Day 49±3 Wk 7	Day 56±3 Wk 8	Day 63±3 Wk 9	Day 70±3 Wk 10	Day 77±3 Wk 11	Day 83&84 (±3) Wk 12		Day 98±3 Wk 14
Clinic visit	X	X	X			X				X				X	X	X
Phone Contact				X	X		X	X	X		X	X	X			
Informed consent	X															
Inclusion/ Exclusion	X	X														
Demographics	X															
Medical history	X	X														
Physical examination	X													X	X	
Height	X															
Weight	X	X	X			X				X				X	X	X
Vital signs	X	X	X			X				X				X	X	X
ECG	X	X	X			X				X				X	X	X
Fasting serum chemistry, hematology, urinalysis	X	X <sup>b</sup>												X	X	
Urine sample for possible drug screen	X	X	X <sup>c</sup>			X <sup>c</sup>				X <sup>c</sup>				X	X	
Serum pregnancy test	X															
Urine pregnancy test		X												X	X	
Light breakfast	X	X				X								X	X	
Light lunch		X				X								X	X <sup>d</sup>	

JZP-110

Jazz Pharmaceuticals

Clinical Trial Protocol: 14-002 Amendment 3

	Screen- ing	Baseline	Treatment Phase												Early Term	Safety Follow- up <sup>a</sup>
Visit	1	2	3	4	5	6	7	8	9	10	11	12	13	14		15
Day/ End of Week	Day -31 to -3	Day -2&-1	Day 7 (- 1, +2) Wk 1	Day 14±3 Wk 2	Day 21±3 Wk 3	Day 27&28 (±3) Wk 4	Day 35±3 Wk 5	Day 42±3 Wk 6	Day 49±3 Wk 7	Day 56±3 Wk 8	Day 63±3 Wk 9	Day 70±3 Wk 10	Day 77±3 Wk 11	Day 83&84 (±3) Wk 12		Day 98±3 Wk 14
Clinic visit	X	X	X			X				X				X	X	X
Phone Contact				X	X		X	X	X		X	X	X			
C-SSRS	X	X	X			X				X				X	X	X
Concomitant medication	X	X	X	X	X	X	X	X	X	X	X	X	X	X	X	X
Cataplexy Diary Review	X	X	X	X	X	X	X	X	X	X	X	X	X	X	X	
Instruct how to discontinue excluded medications	X															
Dispense 24-hour ambulatory blood pressure	X									X						
Overnight stay PSG/MWT		X <sup>c</sup>				X								X	X <sup>d</sup>	
ESS		X	X			X				X				X	X <sup>d</sup>	
FOSQ-10		X	X			X				X				X	X <sup>d</sup>	
SF-36v2		X				X				X				X	X <sup>d</sup>	
EQ-5D-5L		X	X			X				X				X	X <sup>d</sup>	
WPAI:SHP		X	X			X				X				X	X <sup>d</sup>	
CGIs		X														
Randomization		X														
Dispense study drug		X	X			X				X						
Collect Study drug/Assess Compliance			X			X				X				X	X	
PGIc			X			X				X				X	X <sup>d</sup>	

JZP-110

Jazz Pharmaceuticals

Clinical Trial Protocol: 14-002 Amendment 3

	Screen- ing	Baseline	Treatment Phase												Early Term	Safety Follow- up <sup>a</sup>
Visit	1	2	3	4	5	6	7	8	9	10	11	12	13	14		15
Day/ End of Week	Day -31 to -3	Day -2&-1	Day 7 (- 1, +2) Wk 1	Day 14±3 Wk 2	Day 21±3 Wk 3	Day 27&28 (±3) Wk 4	Day 35±3 Wk 5	Day 42±3 Wk 6	Day 49±3 Wk 7	Day 56±3 Wk 8	Day 63±3 Wk 9	Day 70±3 Wk 10	Day 77±3 Wk 11	Day 83&84 (±3) Wk 12		Day 98±3 Wk 14
Clinic visit	X	X	X			X				X				X	X	X
Phone Contact				X	X		X	X	X		X	X	X			
CGIc			X			X				X				X	X <sup>d</sup>	
Study drug administration prior to MWT						X								X	X <sup>d</sup>	
Blood draws for PK			X			X				X						
Assess interest in Study 14-005										X				X		
Adverse Events		X	X	X	X	X	X	X	X	X	X	X	X	X	X	X
Schedule next clinic visit and/or phone contact	X	X	X	X	X	X	X	X	X	X	X	X	X	X	X	

 Shaded columns indicate clinic visits.

- a The 2 week Safety Follow-up is not required for subjects who enter the Open-label Safety Study (14-005) at the Final Clinic Visit.
- b If the Baseline visit occurs outside of the screening window (i.e. >29 days after the Screening Visit), obtain blood samples for serum chemistry, hematology tests and a urine sample for urinalysis. Record if the subject was fasting or nonfasting at the time of the collection.
- c Samples collected at Screening, Baseline, and Week 12 or Early Termination will be analyzed. Samples collected at other visits may be analyzed at the investigator's discretion.
- d These assessments are not required for subjects who are withdrawing early from the study and are unable or unwilling to take additional study drug to complete a final PSG/MWT.
- e For subjects who are being rescreened, a repeat PSG and MWT is not required at Visit 2 if the results of the previous PSG and MWT meet the current inclusion/exclusion criteria and there have been no changes to medical history or concomitant medications that would likely affect the MWT results

## Appendix 2 Example Schedule of Times for Procedures During MWT Visits

<b>Baseline Visit – Day -1 (following overnight PSG)*</b>		
Time relative to “lights on”	Approximate time	Procedure/activity
0 h	7:00	Lights on
~0.5 h	7:30	Body temperature, respiratory rate, and at least 2 sets of blood pressure and pulse
~1.5 h	8:30	Light breakfast
~2	8:50	At least 2 sets of blood pressure and pulse
~2 h	<b>9:00</b>	<b>Start 1<sup>st</sup> MWT Trial</b>
~3	9:50	At least 2 sets of blood pressure and pulse
~3 h	10:00	ECG
~3-4 h	<b>10:00-11:00</b>	<b>Administer Questionnaires</b>
~4 h	<b>11:00</b>	<b>Start 2<sup>nd</sup> MWT Trial</b>
		Light lunch served immediately after the end of the 2 <sup>nd</sup> or 3 <sup>rd</sup> trial
~5 h	12:00	At least 2 sets of blood pressure and pulse
~6 h	<b>13:00</b>	<b>Start 3<sup>rd</sup> MWT Trial</b>
~7 h	14:00	At least 2 sets of blood pressure and pulse
~8 h	<b>15:00</b>	<b>Start 4<sup>th</sup> MWT Trial</b>
~9 h	16:00	At least 2 sets of blood pressure and pulse
~10 h	<b>17:00</b>	<b>Start 5<sup>th</sup> MWT Trial</b>
~11 h	~18:00	At least 2 sets of blood pressure and pulse
<b>Week 4 and 12 Visits or Early Termination – MWT (following overnight PSG)</b>		
Time relative to dosing	Approximate time	Procedure/activity
~-1 h	7:00	Lights on
~-0.5 h	7:30	Body temperature, respiratory rate, and at least 2 sets of blood pressure and pulse)
		Obtain fasting blood samples (Week 12 or Early Termination only)
0 h	8:00	Dosing
~0.5 h	8:30	Light breakfast
~1 h	8:50	At least 2 sets of blood pressure and pulse
~1 h	<b>9:00</b>	<b>Start 1<sup>st</sup> MWT Trial</b>
~2 h	9:50	At least 2 sets of blood pressure and pulse
~2 h	10:00	ECG
~2-3 h	<b>10:00-11:00</b>	<b>Administer Questionnaires</b>
~3 h	<b>11:00</b>	<b>Start 2<sup>nd</sup> MWT Trial</b>
		Light lunch served immediately after the end of the 2 <sup>nd</sup> or 3 <sup>rd</sup> trial
~4 h	12:00	At least 2 sets of blood pressure and pulse
~5 h	<b>13:00</b>	<b>Start 3<sup>rd</sup> MWT Trial</b>
~6 h	14:00	At least 2 sets of blood pressure and pulse
~7 h	<b>15:00</b>	<b>Start 4<sup>th</sup> MWT Trial</b>
~8 h	16:00	At least 2 sets of blood pressure and pulse
~9 h	<b>17:00</b>	<b>Start of 5<sup>th</sup> MWT Trial</b>
~10 h	~18:00	At least 2 sets of blood pressure and pulse)

\*For subjects who are being rescreened, a repeat PSG and MWT will not be required at Visit 2 if the results of the previous PSG and MWT meet the current inclusion/exclusion criteria and there have been no changes to medical history or concomitant medications that would likely affect the MWT results.

JZP-110

Jazz Pharmaceuticals

Clinical Trial Protocol: 14-002 Amendment 3

## Appendix 3      Cataplexy Frequency Diary

To be completed in the evening

Cataplexy Diary							
Subject Number/Initials							
Week(s) of Treatment:							
Day	Sunday	Monday	Tuesday	Wednesday	Thursday	Friday	Saturday
Date:							
Number of Cataplectic Episodes							
Date:							
Number of Cataplectic Episodes							
Date:							
Number of Cataplectic Episodes							
Date:							
Number of Cataplectic Episodes							
Date:							
Number of Cataplectic Episodes							



---

## Appendix 4      DSM-5 Criteria for Psychiatric Disorders

*The following selected psychiatric DSM-5 criteria are presented as a resource, if needed when screening subjects. The full DSM Edition 5 (DSM-5) criteria for psychiatric conditions should be consulted for diagnoses not listed here.*

### **Bipolar and Related Disorders**

#### **Bipolar I Disorder**

For a diagnosis of bipolar I disorder, it is necessary to meet the following criteria for a manic episode. The manic episode may have been preceded by and may be followed by hypomanic or major depressive episodes.

#### **Manic Episode**

- A. A distinct period of abnormally and persistently elevated, expansive, or irritable mood and abnormally and persistently increased goal-directed activity or energy, lasting at least 1 week and present most of the day, nearly every day (or any duration if hospitalization is necessary).
- B. During the period of mood disturbance and increased energy or activity, three (or more) of the following symptoms (four if the mood is only irritable) are present to a significant degree and represent a noticeable change from usual behavior:
  - 1. Inflated self-esteem or grandiosity.
  - 2. Decreased need for sleep (e.g., feels rested after only 3 hours of sleep).
  - 3. More talkative than usual or pressure to keep talking.
  - 4. Flight of ideas or subjective experience that thoughts are racing.
  - 5. Distractibility (i.e., attention too easily drawn to unimportant or irrelevant external stimuli), as reported or observed.
  - 6. Increase in goal-directed activity (either socially, at work or school, or sexually) or psychomotor agitation (i.e., purposeless non-goal-directed activity).
  - 7. Excessive involvement in activities that have a high potential for painful consequences (e.g., engaging in unrestrained buying sprees, sexual indiscretions, or foolish business investments).
- C. The mood disturbance is sufficiently severe to cause marked impairment in social or occupational functioning or to necessitate hospitalization to prevent harm to self or others, or there are psychotic features.
- D. The episode is not attributable to the physiological effects of a substance (e.g., a drug of abuse, a medication, other treatment) or to another medical condition.

#### **Hypomanic Episode**

- A. A distinct period of abnormally and persistently elevated, expansive, or irritable mood and abnormally and persistently increased activity or energy, lasting at least 4 consecutive days and present most of the day, nearly every day.
- B. During the period of mood disturbance and increased energy and activity, three (or more) of the following symptoms (four if the mood is only irritable) have persisted, represent a noticeable change from usual behavior, and have been present to a significant degree:
  - 1. Inflated self-esteem or grandiosity.

2. Decreased need for sleep (e.g., feels rested after only 3 hours of sleep).
  3. More talkative than usual or pressure to keep talking.
  4. Flight of ideas or subjective experience that thoughts are racing.
  5. Distractibility (i.e., attention too easily drawn to unimportant or irrelevant external stimuli), as reported or observed.
  6. Increase in goal-directed activity (either socially, at work or school, or sexually) or psychomotor agitation.
  7. Excessive involvement in activities that have a high potential for painful consequences (e.g., engaging in unrestrained buying sprees, sexual indiscretions, or foolish business investments).
- C. The episode is associated with an unequivocal change in functioning that is uncharacteristic of the individual when not symptomatic.
- D. The disturbance in mood and the change in functioning are observable by others.
- E. The episode is not severe enough to cause marked impairment in social or occupational functioning or to necessitate hospitalization. If there are psychotic features, the episode is, by definition, manic.
- F. The episode is not attributable to the physiological effects of a substance (e.g., a drug of abuse, a medication, other treatment).

#### Major Depressive Episode

- A. Five (or more) of the following symptoms have been present during the same 2-week period and represent a change from previous functioning; at least one of the symptoms is either (1) depressed mood or (2) loss of interest or pleasure.
1. Depressed mood most of the day, nearly every day, as indicated by either subjective report (e.g., feels sad, empty, or hopeless) or observation made by others (e.g., appears tearful). (Note: In children and adolescents, can be irritable mood.)
  2. Markedly diminished interest or pleasure in all, or almost all, activities most of the day, nearly every day (as indicated by either subjective account or observation).
  3. Significant weight loss when not dieting or weight gain (e.g., a change of more than 5% of body weight in a month), or decrease or increase in appetite nearly every day. (Note: In children, consider failure to make expected weight gain.)
  4. Insomnia or hypersomnia nearly every day.
  5. Psychomotor agitation or retardation nearly every day (observable by others; not merely subjective feelings of restlessness or being slowed down).
  6. Fatigue or loss of energy nearly every day.
  7. Feelings of worthlessness or excessive or inappropriate guilt (which may be delusional) nearly every day (not merely self-reproach or guilt about being sick).
  8. Diminished ability to think or concentrate, or indecisiveness, nearly every day (either by subjective account or as observed by others).
  9. Recurrent thoughts of death (not just fear of dying), recurrent suicidal ideation without a specific plan, or a suicide attempt or a specific plan for committing suicide.

- B. The symptoms cause clinically significant distress or impairment in social, occupational, or other important areas of functioning.
- C. The episode is not attributable to the physiological effects of a substance or another medical condition.

**Bipolar I Disorder**

- A. Criteria have been met for at least one manic episode (Criteria A–D under “Manic Episode” above).
- B. The occurrence of the manic and major depressive episode(s) is not better explained by schizoaffective disorder, schizophrenia, schizophreniform disorder, delusional disorder, or other specified or unspecified schizophrenia spectrum and other psychotic disorder.

**Bipolar II Disorder****Diagnostic Criteria**

For a diagnosis of bipolar II disorder, it is necessary to meet the following criteria for a current or past hypomanic episode *and* the following criteria for a current or past major depressive episode:

**Hypomanic Episode**

- A. A distinct period of abnormally and persistently elevated, expansive, or irritable mood and abnormally and persistently increased activity or energy, lasting at least 4 consecutive days and present most of the day, nearly every day.
- B. During the period of mood disturbance and increased energy and activity, three (or more) of the following symptoms have persisted (four if the mood is only irritable), represent a noticeable change from usual behavior, and have been present to a significant degree:
  - 1. Inflated self-esteem or grandiosity.
  - 2. Decreased need for sleep (e.g., feels rested after only 3 hours of sleep).
  - 3. More talkative than usual or pressure to keep talking.
  - 4. Flight of ideas or subjective experience that thoughts are racing.
  - 5. Distractibility (i.e., attention too easily drawn to unimportant or irrelevant external stimuli), as reported or observed.
  - 6. Increase in goal-directed activity (either socially, at work or school, or sexually) or psychomotor agitation.
  - 7. Excessive involvement in activities that have a high potential for painful consequences (e.g., engaging in unrestrained buying sprees, sexual indiscretions, or foolish business investments).
- C. The episode is associated with an unequivocal change in functioning that is uncharacteristic of the individual when not symptomatic.
- D. The disturbance in mood and the change in functioning are observable by others.
- E. The episode is not severe enough to cause marked impairment in social or occupational functioning or to necessitate hospitalization. If there are psychotic features, the episode is, by definition, manic.

- F. The episode is not attributable to the physiological effects of a substance (e.g., a drug of abuse, a medication or other treatment).

**Major Depressive Episode**

- A. Five (or more) of the following symptoms have been present during the same 2-week period and represent a change from previous functioning; at least one of the symptoms is either (1) depressed mood or (2) loss of interest or pleasure. Note: Do not include symptoms that are clearly attributable to a medical condition.
1. Depressed mood most of the day, nearly every day, as indicated by either subjective report (e.g., feels sad, empty, or hopeless) or observation made by others (e.g., appears tearful). (Note: In children and adolescents, can be irritable mood.)
  2. Markedly diminished interest or pleasure in all, or almost all, activities most of the day, nearly every day (as indicated by either subjective account or observation).
  3. Significant weight loss when not dieting or weight gain (e.g., a change of more than 5% of body weight in a month), or decrease or increase in appetite nearly every day. (Note: In children, consider failure to make expected weight gain.)
  4. Insomnia or hypersomnia nearly every day.
  5. Psychomotor agitation or retardation nearly every day (observable by others; not merely subjective feelings of restlessness or being slowed down).
  6. Fatigue or loss of energy nearly every day.
  7. Feelings of worthlessness or excessive or inappropriate guilt (which may be delusional) nearly every day (not merely self-reproach or guilt about being sick).
  8. Diminished ability to think or concentrate, or indecisiveness, nearly every day (either by subjective account or as observed by others).
  9. Recurrent thoughts of death (not just fear of dying), recurrent suicidal ideation without a specific plan, a suicide attempt, or a specific plan for committing suicide.
- B. The symptoms cause clinically significant distress or impairment in social, occupational, or other important areas of functioning.
- C. The episode is not attributable to the physiological effects of a substance or another medical condition.

**Bipolar II Disorder**

- A. Criteria have been met for at least one hypomanic episode (Criteria A–F under “Hypomanic Episode” above) and at least one major depressive episode (Criteria A–C under “Major Depressive Episode” above).
- B. There has never been a manic episode.
- C. The occurrence of the hypomanic episode(s) and major depressive episode(s) is not better explained by schizoaffective disorder, schizophrenia, schizophreniform

- disorder, delusional disorder, or other specified or unspecified schizophrenia spectrum and other psychotic disorder.
- D. The symptoms of depression or the unpredictability caused by frequent alternation between periods of depression and hypomania causes clinically significant distress or impairment in social, occupational, or other important areas of functioning.

## Schizophrenia Spectrum and Other Psychotic Disorders

### Delusional Disorder

#### Diagnostic Criteria

- A. The presence of one (or more) delusions with a duration of 1 month or longer.
- B. Criterion A for schizophrenia has never been met.
- Note:** Hallucinations, if present, are not prominent and are related to the delusional theme (e.g., the sensation of being infested with insects associated with delusions of infestation).
- C. Apart from the impact of the delusion(s) or its ramifications, functioning is not markedly impaired, and behavior is not obviously bizarre or odd.
- D. If manic or major depressive episodes have occurred, these have been brief relative to the duration of the delusional periods.
- E. The disturbance is not attributable to the physiological effects of a substance or another medical condition and is not better explained by another mental disorder, such as body dysmorphic disorder or obsessive-compulsive disorder.

### Brief Psychotic Disorder

#### Diagnostic Criteria

- A. Presence of one (or more) of the following symptoms. At least one of these must be (1), (2), or (3):
1. Delusions.
  2. Hallucinations.
  3. Disorganized speech (e.g., frequent derailment or incoherence).
  4. Grossly disorganized or catatonic behavior.
- o **Note:** Do not include a symptom if it is a culturally sanctioned response.
- B. Duration of an episode of the disturbance is at least 1 day but less than 1 month, with eventual full return to premorbid level of functioning.
- C. The disturbance is not better explained by major depressive or bipolar disorder with psychotic features or another psychotic disorder such as schizophrenia or catatonia, and is not attributable to the physiological effects of a substance (e.g., a drug of abuse, a medication) or another medical condition.

### Schizophreniform Disorder

#### Diagnostic Criteria

- A. Two (or more) of the following, each present for a significant portion of time during a 1-month period (or less if successfully treated). At least one of these must be (1), (2), or (3):
1. Delusions.
  2. Hallucinations.

3. Disorganized speech (e.g., frequent derailment or incoherence).
  4. Grossly disorganized or catatonic behavior.
  5. Negative symptoms (i.e., diminished emotional expression or avolition).
- B. An episode of the disorder lasts at least 1 month but less than 6 months. When the diagnosis must be made without waiting for recovery, it should be qualified as “provisional.”
- C. Schizoaffective disorder and depressive or bipolar disorder with psychotic features have been ruled out because either 1) no major depressive or manic episodes have occurred concurrently with the active-phase symptoms, or 2) if mood episodes have occurred during active-phase symptoms, they have been present for a minority of the total duration of the active and residual periods of the illness.
- D. The disturbance is not attributable to the physiological effects of a substance (e.g., a drug of abuse, a medication) or another medical condition.

## **Schizophrenia**

### **Diagnostic Criteria**

- A. Two (or more) of the following, each present for a significant portion of time during a 1-month period (or less if successfully treated). At least one of these must be (1), (2), or (3):
1. Delusions.
  2. Hallucinations.
  3. Disorganized speech (e.g., frequent derailment or incoherence).
  4. Grossly disorganized or catatonic behavior.
  5. Negative symptoms (i.e., diminished emotional expression or avolition).
- B. For a significant portion of the time since the onset of the disturbance, level of functioning in one or more major areas, such as work, interpersonal relations, or self-care, is markedly below the level achieved prior to the onset (or when the onset is in childhood or adolescence, there is failure to achieve expected level of interpersonal, academic, or occupational functioning).
- C. Continuous signs of the disturbance persist for at least 6 months. This 6-month period must include at least 1 month of symptoms (or less if successfully treated) that meet Criterion A (i.e., active-phase symptoms) and may include periods of prodromal or residual symptoms. During these prodromal or residual periods, the signs of the disturbance may be manifested by only negative symptoms or by two or more symptoms listed in Criterion A present in an attenuated form (e.g., odd beliefs, unusual perceptual experiences).
- D. Schizoaffective disorder and depressive or bipolar disorder with psychotic features have been ruled out because either 1) no major depressive or manic episodes have occurred concurrently with the active-phase symptoms, or 2) if mood episodes have occurred during active-phase symptoms, they have been present for a minority of the total duration of the active and residual periods of the illness.
- E. The disturbance is not attributable to the physiological effects of a substance (e.g., a drug of abuse, a medication) or another medical condition.
- F. If there is a history of autism spectrum disorder or a communication disorder of childhood onset, the additional diagnosis of schizophrenia is made only if prominent

---

delusions or hallucinations, in addition to the other required symptoms of schizophrenia, are also present for at least 1 month (or less if successfully treated).

**Schizoaffective Disorder****Diagnostic Criteria**

- A. An uninterrupted period of illness during which there is a major mood episode (major depressive or manic) concurrent with Criterion A of schizophrenia.
  - **Note:** The major depressive episode must include Criterion A1: Depressed mood.
- B. Delusions or hallucinations for 2 or more weeks in the absence of a major mood episode (depressive or manic) during the lifetime duration of the illness.
- C. Symptoms that meet criteria for a major mood episode are present for the majority of the total duration of the active and residual portions of the illness.
- D. The disturbance is not attributable to the effects of a substance (e.g., a drug of abuse, a medication) or another medical condition.

American Psychiatric Association. (2013). *Diagnostic and Statistical Manual of Mental Disorders* (5th ed.). Washington, DC.

---

## Appendix 5      DSM-5 Substance Use Disorder Diagnostic Criteria

*The following criteria are adapted from the DSM-5 criteria for substance use disorders and are presented as a resource, if needed for screening subjects. The full DSM Edition 5 (DSM-5) criteria for substance use disorders should be consulted for further information.*

- A. A pattern of \_\_\_\_\_ use leading to clinically significant impairment or distress, as manifested by at least two of the following, occurring within a 12-month period:
1. The \_\_\_\_\_ is often taken in larger amounts or over a longer period than was intended.
  2. There is a persistent desire or unsuccessful efforts to cut down or control \_\_\_\_\_ use.
  3. A great deal of time is spent in activities necessary to obtain the \_\_\_\_\_ use the \_\_\_\_\_, or recover from its effects.
  4. Craving, or a strong desire or urge to use the \_\_\_\_\_.
  5. Recurrent \_\_\_\_\_ use resulting in a failure to fulfill major role obligations at work, school, or home.
  6. Continued \_\_\_\_\_ use despite having persistent or recurrent social or interpersonal problems caused or exacerbated by the effects of the \_\_\_\_\_.
  7. Important social, occupational, or recreational activities are given up or reduced because of \_\_\_\_\_ use.
  8. Recurrent \_\_\_\_\_ use in situations in which it is physically hazardous.
  9. \_\_\_\_\_ use is continued despite knowledge of having a persistent or recurrent physical or psychological problem that is likely to have been caused or exacerbated by the \_\_\_\_\_.
  10. Tolerance, as defined by either of the following:
    - a. A need for markedly increased amounts of the \_\_\_\_\_ to achieve intoxication or desired effect.
    - b. A markedly diminished effect with continued use of the same amount of the \_\_\_\_\_.

**Note:** This criterion is not considered to be met for those taking \_\_\_\_\_ medications under appropriate medical supervision.

11. Withdrawal, as manifested by either of the following:
  - a. The characteristic withdrawal syndrome for the \_\_\_\_\_ (refer to Criteria A and B of the criteria set for \_\_\_\_\_ withdrawal – see full DSM-5 criteria).
  - b. The \_\_\_\_\_ (or a closely related substance) is taken to relieve or avoid withdrawal symptoms.

Severity:

- **Mild:** Presence of 2–3 symptoms.
- **Moderate:** Presence of 4–5 symptoms.
- **Severe:** Presence of 6 or more symptoms.

American Psychiatric Association. (2013). *Diagnostic and statistical manual of mental disorders (5th ed.)*. Washington, DC.



JZP-110  
Clinical Trial Protocol: 14-002 Amendment 3

Jazz Pharmaceuticals

---

## **Appendix 6      Epworth Sleepiness Scale (ESS)**

## Epworth Sleepiness Scale

Name: \_\_\_\_\_ Today's date: \_\_\_\_\_

Your age (Yrs): \_\_\_\_\_ Your sex (Male = M, Female = F): \_\_\_\_\_

How likely are you to doze off or fall asleep in the following situations, in contrast to feeling just tired?

This refers to your usual way of life in the past week.

Even if you haven't done some of these things recently try to work out how they would have affected you.

Use the following scale to choose the most appropriate number for each situation:

- 0 = would never doze
- 1 = slight chance of dozing
- 2 = moderate chance of dozing
- 3 = high chance of dozing

It is important that you answer each question as best you can.

Situation	Chance of Dozing (0-3)
Sitting and reading _____	<div style="border: 1px solid black; width: 50px; height: 200px; position: relative;"> <div style="position: absolute; top: 0; left: 5px;">_____</div> <div style="position: absolute; top: 30px; left: 5px;">_____</div> <div style="position: absolute; top: 60px; left: 5px;">_____</div> <div style="position: absolute; top: 90px; left: 5px;">_____</div> <div style="position: absolute; top: 120px; left: 5px;">_____</div> <div style="position: absolute; top: 150px; left: 5px;">_____</div> <div style="position: absolute; top: 180px; left: 5px;">_____</div> </div>
Watching TV _____	
Sitting, inactive in a public place (e.g. a theatre or a meeting) _____	
As a passenger in a car for an hour without a break _____	
Lying down to rest in the afternoon when circumstances permit _____	
Sitting and talking to someone _____	
Sitting quietly after a lunch without alcohol _____	
In a car, while stopped for a few minutes in the traffic _____	

THANK YOU FOR YOUR COOPERATION

☐ M.W. Johns 1990-

97

JZP-110  
Clinical Trial Protocol: 14-002 Amendment 3

Jazz Pharmaceuticals

---

**Appendix 7      Functional Outcomes of Sleep Questionnaire Short  
Version (FOSQ-10)**

## FUNCTIONAL OUTCOMES OF SLEEP QUESTIONNAIRE (FOSQ)

Some people have difficulty performing everyday activities when they feel tired or sleepy. The purpose of this questionnaire is to find out if you generally have difficulty carrying out certain activities because you are too sleepy or tired. In this questionnaire, when the words “sleepy” or “tired” are used, it means the feeling that you can’t keep your eyes open, your head is droopy, that you want to “nod off”, or that you feel the urge to take a nap. These words do not refer to the tired or fatigued feeling you may have after you have exercised.

**DIRECTIONS:** Please put a (X) in the box for your answer to each question. Select only **one** answer for each question. Please try to be as accurate as possible. All information will be kept confidential.

	(0) I don't do this activity for other reasons	(4) No difficulty	(3) Yes, a little difficulty	(2) Yes, moderate difficulty	(1) Yes, extreme difficulty
1. Do you have difficulty concentrating on the things you do because you are sleepy or tired?		<input type="checkbox"/>	<input type="checkbox"/>	<input type="checkbox"/>	<input type="checkbox"/>
2. Do you generally have difficulty remembering things, because you are sleepy or tired?		<input type="checkbox"/>	<input type="checkbox"/>	<input type="checkbox"/>	<input type="checkbox"/>
3. Do you have difficulty operating a motor vehicle for <u>short</u> distances (less than 100 miles) because you become sleepy or tired?	<input type="checkbox"/>	<input type="checkbox"/>	<input type="checkbox"/>	<input type="checkbox"/>	<input type="checkbox"/>
4. Do you have difficulty operating a motor vehicle for <u>long</u> distances (greater than 100 miles) because you become sleepy or tired?	<input type="checkbox"/>	<input type="checkbox"/>	<input type="checkbox"/>	<input type="checkbox"/>	<input type="checkbox"/>

	(0) I don't do this activity for other reasons	(4) No difficulty	(3) Yes, a little difficulty	(2) Yes, moderate difficulty	(1) Yes, extreme difficulty
5. Do you have difficulty visiting with your family or friends in <u>their</u> home because you become sleepy or tired?	<input type="checkbox"/>	<input type="checkbox"/>	<input type="checkbox"/>	<input type="checkbox"/>	<input type="checkbox"/>
6. Has your relationship with family, friends or work colleagues been affected because you are sleepy or tired?	<input type="checkbox"/>	<input type="checkbox"/>	<input type="checkbox"/>	<input type="checkbox"/>	<input type="checkbox"/>
7. Do you have difficulty watching a movie or videotape because you become sleepy or tired?	<input type="checkbox"/>	<input type="checkbox"/>	<input type="checkbox"/>	<input type="checkbox"/>	<input type="checkbox"/>
8. Do you have difficulty being as active as you want to be in the <u>evening</u> because you are sleepy or tired?		<input type="checkbox"/>	<input type="checkbox"/>	<input type="checkbox"/>	<input type="checkbox"/>
9. Do you have difficulty being as active as you want to be in the <u>morning</u> because you are sleepy or tired?		<input type="checkbox"/>	<input type="checkbox"/>	<input type="checkbox"/>	<input type="checkbox"/>

	(0) I don't engage in sexual activity for other reasons	(4) No	(3) Yes, a little	(2) Yes, moderately	(1) Yes, extremely
10. Has your desire for intimacy or sex been affected because you are sleepy or tired?	<input type="checkbox"/>	<input type="checkbox"/>	<input type="checkbox"/>	<input type="checkbox"/>	<input type="checkbox"/>

***Thank you for completing this questionnaire.***

JZP-110  
Clinical Trial Protocol: 14-002 Amendment 3

Jazz Pharmaceuticals

---

## **Appendix 8      36-Item Short Form Health Survey Version 2 (SF-36v2)**

# Your Health and Well-Being

**This survey asks for your views about your health. This information will help keep track of how you feel and how well you are able to do your usual activities. *Thank you for completing this survey!***

**For each of the following questions, please mark an ☒ in the one box that best describes your answer.**

**1. In general, would you say your health is:**

Excellent	Very good	Good	Fair	Poor
▼	▼	▼	▼	▼
<input type="checkbox"/> 1	<input type="checkbox"/> 2	<input type="checkbox"/> 3	<input type="checkbox"/> 4	<input type="checkbox"/> 5

**2. Compared to one year ago, how would you rate your health in general now?**

Much better now than one year ago	Somewhat better now than one year ago	About the same as one year ago	Somewhat worse now than one year ago	Much worse now than one year ago
▼	▼	▼	▼	▼
<input type="checkbox"/> 1	<input type="checkbox"/> 2	<input type="checkbox"/> 3	<input type="checkbox"/> 4	<input type="checkbox"/> 5

**3. The following questions are about activities you might do during a typical day. Does your health now limit you in these activities? If so, how much?**

	Yes, limited a lot ▼	Yes, limited a little ▼	No, not limited at all ▼
a <u>Vigorous activities</u> , such as running, lifting heavy objects, participating in strenuous sports .....	<input type="checkbox"/> <sub>1</sub>	<input type="checkbox"/> <sub>2</sub>	<input type="checkbox"/> <sub>3</sub>
b <u>Moderate activities</u> , such as moving a table, pushing a vacuum cleaner, bowling, or playing golf .....	<input type="checkbox"/> <sub>1</sub>	<input type="checkbox"/> <sub>2</sub>	<input type="checkbox"/> <sub>3</sub>
c Lifting or carrying groceries .....	<input type="checkbox"/> <sub>1</sub>	<input type="checkbox"/> <sub>2</sub>	<input type="checkbox"/> <sub>3</sub>
d Climbing <u>several</u> flights of stairs.....	<input type="checkbox"/> <sub>1</sub>	<input type="checkbox"/> <sub>2</sub>	<input type="checkbox"/> <sub>3</sub>
e Climbing <u>one</u> flight of stairs.....	<input type="checkbox"/> <sub>1</sub>	<input type="checkbox"/> <sub>2</sub>	<input type="checkbox"/> <sub>3</sub>
f Bending, kneeling, or stooping.....	<input type="checkbox"/> <sub>1</sub>	<input type="checkbox"/> <sub>2</sub>	<input type="checkbox"/> <sub>3</sub>
g Walking <u>more than a mile</u> .....	<input type="checkbox"/> <sub>1</sub>	<input type="checkbox"/> <sub>2</sub>	<input type="checkbox"/> <sub>3</sub>
h Walking <u>several hundred yards</u> .....	<input type="checkbox"/> <sub>1</sub>	<input type="checkbox"/> <sub>2</sub>	<input type="checkbox"/> <sub>3</sub>
i Walking <u>one hundred yards</u> .....	<input type="checkbox"/> <sub>1</sub>	<input type="checkbox"/> <sub>2</sub>	<input type="checkbox"/> <sub>3</sub>
j Bathing or dressing yourself.....	<input type="checkbox"/> <sub>1</sub>	<input type="checkbox"/> <sub>2</sub>	<input type="checkbox"/> <sub>3</sub>



**4. During the past 4 weeks, how much of the time have you had any of the following problems with your work or other regular daily activities as a result of your physical health?**

All of the time	Most of the time	Some of the time	A little of the time	None of the time
▼	▼	▼	▼	▼






- a Cut down on the amount of time you spent on work or other activities ..... ☐<sub>1</sub> ..... ☐<sub>2</sub> ..... ☐<sub>3</sub> ..... ☐<sub>4</sub> ..... ☐<sub>5</sub>
- b Accomplished less than you would like ..... ☐<sub>1</sub> ..... ☐<sub>2</sub> ..... ☐<sub>3</sub> ..... ☐<sub>4</sub> ..... ☐<sub>5</sub>
- c Were limited in the kind of work or other activities ..... ☐<sub>1</sub> ..... ☐<sub>2</sub> ..... ☐<sub>3</sub> ..... ☐<sub>4</sub> ..... ☐<sub>5</sub>
- d Had difficulty performing the work or other activities (for example, it took extra effort) ..... ☐<sub>1</sub> ..... ☐<sub>2</sub> ..... ☐<sub>3</sub> ..... ☐<sub>4</sub> ..... ☐<sub>5</sub>

**5. During the past 4 weeks, how much of the time have you had any of the following problems with your work or other regular daily activities as a result of any emotional problems (such as feeling depressed or anxious)?**







All of the time	Most of the time	Some of the time	A little of the time	None of the time
▼	▼	▼	▼	▼

- a Cut down on the amount of time you spent on work or other activities ..... ☐<sub>1</sub> ..... ☐<sub>2</sub> ..... ☐<sub>3</sub> ..... ☐<sub>4</sub> ..... ☐<sub>5</sub>
- b Accomplished less than you would like ..... ☐<sub>1</sub> ..... ☐<sub>2</sub> ..... ☐<sub>3</sub> ..... ☐<sub>4</sub> ..... ☐<sub>5</sub>
- c Did work or other activities less carefully than usual ..... ☐<sub>1</sub> ..... ☐<sub>2</sub> ..... ☐<sub>3</sub> ..... ☐<sub>4</sub> ..... ☐<sub>5</sub>






6. During the past 4 weeks, to what extent has your physical health or emotional problems interfered with your normal social activities with family, friends, neighbors, or groups?

Not at all	Slightly	Moderately	Quite a bit	Extremely
				
<input type="checkbox"/> <sub>1</sub>	<input type="checkbox"/> <sub>2</sub>	<input type="checkbox"/> <sub>3</sub>	<input type="checkbox"/> <sub>4</sub>	<input type="checkbox"/> <sub>5</sub>

7. How much bodily pain have you had during the past 4 weeks?

None	Very mild	Mild	Moderate	Severe	Very Severe
					
<input type="checkbox"/> <sub>1</sub>	<input type="checkbox"/> <sub>2</sub>	<input type="checkbox"/> <sub>3</sub>	<input type="checkbox"/> <sub>4</sub>	<input type="checkbox"/> <sub>5</sub>	<input type="checkbox"/> <sub>6</sub>

8. During the past 4 weeks, how much did pain interfere with your normal work (including both work outside the home and housework)?

Not at all	A little bit	Moderately	Quite a bit	Extremely
				
<input type="checkbox"/> <sub>1</sub>	<input type="checkbox"/> <sub>2</sub>	<input type="checkbox"/> <sub>3</sub>	<input type="checkbox"/> <sub>4</sub>	<input type="checkbox"/> <sub>5</sub>

**9. These questions are about how you feel and how things have been with you during the past 4 weeks. For each question, please give the one answer that comes closest to the way you have been feeling. How much of the time during the past 4 weeks...**

	All of the time	Most of the time	Some of the time	A little of the time	None of the time
	▼	▼	▼	▼	▼
a Did you feel full of life? .....	<input type="checkbox"/> 1	<input type="checkbox"/> 2	<input type="checkbox"/> 3	<input type="checkbox"/> 4	<input type="checkbox"/> 5
b Have you been very nervous? .....	<input type="checkbox"/> 1	<input type="checkbox"/> 2	<input type="checkbox"/> 3	<input type="checkbox"/> 4	<input type="checkbox"/> 5
c Have you felt so down in the dumps that nothing could cheer you up? .....	<input type="checkbox"/> 1	<input type="checkbox"/> 2	<input type="checkbox"/> 3	<input type="checkbox"/> 4	<input type="checkbox"/> 5
d Have you felt calm and peaceful? .....	<input type="checkbox"/> 1	<input type="checkbox"/> 2	<input type="checkbox"/> 3	<input type="checkbox"/> 4	<input type="checkbox"/> 5
e Did you have a lot of energy? .....	<input type="checkbox"/> 1	<input type="checkbox"/> 2	<input type="checkbox"/> 3	<input type="checkbox"/> 4	<input type="checkbox"/> 5
f Have you felt downhearted and depressed? .....	<input type="checkbox"/> 1	<input type="checkbox"/> 2	<input type="checkbox"/> 3	<input type="checkbox"/> 4	<input type="checkbox"/> 5
g Did you feel worn out? .....	<input type="checkbox"/> 1	<input type="checkbox"/> 2	<input type="checkbox"/> 3	<input type="checkbox"/> 4	<input type="checkbox"/> 5
h Have you been happy? .....	<input type="checkbox"/> 1	<input type="checkbox"/> 2	<input type="checkbox"/> 3	<input type="checkbox"/> 4	<input type="checkbox"/> 5
i Did you feel tired? .....	<input type="checkbox"/> 1	<input type="checkbox"/> 2	<input type="checkbox"/> 3	<input type="checkbox"/> 4	<input type="checkbox"/> 5

**10. During the past 4 weeks, how much of the time has your physical health or emotional problems interfered with your social activities (like visiting friends, relatives, etc.)?**

All of the time	Most of the time	Some of the time	A little of the time	None of the time
▼	▼	▼	▼	▼
<input type="checkbox"/> 1	<input type="checkbox"/> 2	<input type="checkbox"/> 3	<input type="checkbox"/> 4	<input type="checkbox"/> 5

**11. How TRUE or FALSE is each of the following statements for you?**

	Definitely true ▼	Mostly true ▼	Don't know ▼	Mostly false ▼	Definitely false ▼
a I seem to get sick a little easier than other people.....	<input type="checkbox"/> 1	<input type="checkbox"/> 2	<input type="checkbox"/> 3	<input type="checkbox"/> 4	<input type="checkbox"/> 5
b I am as healthy as anybody I know .....	<input type="checkbox"/> 1	<input type="checkbox"/> 2	<input type="checkbox"/> 3	<input type="checkbox"/> 4	<input type="checkbox"/> 5
c I expect my health to get worse .....	<input type="checkbox"/> 1	<input type="checkbox"/> 2	<input type="checkbox"/> 3	<input type="checkbox"/> 4	<input type="checkbox"/> 5
d My health is excellent .....	<input type="checkbox"/> 1	<input type="checkbox"/> 2	<input type="checkbox"/> 3	<input type="checkbox"/> 4	<input type="checkbox"/> 5

***THANK YOU FOR COMPLETING THESE QUESTIONS!***

JZP-110  
Clinical Trial Protocol: 14-002 Amendment 3

Jazz Pharmaceuticals

---

## **Appendix 9      EuroQoL EQ-5D-5L**

The version attached is an [example](#). The US English language version will be used in the US.



## **Health Questionnaire**

**English version for the UK**

SAMPLE

Under each heading, please tick the ONE box that best describes your health TODAY

### MOBILITY

- I have no problems in walking about ☐
- I have slight problems in walking about ☐
- I have moderate problems in walking about ☐
- I have severe problems in walking about ☐
- I am unable to walk about ☐

### SELF-CARE

- I have no problems washing or dressing myself ☐
- I have slight problems washing or dressing myself ☐
- I have moderate problems washing or dressing myself ☐
- I have severe problems washing or dressing myself ☐
- I am unable to wash or dress myself ☐

### USUAL ACTIVITIES (e.g. work, study, housework, family or leisure activities)

- I have no problems doing my usual activities ☐
- I have slight problems doing my usual activities ☐
- I have moderate problems doing my usual activities ☐
- I have severe problems doing my usual activities ☐
- I am unable to do my usual activities ☐

### PAIN / DISCOMFORT

- I have no pain or discomfort ☐
- I have slight pain or discomfort ☐
- I have moderate pain or discomfort ☐
- I have severe pain or discomfort ☐
- I have extreme pain or discomfort ☐

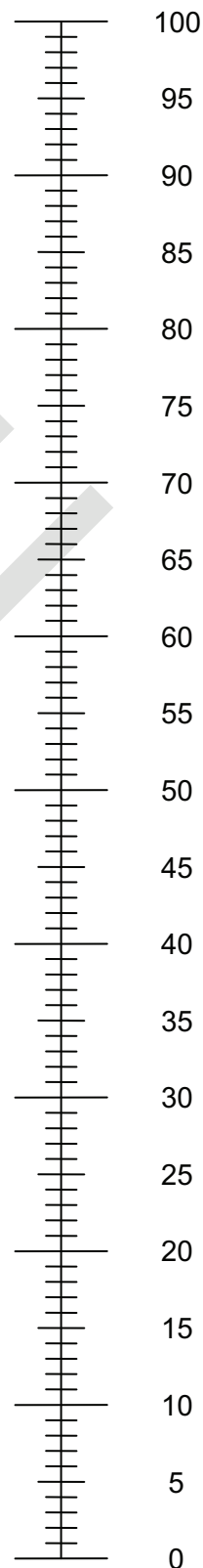
### ANXIETY / DEPRESSION

- I am not anxious or depressed ☐
- I am slightly anxious or depressed ☐
- I am moderately anxious or depressed ☐
- I am severely anxious or depressed ☐
- I am extremely anxious or depressed ☐

you can imagine

- We would like to know how good or bad your health is TODAY.
- This scale is numbered from 0 to 100.
- 100 means the best health you can imagine.  
0 means the worst health you can imagine.
- Mark an X on the scale to indicate how your health is TODAY.
- Now, please write the number you marked on the scale in the box below.

YOUR HEALTH TODAY =

The worst health  
you can imagine



JZP-110  
Clinical Trial Protocol: 14-002 Amendment 3

Jazz Pharmaceuticals

---

**Appendix 10      Columbia-Suicide Severity Rating Scale (C-SSRS)  
Baseline/Screening Version**

# COLUMBIA-SUICIDE SEVERITY RATING SCALE (C-SSRS)

Baseline/Screening Version

Version 1/14/09

*Posner, K.; Brent, D.; Lucas, C.; Gould, M.; Stanley, B.; Brown, G.; Fisher, P.; Zelazny, J.;  
Burke, A.; Oquendo, M.; Mann, J.*

*Disclaimer:*

*This scale is intended to be used by individuals who have received training in its administration. The questions contained in the Columbia-Suicide Severity Rating Scale are suggested probes. Ultimately, the determination of the presence of suicidal ideation or behavior depends on the judgment of the individual administering the scale.*

*Definitions of behavioral suicidal events in this scale are based on those used in **The Columbia Suicide History Form**, developed by John Mann, MD and Maria Oquendo, MD, Conte Center for the Neuroscience of Mental Disorders (CCNMD), New York State Psychiatric Institute, 1051 Riverside Drive, New York, NY, 10032. (Oquendo M. A., Halberstam B. & Mann J. J., Risk factors for suicidal behavior: utility and limitations of research instruments. In M.B. First [Ed.] Standardized Evaluation in Clinical Practice, pp. 103 -130, 2003.)*

*For reprints of the C-SSRS contact Kelly Posner, Ph.D., New York State Psychiatric Institute, 1051 Riverside Drive, New York, New York, 10032; inquiries and training requirements contact [posnerk@nyspi.columbia.edu](mailto:posnerk@nyspi.columbia.edu)*

© 2008 The Research Foundation for Mental Hygiene, Inc.

© 2008 Research Foundation for Mental Hygiene, Inc. C-SSRS—Baseline/Screening (Version 1/14/09) Page 1 of 2

CONFIDENTIAL Page 107 of 121



JZP-110  
Clinical Trial Protocol: 14-002 Amendment 3

Jazz Pharmaceuticals

---

**Appendix 11      Work Productivity and Activity Impairment  
Questionnaire: Specific Health Problem V2.0  
(WPAI:SHP)**

**Work Productivity and Activity Impairment Questionnaire:  
Specific Health Problem V2.0 (WPAI:SHP)**

The following questions ask about the effect of your narcolepsy on your ability to work and perform regular activities. *Please fill in the blanks or circle a number, as indicated.*

1. Are you currently employed (working for pay)? \_\_\_\_\_ NO \_\_\_\_ YES  
*If NO, check "NO" and skip to question 6.*

The next questions are about the **past seven days**, not including today.

2. During the past seven days, how many hours did you miss from work because of problems associated with your narcolepsy? *Include hours you missed on sick days, times you went in late, left early, etc., because of your narcolepsy. Do not include time you missed to participate in this study.*

\_\_\_\_\_ HOURS

3. During the past seven days, how many hours did you miss from work because of any other reason, such as vacation, holidays, time off to participate in this study?

\_\_\_\_\_ HOURS

4. During the past seven days, how many hours did you actually work?

\_\_\_\_\_ HOURS *(If "0", skip to question 6.)*

5. During the past seven days, how much did your narcolepsy affect your productivity while you were working?

*Think about days you were limited in the amount or kind of work you could do, days you accomplished less than you would like, or days you could not do your work as carefully as usual. If narcolepsy affected your work only a little, choose a low number. Choose a high number if narcolepsy affected your work a great deal.*

Consider only how much narcolepsy affected productivity while you were working.

narcolepsy had no effect on my work	<hr style="display: inline-block; width: 300px; border: 0.5px solid black;"/>	narcolepsy completely prevented me from working
	0 1 2 3 4 5 6 7 8 9 10	

CIRCLE A NUMBER

6. During the past seven days, how much did your narcolepsy affect your ability to do your regular daily activities, other than work at a job?

*By regular activities, we mean the usual activities you do, such as work around the house, shopping, childcare, exercising, studying, etc. Think about times you were limited in the amount or kind of activities you could do and times you accomplished less than you would like. If narcolepsy affected your activities only a little, choose a low number. Choose a high number if narcolepsy affected your activities a great deal.*

Consider only how much narcolepsy affected your ability to do your regular daily activities, other than work at a job.

narcolepsy had no effect on my daily activities	<hr style="display: inline-block; width: 300px; border: 0.5px solid black;"/>	narcolepsy completely prevented me from doing my daily activities
	0 1 2 3 4 5 6 7 8 9 10	

CIRCLE A NUMBER

WPAI:SHP V2.0 (US English)

Reilly MC, Zbrozek AS, Dukes E: The validity and reproducibility of a work productivity and activity impairment measure. *Pharmacoeconomics* 1993; 4(5):353-365.

JZP-110  
Clinical Trial Protocol: 14-002 Amendment 3

Jazz Pharmaceuticals

---

**Appendix 12      Columbia-Suicide Severity Rating Scale (C-SSRS)  
Since Last Visit Version**



# COLUMBIA-SUICIDE SEVERITY RATING SCALE (C-SSRS)

Since Last Visit

Version 1/14/09

*Posner, K.; Brent, D.; Lucas, C.; Gould, M.; Stanley, B.; Brown, G.; Fisher, P.; Zelazny, J.;  
Burke, A.; Oquendo, M.; Mann, J.*

*Disclaimer:*

*This scale is intended to be used by individuals who have received training in its administration. The questions contained in the Columbia-Suicide Severity Rating Scale are suggested probes. Ultimately, the determination of the presence of suicidal ideation or behavior depends on the judgment of the individual administering the scale.*

*Definitions of behavioral suicidal events in this scale are based on those used in **The Columbia Suicide History Form**, developed by John Mann, MD and Maria Oquendo, MD, Conte Center for the Neuroscience of Mental Disorders (CCNMD), New York State Psychiatric Institute, 1051 Riverside Drive, New York, NY, 10032. (Oquendo M. A., Halberstam B. & Mann J. J., Risk factors for suicidal behavior: utility and limitations of research instruments. In M.B. First [Ed.] Standardized Evaluation in Clinical Practice, pp. 103 -130, 2003.)*

*For reprints of the C-SSRS contact Kelly Posner, Ph.D., New York State Psychiatric Institute, 1051 Riverside Drive, New York, New York, 10032; inquiries and training requirements contact [posnerk@nyspi.columbia.edu](mailto:posnerk@nyspi.columbia.edu)*

<b>SUICIDAL IDEATION</b>	
Ask questions 1 and 2. If both are negative, proceed to "Suicidal Behavior" section. If the answer to question 2 is "yes", ask questions 3, 4 and 5. If the answer to question 1 and/or 2 is "yes", complete "Intensity of Ideation" section below.	Since Last Visit
<b>1. Wish to be Dead</b> Subject endorses thoughts about a wish to be dead or not alive anymore, or wish to fall asleep and not wake up. <b>Have you wished you were dead or wished you could go to sleep and not wake up?</b>  If yes, describe:	Yes No <input type="checkbox"/> <input type="checkbox"/>
<b>2. Non-Specific Active Suicidal Thoughts</b> General, non-specific thoughts of wanting to end one's life/commit suicide (e.g., "I've thought about killing myself") without thoughts of ways to kill oneself/associated methods, intent, or plan during the assessment period. <b>Have you actually had any thoughts of killing yourself?</b>  If yes, describe:	Yes No <input type="checkbox"/> <input type="checkbox"/>
<b>3. Active Suicidal Ideation with Any Methods (Not Plan) without Intent to Act</b> Subject endorses thoughts of suicide and has thought of at least one method during the assessment period. This is different than a specific plan with time, place or method details worked out (e.g., thought of method to kill self but not a specific plan). Includes person who would say, "I thought about taking an overdose but I never made a specific plan as to when, where or how I would actually do it...and I would never go through with it." <b>Have you been thinking about how you might do this?</b>  If yes, describe:	Yes No <input type="checkbox"/> <input type="checkbox"/>
<b>4. Active Suicidal Ideation with Some Intent to Act, without Specific Plan</b> Active suicidal thoughts of killing oneself and subject reports having <u>some intent to act on such thoughts</u> , as opposed to "I have the thoughts but I definitely will not do anything about them." <b>Have you had these thoughts and had some intention of acting on them?</b>  If yes, describe:	Yes No <input type="checkbox"/> <input type="checkbox"/>
<b>5. Active Suicidal Ideation with Specific Plan and Intent</b> Thoughts of killing oneself with details of plan fully or partially worked out and subject has some intent to carry it out. <b>Have you started to work out or worked out the details of how to kill yourself? Do you intend to carry out this plan?</b>  If yes, describe:	Yes No <input type="checkbox"/> <input type="checkbox"/>
<b>INTENSITY OF IDEATION</b>	
The following features should be rated with respect to the most severe type of ideation (i.e., 1-5 from above, with 1 being the least severe and 5 being the most severe).  <b>Most Severe Ideation:</b> _____ <div style="display: flex; justify-content: space-around;"> <span>Type # (1-5)</span> <span>Description of Ideation</span> </div>	Most Severe
<b>Frequency</b> <b>How many times have you had these thoughts?</b> (1) Less than once a week (2) Once a week (3) 2-5 times in week (4) Daily or almost daily (5) Many times each day	_____
<b>Duration</b> <b>When you have the thoughts, how long do they last?</b> (1) Fleeting - few seconds or minutes (4) 4-8 hours/most of day (2) Less than 1 hour/some of the time (5) More than 8 hours/persistent or continuous (3) 1-4 hours/a lot of time	_____
<b>Controllability</b> <b>Could/can you stop thinking about killing yourself or wanting to die if you want to?</b> (1) Easily able to control thoughts (4) Can control thoughts with a lot of difficulty (2) Can control thoughts with little difficulty (5) Unable to control thoughts (3) Can control thoughts with some difficulty (0) Does not attempt to control thoughts	_____
<b>Deterrents</b> <b>Are there things - anyone or anything (e.g., family, religion, pain of death) - that stopped you from wanting to die or acting on thoughts of committing suicide?</b> (1) Deterrents definitely stopped you from attempting suicide (4) Deterrents most likely did not stop you (2) Deterrents probably stopped you (5) Deterrents definitely did not stop you (3) Uncertain that deterrents stopped you (0) Does not apply	_____
<b>Reasons for Ideation</b> <b>What sort of reasons did you have for thinking about wanting to die or killing yourself? Was it to end the pain or stop the way you were feeling (in other words you couldn't go on living with this pain or how you were feeling) or was it to get attention, revenge or a reaction from others? Or both?</b> (1) Completely to get attention, revenge or a reaction from others (4) Mostly to end or stop the pain (you couldn't go on living with the pain or how you were feeling) (2) Mostly to get attention, revenge or a reaction from others (5) Completely to end or stop the pain (you couldn't go on living with the pain or how you were feeling) (3) Equally to get attention, revenge or a reaction from others and to end/stop the pain (0) Does not apply	_____

<b>SUICIDAL BEHAVIOR</b> (Check all that apply, so long as these are separate events; must ask about all types)	Since Last Visit
<b>Actual Attempt:</b> A potentially self-injurious act committed with at least some wish to die, <i>as a result of act</i> . Behavior was in part thought of as method to kill oneself. Intent does not have to be 100%. If there is <b>any</b> intent/desire to die associated with the act, then it can be considered an actual suicide attempt. <b>There does not have to be any injury or harm</b> , just the potential for injury or harm. If person pulls trigger while gun is in mouth but gun is broken so no injury results, this is considered an attempt. Inferring Intent: Even if an individual denies intent/wish to die, it may be inferred clinically from the behavior or circumstances. For example, a highly lethal act that is clearly not an accident so no other intent but suicide can be inferred (e.g., gunshot to head, jumping from window of a high floor/story). Also, if someone denies intent to die, but they thought that what they did could be lethal, intent may be inferred. <b>Have you made a suicide attempt?</b> <b>Have you done anything to harm yourself?</b> <b>Have you done anything dangerous where you could have died?</b> <b>What did you do?</b> <b>Did you _____ as a way to end your life?</b> <b>Did you want to die (even a little) when you _____?</b> <b>Were you trying to end your life when you _____?</b> <b>Or did you think it was possible you could have died from _____?</b> <b>Or did you do it purely for other reasons / without ANY intention of killing yourself (like to relieve stress, feel better, get sympathy, or get something else to happen)?</b> (Self-Injurious Behavior without suicidal intent) If yes, describe:	Yes No <input type="checkbox"/> <input type="checkbox"/>  Total # of Attempts _____  Yes No <input type="checkbox"/> <input type="checkbox"/>
<b>Has subject engaged in Non-Suicidal Self-Injurious Behavior?</b> <b>Interrupted Attempt:</b> When the person is interrupted (by an outside circumstance) from starting the potentially self-injurious act ( <i>if not for that, actual attempt would have occurred</i> ). Overdose: Person has pills in hand but is stopped from ingesting. Once they ingest any pills, this becomes an attempt rather than an interrupted attempt. Shooting: Person has gun pointed toward self, gun is taken away by someone else, or is somehow prevented from pulling trigger. Once they pull the trigger, even if the gun fails to fire, it is an attempt. Jumping: Person is poised to jump, is grabbed and taken down from ledge. Hanging: Person has noose around neck but has not yet started to hang - is stopped from doing so. <b>Has there been a time when you started to do something to end your life but someone or something stopped you before you actually did anything?</b> If yes, describe:	Yes No <input type="checkbox"/> <input type="checkbox"/>  Total # of interrupted _____
<b>Aborted Attempt:</b> When person begins to take steps toward making a suicide attempt, but stops themselves before they actually have engaged in any self-destructive behavior. Examples are similar to interrupted attempts, except that the individual stops him/herself, instead of being stopped by something else. <b>Has there been a time when you started to do something to try to end your life but you stopped yourself before you actually did anything?</b> If yes, describe:	Yes No <input type="checkbox"/> <input type="checkbox"/>  Total # of aborted _____
<b>Preparatory Acts or Behavior:</b> Acts or preparation towards imminently making a suicide attempt. This can include anything beyond a verbalization or thought, such as assembling a specific method (e.g., buying pills, purchasing a gun) or preparing for one's death by suicide (e.g., giving things away, writing a suicide note). <b>Have you taken any steps towards making a suicide attempt or preparing to kill yourself (such as collecting pills, getting a gun, giving valuables away or writing a suicide note)?</b> If yes, describe:	Yes No <input type="checkbox"/> <input type="checkbox"/>
<b>Suicidal Behavior:</b> Suicidal behavior was present during the assessment period?	Yes No <input type="checkbox"/> <input type="checkbox"/>
<b>Suicide:</b>	Yes No <input type="checkbox"/> <input type="checkbox"/>
<b>Answer for Actual Attempts Only</b>	Most Lethal Attempt Date:
<b>Actual Lethality/Medical Damage:</b> 0. No physical damage or very minor physical damage (e.g., surface scratches). 1. Minor physical damage (e.g., lethargic speech; first-degree burns; mild bleeding; sprains). 2. Moderate physical damage; medical attention needed (e.g., conscious but sleepy, somewhat responsive; second-degree burns; bleeding of major vessel). 3. Moderately severe physical damage; <i>medical</i> hospitalization and likely intensive care required (e.g., comatose with reflexes intact; third-degree burns less than 20% of body; extensive blood loss but can recover; major fractures). 4. Severe physical damage; <i>medical</i> hospitalization with intensive care required (e.g., comatose without reflexes; third-degree burns over 20% of body; extensive blood loss with unstable vital signs; major damage to a vital area). 5. Death	Enter Code  _____
<b>Potential Lethality: Only Answer if Actual Lethality=0</b> Likely lethality of actual attempt if no medical damage (the following examples, while having no actual medical damage, had potential for very serious lethality: put gun in mouth and pulled the trigger but gun fails to fire so no medical damage; laying on train tracks with oncoming train but pulled away before run over).  0 = Behavior not likely to result in injury 1 = Behavior likely to result in injury but not likely to cause death 2 = Behavior likely to result in death despite available medical care	Enter Code  _____

JZP-110  
Clinical Trial Protocol: 14-002 Amendment 3

Jazz Pharmaceuticals

---

## Appendix 13 Clinical Global Impression of Severity (CGIs)

**Check if Not Done** ☐

(Choose only one)

### CGI – SEVERITY

Considering your total clinical experience with this patient population, how ill is the patient at this time?

- ☐ 1. Normal, not at all ill
- ☐ 2. Borderline ill
- ☐ 3. Mildly ill
- ☐ 4. Moderately ill
- ☐ 5. Markedly ill
- ☐ 6. Severely ill
- ☐ 7. Among the most extremely ill patients

JZP-110  
Clinical Trial Protocol: 14-002 Amendment 3

Jazz Pharmaceuticals

---

## Appendix 14 Clinical Global Impression of Change (CGIc)

Check if Not Done ☐

### CGI – CHANGE

Compared to the subject's condition at **BASELINE**,  
how much has he/she changed?  
(Choose only one)

- ☐ 1. Very much improved
- ☐ 2. Much improved
- ☐ 3. Minimally improved
- ☐ 4. No change
- ☐ 5. Minimally worse
- ☐ 6. Much worse
- ☐ 7. Very much worse

JZP-110  
Clinical Trial Protocol: 14-002 Amendment 3

Jazz Pharmaceuticals

---

## Appendix 15 Patient Global Impression of Change (PGIc)

Check if Not Done ☐

### PGI – CHANGE

(Choose only one)

Since you **STARTED** study treatment, your **OVERALL** condition is:

- ☐ 1. Very much improved
- ☐ 2. Much improved
- ☐ 3. Minimally improved
- ☐ 4. No change
- ☐ 5. Minimally worse
- ☐ 6. Much worse
- ☐ 7. Very much worse

---

## Appendix 16 Diagnostic Criteria for Narcolepsy

### ICSD-3 Diagnostic Criteria for Narcolepsy

#### Narcolepsy Type 1

Criteria A and B must be met:

- A. The patient has daily periods of irrepressible need to sleep or daytime lapses into sleep occurring for at least three months.
- B. The presence of one or both of the following:
  1. Cataplexy (as defined under Essential Features) *and* a mean sleep latency of  $\leq 8$  minutes and two or more sleep onset REM periods (SOREMPs) on an MSLT performed according to standard techniques. A SOREMP (within 15 minutes of sleep onset) on the preceding nocturnal polysomnogram may replace one of the SOREMPs on the MSLT.
  2. CSF hypocretin-1 concentration, measured by immunoreactivity, is either  $\leq 110$  pg/mL or  $< 1/3$  of mean values obtained in normal subjects with the same standardized assay.

#### Note

If narcolepsy type I is strongly suspected clinically but the MSLT criteria of B1 are not met, a possible strategy is to repeat the MSLT.

#### Narcolepsy Type 2

Criteria A-E must be met

- A. The patient has daily periods of irrepressible need to sleep or daytime lapses into sleep occurring for at least three months.
- B. A mean sleep latency of  $\leq 8$  minutes and two or more sleep onset REM periods (SOREMPs) are found on a MSLT performed according to standard techniques. A SOREMP (within 15 minutes of sleep onset) on the preceding nocturnal polysomnogram may replace one of the SOREMPs on the MSLT.
- C. Cataplexy is absent.
- D. *Either* CSF hypocretin-1 concentration has not been measured *or* CSF hypocretin-1 concentration measured by immunoreactivity is either  $> 110$  pg/mL *or*  $> 1/3$  of mean values obtained in normal subjects with the same standardized assay.<sup>2</sup>
- E. The hypersomnolence and/or MSLT findings are not better explained by other causes such as insufficient sleep, obstructive sleep apnea, delayed sleep phase disorder, or the effect of medication or substances or their withdrawal.

#### Notes

1. If cataplexy develops later, then the disorder should be reclassified as narcolepsy type 1.
2. If the CSF Hcrt-1 concentration is tested at a later stage and found to be either  $\leq 110$  pg/mL or  $< 1/3$  of mean values obtained in normal subjects with the same assay, then the disorder should be reclassified as narcolepsy type 1.

American Academy of Sleep Medicine (AASM). Central disorders of hypersomnolence. In: International Classification of Sleep Disorders-Third Edition (ICSD-3), Darien, IL. American Academy of Sleep Medicine, 2014:146, 155.

---

**DSM-5 Diagnostic Criteria for Narcolepsy**

- A. Recurrent periods of an irrepressible need to sleep, lapsing into sleep, or napping occurring within the same day. These must have been occurring at least three times per week over the past 3 months.
- B. The presence of at least one of the following:
  - 1. Episodes of cataplexy, defined as either (a) or (b), occurring at least a few times per month:
    - a. In individuals with long-standing disease, brief (seconds to minutes) episodes of sudden bilateral loss of muscle tone with maintained consciousness that are precipitated by laughter or joking.
    - b. In children or in individuals within 6 months of onset, spontaneous grimaces or jaw-opening episodes with tongue thrusting or a global hypotonia, without any obvious emotional triggers.
  - 2. Hypocretin deficiency, as measured using cerebrospinal fluid (CSF) hypocretin-1 immunoreactivity values (less than or equal to one-third of values obtained in healthy subjects tested using the same assay, or less than or equal to 110 pg/mL). Low CSF levels of hypocretin-1 must not be observed in the context of acute brain injury, inflammation, or infection.
  - 3. Nocturnal sleep polysomnography showing rapid eye movement (REM) sleep latency less than or equal to 15 minutes, or a multiple sleep latency test showing a mean sleep latency less than or equal to 8 minutes and two or more sleep-onset REM periods.

American Psychiatric Association. (2013) *Diagnostic and Statistical Manual of Mental Disorders* (5<sup>th</sup> ed.), Washington DC: 372-373.



JZP-110  
Clinical Trial Protocol: 14-002 Amendment 3

Jazz Pharmaceuticals

Appendix 17

Signatures of Agreement for Protocol

Study Title: A Twelve-week, Double-blind, Placebo-controlled, Randomized, Parallel-group, Multicenter Study of the Safety and Efficacy of JZP-110 [(R)-2-amino-3-phenylpropylcarbamate hydrochloride] in the Treatment of Excessive Sleepiness in Subjects with Narcolepsy

Study Number: 14-002

Original Protocol: 18 December 2014

Amendment 1: 18 February 2015

Amendment 2: 10 September 2015

Amendment 3: 08 February 2016

This clinical study protocol was subject to critical review and has been approved by Jazz Pharmaceuticals.

Signed: *{Please see appended electronic signature page}* Date: \_\_\_\_\_

Signed: *{Please see appended electronic signature page}* Date: \_\_\_\_\_

Signed: *{Please see appended electronic signature page}* Date: \_\_\_\_\_



## Signature Manifestation

---

